Doing Things!

To Serve the Public

Adult Behavioral Health Work session

Pinellas County

PINELLAS COUNTY, FLORIDA
BOARD OF COUNTY COMMISSIONERS

Our Vision:
To Be the Standard for Public Service in America.

County Funded Behavioral Health Services

FY19 $11,027,186.65

General Fund Total $7,209,303.65

Grant Funding $3,817,883.00

35% of current funding is Grant Funding

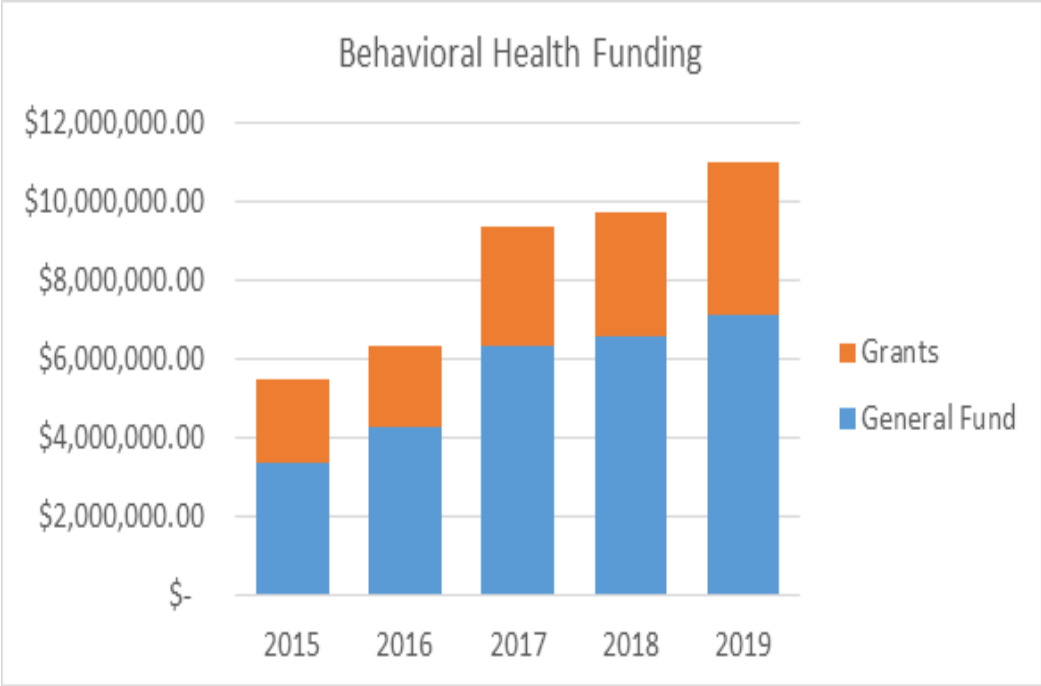

Funding

Partner Agency	County Human Services Funding	State Funding
PEMHS	$2,291,022.00	$6,105,477.63
Westcare Gulfcoast	$2,209,509.65	$1,228,418.78
Directions for Living	$2,028,372.75	$2,694,873.12
Operation Par, Inc	$1,770,439.00	$6,565,943.99
Public Defender	$208,713.00	$0.00
Suncoast Center, Inc	$723,602.00	$4,157,353.41
ACTS	$0.00	$206,612.01

Funding

Provider Agency	County Human Services Funding	State Funding
Boley Centers, Inc	$512,705.00	$5,380,720.67
Center for Rational Living	$437,000.00	$0.00
Catholic Charities	$107,330.00	$26,140.01
Solutions Behavioral Healthcare Consultants	$203,952.00	$0.00
PERC	$43,000	$0.00
Vincent House	$35,000	$508,119.00

Funding

Provider Agency	County Human Services Funding	State Funding
GulfCoast Jewish Family and Community Services	$2918.00	$795,603.00
Mental Health Resource Center Inc	$0.00	$1,235,388.00
Other*	$453,623.25	$0.00
Total:	$11,027,186.65	$28,904,649.63
Grand Total Adult Funding	**$39,931,836.28**	

Pinellas Community Empowerment Team

General Fund - $650,862 annually

Highest 33 utilizers of the Crisis Stabilization Unit & Jail

Stakeholder workgroup to identify system gaps and issues

Suncoast Center $ Boley Centers

Services: Benefit access, housing, employment assistance, vocational rehab, trauma therapy, psychiatric services.

Outcomes:

- Reduction in CSU days: 82% reduction, resulting in a cost savings of $155,562.
- Reduction in Jail days: 88% reduction, resulting in a cost savings of $199,000.

Pinellas Integrated Care Alliance

General Fund - $500,000 Annual Funding

Funder Driven Decision Making

- **Pinellas County, CFBHN, Pinellas County Sheriff's Office, Florida Department of Health**

Services - Integrated Case Management, field-based services, ongoing engagement and post discharge follow up.

Direct Recipient of PCSO MH Unit Referrals

 # Served: 142 clients served since the 7/1/18 start date, with 64 completing the program.

Outcomes:

- **79% Reduction in Arrests**
- **94% Reduction in CSU and Detox admissions**

Cooperative Agreement to Benefit Homeless Individuals (CABHI)

Pinellas County

Grant Funding- SAMHSA $2,400,000 over 3 years

Provides wrap around mental health and substance abuse services to clients who were chronically homeless who are now permanently housed. Goal is to continually provide services to reduce the risk of return to homelessness.

Operation PAR, Westcare-Gulfcoast and Directions for Living

Services – Outreach & Engagement, Case Management, Peer Support, Counseling, Psychiatric Services, Substance Abuse Treatment, multi-agency treatment meetings.

 # Served: 211 since inception

Outcomes:

- **88% of clients who have completed the 6 month survey have remained housed.**
- **3,924 services delivered**
- **60% of clients are still actively engaged and receiving behavioral health services**
- **Implemented telehealth/tele-psychiatry to increase access and expedite service delivery, over 95 telehealth sessions delivered.**
- **Improved integration and collaboration between BH partners and housing providers.**

Assisted Outpatient Treatment

Pinellas County

Grant Funding-SAMHSA $4,013,640 over 4 years

Provides court ordered outpatient services to individuals with high utilization of the Crisis Stabilization Unit, diagnosed with an SPMI who have not demonstrated previous engagement with outpatient services. Both the client and provider are under a court order to demonstrate follow up and commitment to the treatment plan.

PEMHS, Public Defender, Sixth Judicial Court & Directions for Living

Services: Counseling, Case Management, Multi-Agency Treatment Teams, Psychiatric Services.

 # Served: 9 * Start date 2/2019

Expected Outcomes: Reduction in CSU Utilization, Reduction in Jail System Interaction, Improved social outcomes.

Medication Assisted Treatment and AIMS

Pinellas County

Grant Funding - HRSA $483,780 annually

Pinellas County Health Program and Healthcare for the Homeless clients referred directly by FL–DOH to Operation PAR for Substance Abuse Treatment to include Medication Assisted Treatment and ongoing counseling.

Operation PAR, Department of Health

Services – Substance Abuse Treatment, MAT, therapy and Medication

 # Served: 234 clients served, receiving 2,495 treatment visits in 2018

Outcomes:

- **90% are receiving Medication Assisted Treatment**

Criminal Justice Mental Health Substance Abuse Reinvestment

Grant Funding - Department of Children and Families Grant – $1,200.000 over 3 years.

Jail Diversion Expansion that provides residential placement and treatment and employment assistance for those with a substance abuse and co-occurring diagnosis who are justice involved.

Public Defender, Westcare-Gulfcoast

Services – residential drug treatment, MH screening, employment services.

Served – 138 clients served since inception

Outcomes:

- 98% reduction in arrests among participants compared to the year prior to enrollment.
- 86% of participants had a reduction in risk domains at discharge. Improved access to employment, housing, healthcare, transportation.

Veterans Treatment Court

Pinellas County

Grant Funding - $325,000 annually

Collaborative treatment court for Veterans currently involved with the criminal justice system who suffer from substance abuse problems with co-occurring PTSD, Traumatic Brain Injury, Military Sexual Trauma and other psychological or physical problems as a result of serving in the Armed Forces.

Westcare-Gulfcoast, Solutions Behavioral Healthcare Consultants, PERC

Substance abuse and residential treatment services, case management, MAT, housing and employment assistance and mentoring.

 # Served – 46 Veterans

Outcomes:

- **70% of participants have successfully completed their treatment plans.**
- **70% of successful completers have remained substance free post discharge.**
- **100% of Veterans surveyed would recommend this program to someone facing similar challenges.**

Adult and Juvenile Drug Court

General Fund - $675,000

Grant Funding $693,455

Total Funding- $1,368,455

**Awarded Expansion SAMHSA Grant $2,000,000 over 4 years May 2019

Provides an opportunity to deliver substance abuse treatment and diversion services to those who have a substance abuse related criminal charge.

Westcare-Gulfcoast, Solutions Behavioral Healthcare Consultants, Dr. Kathleen Moore

Services - Substance abuse treatment, residential drug treatment and journaling to address criminological behavior.

#Served – 1,532 clients served in FY 18

Outcomes:

Adult Drug Court – 58.5% post-adjudication graduation rate with an average of 565 days in the program. 84% of Veterans served did not have a re-arrest.

Those engaged with the Courage to Change project remained crime free during program enrollment.

Juvenile Drug Court – 316 youth served with 1,344 services provided.

Family Dependency Drug Treatment Court

Pinellas County

Grant Funding- SAMHSA $1,303,653 over a 5 year period

Provides substance abuse treatment to parents who are involved in the child welfare system related to substance abuse.

Westcare-Gulfcoast

Services – clinical supervision, counseling, substance abuse and mental health treatment, drug testing, and case management for families with a goal of reunification goal.

 # Served – 62 Families since inception

Outcomes:

- **0% of participants have had a new child maltreatment report, instances of termination of parental rights, or had their children removed during program enrollment or 3 months post-discharge.**

Treatment

Operation Par

$688,290 General Fund

$1,082,149 Grant Funding

Total Funding $1,770,439

Funding includes in-patient detox, health screening, psychiatric assessment, detox and stabilization for clients that meet admission criteria. Counseling (individual and family), Case management, and educational groups. Provides services for MAT, AIMS, Care Team, CABHI.

Treatment

Westcare-Gulfcoast

$1,137,733 General Fund

$1,071,776 Grant Funding

Total Funding $2,209,509

Turning Point - Inebriate Receiving Shelter, Case Management, Groups, PD Jail Diversion Treatment Provider, Adult and Dependency Drug Court Treatment Provider, Veterans Treatment Court Provider and CABHI.

Treatment

Directions for Living

$ 126,716 General Fund/ $990,000 General Fund to DOH Subcontracted to Directions for Living

$ 911,656 Grant Funding

Total Funding $2,028,372.75

Assessment, counseling, case management, and psychiatric services for Pinellas County Health Program, Health Care for the Homeless, CABHI, and Assisted Outpatient Treatment. SOAR Coordination and service delivery.

Treatment

PEMHS

$ 2,182,177 General Fund

$ 108,845 Grant Funding

Total Funding $2,291,022.00

Crisis Stabilization Unit including 45 publicly funded beds for adults, Recovery Room Model, Impact Team – After care case management, Pinellas Integrated Care Alliance Team, AOT Mental Health Court Liaison and Psychiatric Services.

New Grants – CARE Team

Pinellas County

Grant Funding – HRSA $315,750 Annual

State Funding - AHCA $270,000

Intervention team aimed at delivering wrap around substance abuse treatment to those experiencing an overdose at the local ER and high utilizers of the MH/SA abuse system of care.

St. Anthony's Hospital and Operation PAR

28 HCH clients with ER activity related to SA

65 High utilizers of the SA/MH system

Linkage to MAT services and MH wrap around services

New Grants - Strategic Information Partnership

Office of Justice Programs - $999,960 over 3 years

Provides real-time/timely data collection from key stakeholders; to better articulate the current state of the problem, and improve communication for targeted outreach, enforcement, and education; cross system planning and data evaluation to better inform policy makers on targeted interventions; and to leverage resources for improved performance.

FL – Department of Health, EMS, USF, Opioid Task Force

New Grant Opportunities

First Responder- Comprehensive Addiction & Recovery Act Cooperative Agreement $2,000,000 over 4 years

- **Collaboration with EMS and Operation PAR to increase Narcan Program in addition to outreach/engagement with Substance Abuse Treatment.**

Office of Justice Programs – Comprehensive Opioid Abuse Site Base Program $1,200,000 over 3 year term

- **Provides transitional housing, Substance Abuse Treatment and MAT.**

Integrated Behavioral Health – HRSA $145,000 annually.

- **Co-located clinician at Bayside Clinic, Tele-Psychiatry Pilot**

Lessons Learned

- Wrap Around Services
- Outreach and Engagement
- Field Based Services
- Not limited to “business hours”
- On-call availability for clients to provider staff
- Long Acting Injectable Medication
- Universal Release of Information

Lessons Learned

Appropriate Day/Evening Activities

Partner "Alert" System

- **Hospitals and Law Enforcement using alert systems to communicate when clients are entering those systems.**

System Gaps and Challenges

Inadequate State Funding

- Florida ranks 50th in per capita funding
- Non-Medicaid Expansion State
- Limited Prevention Funding for Adults
- Limited Availability in State Hospital
  - 21 Pinellas Residents awaiting admission to Florida State Hospital.

System Gaps and Challenges

Lack of Central Receiving System

Medical Transport Data (1/1/18-5/31/19)

- Costs of the service
- Retail Rate = $780 per transport
- Responsible party
- Uncollectable/Collectable

1st Transport to Behavioral Health Destination

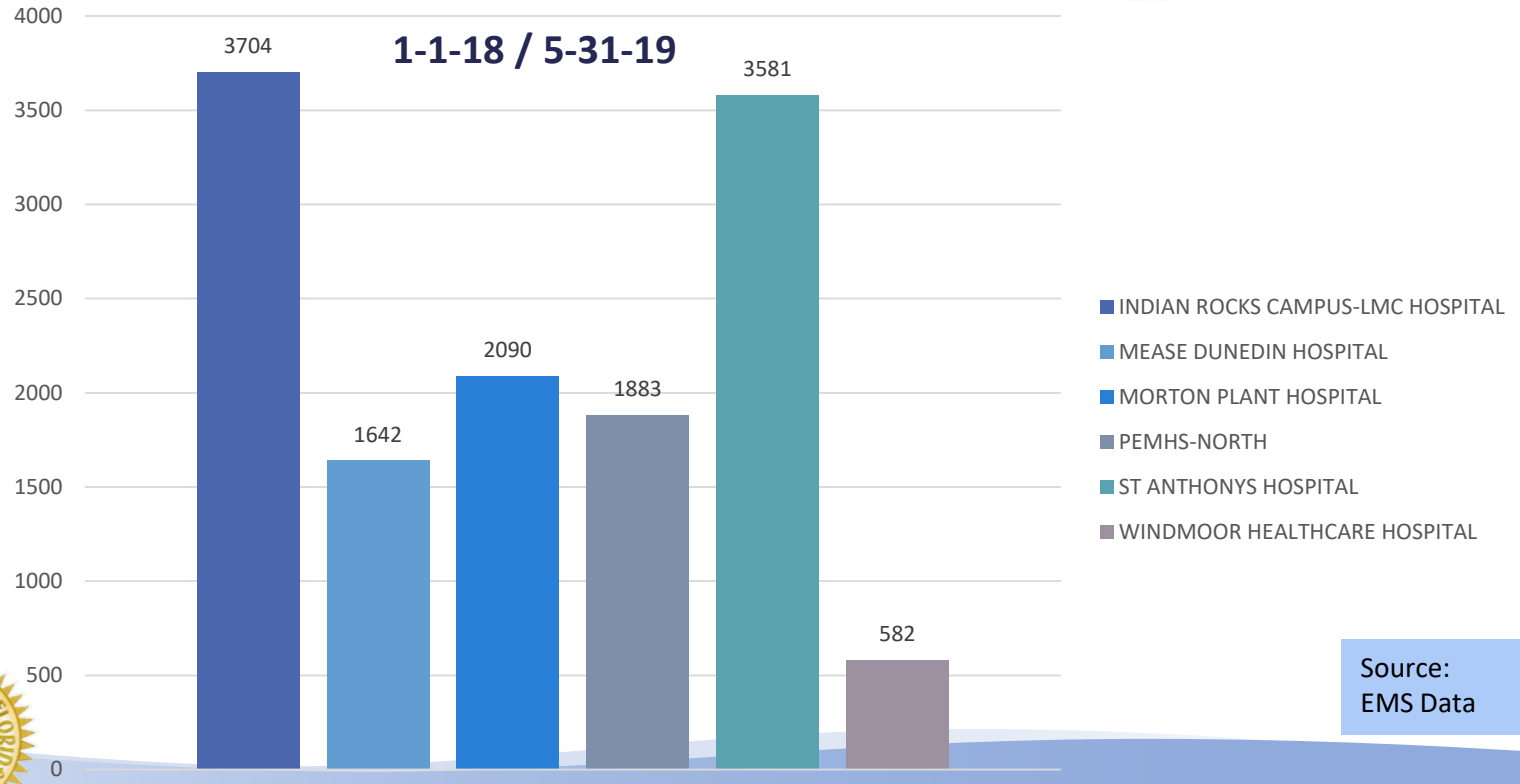

Source:
EMS Data

PEMHS In-Bound Clients

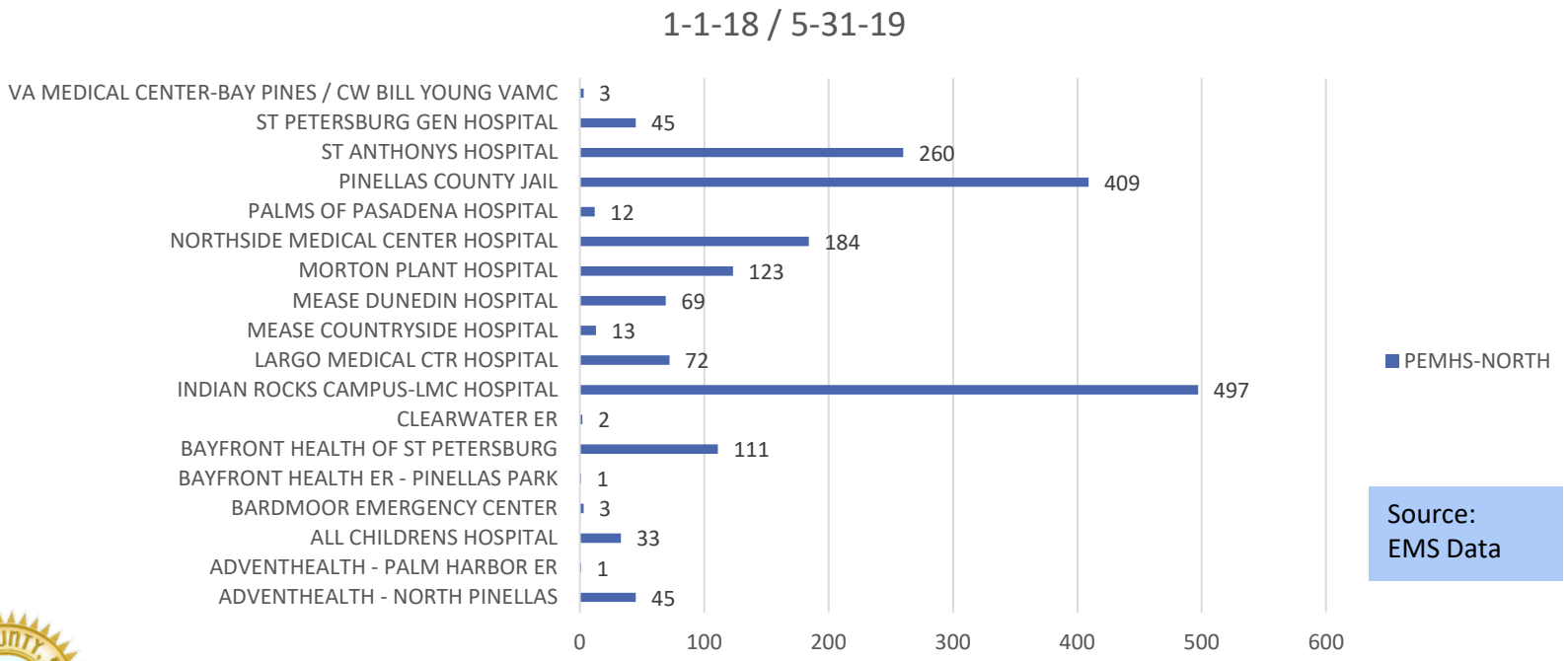

Source:
EMS Data

High Utilizers to Behavioral Health Destination

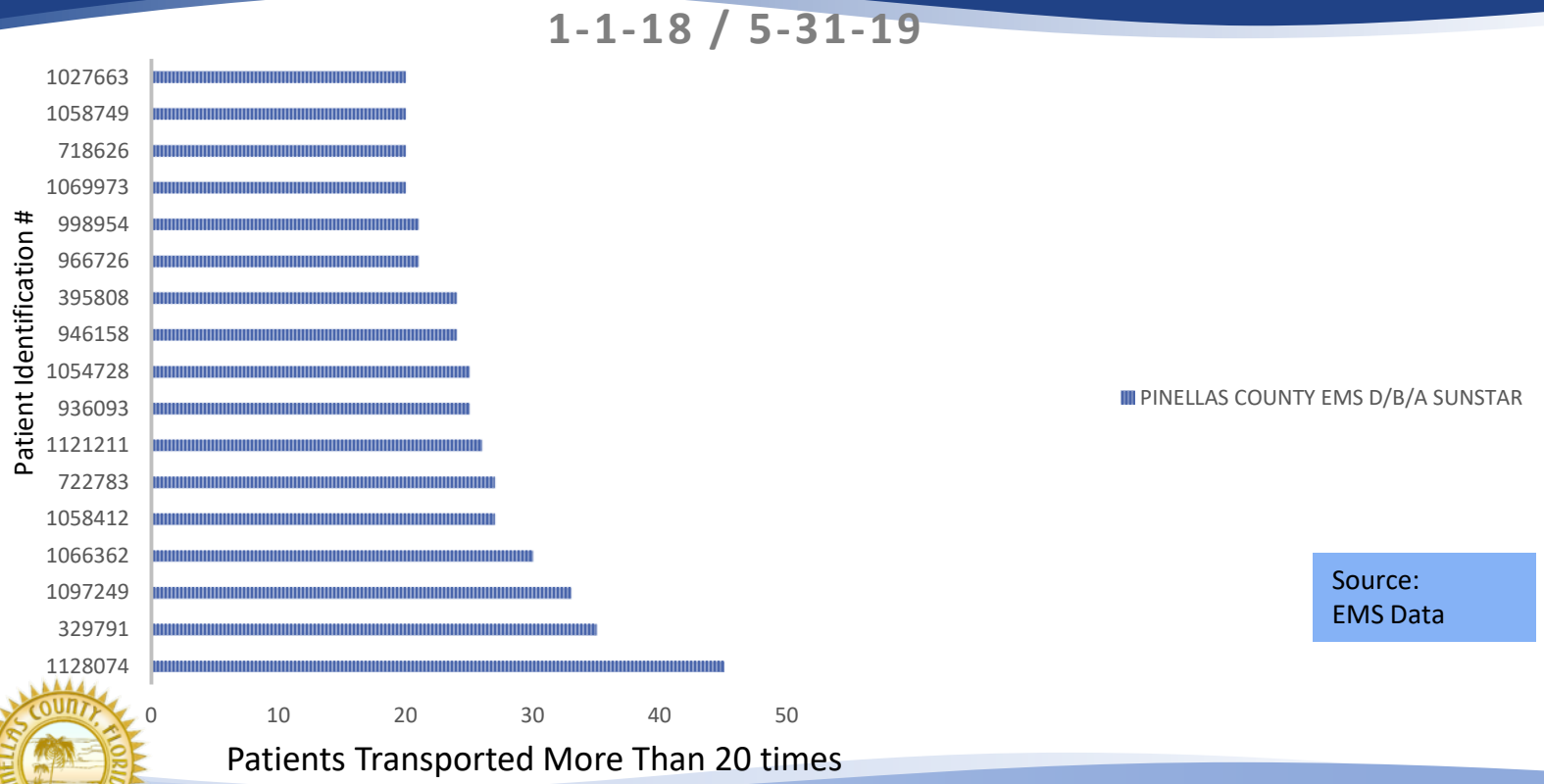

Source:
EMS Data

Adult Baker Acts

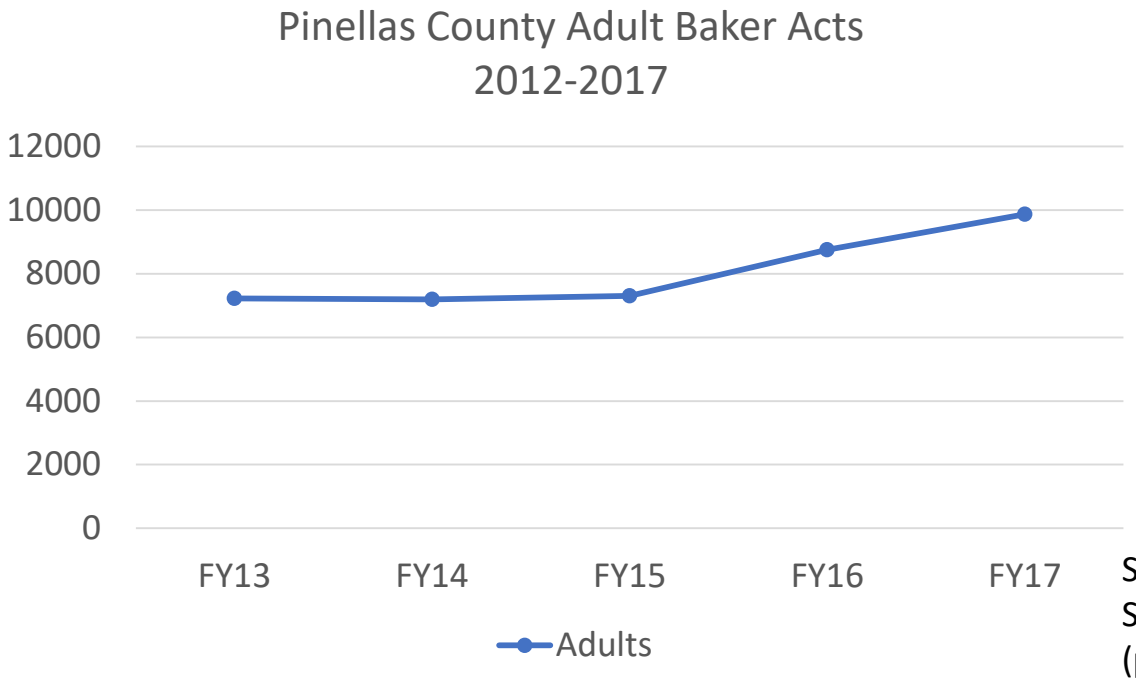

Source:
State
(pending 2018 data in draft)

System Gaps and Challenges

Lack of Secure Marchman Beds/Facility

- **May 2017- November 2018**
  - Over the 19 month period, 1756 Marchman Acts were sent to the Pinellas County Jail. (92 per month)
  - 1,266 were accepted
  - 490 were refused for medical concerns and sent to the ER

System Gaps and Challenges

Pinellas County

Sustainability

- Grants are time limited and lack capacity to sustain without additional funding.
- Often, county is requested to fill gaps in funding to sustain successful programs.

Psychiatric Demand

- National Shortage of Psychiatry staff
- Wait times for a Psychiatric Evaluation can be approximately 30 days or more.

System Gaps and Challenges

Health Information Exchange

- Florida does not have an active health information exchange. Workgroup in place to develop.

Stigma Associated with Behavioral Health Treatment/Diagnoses

Opportunities

Pinellas County

- Marchman Beds - 10 ACTS beds
- Tele-health and Tele-Psychiatry
- Street Medicine
- Collaboration with local hospitals
- High Utilizer Complex Case Sharing with EMS and HS
- Medical Transport/Medical Clearance Process
- Uniform Assessment that collects standardized criteria for all Pinellas County Behavioral Health Providers
- Intensive Case Management for Adults

DOH-Pinellas: Behavioral Health

Ulyee Choe DO

Director, DOH-Pinellas

June 11, 2019



Primary Care

Pinellas County Indigent Health Program and Health Care for the Homeless Program

Number of clients:

- **PCHP: 3,700**
- **HCH: 3,750**

Referred to mental health: 949 to Directions (October 2017 – September 2018)

Referred to substance abuse: 432 to Operation PAR

Universal mental health screen on intake

Primary Care

Partnership with Directions

Integrated care model: on-site mental health counselor

Outcomes:

- 22% reduction in preventable hospitalizations
- 29% reduction in hospitalizations due to SPMI

Youth Mental Health Services

School Based Health Clinic

Located at 5 high schools

3 mental health therapists with Suncoast

Maternal Child Health Home Visiting Services

Healthy Family Florida, Nurse Family Partnership

Mental Health Services:

- Maternal depression screening
- Mental health counseling/ support groups

Awareness and Education

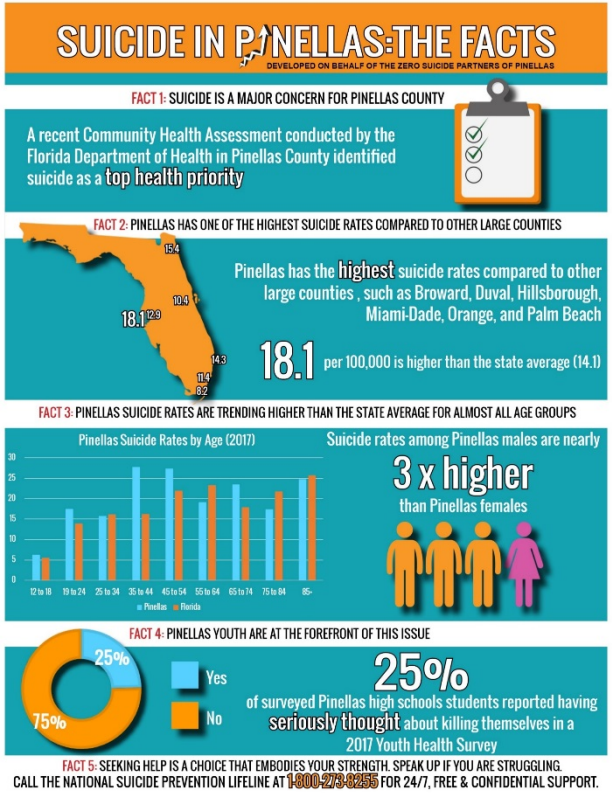

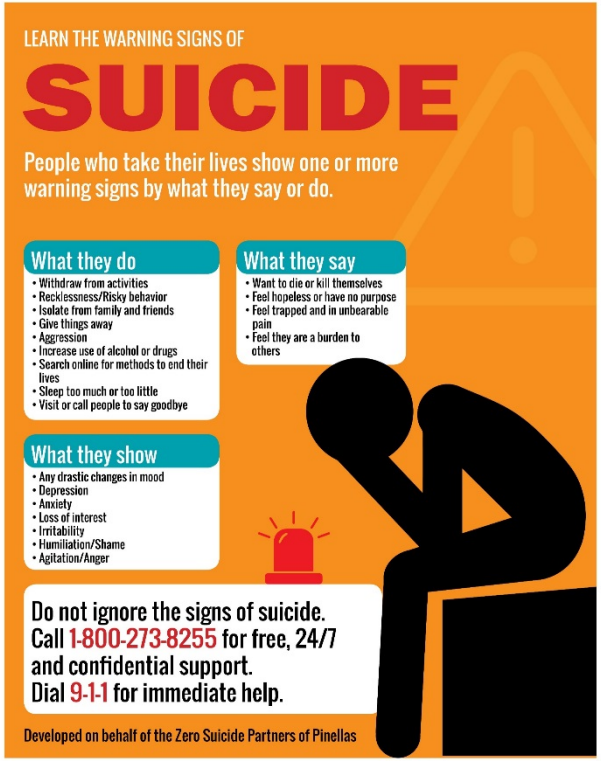

Sources: https://afsp.org/about-suicide/risk-factors-and-warning-signs/
https://kave.org/about-suicide/warning-signs-risk-factors-protective-factors/

Pinellas County Opioid Task Force

Community Health Action Team (CHAT)

Behavioral Health Objectives

By December 31, 2021, increase the # of community members participating in NAMI "Ending the Silence" presentations from 800 (2018) to 1,600.

By December 31, 2021, increase the # of trauma-informed communities from 1 (2018) to 3.

By December 31, 2021, reduce the proportion of drug-related accidental deaths from 2.2% (2016) to 1.5%.

By December 31, 2021, reduce the Pinellas suicide rate from 18.1 (2015-17) to 17.0.

By December 31, 2021, increase the number of establishments offering universal mental health screenings by 10% from baseline.

Behavioral Health Objectives

By December 31, 2021, expand access to Mobile Crisis Response Team for ages 25 and younger

By December 31, 2021, increase the number of Memoranda of Understanding (MOUs) between behavioral health providers by 10% of baseline (TBD in Activity).

By December 31, 2021, increase the number of Supplemental Social Security Income/Social Security Disability Insurance (SSI/SSDI) Outreach, Access, and Recovery (SOAR) evaluations administered by 10% of baseline (TBD in Activity).

By June 30, 2019, increase the annual review of existing groups working to address mental health and/or substance use needs from 0 to 1/year.

By December 31, 2021, increase the number of formal collaborations (e.g. agreement, MOU, action plan, etc.) focused on mental health and/or substance use needs by 10% of baseline (TBD in Objective BH 1.4.1).

Central Florida
Behavioral Health
Network, Inc.

Mission:
Managing a quality behavioral health system of care that brings help and hope to individuals, families, and communities.

Vision:
Envisioning communities where accessible behavioral healthcare enhances the lives all.

Mental Health & Substance Abuse

Safety Net System of Care ~ Pinellas County

Linda McKinnon
President & CEO

Presentation to the Pinellas County
Board of County Commissioners
Prepared May, 2019

Florida Facts

- Florida's estimated 2019 population: 21,640,022[1]
- Floridians with behavioral health issues today: 4,088,089[2]
- Florida DCF funding per capita for behavioral health: $ 33.57 per person[3]
- The Kaiser Family Foundation ranks Florida 50th in the nation in Per Capita Mental Health Services Expenditures[4]
- Florida uninsured: Florida currently has an estimated 2.676 million uninsured individuals which is down from a high of 3.9 million in 2013. With potential changes in the Affordable Care Act and Low Income Pool (LIP) funding, it is unclear how the number of uninsured as well as indigent funding will change.

[1] worldpopulationreview.com/states/florida-population/

[2] The National Council for Behavioral Health reports that 1 in 5 people suffer from a behavioral health issue each year. Most of us know someone in our own families or in our communities who suffer from mental health illnesses or self-medicate their illness with drugs and alcohol.

[3] Florida State DCF SAMH Budget/Population

[4] http://kff.org/other/state-indicator/smha-expenditures-per-capita/

[5] http://www.fha.org/Reports-and-Resources/Facts-and-Stats.aspx

Central Florida Behavioral Health Network, Inc.

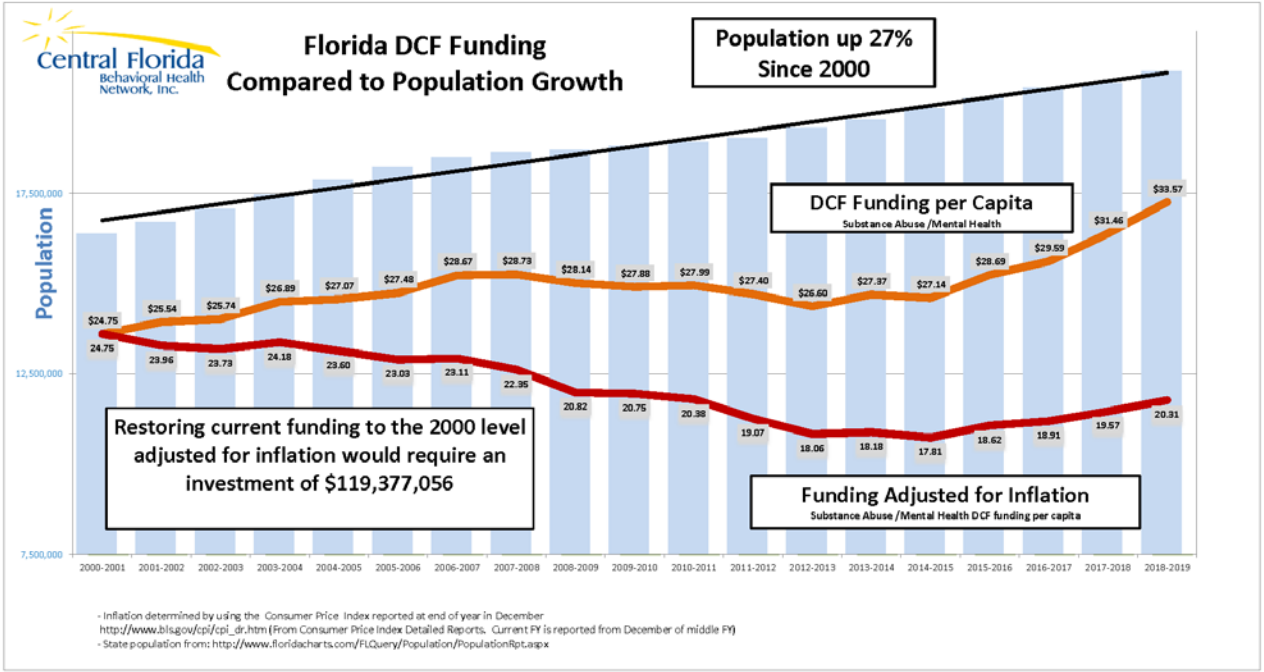
Central Florida
Behavioral Health
Network, Inc.
Florida DCF Funding
Compared to Population Growth
Population up 27%
Since 2000
DCF Funding per Capita
Substance Abuse /Mental Health
Funding Adjusted for Inflation
Substance Abuse /Mental Health DCF funding per capita
Restoring current funding to the 2000 level adjusted for inflation would require an investment of $119,377,056
Population
17,500,000
12,500,000
7,500,000
$24.75
$25.54
$25.74
$26.89
$27.07
$27.48
$28.67
$28.73
$28.14
$27.88
$27.99
$27.40
$26.60
$27.37
$27.14
$28.69
$29.59
$31.46
$33.57
24.75
23.96
23.73
24.18
23.60
23.03
23.11
22.35
20.82
20.75
20.38
19.07
18.06
18.18
17.81
18.62
18.91
19.57
20.31
2000-2001
2001-2002
2002-2003
2003-2004
2004-2005
2005-2006
2006-2007
2007-2008
2008-2009
2009-2010
2010-2011
2011-2012
2012-2013
2013-2014
2014-2015
2015-2016
2016-2017
2017-2018
2018-2019
- Inflation determined by using the Consumer Price Index reported at end of year in December
http://www.bls.gov/cpi/cpi_dr.htm (From Consumer Price Index Detailed Reports. Current FY is reported from December of middle FY)
- State population from: http://www.floridacharts.com/FLQuery/Population/PopulationRpt.aspx

Central Florida Behavioral Health Network, Inc.

Mental Health/Substance Abuse Funding

Funding Compared to Population Growth

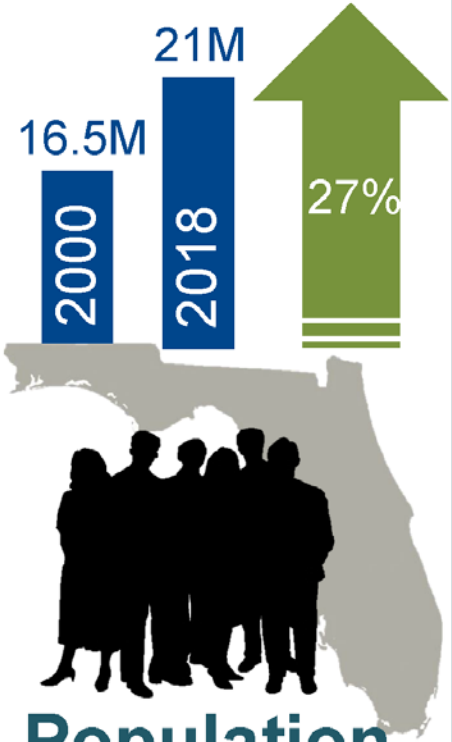

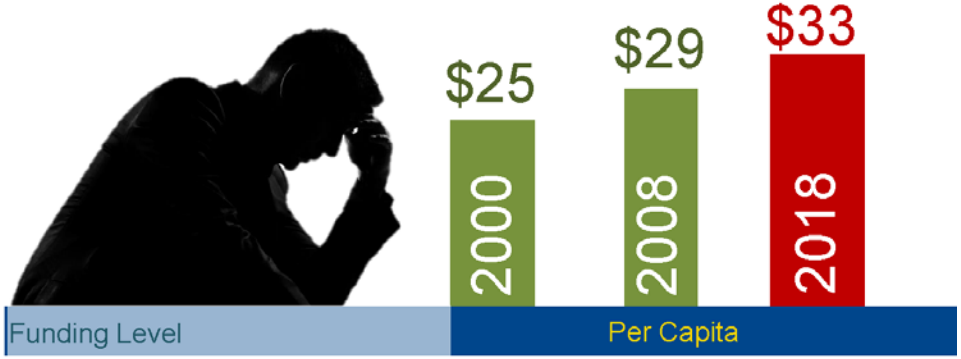

Investment Required

(fund services at 2000 levels adjusted for inflation)

$119M

©2014 Slide Creation, LLC /www.slidecreation.com

Sources/Images: *http://www.bls.gov/cpi/;*http://www.floridacharts.com/FLQuery/Population/PopulationRpt.aspx. Images:*http://www.clipartpanda.com/categories/business-people-silhouette Images: *http://www.thetrentonline.com/16-

Managing Entity Facts

Seven Managing Entities (ME's) administer, manage, and ensure accountability of public funds that support Florida's behavioral health safety net. ME's work to provide quality care for those in need of mental health and substance abuse services who have no other payer source. These essential services help Floridians rebuild lives and achieve recovery.

ME's are authorized by the Florida Legislature and have a proven track record of providing cost effective solutions. ME's have brought BIG positive changes such as;

- Eliminating duplication, producing efficiency and promoting local control
- Full accountability of all funds matched to performance outcomes ensuring public expenditures are appropriate and verified
- Smarter system development that leverages work with nontraditional community partners like child welfare, criminal justice, veterans services and primary healthcare

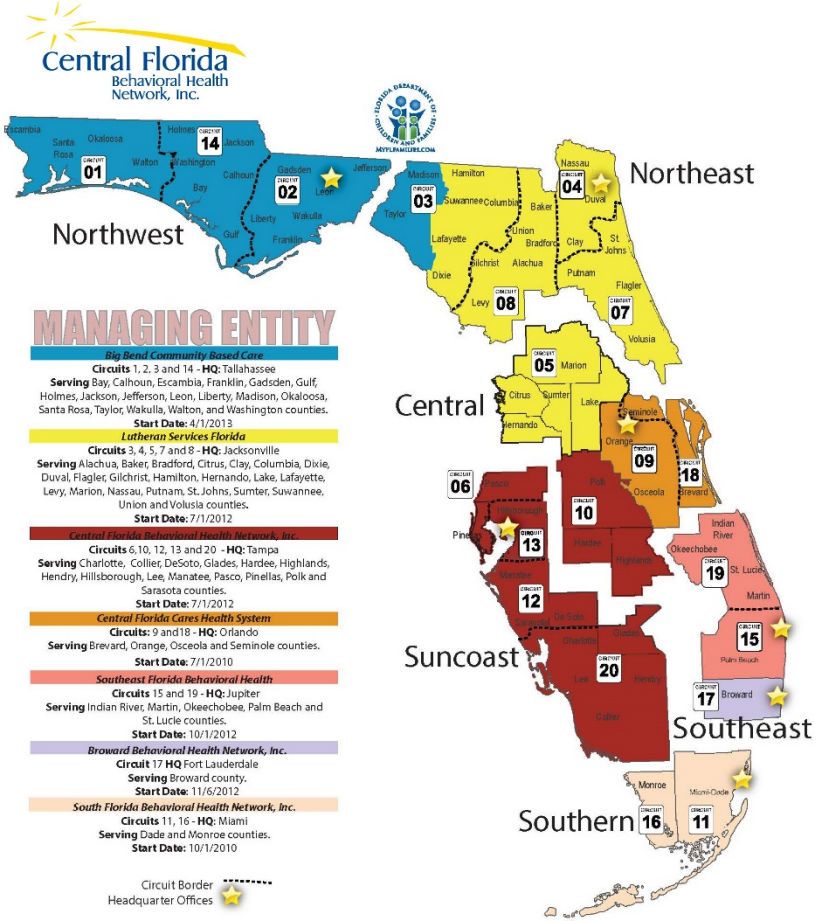

"Florida's Behavioral Health System is a good model for service delivery ", says President and CEO Dominic M Calabro.

Read the entire report at www.florida tax watch.org

Florida TaxWatch

Central Florida Behavioral Health Network

Who We Are

- 501 (c) (3) Non Profit incorporated in 1997
- Efficient organization operating on a very efficient less than 3.5% Administrative Rate
- International Commission on Accreditation of Rehabilitation Facilities (CARF) Accredited Services Management Network

What We Do

- Develop and manage a community based care system serving 14 counties
- Provide a full continuum of mental health & substance abuse services through a contracted community provider network
- Match severity of illness to intensity of service – while reducing system costs through Care Coordination
- Promote use of Evidenced Based Best Practices
- Develop innovative programs and IT solutions that drive performance and improve outcomes
- Provide services not covered by traditional medical insurance. Called "*wraparound*" these services include housing, employment, transportation and the like. Coupled with treatment these are essential elements for successful recovery

Central Florida Behavioral Health Network, Inc.

2018-2019 Funding

CFBHN Network	
Program	Contracted Funds
Adult Mental Health	$102,572,266
Adult Substance Abuse	$56,078,342
Child Mental Health	$22,201,905
Child Substance Abuse	$18,078,532
Total	$198,931,045

Pinellas County	
Program	Contracted Funds
Adult Mental Health	$19,886,511
Adult Substance Abuse	$9,018138
Child Mental Health	$4,241,372
Child Substance Abuse	$2,238,460
Total	$35,384,481

Total Number of Persons To be Served

***Unduplicated* =** 140,399

Central Florida Behavioral Health Network, Inc.

2018-2019 Pinellas County Providers

Provider	Contracted Funds	Services
Agency for Community Treatment	$206,611	ASA/RES
Boley Centers	$5,380,720	AMH/FACT/RES/Supported Housing
Catholic Charities of St Petersburg	$26,140	AMH/R&B
Directions for Living	$3,198,947	AMH/ASA/CMH/CSA
Gulf Coast Jewish Family & Community Services, Inc.	$795,603	AMH/RES/ASA
Mental Health Resource Center	$1,235,388	AMH/FACT
Operation Par	$8,618,311	AMH/ASA/RES/Detox/CSA
PEHMS	$9,960,554	AMH/CMH/Crisis/ASA/CSA/Detox
Suncoast Center	$4,171,880	AMH/FACT/ASA/DSA
Vincent House	$508,119	AMH
Westcare	$1,282,206	ASA/RES/CSA
Total	$35,384,481	

AMH = Adult MH
CMH=Child Mental Health
RES=Residential

ASA=Adult Substance Abuse
CSA= Child Substance Abuse
R&B=Room and Board

Central Florida Behavioral Health Network, Inc.

Scorecard Performance Measures

Provider	Total Points	Max Available
Agency for Community Treatment	65	67
Boley Centers	59	59
Catholic Charities	33	34
Directions for Living	66	67
Gulf Coast Jewish	62	62
Mental Health resource	59	59
NAMI Pinellas	19	19
Operation Par	63	64
PEHMS	62	62
Suncoast	64	67
Vincent House	20	20
Westcare	33	34

View real success stories about real people on CFBHN YouTube Channel https://www.youtube.com/c/CentralFloridaBehavioralHealthNetwork

Or visit our website at www.cfbhn.org and click on the Newsroom tab

Prevention

Provider	Program	Pop	#'s Served
Operation Par	Drug Prevention	Child	865
Operation Par	Alcohol Prevention	Adult	60
Operation Par	Parenting & Wellness	Adult	1544
Operation Par	Problem Solving & Wellness	Child	653
Westcare	Life Skills	Child	100
Gulf Coast Jewish Family	RX Drug Awareness	Adult	330
Gulf Coast Jewish Family	Wellness for Seniors	Adult	183
TOTAL			**3735**

Services are provided in home, at schools, recreation centers, churches, malls, apartment complexes, parks and the like

Cities include: Baypoint, Clearwater, Dunedin, Largo, New Port Richey, Pasadena, Pinellas Park, Safety Harbor, St Petersburg, Tarpon Springs

Central Florida Behavioral Health Network, Inc.

Crisis Services

Mental Health	AMH	CMH
PEMHS	$5,846,661	$2,287,014

Detox	ASA	CSA
PEHMS		$104,242
Operation PAR	$1,374,333	

AMH = Adult MH
CMH=Child Mental Health

ASA=Adult Substance Abuse
CSA= Child Substance Abuse

Central Florida Behavioral Health Network, Inc.

Residential Treatment

Provider Mental Health	# of Beds	Bed Days	Total $'s
Agency Community Treatment/Adult	3.25	1,186.00	$206,612
Boley Centers/Adult	45.63	16,798.00	$2,215,003
Catholic Charities/Adult	.61	221.00	$26,140
Gulf Coast Jewish/Adult	18.25	6,661.77	$233,127
PEHMS/Adult	36.29	13,245.16	$4,413,945
PEHMS/Child	2.06	751.46	$250,425

Provider Substance Abuse	# of Beds	Bed Days	Total $'s
Operation PAR/Adult	78.61	28,693.18	$4,924,197
Operation PAR/Child	13.84	5,051.39	$989,113
PEHMS/Child	.86	312.80	$104,242
Westcare/Adult	2.74	1,000.00	$176,640

Central Florida Behavioral Health Network, Inc.

Special Programs ~ Pinellas County

Community Collaborations

ROSC
Recovery Oriented System of Care

HEALTHY TRANSITIONS

Central Florida Behavioral Health Network, Inc.

Foundation for a Healthy St. Petersburg

Pinellas County Emergency Management

Mental Illness in Jails and Prisons

The Treatment and Advocacy Center reports on the prevalence of:

Programs currently underway in the CFBHN network to address this issue:

- Arrest Data Sharing Project with Pinellas County Sheriff

http://humantollofjail.vera.org/the-burden-of-mental-illness-behind-bars/

Central Florida Behavioral Health Network, Inc.

ROSC
Recovery Oriented System of Care

This project is funded through a grant and the Department of Children & Families

Strategic Plan Goals include:

- *Increase use of Peer Specialists – people in recovery with lived experience that assist individuals in their road to recovery*
- *Increase spaces of "wellness" in the community via consumer involvement, use of family voice and choice, and supporting efforts to remain well in the continuum of care. Also focus on identifying needs, building capacity, infrastructure development and financing options*
- *Implement the Wraparound program that supports wellness*

Central Florida
Behavioral Health
Network, Inc.

HEALTHY TRANSITIONS

Serves transition aged youth and young adults between the ages of 16-25 who are living with or at-risk of developing a serious mental health or co-occurring substance use and mental health related disorder.

Over 75% of the direct services staff are young adults themselves with lived and life experiences.

Core values of the program:

- Youth and Young Adult voice are critical to achieving successful outcomes
- Youth and young adults are the first experts of their lives
- Peers are critical to the success of young people, because young people learn best from other young people
- Services must be provided in the communities where young people reside

In Pinellas County, Florida Healthy Transitions providers are 2-1-1 Tampa Bay Cares and Suncoast Center.

Central Florida Behavioral Health Network, Inc.

HEALTHY TRANSITIONS

Outcome Measure (n = 32)	Percent Change from Baseline to 6-month Follow-up Assessment
Handling daily life	64 % Increase
Ability to deal with crisis	42% Increase
Gets along well with family	93% Increase
Does well in school	35% Increase
Mental health symptoms no longer bothersome	83% Increase
No longer feel hopeless	50% Increase
Participant Goals Achieved	# Participants
Engaged in therapy or medication management	25
Obtained diploma/GED	5
Enrolled in college or vocational program	30
Accessed transportation independently	19
Obtained stable employment	32
Secured stable housing	13

Central Florida Behavioral Health Network, Inc.

Contact List

Linda McKinnon, President & CEO, *lmckinnon@cfbhn.org*
Larry Allen, COO, *lallen@cfbhn.org*
Julie Patel, CFO, *jpatel@cfbhn.org*
Marcia Gonzalez Monroe, CCO, *mmonroe@cfbhn.org*
Doris Griggs Nardelli, Director of Communications, *dnardelli@cfbhn.org*

719 South US Highway 301, Tampa, FL 33619 • phone: 813-740-4811 fax: 813-740-4821 • www.cfbhn.org

Pinellas County
Behavioral Health Central Receiving System
Draft

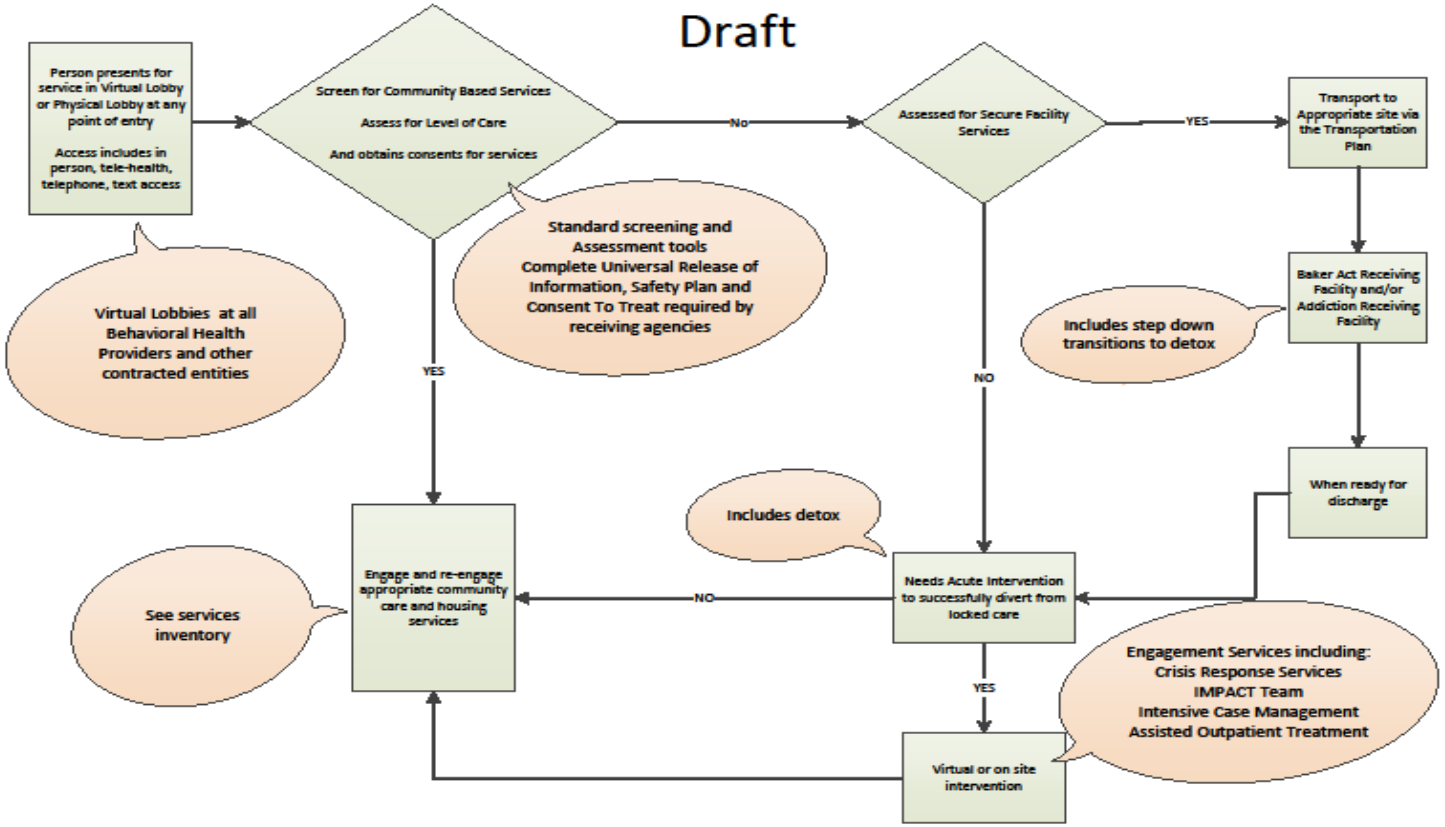

Services Inventory	Needs Expansion	Needed Development
Crisis Unit Child and Adult	Expand	Updated mechanisms of reimbursement Funding for Adult Secure Substance Use Beds Drop In Center/ Social Rehabilitation Technology- for virtual services Technology for data sharing between hospitals, jails, providers, primary care Timely admission and discharge information for hospitals and jail Capital Needs for noted areas of expansion (facility/ offices) Dedicated community based liaison in hospitals, emergency rooms, jail Workforce development (Salary) Transportation
Juvenile Addiction Receiving Facility		
Detox	Expand	
Inebriate Receiving Facility & Shelter		
Residential Substance Use and Mental Health Treatment		
Mobile Crisis (up to age 25)	Increase FTE/ Coverage and expand to all ages	
Assisted Outpatient		
Assertive Community Treatment	Expand	
FACT, CAT, Empowerment Team		
Intensive In home Services		
Supported Housing	Expand	
Intensive Case Management	Expand	
Case Management	Expand	
Care Coordination		
Outpatient Therapy	Expand	
Outpatient Psychiatric Medical	Expand	
Medication Assisted Treatment		
Vocational Services		
Clubhouse Services	Expand- Add a North and South County Site	
Peer Recovery Services	Expand	
Day Treatment		
NAMI Peer and Family Support	Expand	
Soar	Expand	
Prevention Services	Expand	
Specialty Populations Homeless, forensic, autism	Expand forensic services	
Other community based mental health services- law enforcement, public defenders, school system, VA mental health services		