


Doing Things!

Public Works

Rahim Harji, Director

February 15, 2018



Who We Are

456.1 FTE, 22.0% of County Administrator Workforce


- Transportation
- Stormwater & Vegetation
- Environmental Management
- Construction
- Survey & Mapping
- Customer and Technical Services



What We Do

- Customer and Technical Service

- Public contact
- Internal support



- Asset Management

- Traffic, Roads, Bridges, Sidewalks
- Stormwater, Vegetation, Trees, Mosquito Control, Street Sweeping
- Alum Treatment, Navigation Markers



What We Do

- Floodplain & Watershed management
- Emergency planning and response
- Traffic Management
- Survey & Mapping
- Construction
- Mosquito Control



What We Do

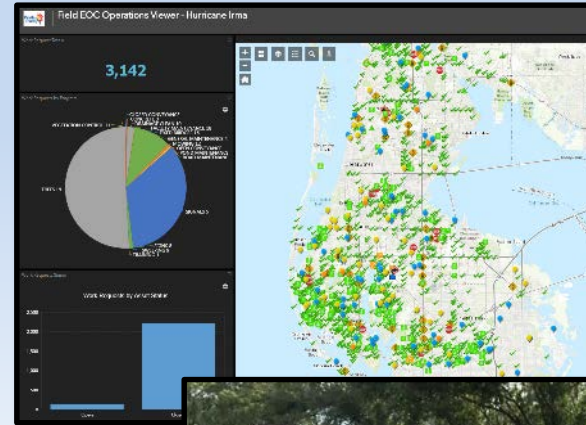
- Watershed protection and permit compliance
- Coastal management
- Docks, dredge and fill permits
- Surface water quality monitoring and assessment




Things Done




- Hurricane Irma response
 - Over 440,000 sandbags
 - 200+ people staged at PW ERB
 - Public Works Emergency Response Plan
 - Pre-staging of equipment & staff
 - Technology & Situation Awareness



Things Done



- Hurricane Irma response
 - Task Force Teams
 - Approx. 600 miles of roadway cleared on first day
 - All bridges inspected within a week
 - Over 380,000 CY of debris removed
 - Traffic signals – 148 without power



Things Done



- Countywide water quality improvement
- Sea Level Rise Planning Tool
- 1,278 dock, dredge and fill permits



Things Done



- Adopted 6 community ponds
- Inspected approx. 2,000 drainage structures
- Maintained 800+ miles of open ditches
- Increased effectiveness of street sweeping program
- Constructed 231 capital projects



Things Done



- Continue to save residents \$5.6M+ on flood insurance
- APWA West Coast Chapter Awards
 - Stormwater GIS Drainage Maintenance Planning - Technical and Management Innovation Award
 - Curlew Creek Channel A project - Project of the Year in the Environmental category
- LEAD – 4 PWD Employees
- CPM – 5 PWD Employees

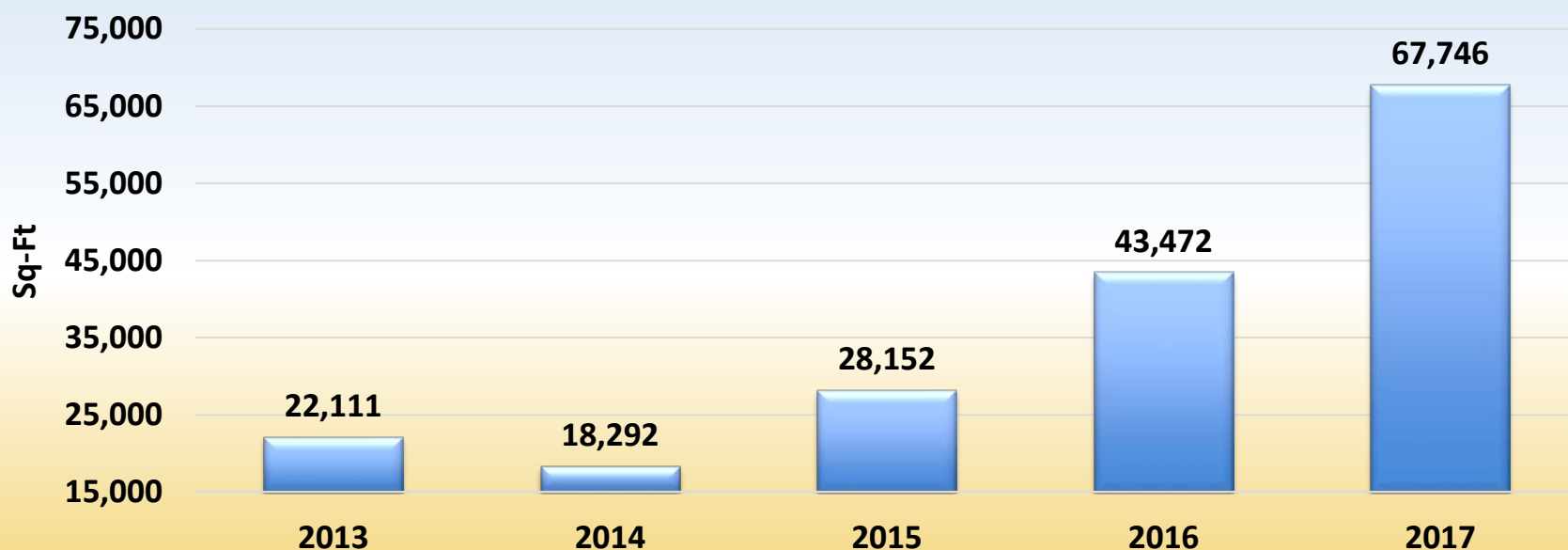


Things Done




- Repaired and improved sidewalks

Square Feet of Sidewalks Repaired

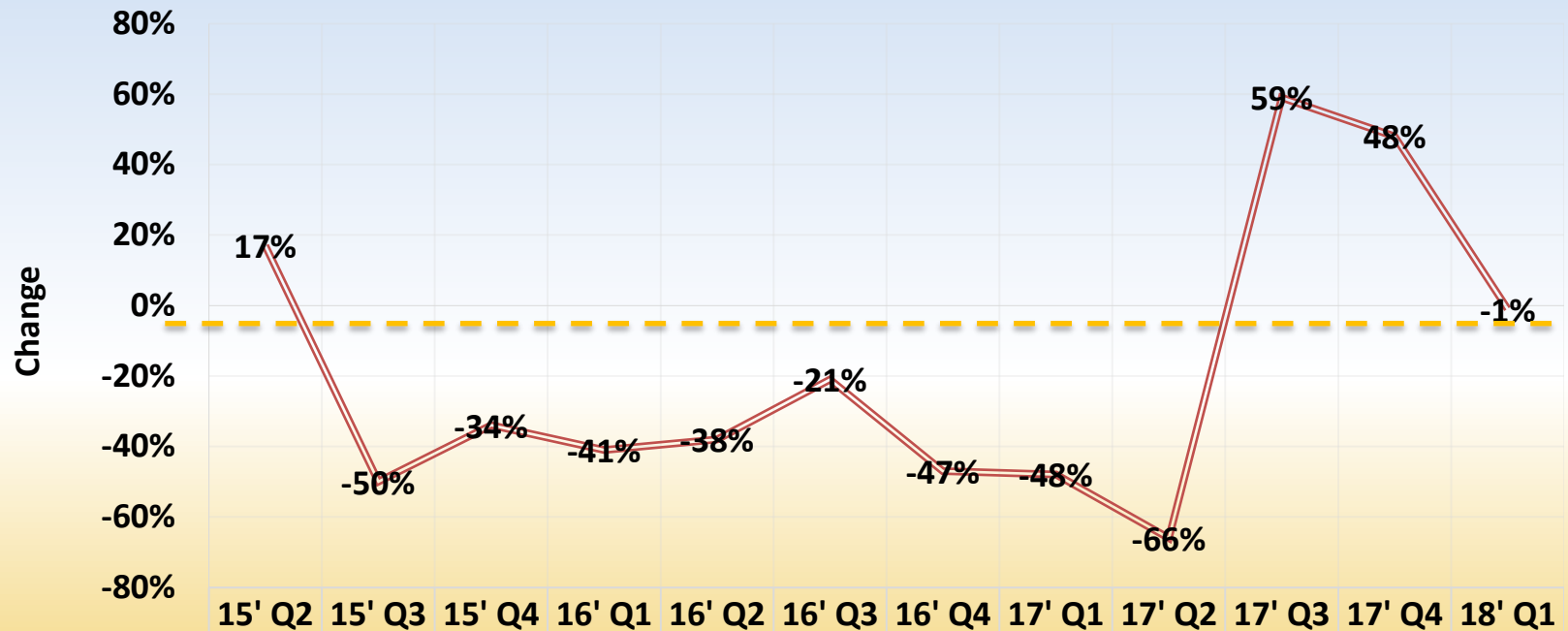


Source: PW Work Management System

Things Done



■ Mosquito Control – Problem Mosquito Trends



Percent Reduction	17%	-50%	-34%	-41%	-38%	-21%	-47%	-48%	-66%	59%	48%	-1%
-------------------	-----	------	------	------	------	------	------	------	------	-----	-----	-----

Things Done



- Paving
 - 1.49 miles - MSTU streets
 - 41.2 lane - Non MSTU
- ATMS/ITS

1.3. Comparison of Before and After Travel Times

Table G-1.3 Change in Percentage of Route Travel Time (After – Before-no rain)

Route TT (min)	AM	Off Peak	PM	Average
66th Street, SB	-2.37 (-18.3%)	-2.88 (-20%)	-3.31 (-22.3%)	-2.85 (-20.3%)
66th Street, NB	-2.06 (-14.8%)	-1.1 (-8.4%)	-1.21 (-8.4%)	-1.45 (-10.5%)

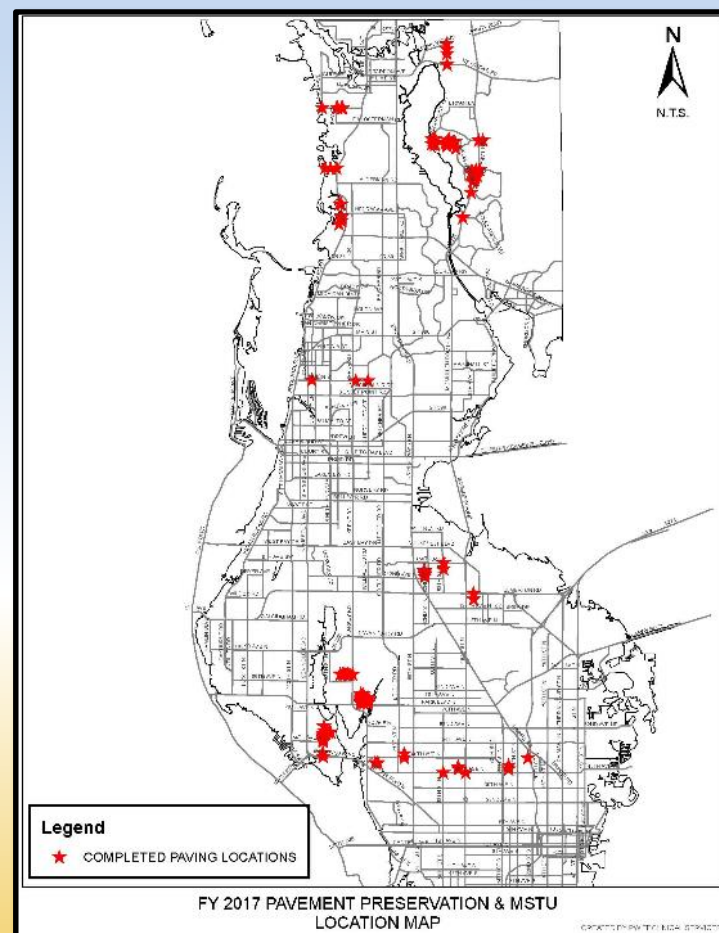
Before and After-Implementation Studies of
Advanced Signal Control Technologies in
Florida

Submitted by:

Lily Eleftheriadou, Ph.D., Mario Martin-Garcia, Praveen Manjunaiah
University of Florida Transportation Institute

UF Transportation Institute
UNIVERSITY OF FLORIDA

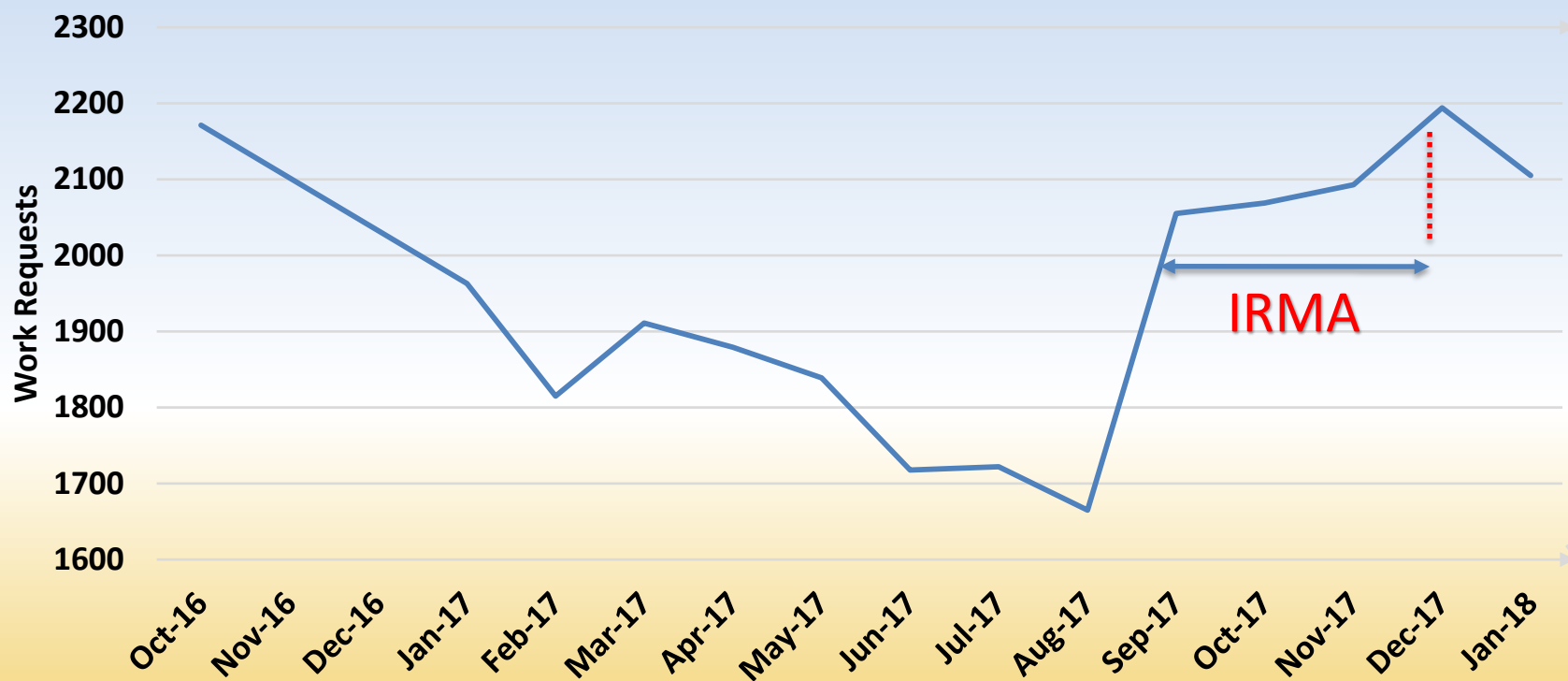
November 30, 2017



Things Done



■ Work request backlog reduction



Source: PW Work Management System

Doing Things



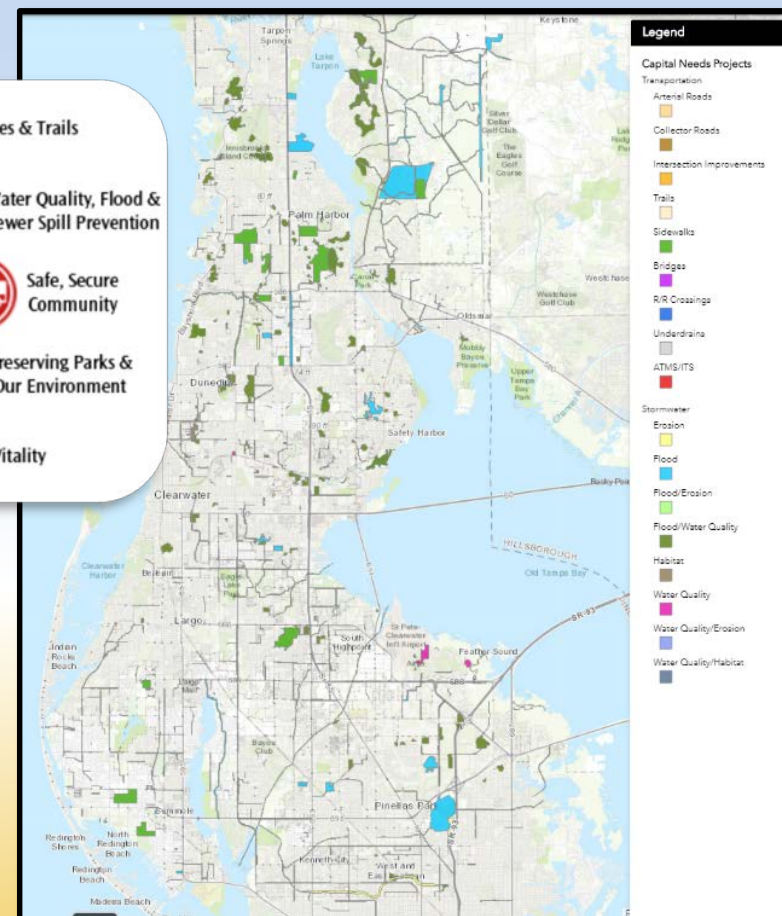
- Roadway maintenance agreements & resolving drainage issues
- Public Works education & outreach program
- APWA accreditation
- Real time flood forecasting



Doing Things



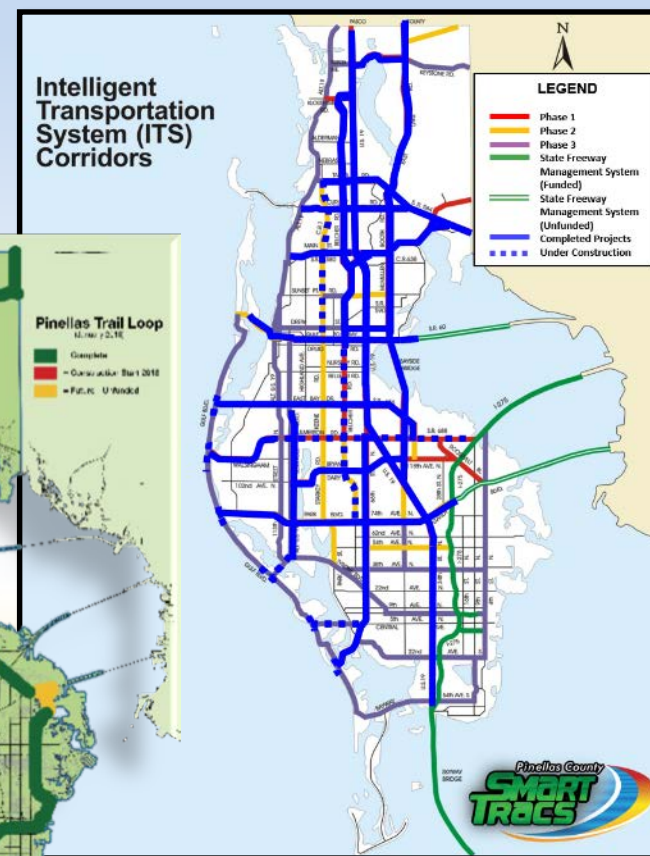

- CIP planning and implementation
 - Penny 4
 - Portfolio approach
 - Complete streets
- Asset management plans



Doing Things



- ATMS/ITS
- Trails – Design/Build
- Stormwater/Wastewater Task Force



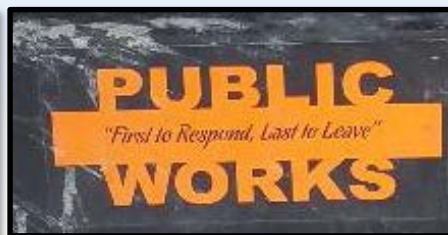
Doing Things



- Improve performance management
- Succession management
- OSHA Compliance



Thank you!



Our Vision: **To Be the Standard for Public Service in America**