

**Wally Watt, Inc.**

3569 Tyrone Boulevard  
 St. Petersburg, FL 33710 C-9875  
 (727) 381-3232  
 wallywattinc@gmail.com  
 www.wallywatt.com

**PROPOSAL**

Approx 8-9 months to deliver

Delivery Day Permit 2 months  
 Delivery Date 5-6 months to order  
 Salesman Mary  
 Order Date 1-11-22

First Last Name East Lake Library  
 Address 4125 East Lake Road  
 City, State, Zip Palm Harbor, FL 34685  
 Phone Numbers 727-773-2665  
 Authorized By hois Eannel, Director

**Classic Wally Watt****Roof Option**

Peak  
 Shed  
 Pitch Back/Forward  
 Pitch Right/Left

**Door Options**

Single Door  
Double Doors

**Door Hinge Option**

34" Hinged Left/Right

**Classic Color**

White  
Cream

**Bungalow Color**

Walls \_\_\_\_\_  
 Trim \_\_\_\_\_  
 Door \_\_\_\_\_  
 Roof \_\_\_\_\_

**Bungalow****Classic Trim Color**

White  
Cream  
Black  
Brown

**Shelves**

Left/Right/Back

**Options**

2 Window  
 Vents / FEMA  
 Extra Door  
 Shelves (Extra fee)

**Bungalow Garage****Floor Options**

24" On Center  
16" On Center  
PT Plywood

**Build On Jobsite**

(Extra fee)  
Blocks/Anchors  
Concrete Pad

**Accessories**

Chains/Stop  
Key Lock

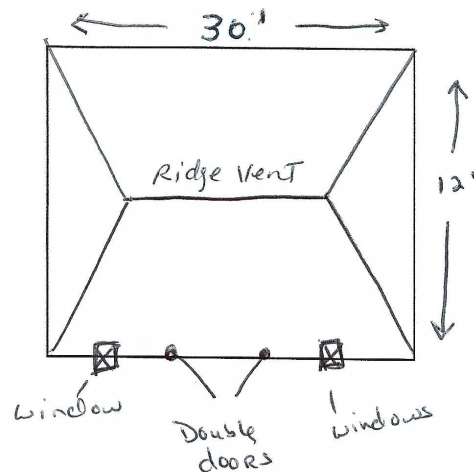
Building Size	Amount
<u>12' X 30'</u>	<u>\$12,150.00</u>
<u>Extra door</u>	<u>250.00</u>
<u>2 windows</u>	<u>270.00</u>
<u>* Permit</u>	<u>1,400.00</u>
Build on Jobsite (fee)	
<b>Subtotal</b>	<u>\$14,070.00</u>
<b>Tax</b>	<u>Exempt</u>
<b>Total Amount Due</b>	<u>\$14,070.00</u>
<b>Deposit</b>	
<b>Balance Due</b>	

Visa/Master Card/Cash/Ck #

\* Will need property survey

Proposal good for 30 days. All fees for permits are non-refundable.

White - Original Canary - Office





# TUFF SHED<sup>®</sup>

## Quote

Location: Clearwater | #470 | 727-531-1608

Scheduled Date:

Factory Location: TAMPA | #470 | 813-657-6091

Created Date: 12/28/2021

Prepared by: Rob Rager | (727) 335-0496 | rrager@tuffshed.com

Customer  
Lois Eannel  
p. (727) 773-1693 | c.  
lois-e@eastlakelibrary.org

Special Instructions:


JDE SO  
SF Quote Q-1447579

Ship to Address East Lake Community Library, 4125 East Lake Road  
Palm Harbor, FL 34685

Line Item Description	Sales Price	Quantity	Promo	Add'l Disc	Total Price
Premier Tall Barn 12 x 24	\$9,183.00	1.00	(\$0.00)	\$0.00	\$9,183.00
Permit and Permit Processing Fee	\$4.00	288.00	(\$0.00)	\$0.00	\$1,152.00
Paint 10% of building base price	\$919.00	1.00	(\$0.00)	\$0.00	\$919.00
Engineering Fees	\$2.50	288.00	(\$0.00)	\$0.00	\$720.00
Lifetime Shingle Upgrade	\$1.50	459.00	(\$0.00)	\$0.00	\$688.50
High Wind - Retail	\$2.15	288.00	(\$0.00)	\$0.00	\$619.20
Overhead Loft	\$5.25	96.00	(\$0.00)	\$0.00	\$504.00
2'x2' Insulated Horizontal Sliding Window	\$199.00	2.00	(\$0.00)	\$0.00	\$398.00
Upgrade - 3' x 6'2" Double Shed Door (6')	\$414.00	1.00	(\$100.00)	\$0.00	\$314.00
Shed Anchor to Concrete - A24 & Wedge Anchor	\$30.00	8.00	(\$0.00)	\$0.00	\$240.00
12"x12"Gable End Vent, White	\$37.00	2.00	(\$0.00)	\$0.00	\$74.00
Paint - Delicate White	\$0.00	1.00	(\$0.00)	\$0.00	\$0.00
Birchwood Lifetime	\$0.00	459.00	(\$0.00)	\$0.00	\$0.00
Leveling 0"-4"	\$0.00	1.00	(\$0.00)	\$0.00	\$0.00
Paint - Cherokee Red	\$0.00	590.00	(\$0.00)	\$0.00	\$0.00
Credit for Removal of Default Door	(\$275.00)	1.00	(\$0.00)	\$0.00	(\$275.00)
Delivery Fee	\$99.00	1.00	()	\$0.00	\$99.00

Gross Total	\$14,735.70
Discount	(\$100.00)
<b>Net Total</b>	<b>\$14,635.70</b>
Estimated Tax	\$0.00
<b>Grand Total</b>	<b>\$14,635.70</b>

Name: Lois Eanne  
 Phone: (727) 773-2665  
 Email: Loislib@gmail.com  
 Date: 12-22-21  
 Address: 4125 East Lake Rd Palm Harbor FL 34685



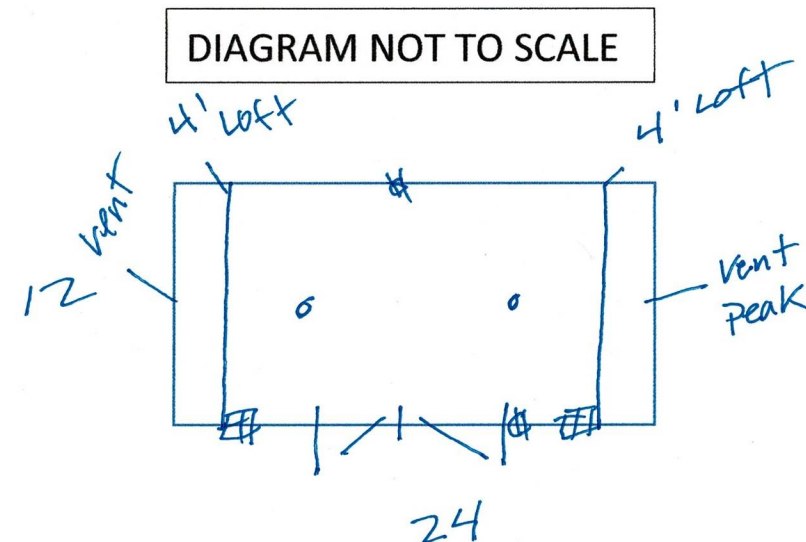
THE SHED STORE SHEDS - STEEL BUILDINGS - CARPORTS  
 Visit Us Online @ TheShedStore.com

Flo Fichera  
 Sales  
 Flo@TheShedStore.com 6030 Ulmert Rd.  
 Clearwater, FL 33760  
 727-339-0010

Gulf Coast Crane Installer Ken (727) 919-2686

Flo Fichera's Cell – Text is Best 813.955.2626

	Interior Frame Steel / Wood	Exterior Metal/Wood	Interior Frame Steel / Wood	Exterior Metal/Wood
Size	12x24			
Type	Barn SS	\$9220		
Side Walls	STD	—		
Body Color	TBD	—		
Trim Color	TBD	—		
Windows	22'x27" (x2)	\$300		
Receptacle	w/ Light (x2)	\$446		
Door 1	DBL Doors	\$400		
Door 2	MFD			
Vents	(2) 12x12	\$150		
4' Loft	(x2)	\$300		
		\$10,810		
** Upgraded Del. Paid Direct to Installers**				
	Std. Delivery	\$775		
Crane Service:	Shed + Install	\$11,585		
	Sales Tax	Tax Exempt		
Shed Mule:	Sur Tax \$5,000			
Other:	<b>Total</b>	<b>\$11,585</b>		



\*Quote is valid for 7 days. For standard shed delivery and install on dirt/gravel/shells, we require 2 feet wider than a shed & 14 tall of clearance (tree limbs / branches, power lines and more). \*\*Upgraded delivery & install is available for concrete & asphalt, using a crane for tight spaces, rolling the shed on pbc pipes, extra cinder blocks, etc.

Lois

[Quoted text hidden]

---

**Brian Heath** <bheath@fullerelectricalinc.com>  
To: Lois Eannel <lois-e@eastlakelibrary.org>

Mon, Jan 24, 2022 at 8:32 AM

Lois,

I will try and reach out the Duke to set up a meeting with an engineer. Do you have any idea of what type of power you looking to have installed on the inside in regards to outlets lights and any other power to be installed in the shed?

Thank you,

Brian Heath

Service Manager



107 Dunbar Avenue

Suite L

Oldsmar FL. 34677

813.814.0999

[www.fullerelectricalinc.com](http://www.fullerelectricalinc.com)

[Quoted text hidden]

---

**Lois Eannel** <lois-e@eastlakelibrary.org>  
To: Brian Heath <bheath@fullerelectricalinc.com>

Mon, Jan 24, 2022 at 2:52 PM

Dear Brian,

Attached is the quote from Wally Watts, the shed company with the winning bid. If you look at the rough drawing of the dimensions, I would think that we would want one outlet on the right side wall in the middle (this wall is closest to the driveway and the Duke Energy power pole). Also, an interior light switch and outlets to the right of the double doors. What would be required to put lights in the rafters (or better yet, a fan with a light kit) and a window air conditioner in the right-side window? Could we also have an outdoor post with two GFCI's with a weatherproof cover on the front of the shed (since it's on a concrete slab and we couldn't drill underneath it to run cables or conduit) for outdoor equipment that we might use for concerts and programs on the cement pad? Thanks for your help!

Lois

[Quoted text hidden]



---

**Wally Watt Quote for 12 x 30 Shed.docx**

655K





**East Lake Community Library**  
**4125 East Lake Road, Palm Harbor, FL 34685**  
**(727) 773-2665**

*"Strengthening our community through inspiration, enrichment, and education."*

---

**Done Rite Hauling** <doneritehauling@gmail.com>  
To: Lois Eannel <lois-e@eastlakelibrary.org>

Wed, Jan 12, 2022 at 2:21 PM

Hi Lois, I just have a few questions about the sheds to be able to give you an accurate quote. Are you wanting the concrete base removed as well or will that be staying? Also is there any electric or plumbing hooked up in these sheds?

Best Regards,  
Caitlin McEleny

**Done Rite Hauling Enterprises, Inc**  
www.doneritehauling.com  
Office line-727-365-7892



[Quoted text hidden]

---

**Lois Eannel** <lois-e@eastlakelibrary.org>  
To: Done Rite Hauling <doneritehauling@gmail.com>

Wed, Jan 12, 2022 at 2:37 PM

Dear Caitlin,  
The slab will remain so that we can install the new shed directly on the same concrete. There is no plumbing or electrical connections to the existing sheds but they are anchored to the concrete. Thank you for your help in this matter.

Lois Eannel  
[Quoted text hidden]

---

**Done Rite Hauling** <doneritehauling@gmail.com>  
To: Lois Eannel <lois-e@eastlakelibrary.org>

Thu, Jan 13, 2022 at 8:11 AM

Okay. We can do this for \$2950 flat rate. That would include everything, the guys coming to tear it down, haul away and disposal fees.

Best Regards,  
Caitlin McEleny