

MEDICAL EXAMINER
District Six

Pasco & Pinellas Counties



10900 Ulmerton Road
Largo, FL 33778
727-582-6800
(Fax 727-582-6820)
www.pinellascounty.org/forensics

YEAR 2016

MEDICAL EXAMINER

ANNUAL REPORT

Published 6/30/2017

TABLE OF CONTENTS

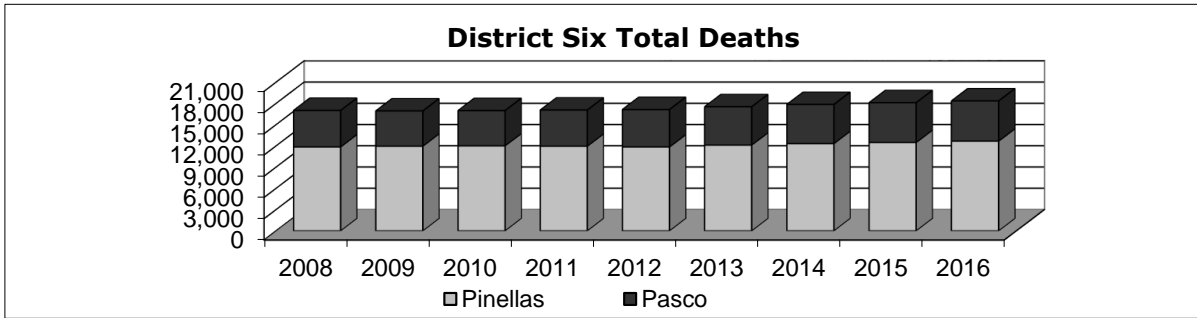
Section:	Page #:
Population, District Deaths, Cases Accepted	3
Workload by Type of Examination	4
Scenes Investigated, Persons Transported	5
Deaths By Manner of Death	6
Homicide Investigations	7
Suicide Investigations	8
Accidental Deaths, Motor Vehicle Deaths	9 - 11
Accidental Deaths, Non-Motor Vehicle Related	12
Infant Deaths	13 - 15
Infant & Child Deaths (age 1-17)	15
Drowning Deaths	16
Toxicology - Drug Positive & Drug Cause of Death	17 - 19
Unidentified Persons	20 - 21
Indigent / Unclaimed Persons	22
Organ & Tissue Donation	22
Exhumations	22

	2008	2009	2010	2011	2012	2013	2014	2015	2016
Population *									
Pinellas	940,645	931,113	916,542	917,398	920,381	926,610	933,258	944,971	954,569
Pasco	441,188	438,668	464,697	466,457	468,562	473,566	479,340	487,588	495,868
Total	1,381,833	1,369,781	1,381,239	1,383,855	1,388,943	1,400,176	1,412,598	1,432,559	1,450,437

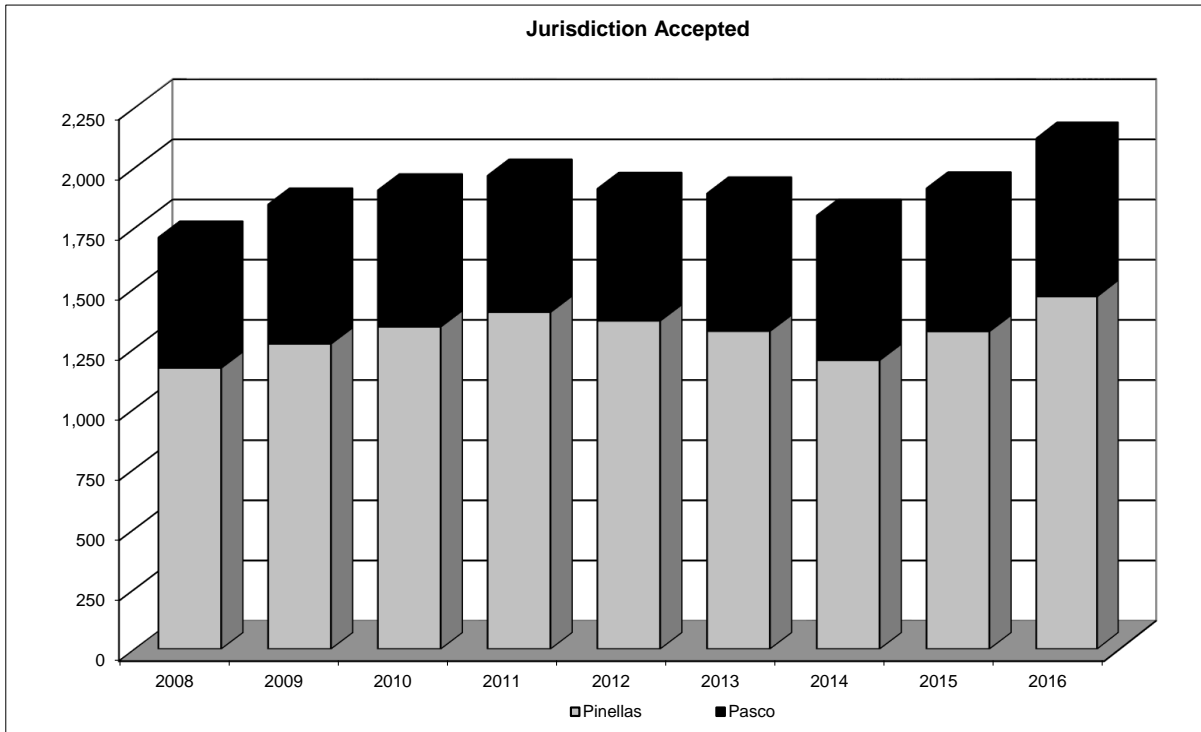
* SOURCE: University of Florida Bureau of Economic and Business Research. (<http://www.bebr.ufl.edu/population>)

	2008	2009	2010	2011	2012	2013	2014	2015	2016
District Deaths *									
Pinellas	11,859	11,968	12,012	11,961	11,850	12,122	12,327	12,486	12,682
Pasco	5,161	4,978	4,981	5,104	5,294	5,411	5,530	5,623	5,674
Total	17,020	16,946	16,993	17,065	17,144	17,533	17,857	18,109	18,356

* SOURCE: Office of Vital Statistics, Florida Department of Health (<http://www.flpublichealth.com/VSBOOK/VSBOOK.aspx>)

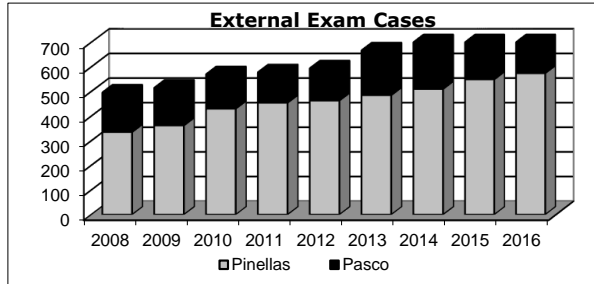
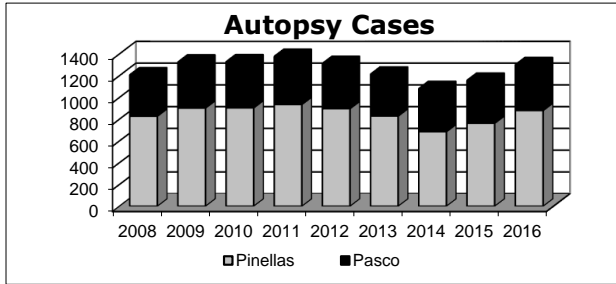


	2008	2009	2010	2011	2012	2013	2014	2015	2016
Cases Accepted									
Pinellas	1,168	1,268	1,339	1,400	1,364	1,321	1,200	1,320	1,465
Pasco	542	579	567	567	548	572	601	594	656
Total	1,710	1,847	1,906	1,967	1,912	1,893	1,801	1,914	2,121



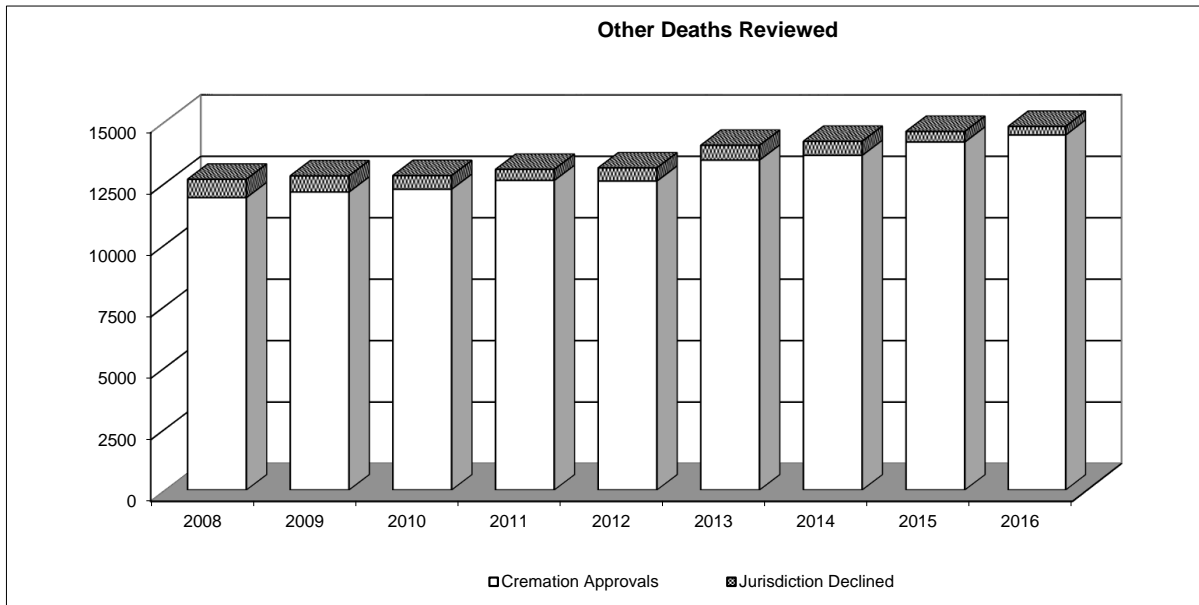
WORKLOAD BY TYPE OF EXAMINATION:

	2008	2009	2010	2011	2012	2013	2014	2015	2016
Autopsies									
Pinellas	827	902	904	935	897	829	685	763	880
(Partial Autopsies)	6	4	5	11	4	7	5	8	11
Pasco	380	423	423	442	415	385	396	394	421
(Partial Autopsies)	1	3	4	1	2	5	4	2	4
Total	1,214	1,332	1,336	1,389	1,318	1,226	1,090	1,167	1,316
External Exams									
Pinellas	335	362	430	454	463	485	510	549	574
Pasco	161	153	140	124	131	182	201	198	231
Total	496	515	570	578	594	667	711	747	805



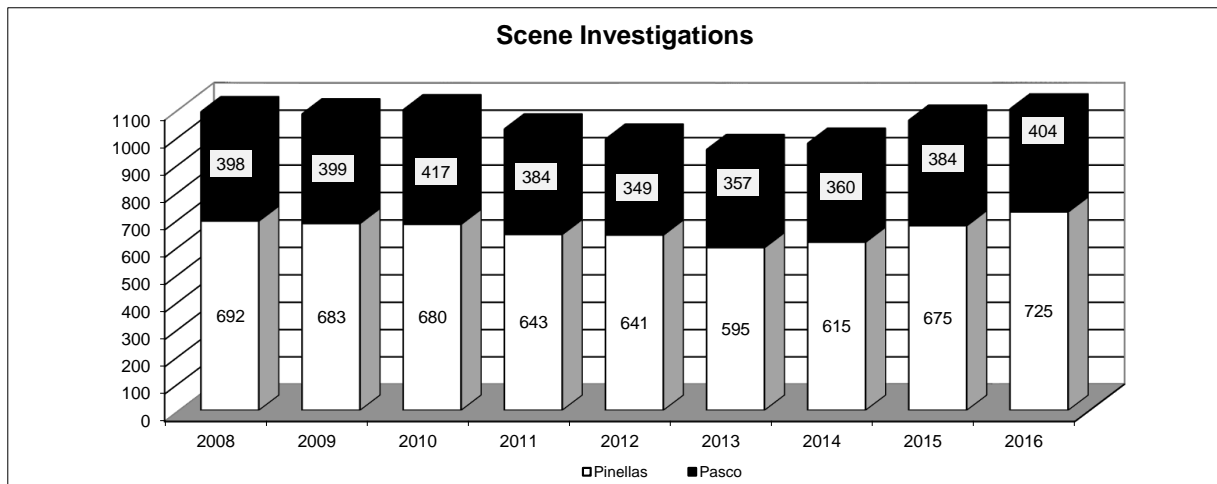
	2008	2009	2010	2011	2012	2013	2014	2015	2016
Cremation Approvals									
Pinellas	8,339	8,648	8,691	8,849	8,706	9,280	9,439	9,812	9,987
Pasco	3,560	3,479	3,549	3,750	3,866	4,146	4,178	4,349	4,459
Total	11,899	12,127	12,240	12,599	12,572	13,426	13,617	14,161	14,446

	2008	2009	2010	2011	2012	2013	2014	2015	2016
Jurisdiction Declined									
Pinellas	541	479	404	309	405	437	404	285	239
Pasco	204	178	151	139	130	163	166	145	110
Total	745	657	555	448	535	600	570	430	349

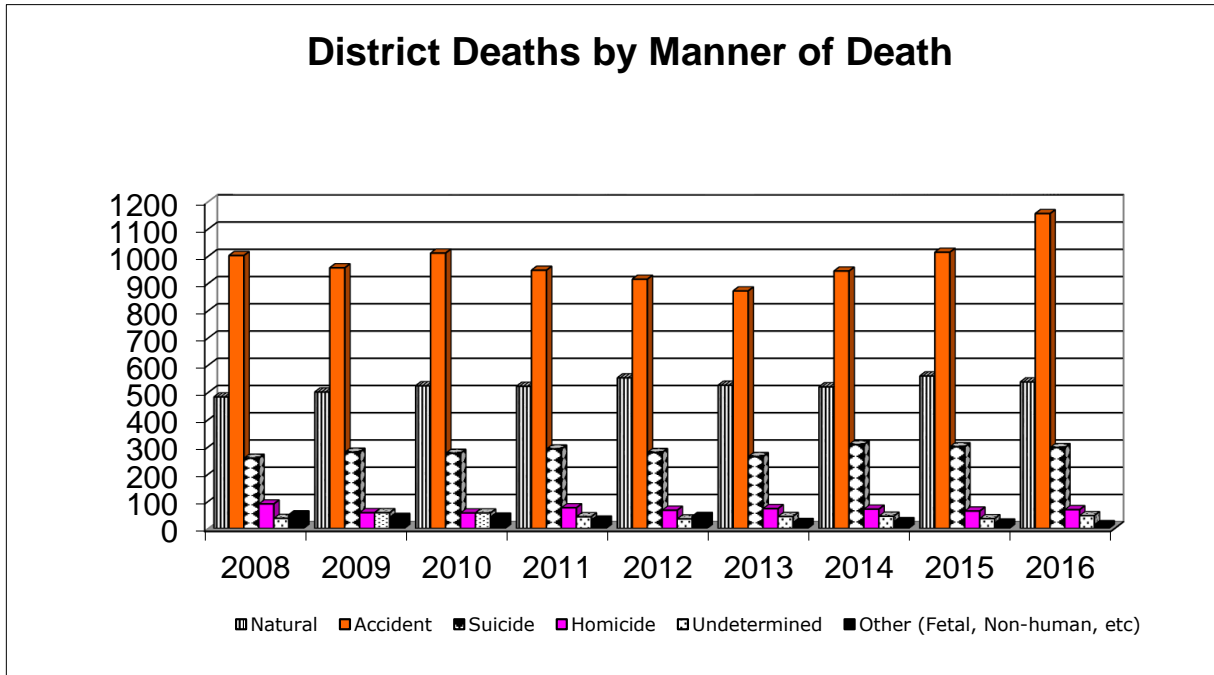


Decedent Transportation	2009	2010	2011	2012	2013	2014	2015	2016
Pinellas								
Medical Examiner Office	1281	1340	1315	1256	1030	1008	1074	1154
Tissue Banks	8	6	9	5	6	12	2	4
Other	34	25	25	37	16	16	15	12
Total Pinellas	1323	1371	1349	1298	1052	1036	1091	1170
Pasco								
Medical Examiner Office	561	562	548	560	538	492	517	563
Tissue Banks	1	0	0	3	6	5	4	0
Other	1	1	0	2	1	1	0	1
Total Pasco	563	563	548	565	545	498	521	564
District Total Transported	1,886	1,934	1,897	1,863	1,597	1,534	1,612	1,734

Scene Investigations	2008	2009	2010	2011	2012	2013	2014	2015	2016
Pinellas	692	683	680	643	641	595	615	675	725
Pasco	398	399	417	384	349	357	360	384	404
Total	1,090	1,082	1,097	1,027	990	952	975	1,059	1,129



District Deaths by Manner of Death	2008	2009	2010	2011	2012	2013	2014	2015	2016
Natural	483	501	524	522	553	526	520	560	538
Accident	1002	957	1011	948	915	872	945	1014	1156
Suicide	258	280	276	292	279	264	308	300	297
Homicide	90	58	57	76	67	73	71	64	69
Undetermined	37	58	57	43	35	44	45	36	47
Other (Fetal, Non-human, etc)	50	41	42	31	44	22	25	20	14
Total	1,920	1,895	1,967	1,912	1,893	1,801	1,914	1,994	2,121

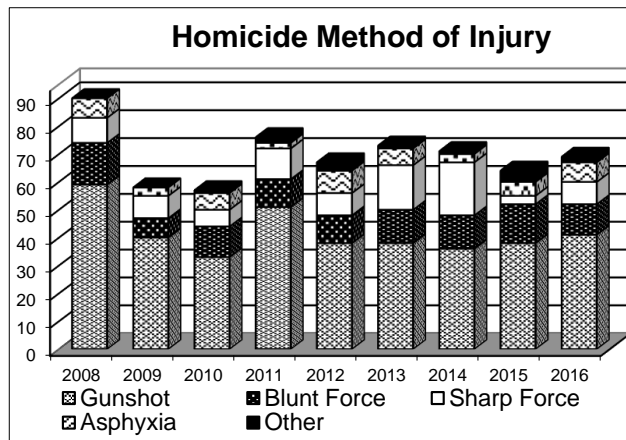
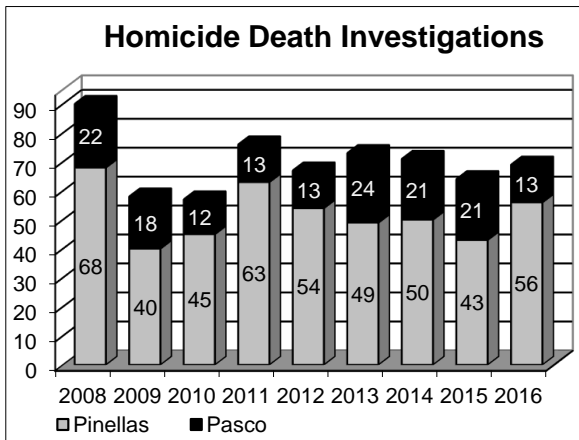


TOTAL VIOLENT DEATHS	2007	2008	2009	2010	2011	2012	2013	2014	2015	2016
	1,253	1,387	1,351	1,401	1,359	1,296	1,253	1,369	1,414	1,569

HOMICIDE DEATH INVESTIGATIONS

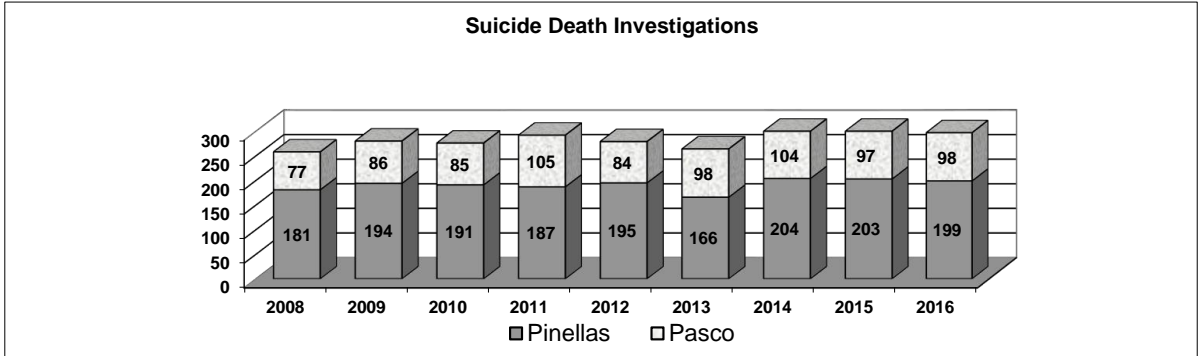
Homicides	2008	2009	2010	2011	2012	2013	2014	2015	2016
Pinellas	68	40	45	63	54	49	50	43	56
Pasco	22	18	12	13	13	24	21	21	13
Total	90	58	57	76	67	73	71	64	69

	2008	2009	2010	2011	2012	2013	2014	2015	2016
Gunshot	59	40	33	51	38	38	36	38	41
Blunt Force	15	7	11	10	10	12	12	14	11
Sharp Force	9	8	6	11	8	16	19	3	8
Asphyxia	7	3	6	2	8	6	3	5	7
Other	0	0	1	2	3	1	1	4	2



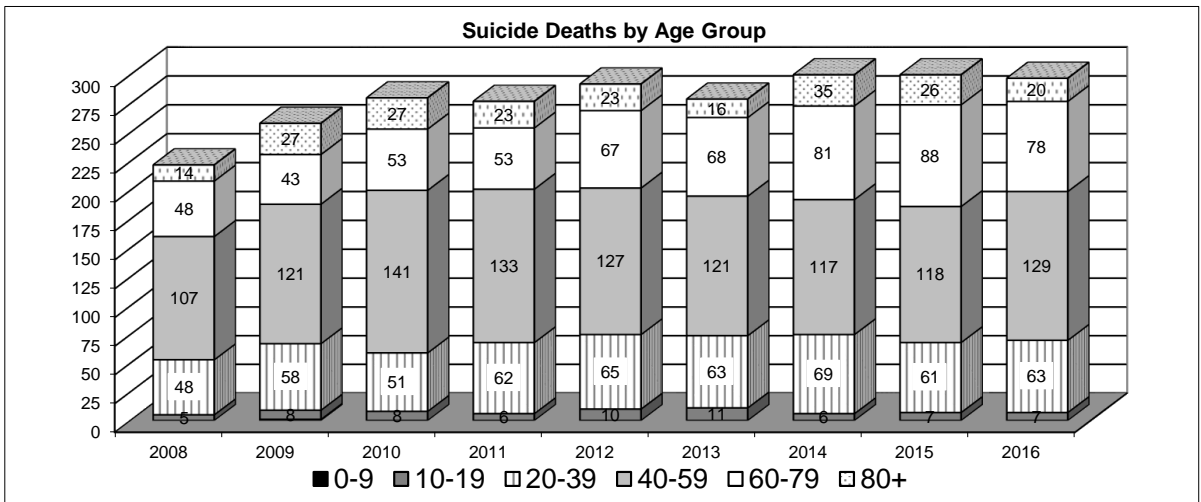
SUICIDE DEATH INVESTIGATIONS

	2008	2009	2010	2011	2012	2013	2014	2015	2016
Pinellas	181	194	191	187	195	166	204	203	199
Pasco	77	86	85	105	84	98	104	97	98
Total	258	280	277	292	279	264	308	300	297



SUICIDE GENDER	2008	2009	2010	2011	2012	2013	2014	2015	2016
Male	194	221	216	223	199	187	234	219	208
Female	64	59	60	69	80	77	74	81	89

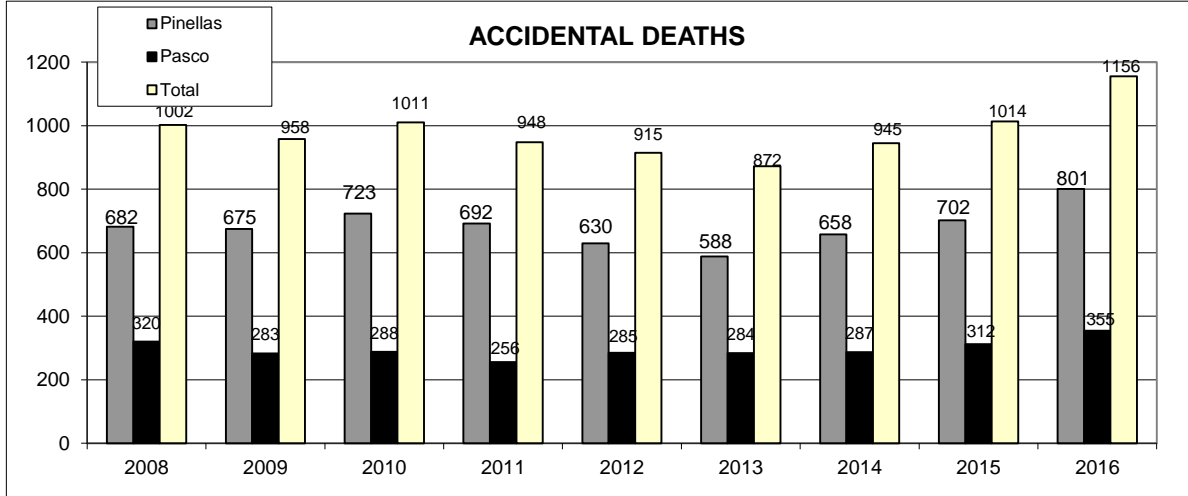
Age Group	2008	2009	2010	2011	2012	2013	2014	2015	2016
0-9		1	0	0	0	0	0	0	0
10-19	5	8	8	6	10	11	6	7	7
20-39	48	58	51	62	65	63	69	61	63
40-59	107	121	141	133	127	121	117	118	129
60-79	48	43	53	53	67	68	81	88	78
80+	14	27	27	23	23	16	35	26	20
Total	222	258	280	277	292	279	308	300	297



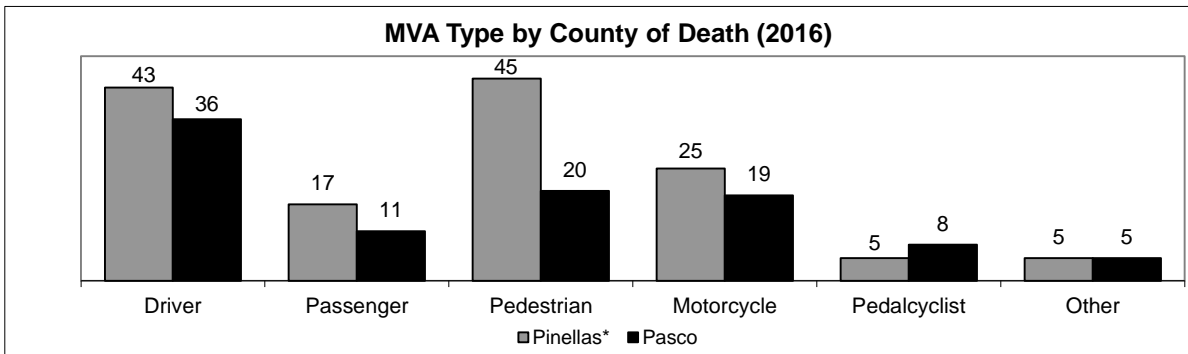
ACCIDENTAL DEATH INVESTIGATIONS

TOTAL ACCIDENTAL DEATHS (Motor Vehicle Accident [MVA] & Non-Motor Vehicle Accident)

	2008	2009	2010	2011	2012	2013	2014	2015	2016
Pinellas	682	675	723	692	630	588	658	702	801
Pasco	320	283	288	256	285	284	287	312	355
Total	1002	958	1011	948	915	872	945	1014	1156



MOTOR VEHICLE DEATHS



Traffic Fatalities by County of Death for Year 2016

	Pinellas*	Pasco	District	
* Includes victims that sustained injuries in counties other than Pinellas & Pasco, but were taken to trauma hospitals in the District and eventually died in Pinellas or Pasco from injuries sustained in the other	Driver	43	36	79
	Passenger	17	11	28
	Pedestrian	45	20	65
	Motorcycle	25	19	44
	Pedalcyclist	5	8	13
	Other	5	5	10
	Totals:	140	99	239

	2008	2009	2010	2011	2012	2013	2014	2015	2016
Driver	88	74	79	58	65	72	56	60	79
Passenger	30	25	28	20	28	24	25	23	28
Pedestrian	56	50	41	61	44	43	68	51	65
Motorcycle	55	37	41	46	40	32	45	49	44
Pedalcyclist	16	15	9	20	16	16	8	10	13
Other	4	7	6	4	5	1	0	2	10
Total	249	208	204	209	198	188	202	195	239

MOTOR VEHICLE DEATHS CONT..

DRIVERS	2008	2009	2010	2011	2012	2013	2014	2015	2016
Less than 20 Years of Age	6	4	1	3	2	2	1	5	0
20-29	18	15	12	11	16	10	15	4	10
30-39	16	6	9	4	5	5	11	7	9
40-49	14	7	13	5	4	11	4	8	13
50-59	7	11	10	11	9	14	8	7	14
60-69	5	8	11	5	8	13	9	7	10
70-79	14	11	9	10	9	6	1	10	12
80-89	7	10	10	6	11	8	6	8	10
90+	1	2	4	3	1	3	1	4	1
Totals	88	74	79	58	65	72	56	60	79

MOTOR VEHICLE FATALITY TYPE BY COUNTY OF INJURY

Pinellas County

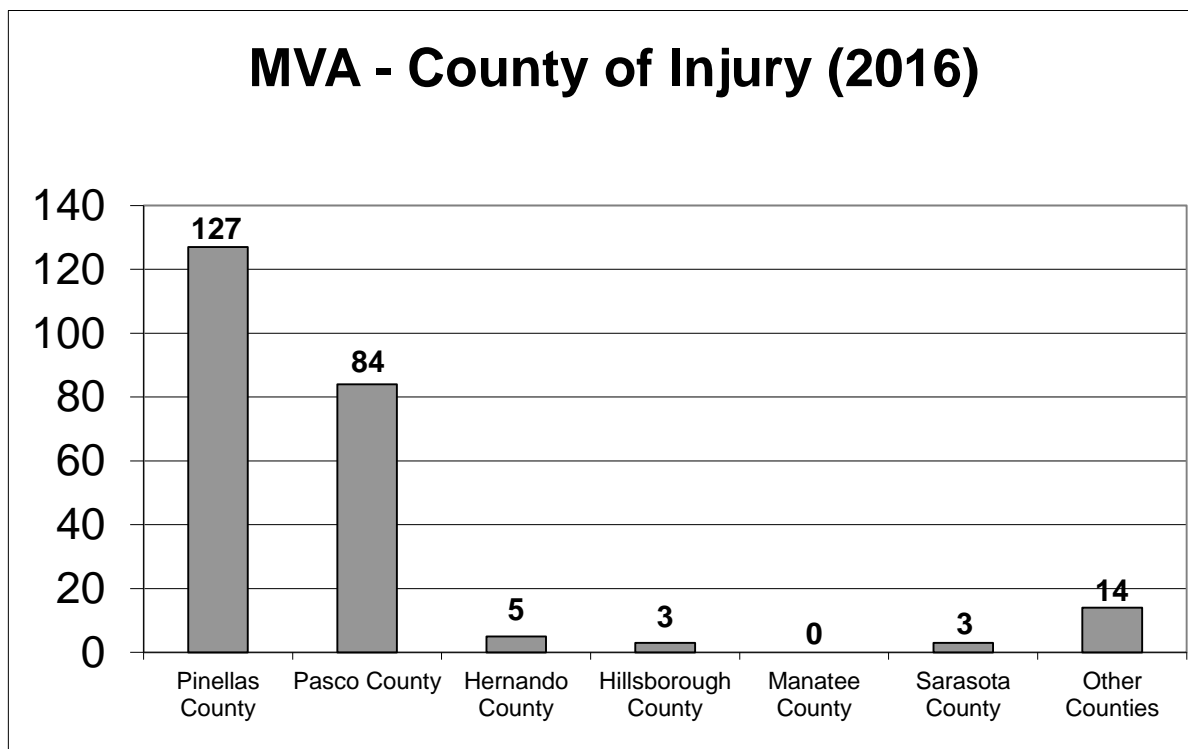
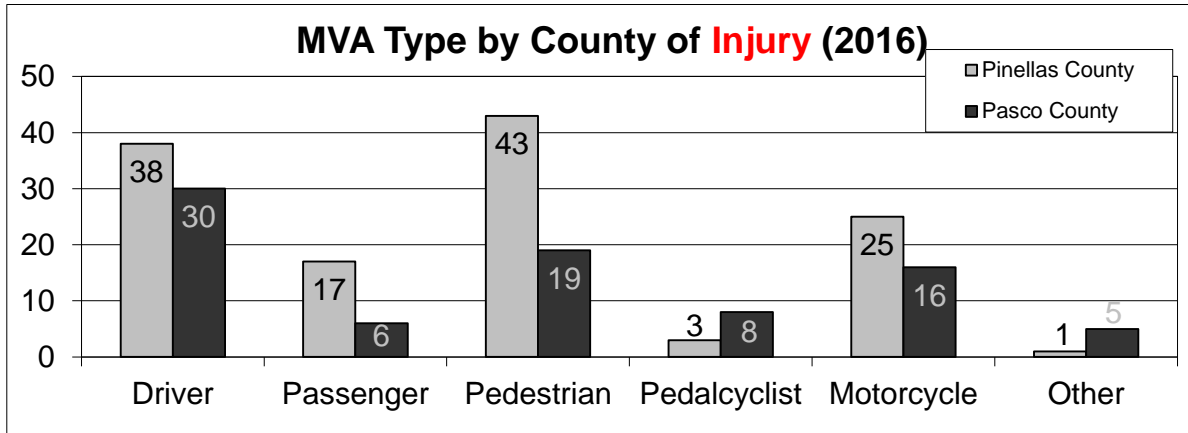
LOCATION	Driver	Passenger	Pedestrian	Pedalcyclist	Motorcycle	Other	Total
US 19	5	1	6	1	6	0	19
ALT 19	2	0	1	0	1	0	4
I-275	3	4	0	0	0	1	8
49th St. SP	0	0	2	0	3	0	5
McM-Booth	2	0	0	0	0	0	2
Gulf Blvd	0	1	2	0	1	0	4
Belcher	0	0	1	0	1	0	2
Starkey/Keene	0	0	0	0	2	0	2
Ulmerton	2	0	1	0	0	0	3
SR 60 G-B	1	0	4	0	1	0	6
Pk./Gandy Blv	1	0	2	0	2	0	5
All Others	22	11	24	2	8	0	67
Total	38	17	43	3	25	1	127

Pasco County

LOCATION	Driver	Passenger	Pedestrian	Pedalcyclist	Motorcycle	Other	Total
US 19	5	0	12	4	5	1	27
I-75	2	0	0	0	0	0	2
Suncoast	0	0	0	0	0	0	0
US 301	0	0	1	0	1	0	2
US 41	0	1	0	0	0	0	1
SR 52	5	1	1	1	0	0	8
SR 54	2	0	1	1	1	0	5
Little Road	2	1	0	0	2	0	5
All Others	14	3	4	2	7	4	34
Total	30	6	19	8	16	5	84

Out of District Location

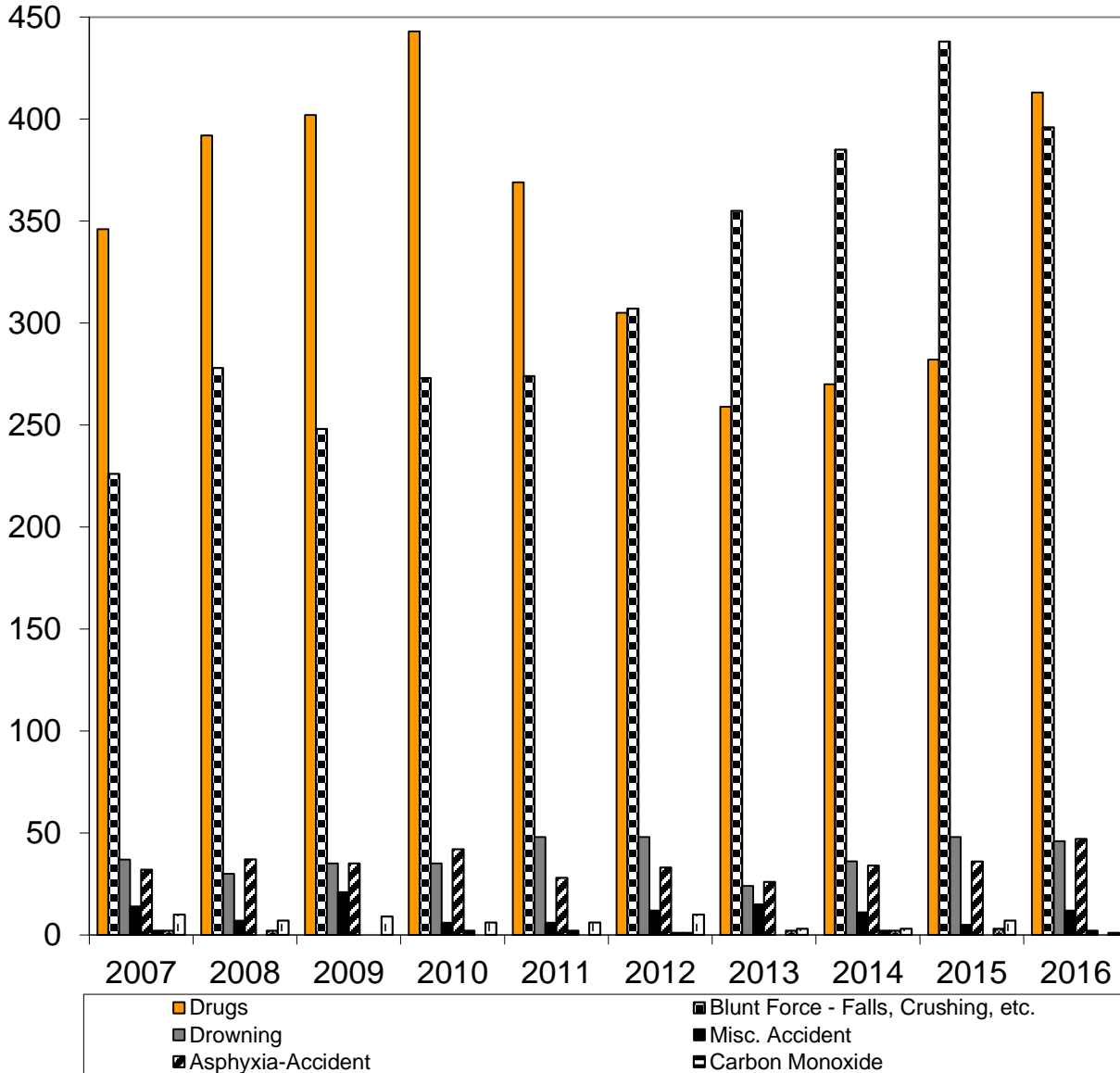
Location	Total
Hernando County	5
Hillsborough County	3
Manatee County	0
Sarasota County	3
Other Counties	14
Total	25



NON-MOTOR VEHICLE RELATED ACCIDENTS

	2007	2008	2009	2010	2011	2012	2013	2014	2015	2016
Drugs	346	392	402	443	369	305	259	270	282	413
Blunt Force - Falls, Crushing, etc.	226	278	248	273	274	307	355	385	438	396
Drowning	37	30	35	35	48	48	24	36	48	46
Misc. Accident	14	7	21	6	6	12	15	11	5	12
Asphyxia-Accident	32	37	35	42	28	33	26	34	36	47
Carbon Monoxide	2	0	0	2	2	1	0	2	0	2
Electrical	2	2	0	0	0	1	2	2	3	0
Fire	10	7	9	6	6	10	3	3	7	1
Total	669	753	750	807	733	717	684	743	819	917

NON-MVA ACCIDENTS



INFANT DEATHS									
---------------	--	--	--	--	--	--	--	--	--

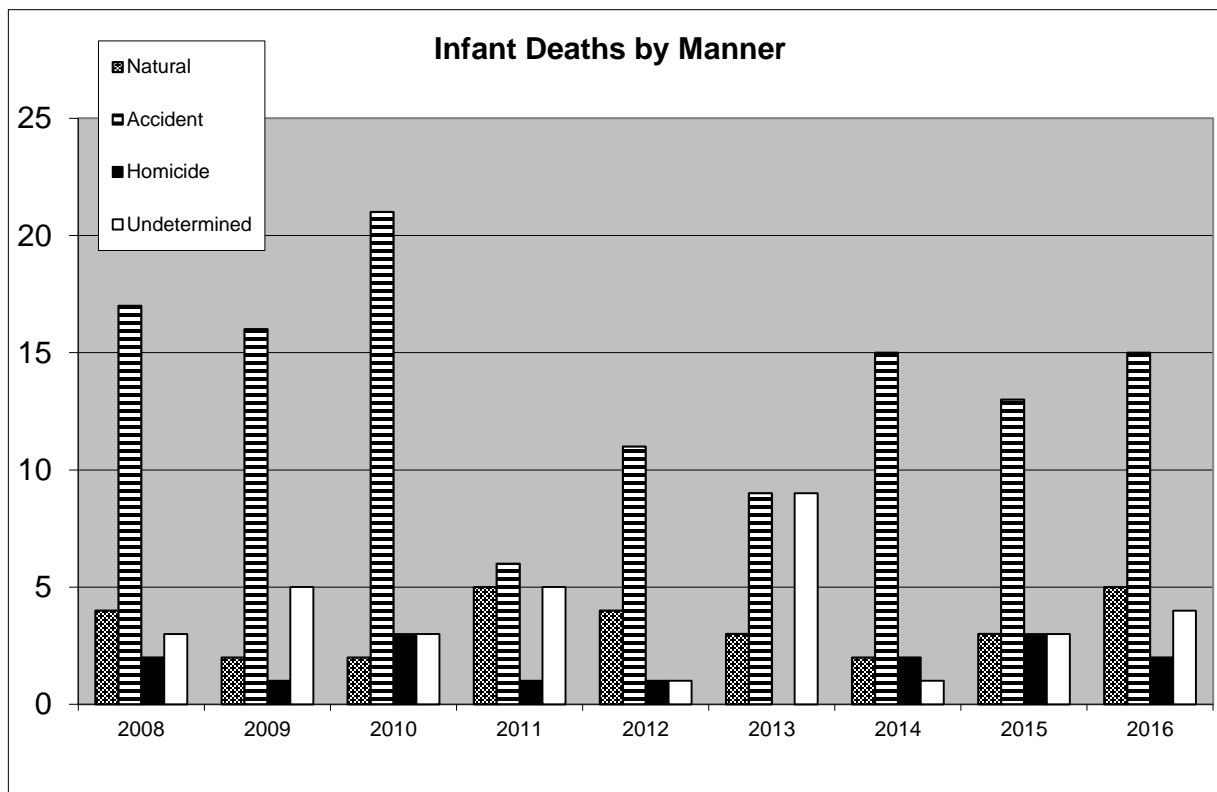
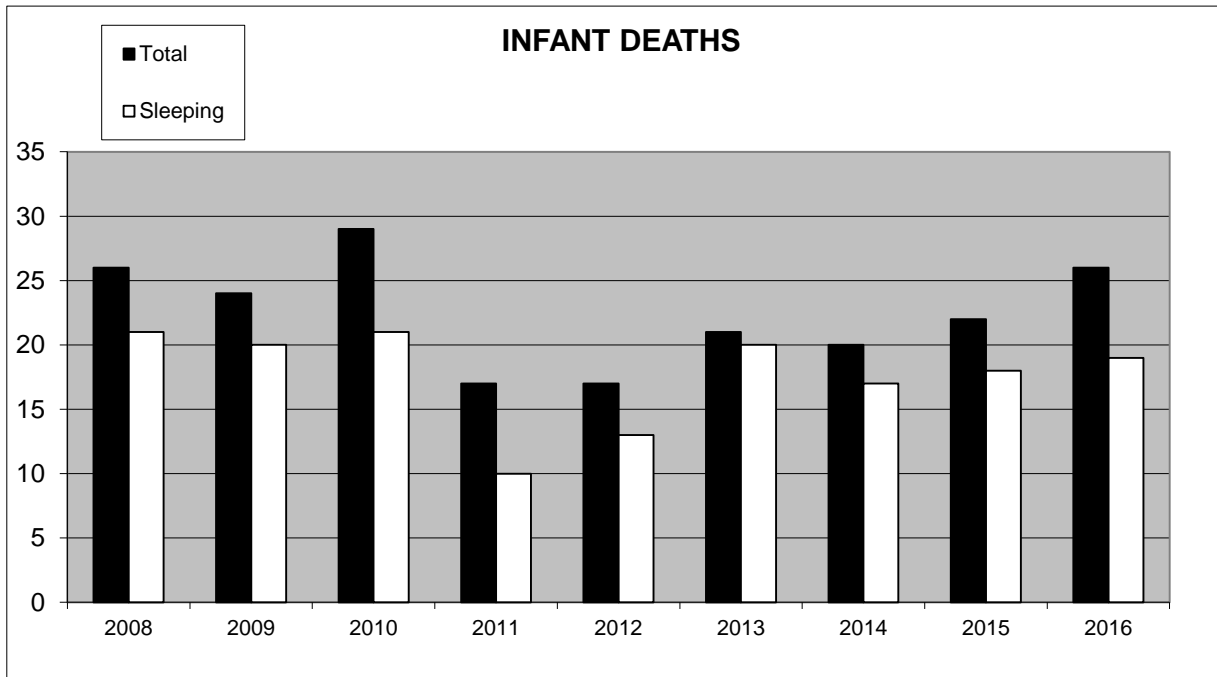
	2008	2009	2010	2011	2012	2013	2014	2015	2016
Total	26	24	29	17	17	21	20	22	26
Sleeping	21	20	21	10	13	20	17	18	19
% Sleeping	80.8%	83.3%	72.4%	58.8%	76.5%	95.2%	85.0%	81.8%	73.1%
Co-sleeping	13	10	14	5	6	9	9	10	9
Sleeping Alone Total	8	10	7	5	7	11	8	8	9
Alone on Stomach	6	7	4	3	4	8	3	3	4
Alone on Back	1	1	2	2	2	1	2	2	4
Alone Unknown	1	2	1	0	1	2	3	3	1
unknown/unclear	0	0	0	0	0	1	0	0	1
	2008	2009	2010	2011	2012	2013	2014	2015	2016
Natural	4	2	2	5	4	3	2	3	5
Accident	17	16	21	6	11	9	15	13	15
Homicide	2	1	3	1	1	0	2	3	2
Undetermined	3	5	3	5	1	9	1	3	4
Total	26	24	29	17	17	21	20	22	26

Of the 19 sleep associated infant deaths in 2016, only 3 of the infants died while reportedly sleeping in safe circumstances (alone, on their back, and on a device designed for infant sleeping), and those 3 infants died from a natural disease process. Two were found to have pneumonia, and one with encephalitis. 9 of the infants died while sleeping with others (Co-Sleeping), and 4 died while put to sleep face down on adult beds. 1 infant died after getting wedged between the wall & mattress.

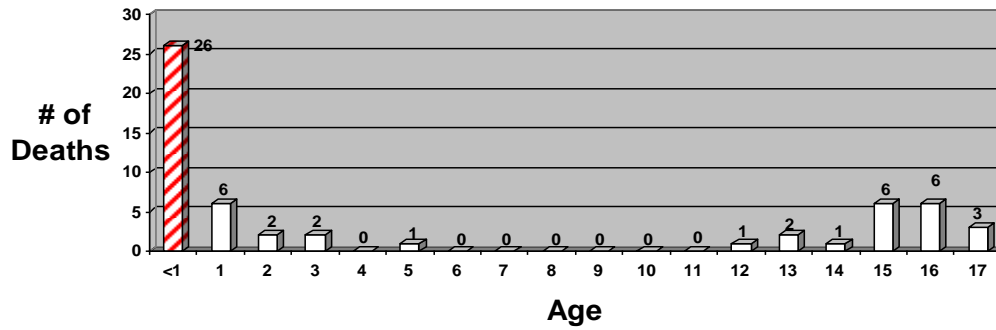
	2007	2008	2009	2010	2011	2012	2013	2014	2015	2016
SIDS *	0	0	0	0	0	0	0	0	0	0
Natural disease or illness	1	4	2	2	5	4	3	2	3	5
Asphyxia - Accident	14	17	15	17	5	10	9	14	12	12
Blunt force - Accident	1	0	1	1	0	0	0	2	0	0
Other Accident	2	0	0	3	1	1	0	0	1	3
Blunt force - Homicide	0	2	1	3	1	1	0	0	2	1
Undetermined	5	3	5	3	5	1	9	1	3	4
Other Homicide	0	0	0	0	0	0	0	1	1	1

* **Sudden Infant Death Syndrome (SIDS):** The death of an infant less than one year of age which remains unexplained after thorough case investigation, including performance of a complete autopsy, examination of the death scene, and review of the clinical history. Thus, SIDS is a diagnosis by exclusion (Willinger et al, 1991).

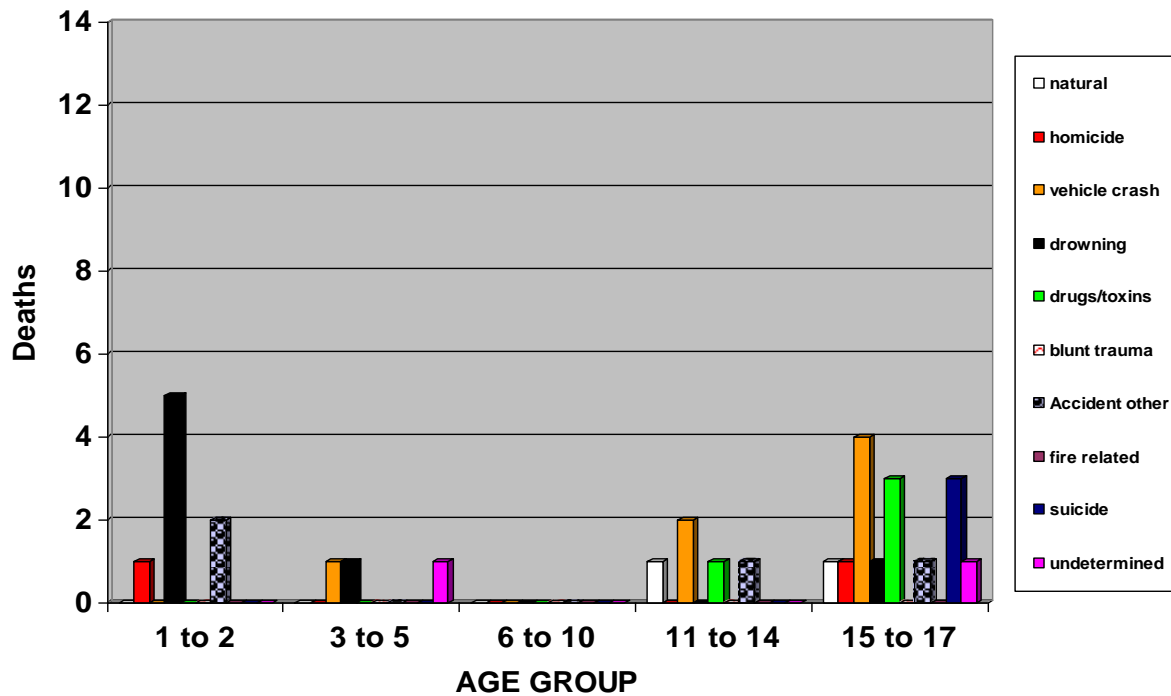
INFANT DEATHS CONT..



INFANT/CHILD DEATHS BY AGE (2016)



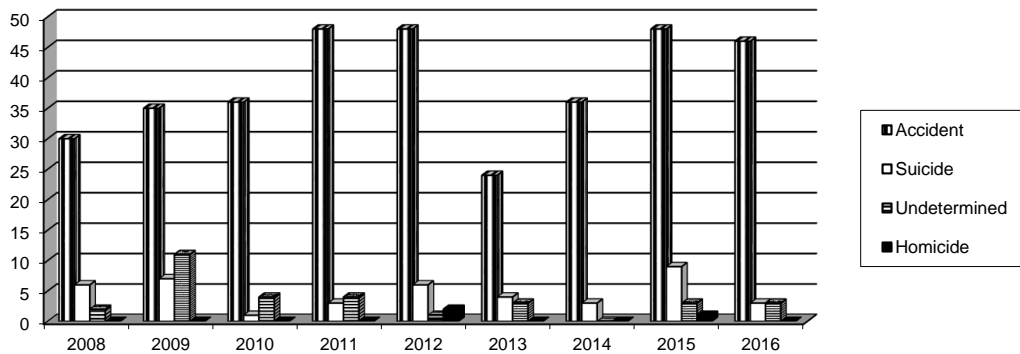
CHILD DEATHS BY TYPE (2016)



DROWNINGS BY MANNER OF DEATH

	2008	2009	2010	2011	2012	2013	2014	2015	2016
Accident	30	35	36	48	48	24	36	48	46
Suicide	6	7	1	3	6	4	3	9	3
Undetermined	2	11	4	4	1	3	0	3	3
Homicide	0	0	0	0	2	0	0	1	0

DROWNINGS BY MANNER



DROWNING BY AGE GROUP

	2008	2009	2010	2011	2012	2013	2014	2015	2016
0-10	3	8	10	8	12	1	3	7	7
11-30	5	7	3	3	3	4	4	3	5
31-50	12	15	11	15	12	7	10	14	18
51-70	9	16	10	15	17	15	14	23	15
71+	9	7	7	14	13	4	8	14	7

DROWNING AGE 0-5 YEARS

Pool	3	6	9	7	7	1	2	2	5
Bathtub	0	2	1	0	1	0	0	0	1
Other	0	0	0	1	1	0	1	2	1

ACCIDENTAL DROWNING BY LOCATION

Swimming Pool	16	6	18	17	22	16	8	10	13
Gulf waters	6	13	13	10	15	14	5	13	9
Lake/Pond	5	8	9	4	3	3	2	5	9
Tampa Bay waters	5	1	2	0	2	2	1	2	4
Bathtub	2	2	6	4	2	3	1	1	4
Spa	1	0	2	1	0	0	1	1	3
Canal	1	0	1	0	1	3	3	1	3
River	0	0	1	0	2	0	2	1	0
Other Misc.	1	0	1	0	1	7	1	2	1
Total	37	30	53	36	48	48	24	36	46

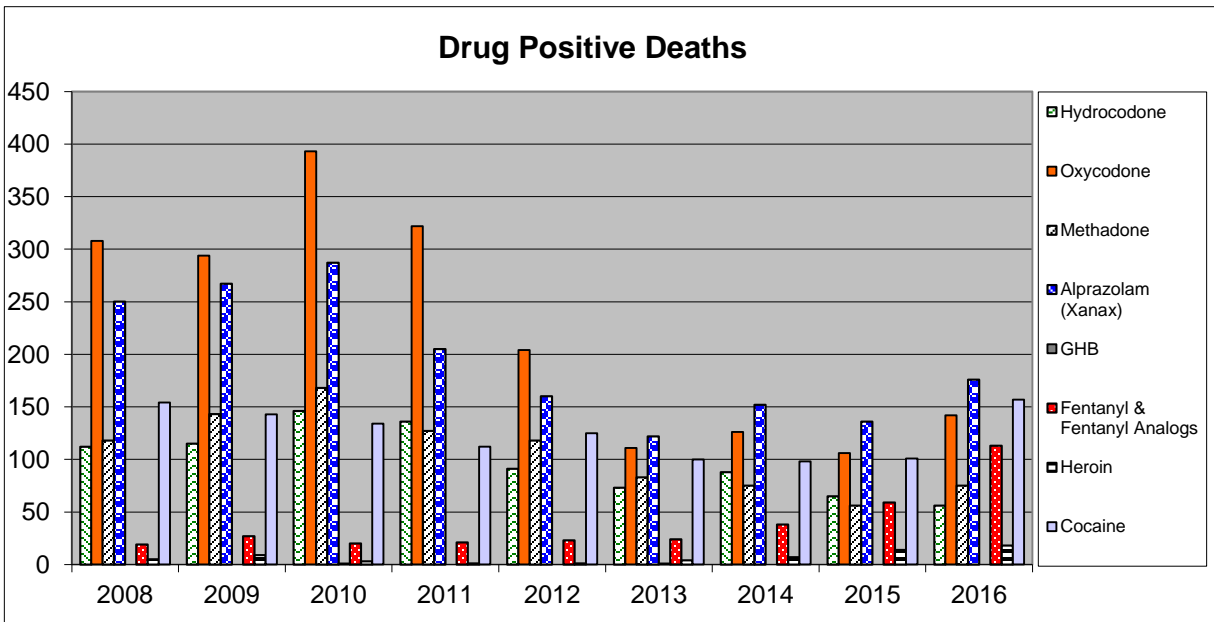
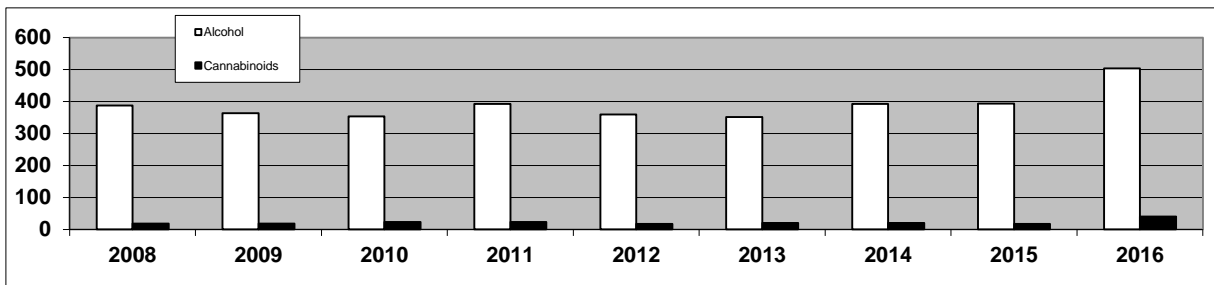
TOXICOLOGY

MEDICAL EXAMINER CASES WHERE TOXICOLOGY WAS PERFORMED

	2008	2009	2010	2011	2012	2013	2014	2015	2016
Cases submitted to Toxicology	1460	1492	1576	1492	1392	1247	1300	1344	1495
Cases where Toxicology was performed	1119	1174	1218	1142	1047	952	1028	1041	1233

MEDICAL EXAMINER CASES TESTING POSITIVE FOR DRUGS

	2008	2009	2010	2011	2012	2013	2014	2015	2016
Alcohol	388	364	354	393	360	352	393	394	504
Cannabinoids	18	18	23	23	17	20	20	17	40
Hydrocodone	112	115	146	136	91	73	88	65	56
Oxycodone	308	294	393	322	204	111	126	106	142
Methadone	118	143	168	127	118	83	75	56	75
Alprazolam (Xanax)	250	267	287	205	160	122	152	136	176
GHB	0	0	1	0	0	1	0	0	0
Fentanyl & Fentanyl Analogs	19	27	20	21	23	24	38	59	113
Heroin	5	9	3	1	1	4	7	14	18
Cocaine	154	143	134	112	125	100	98	101	157

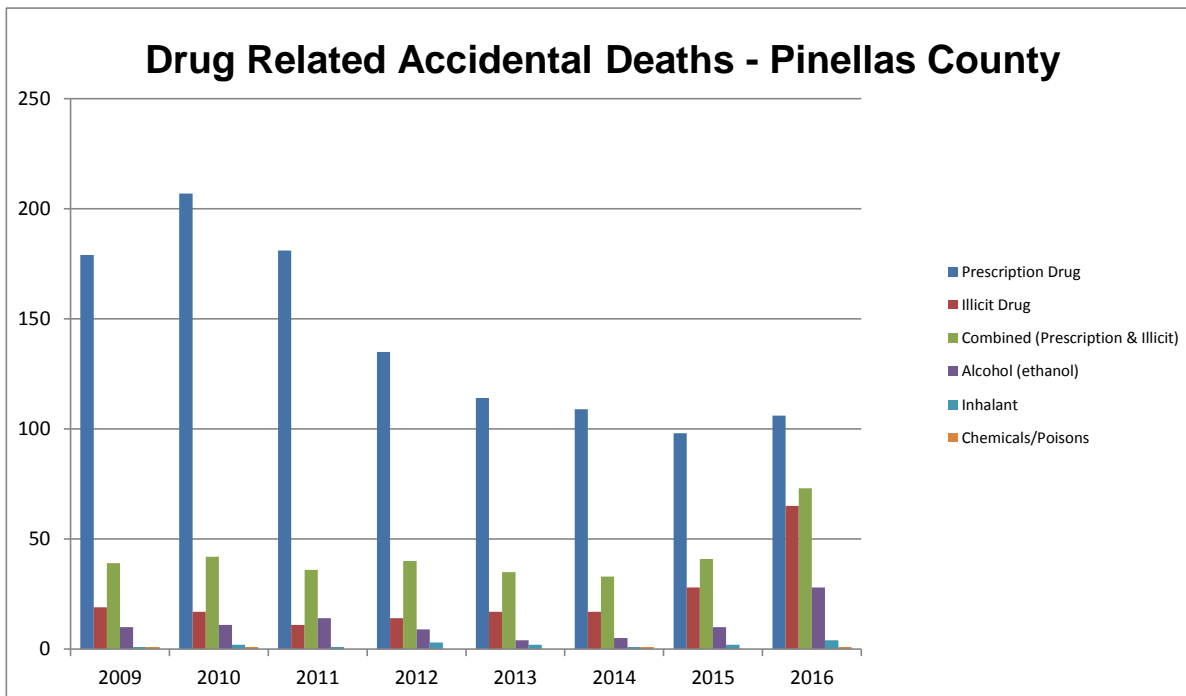


Toxicology Continued...

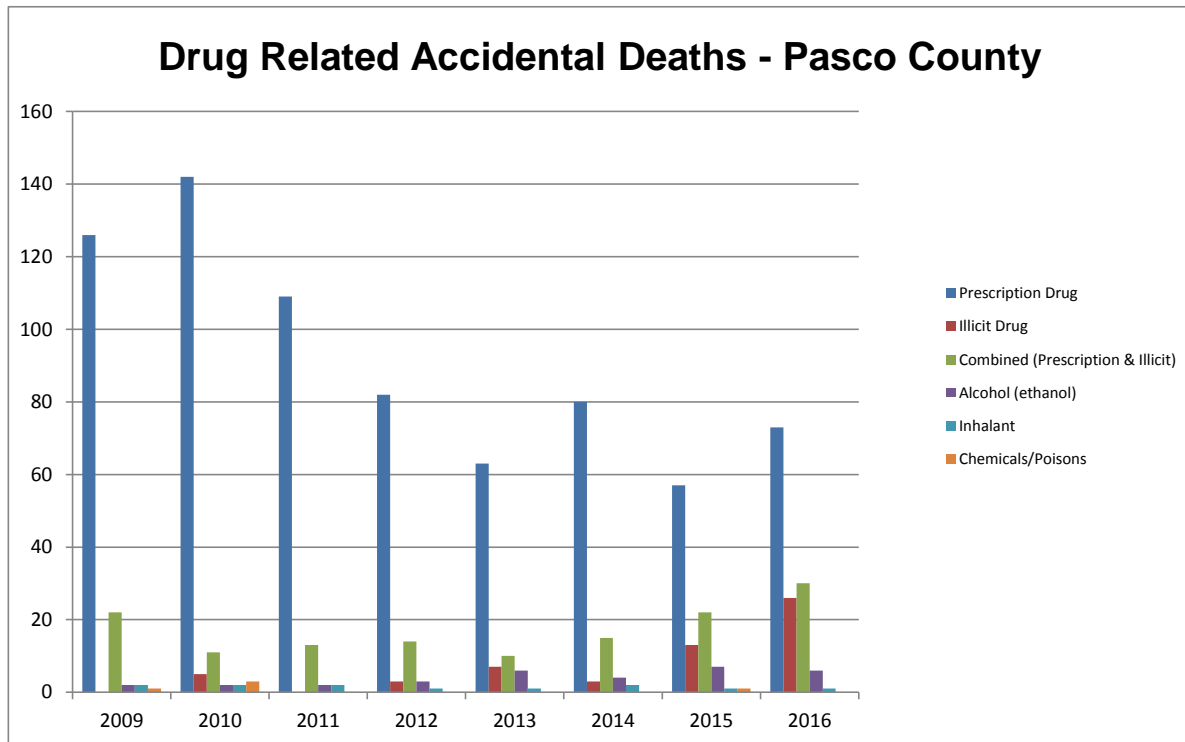
DRUGS or TOXIN RELATED CAUSE OF DEATH (Accidental Manner)

<u>Pinellas</u>	<u>2009</u>	<u>2010</u>	<u>2011</u>	<u>2012</u>	<u>2013</u>	<u>2014</u>	<u>2015</u>	<u>2016</u>
Prescription Drug	179	207	181	135	114	109	98	106
Illicit Drug	19	17	11	14	17	17	28	65
Combined (Prescription & Illicit)	39	42	36	40	35	33	41	73
Alcohol (ethanol)	10	11	14	9	4	5	10	28
Inhalant	1	2	1	3	2	1	2	4
Chemicals/Poisons	1	1	0	0	0	1	0	1
Total Drug Related	249	280	243	201	172	166	179	277

<u>Pasco</u>	<u>2009</u>	<u>2010</u>	<u>2011</u>	<u>2012</u>	<u>2013</u>	<u>2014</u>	<u>2015</u>	<u>2016</u>
Prescription Drug	126	142	109	82	63	80	57	73
Illicit Drug	0	5	0	3	7	3	13	26
Combined (Prescription & Illicit)	22	11	13	14	10	15	22	30
Alcohol (ethanol)	2	2	2	3	6	4	7	6
Inhalant	2	2	2	1	1	2	1	1
Chemicals/Poisons	1	3	0	0	0	0	1	0
Total Drug Related	153	165	126	103	87	104	101	136



Toxicology Continued....



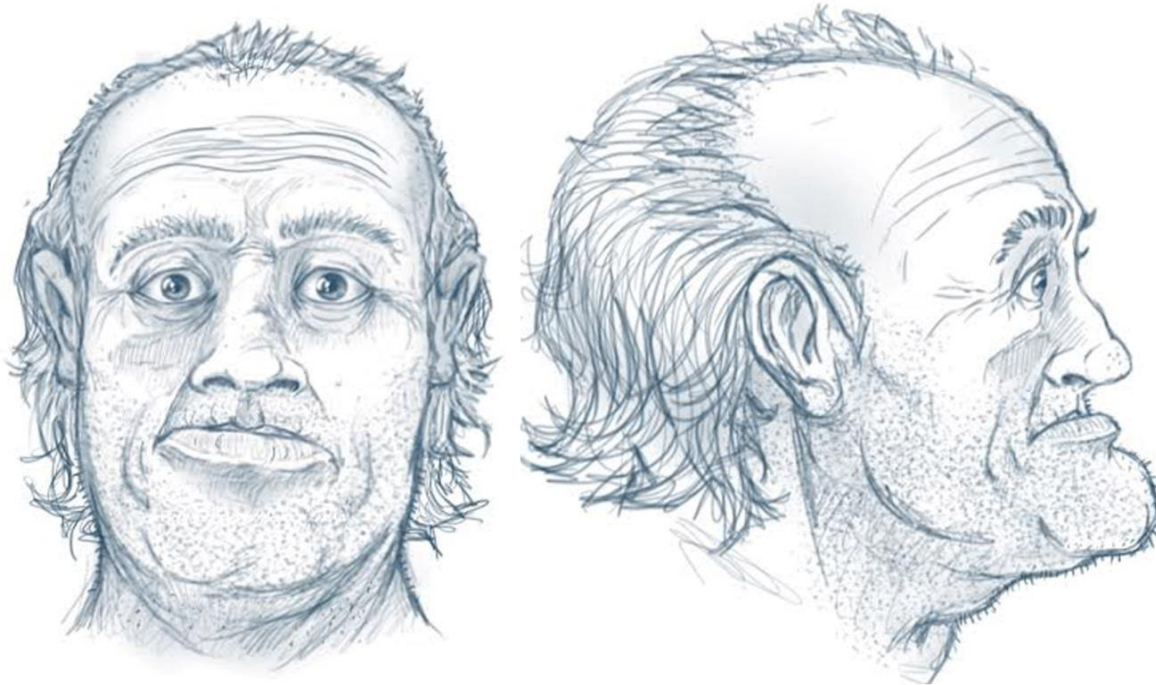
UNIDENTIFIED PERSONS

	2007	2008	2009	2010	2011	2012	2013	2014	2015	2016
Pinellas	0	1	0	1	0	0	0	0	0	1
Pasco	0	0	1	1	0	0	0	0	0	0
Total	0	1	1	2	0	0	0	0	0	0

ID'd 05/10 ID'd 06/16 ID'd 10/11
 ID'd 08/11

**2016
#5160407**

Date Found: 3/8/2016
 Location Found: Park area located at 9600 Bay Pines Blvd. (Bay Pines V.A. Medical Center)
 Race: White (estimated)
 Gender: Male (estimated)
 Age: 65 - 80 (estimated)
 Height: 5' 8" (estimated)
 Weight: Unknown
 Hair Color: Gray or Partially Gray
 Eye Color: Unknown
 Distinctive Feature: Orthopedic Plates in right upper extremity, healed fractures of skull, jaw left hip, right ribs
 Clothing: Gray boxer shorts "Gilden" size Large, Black Miykon wrist watch with gold colored trim & black band
 Law Enforcement Agency: Pinellas County Sheriff's Office
 Agency Case #: 16-97212
 NamUs #: UP 15482 <https://identifyus.org/cases/15482>



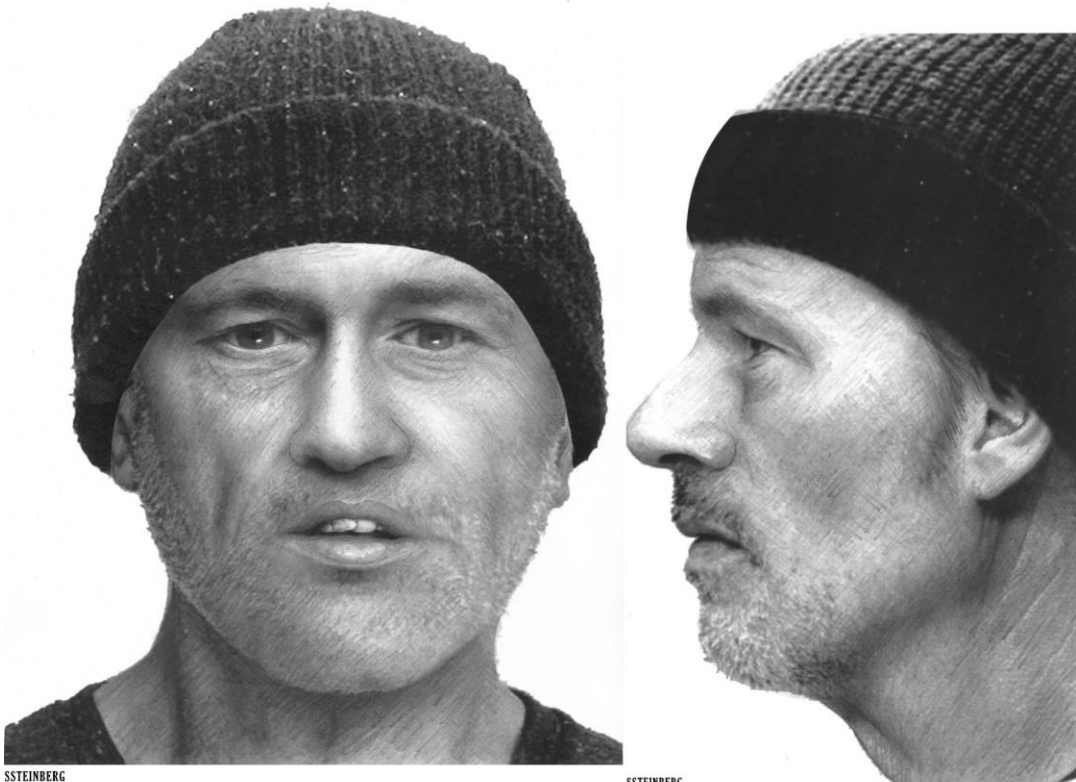
Facial Approximation



2005

#5050078

Date Found: 1/12/2005
Location Found: 44000 Block of U.S. 19 North, Tarpon Springs - Skeletal remains found in wooded area
Race: White (estimated)
Gender: Male (estimated)
Age: 40 - 55 (estimated)
Height: 5' 8" - 6' 3" (estimated)
Weight: Unknown
Hair Color: Unknown
Eye Color: Unknown
Law Enforcement Agency: Tarpon Springs Police Department
Agency Case #: 05-142
NamUs #: UP 116 <https://identifyus.org/cases/116>



SSTEINBERG
08-14-2013
MEO 5050078
DISTRICT 6 MEO

SSTEINBERG
08-14-2013
MEO 5050078
DISTRICT 6 MEO

<https://identifyus.org/cases/116>

INDIGENT / UNCLAIMED

Medical Examiner Cases Released as Indigent/Unclaimed *

	2007	2008	2009	2010	2011	2012	2013	2014	2015	2016
Pinellas	39	44	45	58	146	125	101	98	134	150
Pasco	17	24	20	12	45	52	42	52	68	63
Total:	56	68	65	70	191	177	143	150	202	213

* Only reflects Medical Examiner cases released as unclaimed/indigent, and does not include all District deaths. May have later been determined to not be indigent or unclaimed.

Organ & Tissue Donation

	2007	2008	2009	2010	2011	2012	2013	2014	2015	2016
Organ Donations	29	28	37	25	41	22	15	39	31	33
Tissue Donations	55	48	51	28	38	43	54	48	57	42
Corneal Donations	90	96	143	104	107	135	123	150	131	126

* Only reflects the number of organ and/or tissue donations for Medical Examiner cases, not all District deaths.

Exhumations

	2007	2008	2009	2010	2011	2012	2013	2014	2015	2016
Pinellas	0	0	0	4	0	0	0	0	0	0
Pasco	0	0	0	2	0	0	0	0	0	0
Total:	0	0	0	6	0	0	0	0	0	0