


# Substance Use Initiatives of Pinellas County Human Services

---

**Karen Yatchum**

Human Services Department Director

April 6<sup>th</sup>, 2023

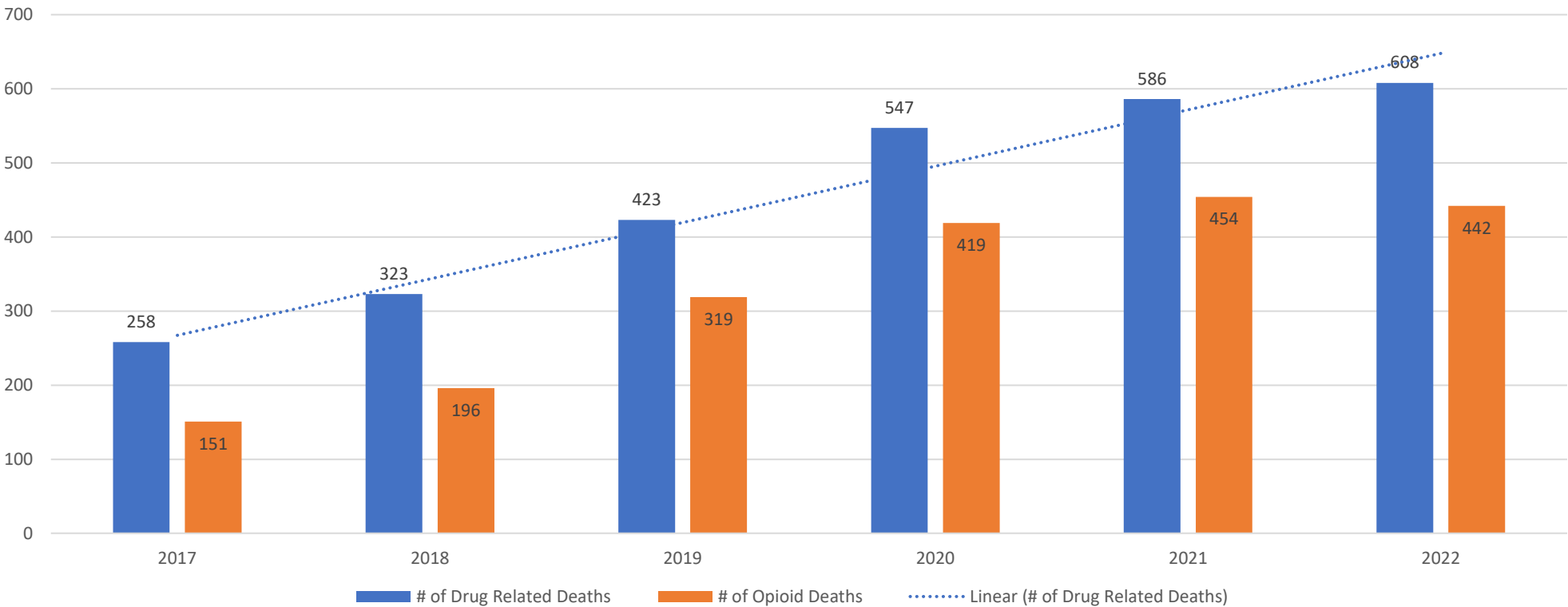


**Our Vision:**  
To Be the Standard for  
Public Service in America

# Opioid Overdose Epidemic



Overall Accidental Drug Related Deaths and Opioid Deaths: 2017-2022

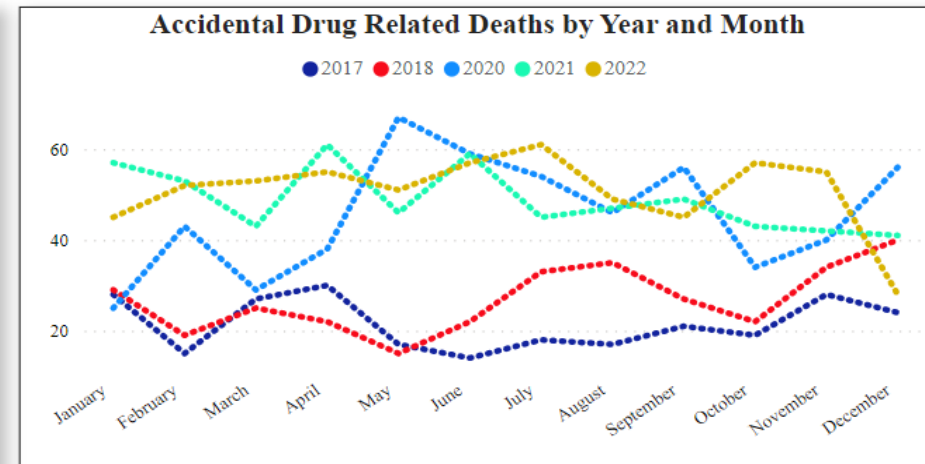
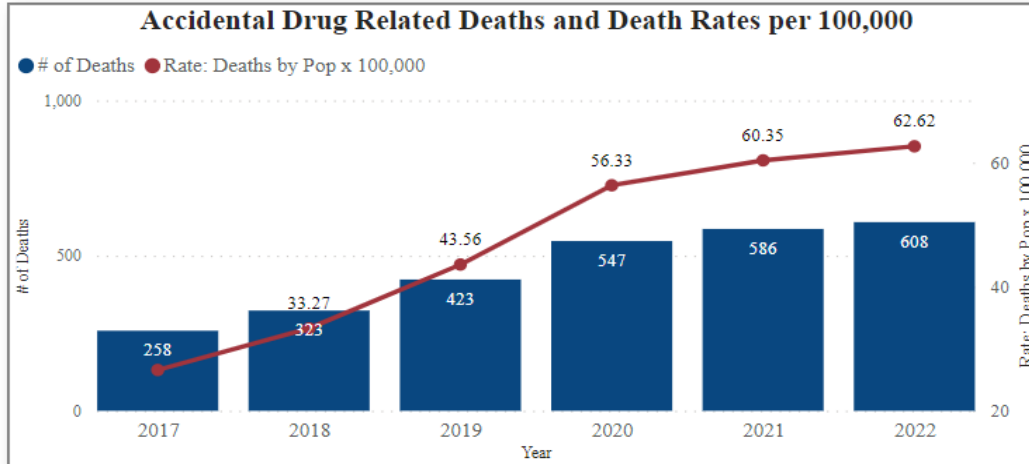


Data Source – Medical Examiner Data

# Substance Use Dashboards

## Pinellas County Accidental Drug Related Deaths

2017- Current  
**2,754**  
Total Drug Related Deaths



Month Name	January		February		March		April		May		June		July		August		September		October		November		December		Total	
Year	#	Rate	#	Rate	#	Rate	#	Rate	#	Rate	#	Rate	#	Rate	#	Rate	#	Rate	#	Rate	#	Rate	#	Rate	#	Rate
2019	34	3.50	41	4.22	25	2.57	39	4.02	26	2.68	35	3.60	24	2.47	34	3.50	35	3.60	52	5.36	48	4.94	30	3.09	423	43.56
2020	25	2.57	43	4.43	29	2.99	38	3.91	67	6.90	59	6.08	54	5.56	46	4.74	56	5.77	34	3.50	40	4.12	56	5.77	547	56.33
2021	57	5.87	53	5.46	43	4.43	61	6.28	46	4.74	59	6.08	45	4.63	47	4.84	49	5.05	43	4.43	42	4.33	41	4.22	586	60.35
2022	45	4.63	52	5.36	53	5.46	55	5.66	51	5.25	57	5.87	61	6.28	49	5.05	45	4.63	57	5.87	55	5.66	28	2.88	608	62.62
Total	161	16.58	189	19.46	150	15.45	193	19.88	190	19.57	210	21.63	184	18.95	176	18.13	185	19.05	186	19.16	185	19.05	155	15.96	2,164	222.87

Data Source: Pinellas County Medical Examiner

[Home](#)
[Highlights](#)
[Demographics](#)
[Med Examiner](#)
[Suicides](#)
[Suicide Rates](#)
[Drug Related](#)
[Drug Death Rates](#)
[Opioids](#)
[Opioid Rates](#)


[Fentanyl](#)
[Fentanyl Rates](#)
[EMS](#)
[EMS Narcan](#)
[EMS Overdose](#)
[PDMP](#)
[RX Types](#)
[Hydro & Oxy](#)
[QRT Totals](#)
[QRT](#)

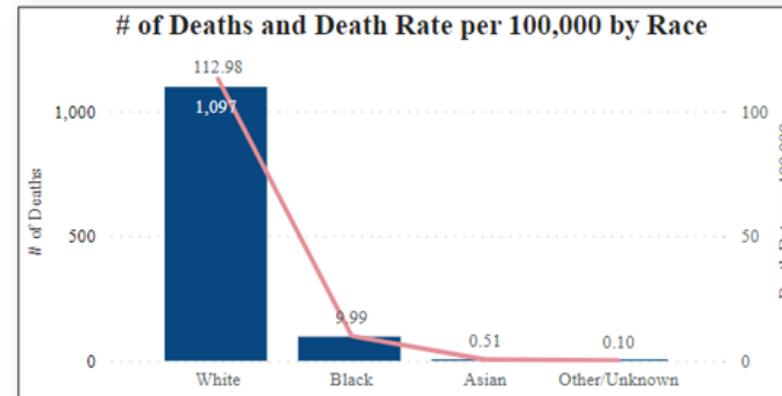
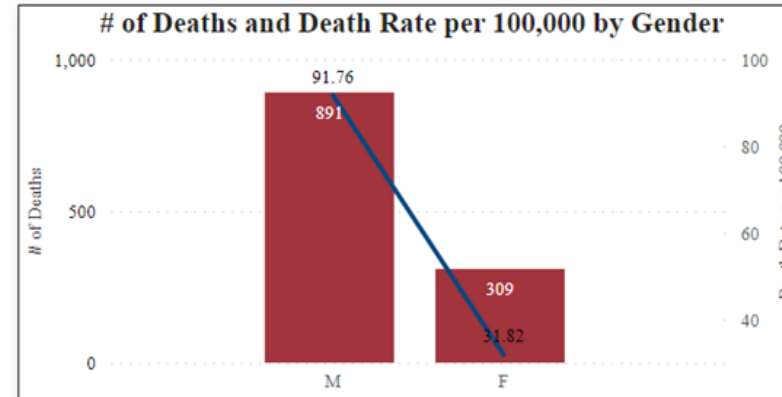
# Substance Use Dashboards

## Pinellas County Death by Fentanyl Overdose (2020 - Current)

Race	Asian		Black				Other/Unknown		White			
Gender	M		F		M		M		F		M	
Year	#	Rate	#	Rate	#	Rate	#	Rate	#	Rate	#	Rate
2020	2	0.21	4	0.41	18	1.85			87	8.96	250	25.75
2021	2	0.21	9	0.93	28	2.88	1	0.10	100	10.30	267	27.50
2022												
Belleair									6	18.43	14	43.01
Clearwater			2	1.40	4	2.80			5	3.50	41	28.70
Crystal Beach											1	169.78
Dunedin									7	17.80	4	10.17
Indian Shores									1	18.18	1	18.18
Largo	1	0.72							14	10.04	42	30.11
Oldsmar											3	13.21
Palm Harbor									1	1.26	10	12.61
Pinellas Park									4	8.01	24	48.06
Safety Harbor					2	10.84			2	10.84	4	21.69
Seminole											7	29.90
St. Petersburg			5	1.32	24	6.32			59	15.53	130	34.21
Tarpon Springs					1	2.84			3	8.52	10	28.40

Death Rates are the ratio of deaths in an area to the population of that area; expressed per 100,000 people. Rates are used in conjunction with counts as they allow for comparison of the level of impact in different populations. Rates are based on 2020 Census Population.

 Data Source: Pinellas County Medical Examiner



Home

Highlights

Demographics

Med Examiner

Suicides

Suicide Rates

Drug Related

Drug Death Rates

Opioids

Opioid Rates

Fentanyl

Fentanyl Rates

EMS

EMS Narcan

EMS Overdose

PDMP

RX Types

Hydro & Oxy

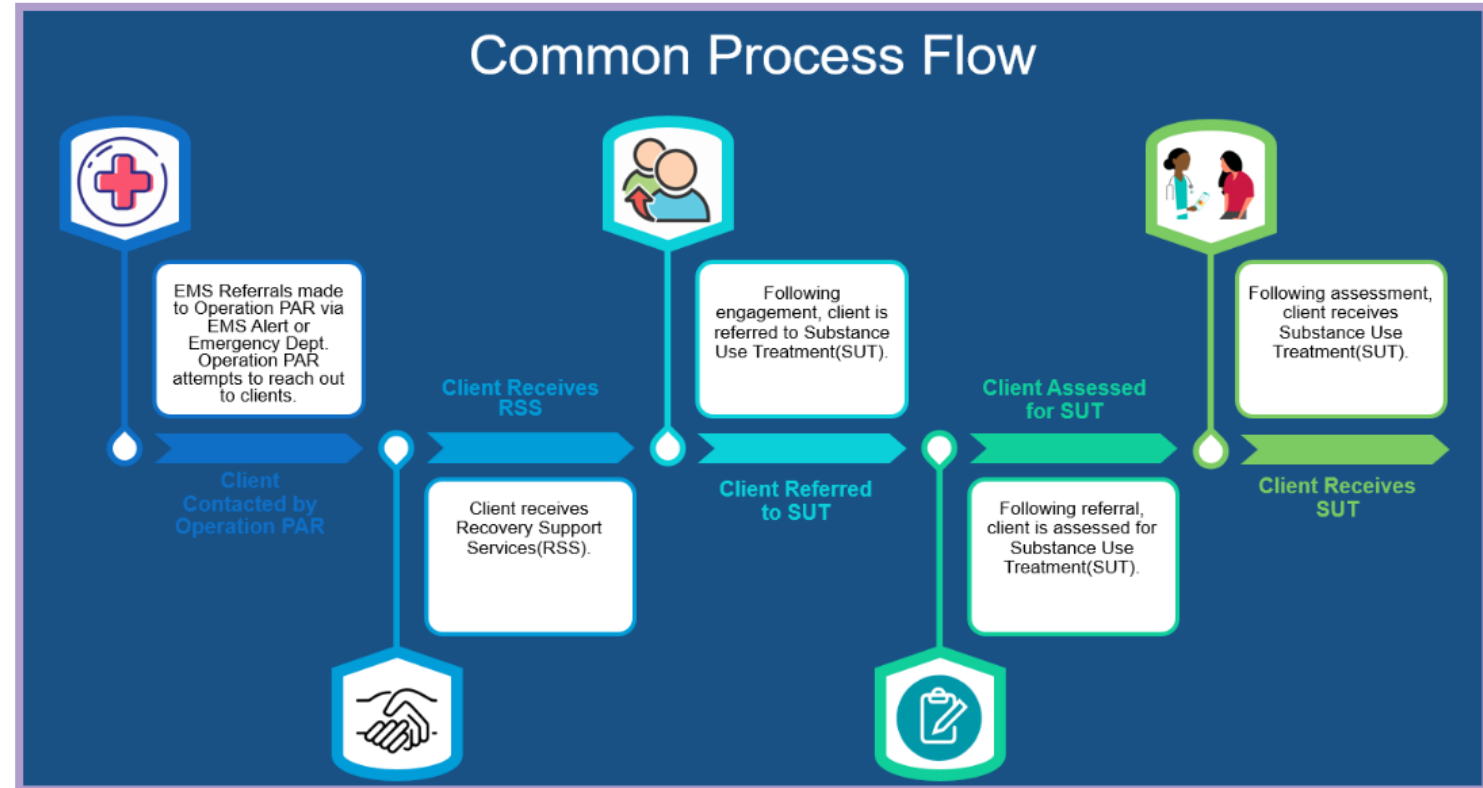
QRT Totals

QRT

# Quick Response Teams

Since Aug 2021

- 331 EMS Referrals
- 46% Received Recovery Supports
- 18% contacted have entered Substance Use Treatment



# Overdose Fatality Reviews



**Fatality reviews are a valuable and impactful way to address complex public health issues including infant, maternal, elder mortality and abuse.**

---

## **OFR Committees:**

- improve data accuracy & systematic data-collection related to OD deaths
- identify patterns in drug overdose cases (individual, community & population level)
- enhance service coordination
- provide recommendations to policies and programs

## **Goals of OFRs:**

- increase collaboration among various public safety, public health, law enforcement, substance use treatment authorities, and social service agencies
- identify missed opportunities and system gaps
- develop recommendations for prevention & intervention efforts

# Overdose Fatality Reviews



## Data Factors:

**DOB / DOD**

**City of Residence**

**Location of Death**

**Criminal Justice History**

**Circumstances of Death**

**Next of Kin Interview Data**

**911/EMS History**

**Social Media Page**

**Social Description**

## **Case Examples**

# Opioid Settlement Funding



## Opioid Abatement Funding Advisory Board:

- **Managing Regional Funding Allocation Estimated at \$85M over 18 years**
  - Pinellas Park, Clearwater, St. Petersburg, DOH and Pinellas County
  - **County-wide** Opioid Abatement Activities
  - Procurement, Contracting, Program Implementation within Human Services

## City/County Allocation:

- **Estimated at \$19M over 18 years**
  - Collaboration with municipalities to manage funding
    - Safety Harbor, Tarpon Springs and Oldsmar
  - Procurement, Contracting, Program Implementation within Human Services
    - Expansion of Pinellas MATTERS

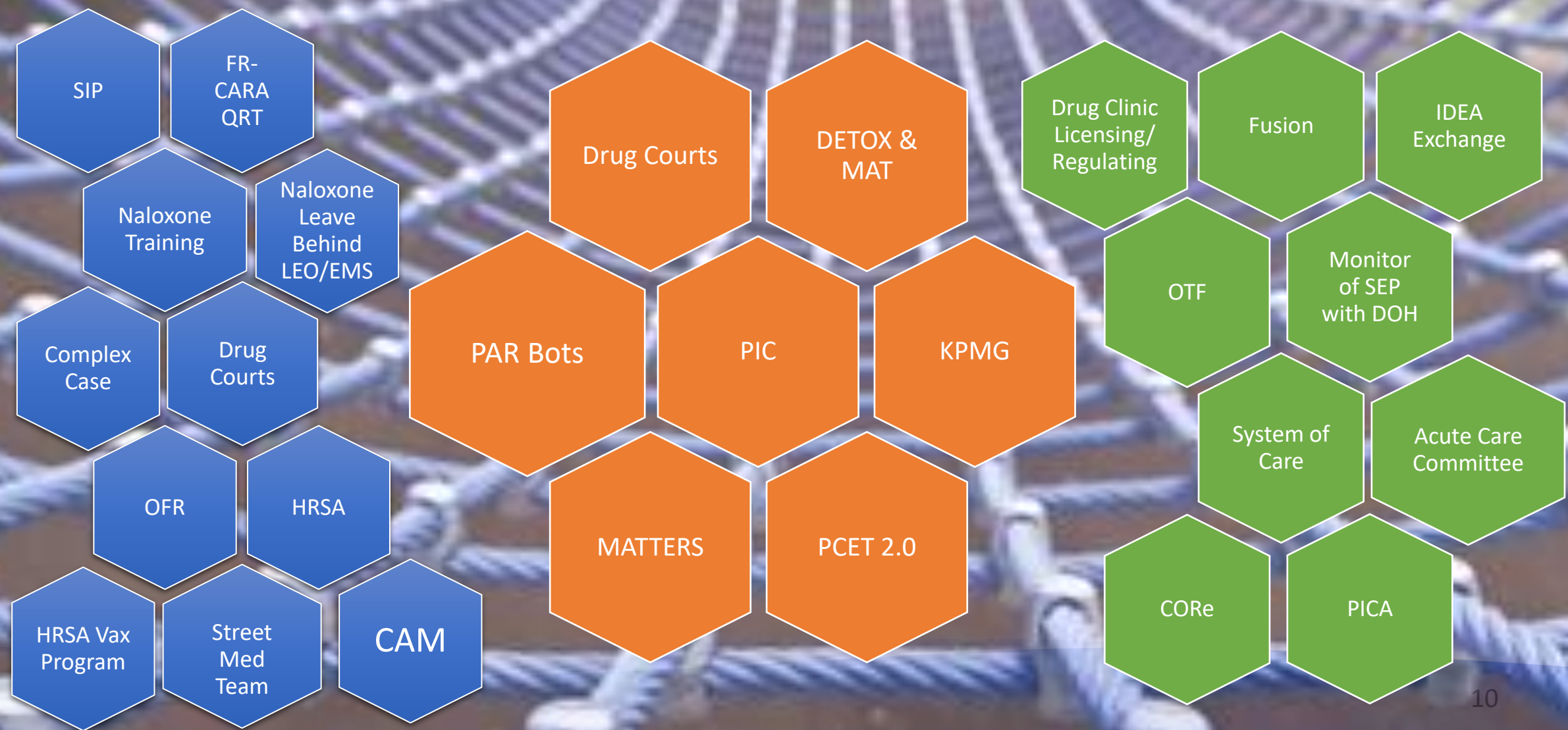


## Medication Assisted Treatment & Emergency Referrals

- County-funded program, modeled after Buffalo County, NY
- Cultural presence within Bayfront Hospital ED
  - Physician Paired with Certified Peer Specialist/Addictions Professional/PhD
- Identification of patients with SUD (non-overdose/overdose pts)
- Weekend Prescriber at Operation PAR



# Substance Use Disorder Programs



# Promoting Low/No Barriers to Recovery



## CURRENT STATE

**Medication Assisted Treatment** (HCH/PCHP)

**Induction in the Emergency Department** (MATTERS)

**Streamlined Emergency Access to Treatment**

**Certified Peer Recovery Specialists** (FR-CARA/COSSUP)

**Coordinated Access** (CAM)

**Emergency and Jail Deflection Programs** (QRTs/Complex Case)

**Naloxone Distribution & Education** (COSSUP)

**Infectious Disease Elimination** (IDEA Exchange/SSP)

**No-Cost Medications for Opioid Use Disorder** (PCHP/HCH)

**Integrated Treatment and Tele-health** (PAR Bots)

# Promoting Low/No Barriers to Recovery



## FUTURE STATE

**Standardized Screening/Assessment**

**Home & Community-based Treatment**

**Integrated Induction**

**Increased MOUD-Treating Physicians**

**De-stigmatized Treatment Uptake**

**Reduced Disease Transmission**

**Performance Measurement with ODS**

**4 Major Dimensions of Recovery (SAMHSA)**


**MATTERS is Standard of Care for SUD/Referral from hospitals**

**Infusion of SUD Treatment in Primary Care Settings**

# Thank you!



**Human Services Department**  
**Karen Yatchum, Director**



**Our Vision:** To Be the Standard for Public Service in America

