




**LEGEND**

	SPECIAL ASSESSMENT AREA
	DREDGING AREA
	BASIN A

**GRAND CANAL SPECIAL ASSESSMENT AREA – SOUTHERN ENTRANCE DREDGING**

