WASTE TO ENERGY FACILITY OPERATOR

RFP NO. 24-1082-RFP

SERVICE AGREEMENT

BETWEEN

PINELLAS COUNTY, FLORIDA

AND

FCC ENVIRONMENTAL SERVICES

TABLE OF CONTENTS

SECTION 1 THE SERVICE AGREEMENT 1-1

Section 1.1 Purpose 1-1

Section 1.2 Effective Date. 1-1

Section 1.3 Cooperation 1-1

Section 1.4 Entire Agreement 1-1

SECTION 2 DEFINITIONS 2-1

Section 2.1 Definitions. 2-1

Section 2.2 Terms Generally 2-38

SECTION 3 OBLIGATIONS OF THE CONTRACTOR 3-1

Section 3.1 Performance Guarantees and Utility and Reagent Utilization Allowances. 3-1

Section 3.2 Management, Operation, Repair or Replace and Maintenance 3-1

Section 3.3 Compliance with Law 3-4

Section 3.4 Facility Labor 3-4

Section 3.4.1 Staffing. 3-4

Section 3.4.2 Facility Manager 3-6

Section 3.4.3 Designated Staff Assignments. 3-7

Section 3.4.3.1 Environmental Compliance Manager 3-8

Section 3.4.3.2 Health and Safety Director 3-8

Section 3.4.3.3 Operations Manager 3-8

Section 3.4.3.4 Traffic Control Director 3-8

Section 3.4.3.5 Punch List Manager 3-9

Section 3.4.3.6 Maintenance Manager 3-9

Section 3.4.3.7 Receptionist 3-9

Section 3.4.3.8 Painter 3-9

Section 3.4.4 Contractor Relationships 3-9

Section 3.5 Safety Program 3-10

Section 3.6 Administrative Permits Requirements 3-11

Section 3.7 Regulatory Reports 3-13

Section 3.7.1 Reports Required By Governmental Authorities 3-13

Section 3.7.2 Sampling and Testing Reports. 3-14

Section 3.7.3 Reporting Problems. 3-15

Section 3.7.4 Failure to Comply 3-16

Section 3.8 Emergency Procedures Planning. 3-16

Section 3.9 Housekeeping, Maintenance of Buildings and Grounds and Customer Service 3-19
Section 3.10 Repairs and Maintenance 3-19
Section 3.11 Replacement of Unsupported Equipment 3-21
Section 3.12 Certain Warranties Regarding Workmanship, Parts, Equipment and Consumable Supplies 3-22
Section 3.13 Ownership and Title 3-23
Section 3.14 Facility Spare Parts and Equipment 3-24
Section 3.14.1 No Security Interest in Facility Assets. 3-27
Section 3.14.2 Disposition of County Property 3-28
Section 3.14.3 Use or Removal of Equipment 3-28
Section 3.14.4 Rolling Stock. 3-29
Section 3.15 Access to the Facility 3-30
Section 3.15.1 Access to the Facility 3-30
Section 3.15.2 Access to Data and Records. 3-30
Section 3.15.3 Compliance with Contractor's Rules. 3-31
Section 3.15.4 Tours of the Facility 3-32
Section 3.16 Security at the Facility; Confidentiality of Security Measures 3-32
Section 3.17 Taxes and Contributions. 3-34
Section 3.18 Acceptance of Facility As-Is. 3-35
Section 3.18.1 Acceptance. 3-35
Section 3.18.2 Legacy Punch List 3-36
Section 3.18.3 Affidavit and Release. 3-36
Section 3.18.4 Contractor Investigation of Facility and Facility Site 3-36
Section 3.19 Process Water Priorities and Non-Compliant Process Wastewater 3-37
Section 3.19.1 Supply Priorities 3-37
Section 3.19.2 Non-Compliant Process Wastewater 3-38
Section 3.20 Media Relations; Signage. 3-38
Section 3.20.1 Media Relations. 3-38
Section 3.20.2 Signage. 3-39
Section 3.21 Residue Processing. 3-39
Section 3.22 Ferrous and Non-Ferrous Metals Recovery and Marketing. 3-43
Section 3.22.1 Marketing. 3-43
Section 3.22.2 Sharing Percentage in Marketed Recovered Materials. 3-46
Section 3.22.3 No Market for Recovered Materials. 3-46
Section 3.23 Competitive Procurement of Reagents. 3-47

Section 3.23.1 Competitive Procurement by Contractor 3-47
Section 3.23.2 County Purchase of Reagents. 3-49
Section 3.24 Prohibition of Use of Facility and Facility Site for Other Business Purposes.....3-50
Section 3.25 Operation and Maintenance Manuals, Drawings and Other Facility Records. 3-50
Section 3.26 Performance Test Plan and Performance Tests 3-52
Section 3.27 Power Purchase Agreement 3-54
Section 3.27.1 Compliance.....3-54
Section 3.27.2 Annual Provision of Electric Generation and Related Information.....3-55
Section 3.27.3 Modification. 3-56
Section 3.27.4 NERC Compliance and Liability.....3-57
Section 3.28 Compliance with Schedules. 3-57
Section 3.29 Permit Modifications. 3-58
Section 3.30 Environmental Market Management Services 3-58
Section 3.30.1 Provision of Environmental Market Management Services. 3-59
Section 3.30.2 Compensation Calculation for Provision of Environmental Market Management Services 3-61
Section 3.30.3 Assurances. 3-61
Section 3.31 Tax Incentives or Subsidies.....3-62
Section 3.32 Computerized Management, Data and Information System 3-63
Section 3.32.1 Operation of Computerized Management System 3-63
Section 3.32.2 Modification of Computerized Management, Data and Information System 3-66
Section 3.32.3 County Access to the Computerized Management System.....3-66
Section 3.32.4 Computer Maintenance Management System 3-66
Section 3.33 Electronic Communications. 3-67
SECTION 4 OBLIGATIONS OF THE COUNTY 4-1
Section 4.1 Delivery of Processible Waste. 4-1
Section 4.2 Payment of Service Fee 4-1
Section 4.3 Sell Electricity 4-1
Section 4.4 Maintenance of Permits, Licenses and Approvals. 4-1
Section 4.5 Landfill Disposal Capacity 4-2
Section 4.6 Provision of Utility Services to the Facility Site.....4-2
Section 4.7 Provision and Access to Information. 4-2
Section 4.8 Access to Facility and Use of Equipment, Chemicals, Materials, Supplies and Spare Parts. 4-2

Section 4.9 Industrial Water Treatment Facility 4-3
SECTION 5 REPORTING REQUIREMENTS 5-1
Section 5.1 Daily Data Submissions. 5-1
Section 5.2 Weekly Data Submissions. 5-1
Section 5.3 Monthly Reports. 5-1
Section 5.4 Failure to Comply 5-2
SECTION 6 MAINTENANCE, INSPECTIONS AND COUNTY RIGHTS 6-1
Section 6.1 Consulting Engineer Inspections and Reports. 6-1
Section 6.2 Resolution of Disagreements 6-2
Section 6.3 Retainage for Uncorrected Work. 6-3
Section 6.4 County Completion of Work 6-4
Section 6.5 Additional Retainage and Payment of Retained Amounts. 6-5
Section 6.6 Contractor Operation and Maintenance of County Completed Work. 6-6
SECTION 7 DELIVERY AND PROCESSING OF PROCESSIBLE WASTE; REJECTION RIGHTS; PROCESSIBLE WASTE COMPOSITION; STORAGE 7-1
Section 7.1 Delivery and Receipt of Processible Waste 7-1
Section 7.1.1 Base Delivery Amount. 7-1
Section 7.1.2 Rejection of Deliveries 7-2
Section 7.1.2.1 Contractor's Rejection Rights. 7-2
Section 7.1.2.2 Effect of Contractor's Rejection Rights on Base Delivery Amount 7-3
Section 7.1.3 Refuse Storage Pit and Tipping Floor Management 7-3
Section 7.2 Annual Processing Guarantee; County Processible Waste. 7-4
Section 7.2.1 Annual Processing Guarantee 7-4
Section 7.2.2 County Controls Waste and Fees. 7-4
Section 7.3 Inadvertent Deliveries of Prohibited Waste. 7-5
Section 7.3.1 Inadvertent Deliveries. 7-5
Section 7.3.2 Segregation and Removal of Nonprocessible Waste, Hazardous Waste and other Prohibited Waste. 7-5
Section 7.3.2.1 Nonprocessible Waste. 7-5
Section 7.3.2.2 Hazardous Waste Contingency Plan. 7-6
Section 7.3.2.3 Hazardous Waste. 7-7
Section 7.3.2.4 Other Prohibited Waste. 7-7
Section 7.4 Weighing of Processible Waste, County Data, Operation of the Scale House, Invoicing of System Revenues, Calibration of Scales. 7-8
Section 7.4.1 Weighing. 7-8

Section 7.4.2 County Delivery of Data and Information to Contractor 7-8
Section 7.4.3 Unavailability of Scale Records. 7-9
Section 7.4.4 System Revenues 7-9
Section 7.4.5 Calibration of Weigh Scales. 7-9
Section 7.4.6 Residue Haul and Disposal 7-10
Section 7.5 Storage. 7-11
Section 7.6 Composition of Processible Waste. 7-11
Section 7.6.1 Composition Not Guaranteed. 7-11
Section 7.6.2 Impact of Recycling 7-12
Section 7.6.3 Ownership 7-12
Section 7.6.4 Scavenging of Solid Waste. 7-12
Section 7.7 Screening of Delivered Waste. 7-12
Section 7.7.1 Load Checking Program 7-12
Section 7.7.2 Refusal or Rejection. 7-13
Section 7.8 Landfill Operations. 7-14
SECTION 8 SERVICE FEE 8-1
Section 8.1 General 8-1
Section 8.2 Reserved. 8-1
Section 8.3 Monthly Service Fee Calculation 8-1
Section 8.3.1 Monthly Permanent Service Fee Formula. 8-1
Section 8.3.2 Monthly Processing Fee. 8-2
Section 8.3.2.1 Processing Fee for Base Delivery Amount 8-2
Section 8.3.2.2 Processing Fee for Excess Tonnage Amount 8-2
Section 8.3.3 Electric Energy Net Revenues. 8-3
Section 8.3.4 Reserved. 8-3
Section 8.3.5 Revenue from Recovered Materials. 8-3
Section 8.3.6 Pass Through Costs. 8-4
Section 8.3.6.1 Utilities. 8-4
Section 8.3.6.2 Reagents. 8-4
Section 8.3.6.3 Loss of Recovered Materials Market 8-4
Section 8.3.6.4 Fees 8-5
Section 8.3.6.5 Economic Benefit from Emission Purchase and Sale Transactions and Sharing of Tax Incentives or Subsidies 8-5
Section 8.3.6.6 Pass Through Taxes and Fees. 8-5
Section 8.3.6.7 County Required Insurance Obligation Transfer 8-5

Section 8.3.6.8 Additional Electronic Communication Items....8-6
Section 8.3.6.9 Special Handling Costs for Special Waste Processing....8-6
Section 8.3.6.10 Shortfall in Initial Equipment or Spare Parts....8-6
Section 8.3.6.11 Extended Maintenance Plan....8-6
Section 8.4 Adjustments....8-6
Section 8.4.1 Liquidated Damages, Penalties or other Fees and Costs....8-7
Section 8.4.1.1 County Security System Maintenance Costs and Capacity Utilization, On-Line Availability and Steaming Rate Limitation Liquidated Damages....8-7
Section 8.4.1.2 Residue Particle Size Guarantee Adjustment....8-7
Section 8.4.1.3 Plus Five Separation System Availability Guarantee Adjustment....8-7
Section 8.4.1.4 Residue Quality Guarantee Adjustment....8-8
Section 8.4.1.5 Liquidation Damages – Generally....8-8
Section 8.4.2 Violation of Residue and Recovered Materials Management Plan....8-8
Section 8.4.3 County's Cost to Cure....8-8
Section 8.4.4 Inventory Settlement....8-9
Section 8.4.5 Failure to Meet Ferrous Metal Recovery Guarantee or the Non-Ferrous Metal Recovery Guarantee, or both, as a result of a Performance Test....8-9
Section 8.4.6 DEP Fees, Fines, Administrative Actions, Notices of Violations and Lawsuits.8-9
Section 8.4.6.1 Fines and Penalties Caused by the Contractor....8-9
Section 8.4.6.2 Fines and Penalties Caused By Force Majeure or County Fault....8-10
Section 8.4.7 Withholding....8-11
Section 8.4.7.1 Failure to Make Submittals....8-11
Section 8.4.7.2 Failure to Timely Cure items identified on the Consulting Engineer's Inspection Report....8-11
Section 8.4.7.3 Failure to Timely Complete the Extended Maintenance Projects....8-12
Section 8.4.7.4 Failure to Comply With Schedules....8-12
Section 8.4.8 Scale Record True-Up....8-13
Section 8.4.9 Reserved....8-13
Section 8.5 Service Fee Invoices; Method of Payment....8-13
Section 8.5.1 Monthly Invoice....8-13
Section 8.5.2 Payment to Contractor....8-14
Section 8.5.3 Payment to County....8-14
Section 8.5.4 Dispute....8-15
Section 8.5.5 Reasonable Estimate of the Aggregate Service Fee....8-15
Section 8.5.6 Limitation on County Payments to the Contractor....8-15

Section 8.6 Annual True-Up; Reconciliation. 8-16
Section 8.6.1 True-Up of the Adjustment Factor 8-16
Section 8.6.2 Annual Reconciliation. 8-16
Section 8.6.2.1 Annual Processing Guarantee Shortfall Damages 8-16
Section 8.6.2.2 Base Delivery Amount of Shortfall Damages 8-17
Section 8.6.2.3 Annual Electric Energy Recovery Guarantee Damages 8-19
Section 8.6.2.4 Annual Ferrous Metal and Non-Ferrous Metal Recovery System Availability Guarantee Damages. 8-19
Section 8.6.2.5 Excess Reagent and/or Utility Usage. 8-20
Section 8.6.2.6 HHV Adjustment Amount 8-20
Section 8.6.2.7 Invoicing And Payments of Annual Reconciliation. 8-20
Section 8.7 Projects and Additional Services 8-21
Section 8.7.1 Proposal Costs. 8-21
Section 8.7.2 Payment for Costs of Projects and Additional Services. 8-21
Section 8.8 Project and Additional Service Invoices; Method of Payment 8-22
Section 8.8.1 Invoice 8-22
Section 8.8.2 Payment to Contractor 8-22
SECTION 9 FORCE MAJEURE AND COUNTY FAULT 9-1
Section 9.1 Force Majeure. 9-1
Section 9.1.1 Contractor Declared Force Majeure 9-2
Section 9.1.2 County Declared Force Majeure. 9-4
Section 9.2 Curtailment of Deliveries of Processible Waste Due to Force Majeure. 9-4
Section 9.3 County Fault 9-6
SECTION 10 FACILITY PROJECTS 10-1
Section 10.1 Removal of the Impact of a Force Majeure or County Fault 10-1
Section 10.1.1 Contractor Work Relative to the Removal of the Impact of a Force Majeure or County Fault 10-1
Section 10.1.2 Third Party Work Relative to the Removal of the Impact of a Force Majeure or County Fault 10-3
Section 10.2 Discretionary Additional Services and Projects. 10-4
Section 10.3 Design. 10-7
Section 10.4 Contractor Projects. 10-8
Section 10.5 Design and Construction Monitoring of Projects. 10-9
Section 10.6 Extended Maintenance Plan. 10-10
Section 10.6.1 Schedule 19 Projects 10-10

Section 10.6.2 County Authority to Approve EMP Projects....10-10
Section 10.6.3 Scope of Work for EMP Projects....10-11
Section 10.6.3.1 Preparation of Scope of Work....10-11
Section 10.6.3.2 Master Schedule....10-11
Section 10.6.4 Effect of Equipment Service Life on EMP Pricing....10-12
Section 10.6.5 Dispute Resolution Regarding EMP Projects....10-13
Section 10.6.6 Reserved....10-13
Section 10.6.7 Reserved....10-13
Section 10.6.8 Reserved....10-13
Section 10.6.9 Reserved....10-13
Section 10.7 Project Completion and Acceptance; Payment for Projects....10-13
Section 10.7.1 Project Completion and Acceptance....10-13
Section 10.7.2 Plans, Specifications, Operation and Maintenance Manuals and Drawings 10-14
Section 10.8 Payment for Projects....10-14
Section 10.8.1 Payment for EMP Projects....10-15
Section 10.8.2 Payment for EMP Projects....10-15
SECTION 11 INDEMNIFICATION, LIMITATION OF LIABILITY, INSURANCE AND SECURITY 11-1
Section 11.1 Contractor Indemnification....11-1
Section 11.2 Limitation and Liability of Exclusion of Consequential Damages....11-3
Section 11.2.1 For the Contractor....11-3
Section 11.2.2 For the County....11-4
Section 11.3 Insurance Requirements....11-5
Section 11.3.1 Obligation to Secure, Maintain and Pay for Insurance Coverage....11-5
Section 11.3.1.1 Insurance Obligations of the Contractor....11-5
Section 11.3.1.2 Insurance Obligations of the County....11-7
Section 11.3.1.3 Contractor Insurance Monitoring Requirements....11-7
Section 11.3.2 Insurance Deductibles....11-9
Section 11.3.3 Duty to Maintain Insurance....11-9
Section 11.3.4 Continuous Coverage....11-10
Section 11.3.5 Insurance Requirements Generally....11-10
Section 11.3.5.1 Policies of Insurance; Certificates as Evidence of Insurance....11-10
Section 11.3.5.2 County Right to Secure Alternative Insurance....11-11
Section 11.3.5.3 Waiver of Subrogation....11-12

Section 11.3.5.4 Financial Security Requirement/Rating. 11-12
Section 11.3.5.5 Carrier Renewal and Cancellation Notification. 11-13
Section 11.3.5.6 Named Insured and Additional Insured. 11-13
Section 11.3.5.7 Project Coverage..... 11-14
Section 11.3.5.8 Compliance Mechanisms..... 11-14
Section 11.3.5.9 No Personal Liability..... 11-15
Section 11.3.5.10 Disposition of Insurance Proceeds..... 11-15
Section 11.3.5.11 Non-Recourse Against County 11-16
Section 11.3.5.12 No Representation of Coverage Adequacy 11-16
Section 11.3.5.13 Authorization and Licensing of Agent 11-16
Section 11.3.5.14 Verification of Pass Through Costs..... 11-17
Section 11.3.5.15 Submittals to County's Authorized Representative..... 11-17
Section 11.3.5.16 ACORD Form Compliance..... 11-17
Section 11.3.5.17 Insurance Required for Section 10 Projects..... 11-17
Section 11.4 Security Instruments. 11-18
Section 11.4.1 Aggregate Amount; Requirements..... 11-18
Section 11.4.2 Performance Bond. 11-19
Section 11.4.3 Letters of Credit..... 11-20
Section 11.4.4 Project Performance and Payment Bonds..... 11-21
Section 11.5 Guaranty 11-22
Section 11.6 Audits..... 11-22
SECTION 12 EVENTS OF DEFAULT 12-1
Section 12.1 Remedies for Default..... 12-1
Section 12.2 Events of Default by the Contractor 12-1
Section 12.2.1 Failure or Refusal to Perform 12-1
Section 12.2.2 Failure or Refusal to Make Payment 12-2
Section 12.2.3 Accumulation of Withholdings..... 12-2
Section 12.2.4 Failure to Maintain Security Obligations..... 12-2
Section 12.2.5 Failure to Maintain Solvency..... 12-2
Section 12.2.6 Guarantor Default Under the Guaranty..... 12-4
Section 12.2.7 Untrue Representation or Warranty..... 12-4
Section 12.2.8 Failure of the Senior Executive Officer to Appear Before Board. 12-4
Section 12.2.9 Failure to Maintain Compliance with Power Purchase Agreement(s) 12-4
Section 12.3 Events of Default by the County..... 12-4

Section 12.3.1 Failure or Refusal to Perform 12-4
Section 12.3.2 Failure or Refusal to Make Payments. 12-5
Section 12.3.3 Failure to Maintain Insurance. 12-5
Section 12.4 Default Notice 12-5
SECTION 13 TERMINATION 13-1
Section 13.1 Termination by the County 13-1
Section 13.1.1 Contractor Event of Default 13-1
Section 13.1.2 Termination Damages 13-2
Section 13.1.3 Sole and Exclusive Remedy 13-2
Section 13.1.4 Transition Assistance 13-2
Section 13.2 Termination by the Contractor 13-3
Section 13.2.1 County Event by Default 13-3
Section 13.2.2 Sole and Exclusive Remedy 13-5
Section 13.3 Termination for Force Majeure. 13-5
Section 13.3.1 Sole and Exclusive Remedy 13-6
Section 13.4 Termination for Fiscal Non-Funding. 13-6
Section 13.4.1 Sole and Exclusive Remedy 13-7
Section 13.5 Manner of Payment Upon Termination. 13-8
Section 13.6 Obligation of Contractor to Grant License and Supply Proprietary Information to the County and Assignment of Contracts on Termination or Expiration of the Term 13-8
Section 13.7 Transfer of Operations on Termination. 13-10
Section 13.8 Resumption of Operation. 13-10
SECTION 14 RESOLUTION OF DISPUTES 14-1
Section 14.1 Procedure. 14-1
Section 14.2 Procedure for Referral and Decision 14-2
Section 14.2.1 Mediator Referral and Decision 14-2
Section 14.2.2 Independent Engineer Referral and Decision. 14-2
Section 14.3 Selection of the Mediator and the Independent Engineer 14-2
Section 14.3.1 Selection of Mediator 14-2
Section 14.3.2 Selection of the Independent Engineer 14-3
Section 14.4 Obligation to Continue to Perform 14-4
SECTION 15 MISCELLANEOUS 15-5
Section 15.1 Term 15-5
Section 15.1.1 Extension of Term 15-5
Section 15.1.2 Period of Extension of Term Discussions. 15-5

Section 15.2 Assignment and Control.....15-5
Section 15.2.1 Assignment.....15-5
Section 15.2.2 Control.....15-6
Section 15.3 Transition Plan.....15-7
Section 15.4 Industrial Property Rights.....15-8
Section 15.5 Relationship of the Parties.....15-9
Section 15.6 Confidential Information.....15-10
Section 15.7 Subcontractors.....15-11
Section 15.8 Authorized Representatives.....15-13
Section 15.9 Notices.....15-13
Section 15.10 Entire and Complete Agreement.....15-14
Section 15.11 Binding Effect.....15-15
Section 15.12 Governing Law.....15-15
Section 15.13 Labor Relations.....15-15
Section 15.14 Waiver.....15-15
Section 15.15 Representations.....15-16
Section 15.15.1 Representations of the County.....15-16
Section 15.15.2 Representations of Contractor.....15-18
Section 15.16 Headings.....15-20
Section 15.17 Counterparts.....15-21
Section 15.18 Amendment.....15-21
Section 15.19 Severability.....15-21
Section 15.20 Further Assurances.....15-21
Section 15.21 Interest on Payments.....15-21
Section 15.22 Payment Disputes.....15-22
Section 15.23 Liability of Officers and Employees.....15-22
Section 15.24 Pledge of Credit.....15-22
Section 15.25 Third Party Beneficiary.....15-23
Section 15.26 Survivability.....15-23
Section 15.27 No Conflict of Interest.....15-23
Section 15.28 Change in Law Compensation.....15-23
Section 15.29 Utility Services and Non-Interference.....15-23
Section 15.30 Community Investment Commitment.....15-23

LIST OF SCHEDULES

Schedule 1	Description of the Facility and Facility Site
Schedule 2	Performance Guarantees
Schedule 3	Performance Calculations and Test Procedures
Schedule 4	Determination of Processible Waste Higher Heating Value
Schedule 5	Adjustment Factor
Schedule 6	Reporting Requirements
Schedule 7	Utility and Reagent Utilization Allowances
Schedule 8	Form of Performance Bond
Schedule 9	Form of Irrevocable Letter of Credit
Schedule 10	Guaranty
Schedule 11	Insurance
Schedule 12A	Form of Contractor's Monthly Invoice
Schedule 12B	Form of Contractor's Projects and Additional Services Invoice
Schedule 12C	Form of Contractor's Annual Reconciliation Invoice
Schedule 13	Staffing Plan
Schedule 14	County Permits
Schedule 15	Non-Processing Maintenance and Customer Service Standards
Schedule 16A	Initial Spare Parts and Equipment List
Schedule 16B	Critical Spare Parts List
Schedule 17	Transition Plan
Schedule 18	Design and Construction Monitoring and Review
Schedule 19	Extended Maintenance Plan
Schedule 20	County's Minimum Water Quality Delivery Standards
Schedule 21	Form of Affidavit and Release
Schedule 22	Codes and Standards
Schedule 23	Disclosures
Schedule 24	Diverted Waste Contractor Fault Determination Diagram

SERVICE AGREEMENT

THIS SERVICE AGREEMENT (this "Agreement" or this "Service Agreement") is made and entered into as of this First Day of January, 2026, by and between FCC Environmental Services, LLC, a Delaware limited liability company, having its principal place of business at 460 Wildwood Forest Drive, Suite 100, Spring, TX 77380 and authorized to do business in the State (the "Contractor"), and **PINELLAS COUNTY, FLORIDA** (the "County"), a political subdivision of the State of Florida, acting by and through its Board of County Commissioners. The Contractor or the County or both may be referred to herein as the "Party" or the "Parties", as the context of the usage of such term may require. Capitalized terms used in this Agreement shall have the respective meanings assigned to such terms in Section 2 of this Agreement.

RECITALS

WHEREAS, the County owns a mass burn, resource recovery Facility and currently contracts with a private operator to manage, operate and maintain the Facility pursuant to that certain Service Agreement dated January 1, 2014, as amended (the "Prior Agreement"), that is scheduled to expire on December 31, 2025, unless terminated earlier pursuant to its terms;

WHEREAS, the County issued a Request for Qualifications on November 21, 2024 ("RFQ") for the purpose of soliciting companies possessing the qualifications and experience specified in such RFQ to receive and respond to a request for proposals for the management, operation, repair and maintenance of the Facility;

WHEREAS, the Contractor was notified by the County that it was a Qualified Respondent and was invited to receive a request for proposals dated and issued on March 31, 2025 ("RFP"), and participate in the procurement process, together with the other Qualified Respondents;

WHEREAS, the Contractor, together with the other Qualified Respondents, participated a mandatory Pre-Conference meeting relative to the RFP documents, including draft service agreement relative to the management, operation, repair or replacement and maintenance of the Facility;

WHEREAS, the Contractor, in response to the final RFP, submitted its pricing with respect to such and their finalized proposed Service Agreement;

WHEREAS, after negotiations the County has selected the Contractor, in reliance on (a) the Contractor's submissions and representations in response to the RFQ and (b) the Contractor's proposal in response to the final RFP and the negotiated and finalized Service Agreement dated September 19, 2025;

WHEREAS, the County desires to engage the services of the Contractor to perform management, operation, Repair or Replacement and maintenance of the Facility in accordance with the terms and conditions of this Service Agreement, and the Contractor desires to perform such services under such terms and conditions for the compensation provided herein; and

WHEREAS, on or prior to the Contract Date, the Guarantor shall have executed and delivered the Guaranty set forth in Schedule 10 (Guaranty) to the County's Authorized Representative to guaranty the Contractor's performance of its obligations under this Agreement.

NOW, THEREFORE, in consideration of the mutual promises and covenants of each to the other contained in this Agreement and other good and valuable consideration, the receipt and sufficiency of which is hereby acknowledged, the Contractor and the County do hereby covenant and agree as follows:

SECTION 1

THE SERVICE AGREEMENT

Section 1.1 Purpose.

The purpose of this Agreement is to define the terms and conditions by which the Contractor shall manage, operate, Repair or Replace and maintain the Facility commencing on the Commencement Date through the Term.

Section 1.2 Effective Date.

This Agreement shall be effective commencing on the Contract Date.

Section 1.3 Cooperation.

The Parties shall act in good faith, cooperate and exercise all reasonable efforts in the performance of their respective obligations and exercise of their respective rights under this Agreement to facilitate the timely and effective implementation of this Agreement. The Parties also agree in good faith to resolve di sputes, if any, in an equitable and timely manner so as to avoid, where feasible, the need for more formal resolution.

Section 1.4 Entire Agreement.

The following Schedules are attached to and made a part of this Agreement:

SCHEDULES

Schedule 1	Description of the Facility and Facility Site
Schedule 2	Performance Guarantees
Schedule 3	Performance Calculations and Test Procedures
Schedule 4	Determination of Processible Waste Higher Heating Value
Schedule 5	Adjustment Factor
Schedule 6	Reporting Requirements
Schedule 7	Utility and Reagent Utilization Allowances
Schedule 8	Form of Performance Bond

Schedule 9	Form of Irrevocable Letter of Credit
Schedule 10	Guaranty
Schedule 11	Insurance
Schedule 12A	Form of Contractor's Monthly Invoice
Schedule 12B	Form of Contractor's Projects and Additional Services Invoice
Schedule 12C	Form of Contractor's Annual Reconciliation Invoice
Schedule 13	Staffing Plan
Schedule 14	County Permits
Schedule 15	Non-Process Maintenance and Customer Service Standards
Schedule 16A	Initial Spare Parts and Equipment List
Schedule 16B	Critical Spare Parts List
Schedule 17	Transition Plan
Schedule 18	Design and Construction Monitoring and Review
Schedule 19	Extended Maintenance Plan
Schedule 20	County's Minimum Water Quality Delivery Standards
Schedule 21	Form of Affidavit and Release
Schedule 22	Codes and Standards
Schedule 23	Disclosures
Schedule 24	Diverted Waste Contractor Fault Determination Diagram

This Agreement, including the recitals hereto and the foregoing Schedules, constitutes the entire Agreement, and the Parties agree that the terms, conditions and provisions of this Agreement, inclusive of the Schedules, and any amendments that may arise as a result of the terms and conditions of this Agreement, shall govern the obligations of the Parties with respect to the management, operation, Repair or Replacement and maintenance of the Facility and the Facility Site. To the extent that there is any conflict or inconsistency between the provisions of the body of this Agreement and the provisions of any Schedule, the body of this Agreement shall govern and control.

To the extent the RFQ or the RFP, or both, or any attachments thereto, including the draft service agreement, are inconsistent with this Agreement, including all Schedules thereto and any amendments to this

Agreement or the Schedules, or both, this Agreement, including all Schedules thereto and any amendments to the same shall govern and control.

SECTION 2

DEFINITIONS

Section 2.1 Definitions.

The following are definitions of certain terms used in this Agreement:

"Acceptable Operating Condition" shall mean Equipment that (a) is functional, (b) meets applicable industry minimum Codes and Standards, or is normally grandfathered in because it does not meet Codes and Standards that were updated but it did not need to be replaced at such time, (c) is not beyond the OEM's stipulated useful life, (d) is supported either by the OEM or after-market suppliers, and (e) may or may not be in need of current Repair or Replacement.

"Adjustment(s)" shall have the meaning attributed to such term pursuant to Sections 8.4.

"Adjustment Factor" has the meaning specified in Schedule 5 (Adjustment Factor).

"Administrative Permit Requirement(s)" shall have the meaning specified in Section 3.7.1.

"Affiliate" means a corporation or other business entity controlled by, controlling or under common control, directly or indirectly with, the Contractor.

"Agreement" shall have the meaning set forth in the opening paragraph of Service Agreement identifying the Parties hereto which includes all Schedules and properly authorized written amendments, if any, thereto.

"Allowance" or "Allowances" shall mean, collectively, all Utility and Reagent allowances defined in Schedule 7 (Utility and Reagent Utilization Allowances).

"Annual Processing Guarantee" means the quantity of Processible Waste that the Facility is guaranteed by the Contractor to accept and Process in any Billing Year as specified in Schedule 2 (Performance Guarantee), pro rata for a Billing Year less than a full twelve (12) Months.

"Applicable Law(s)" means every applicable federal, State, County, or local law, code (including Codes and Standards), rule, constitution, mandate, statute, regulation, ordinance, municipal charter provision, order, decree, Permit, license, judgment, or other governmental requirement or resolution, the common law arising from final, non-appealable decisions of Governmental Authorities in the United States, and any interpretation or administration of any of the foregoing by any Governmental Authority, which applies to the services or obligations, or both, of either Party under this Agreement, whether now or hereafter in effect.

"As-Built Drawings" means the as-built or record drawings that reflect the actual conditions of the Work as constructed or installed (a) as part of any Project implemented under this Agreement, (b) as a Repair or Replacement or (c) as a change to the Facility pursuant to Section 10, as the same are performed by or through the Contractor pursuant to this Agreement.

"Audited Financial Statements" means a balance sheet, income statement and statement of changes in financial position for the Guarantor's applicable fiscal year, in each case prepared in accordance with generally accepted accounting principles ("GAAP"), consistently applied or any internationally accepted principles or standards replacing or intending to replace GAAP, and audited by a nationally or regionally recognized firm of independent certified public accountants in accordance with generally accepted auditing standards ("GAAS") in the United States and accompanied by such firm's written audit opinion to the effect that such statements fairly present the Guarantor's financial position and the results of operations set forth therein.

"Authorized Representative(s)" means the County's Authorized Representative and/or the Contractor's Authorized Representative as the context of the usage of such term may require, as such Authorized Representative is designated pursuant to Section 15.8.

"Average Recovered Materials Revenues" shall mean the quotient determined by dividing (a) the aggregate amount of all Net Revenues for Recovered Materials recovered and sold by the Contractor during

the preceding twelve (12) consecutive Billing Months on a rolling basis (or such shorter time period if less than twelve (12) Billing Months) by (b) the number of Tons of Recovered Materials recovered and sold by the Contractor during the preceding twelve (12) consecutive Billing Months on a rolling basis (or such shorter time period if less than twelve (12) Billing Months).

"Base Delivery Amount" means, with respect to the first full Billing Year, eight hundred and fifty thousand (850,000) Tons of Processible Waste and, with respect to each subsequent full Billing Year, eight hundred and sixty thousand (860,000) Ton of Processible Waste. For any Billing Year that is less than a full twelve (12) Months, a pro rata portion of such amount based on the number of Months in the Billing Year.

"Best Evaluated Bidder" means a bidder that the Contractor and the County or its Consulting Engineer, each acting reasonably, has determined (a) is willing to perform the work with respect to which such bidder has competitively bid, (b) is capable and qualified to perform such work through demonstrated experience, (c) has a proven record of producing a quality product and delivering the same in a timely manner, (d) whose price is competitive, if not the lowest evaluated price bid, and (e) whose terms and conditions for contract are reasonably acceptable to the Contractor and the County or its Consulting Engineer.

"Billing Month" means each calendar month in each Billing Year, except that (a) the first Billing Month shall begin on the Commencement Date and end at the end of the last Day of the month in which such Commencement Date occurs and (b) the last Billing Month shall end concurrently with the end of the Term, or, as applicable, the date of termination of this Agreement.

"Billing Year" means a Fiscal Year, except that (a) the first Billing Year shall commence on the Commencement Date and end at the end of the Fiscal Year in which the Commencement Date occurred and (b) the last Billing Year shall end concurrently with the end of the Term or, as applicable, the date of termination of this Agreement.

"Board of County Commissioners" means the Board of County Commissioners of Pinellas County,

Florida, which is the governing body of the County.

"Boiler Availability" means the percentage of on-line availability of each of the three (3) Facility boiler units as determined and reported to the County on a Monthly basis but applied, for purposes of the application of this definition, on the basis of a twelve (12) Month rolling average, which shall be calculated for the previous twelve (12) Month period as follows: (a) the total number of hours in the previous twelve (12) Month period the boiler either (1) operated, (2) was capable of being operated or (3) if incapable of being operated, could be returned to service and be capable of being operated within one (1) hour, divided by (b) the total number of hours in the previous twelve (12) Months, with the quotient calculated pursuant to (a) and (b), multiplied by (c) one hundred (100). The foregoing calculation shall be performed on a boiler unit by boiler unit basis. The three boiler unit percentages shall then be averaged to determine the Facility's on-line boiler percentage availability for such previous twelve (12) Month period. Boiler availability measurement and calculation shall be regardless of whether Processible Waste is received and available to be Processed. For purposes of Section 8.4.l and 12.2.9, the minimum Boiler Availability percentage to be achieved shall be eighty-five percent (85%).

For clarity purposes: (a) a boiler unit undergoing maintenance that cannot be completed within one (l) hour is not considered to be available and (b) the number of hours in a Month during which there is a major turbine generator outage which turbine generator is fed steam generated by the particular boiler shall not be counted.

"Btu" means British thermal unit.

"Business Day" means each Monday, Tuesday, Wednesday, Thursday and Friday, which is not a Legal Holiday.

"Carbon Utilization Allowance" shall have the meaning specified in Schedule 7 (Utility and Reagent Utilization Allowances).

"Change(s) in Law" means either (a) the enactment, adoption, promulgation, modification or repeal,

after the Proposal Date, of any Applicable Law or any change in interpretation thereof by any Governmental Authority, including, without limitation, the imposition of tariffs or duties by statute, regulation, or executive order (including any executive order issued after 20 January 2025); provided that, with respect to tariffs or duties imposed on imported goods, the Contractor shall only be entitled to relief where it has made commercially reasonable efforts to source such goods from domestic suppliers on equivalent terms, or (b) the imposition, after the Proposal Date, of any conditions on the issuance, modification or renewal of any Permit that, in the case of either (a) or (b), (1) affects the Contractor's performance of the Work,
(2) increases the Contractor's costs to perform the Work, (3) affects the County's performance of its obligations hereunder or (4) increases the County's costs to perform such obligations, by establishing, in the case of (1), (2), (3) or (4), requirements that are more burdensome than the most stringent requirements:

(i) in effect on the Proposal Date; or

(ii) agreed to by the County and the Contractor in any applications for Permits, other than any requirements set forth in said applications to comply with Applicable Laws.

For purposes of part (a) of this definition, no enactment, adoption, promulgation or modification of any Applicable Law shall be considered a Change in Law if, as of the Proposal Date, such Applicable Law was (x) officially proposed by the responsible Governmental Authority and published in final form in the Federal Register or equivalent federal, State or local publication and thereafter becomes effective without further action or (y) enacted into law or promulgated by the appropriate Governmental Authority before the Proposal Date, and the comment period with respect to which expired on or before the Proposal Date and any required hearings concluded on or before the Proposal Date in accordance with applicable administrative procedures and which thereafter becomes effective without further action.

The enactment into law of (a) any Discriminatory Tax law or (b) any federal, State or local, user fee or assessment, or both, after the Proposal Date, and with respect to clause (b), having application to the Contractor as the operator of the Facility, shall be considered a Change in Law. In no event, however, shall

any other change in tax law (other than the enactment into law of a Discriminatory Tax law), federal, state, local or otherwise, be considered a Change in Law.

"Codes and Standards" means (a) those applicable technical or numerical codes and

standards referenced in this Agreement, including Schedule 22 (Codes and Standards), (b) those applicable codes and standards of technical societies, organizations or associations not otherwise referenced in Schedule 22 (Codes and Standards), and (c) all applicable provisions of all national, state or local established rules for the Work that, in each case, must be adhered to by Contractor by Applicable Law in the performance of the Work. Changes to Codes and Standards after the Proposal Date shall constitute a Change in Law provided such changes meet the requirements of the Change in Law definition.

"Commencement Date" means the date the Contractor commences operation of the Facility, which date shall be the earlier to occur of (a) the date provided by the County in the Notice given to the Contractor to commence operations and maintenance of the Facility, which shall be no sooner than thirty (30) Days following the date of the Notice, or (b) 12:00am, January 1, 2026.

"Communication Plan" shall have the meaning specified in Section 3.33.

"Confidential Information" shall have the meaning set forth in Section 15.6.

"Consulting Engineer(s)" means one or more nationally recognized consulting engineering company(ies) selected and retained by the County with demonstrated experience in the area of waste-to-energy, resource recovery facility construction, operation and maintenance. The County's Authorized Representative shall give the Contractor's Authorized Representative Notice of the name of the County's consulting engineering company(ies) on or about the Contract Date and the name of any replacement consulting engineering company(ies) on or about the time such replacement shall occur during the Term.

"Contract Date" means the date on which this Agreement is executed and delivered by both of the Parties as set forth in the opening paragraph of this Agreement identifying the Parties hereto.

"Contractor" shall have the meaning ascribed to it in the opening paragraph of this Agreement

identifying the Parties hereto.

"Contractor's Authorized Representative" means the Contractor's representative designated pursuant to Section 15.8.

"Contractor Fault" means (a) any breach, failure, nonperformance or noncompliance by the Contractor (including the acts or omissions of a Subcontractor) with the terms and provisions of this Agreement for any reason except to the extent such breach, failure, nonperformance or noncompliance is caused by the occurrence or continuing effect of a Force Majeure or County Fault or (b) any negligence or willful misconduct of the Contractor or any agent, officer, employee or Subcontractor (at any tier) of or to the Contractor, or any or all of the foregoing, which, in the case of (a) or (b) of this definition, (1) prevents or, individually or cumulatively, materially interferes with or materially delays the Contractor's or the County's performance of its obligations, (2) deprives the County of any of its material rights or (3) increases the County's costs of performing its obligations or reduces its revenues, in any case, under this Agreement; provided, however, to the extent such breach, failure, nonperformance or noncompliance by the Contractor with the terms and provisions of this Agreement is addressed in this Agreement, the remedies in this Agreement shall govern.

"Contractor Permit(s)" shall have the meaning specified in Section 3.6.

"Control" or "Controlling" means the possession, direct or indirect, of the power to direct or cause the direction of the management or policies, or both, of the Contractor, the Guarantor, any Affiliate or other Entity relative to the Facility or the Facility Site, or both, or the Contractor's management, operation or maintenance (or any or all of the foregoing of the Facility or the Facility Site, or both,) whether through the ownership of voting securities, or a member or partnership interest, by contract or otherwise.

"Cost Records" shall have the meaning specified in Section 3.15.2.

"Cost Substantiation" means documentation reasonably acceptable to the County provided by the Contractor's Authorized Representative to support any Direct Cost incurred or to be incurred by the

Contractor resulting from the implementation of a Project, Pass Through Cost or other cost identified under this Agreement for which Cost Substantiation must be supplied. Such documentation shall describe the Direct Costs, and shall include a statement identifying in reasonable detail (a) the reason for incurring such Direct Costs, (b) the amount of such Direct Cost, (c) the act, event or condition and Section under this Agreement giving rise to the Contractor's right to incur such Direct Cost and (d) that such Direct Cost is at a fair market value price for the service provided or materials supplied (it being understood that such services or materials may be provided or supplied by an Affiliate). If the County's Authorized Representative does not object, in writing, to any such documentation provided by the Contractor's Authorized Representative within the applicable time period prescribed by the Local Government Prompt Payment Act, such Direct Costs shall be deemed accepted by the County and shall be payable in accordance with the terms of this Agreement. With respect to Direct Costs incurred by the Contractor, the amount shall be increased to provide for the payment of a Markup only when expressly authorized pursuant to the terms of this Agreement (by the addition of the term "inclusive of Markup"). Any documentation provided by the Contractor's Authorized Representative shall include copies of all invoices or charges, together with any additional documentation of such costs or expenses incurred which the County deems reasonably necessary, in accordance with GAAP, to verify the amount of such costs and expenses and to demonstrate the basis for the amount claimed. The County reserves the right to have such documentation audited by the County or a third party auditing firm, in either case, at the County's sole cost and expense.

"Cost to Cure" has the meaning set forth in Section 6.4.

"County" shall have the meaning ascribed to it in the opening paragraph of this Agreement identifying the Parties hereto.

"County Administrator" shall have the meaning specified in the Pinellas County Charter.

"County's Authorized Representative" means the County's representative designated pursuant to Section 15.8.

"County Fault" means (a) any breach, failure, nonperformance or noncompliance by the County with the terms and provisions of this Agreement for any reason except to the extent such breach, failure, nonperformance or noncompliance is caused by the occurrence or continuing effect of a Force Majeure or Contractor Fault or (b) any negligence or willful misconduct of the County or any agent, officer, commissioner, employee, contractor, subcontractor at any tier or independent contractor (including, without limitation, the Consulting Engineer) of the County which, in the case of (a) or (b) of this definition, (1) prevents or, individually or collectively, materially interferes with or materially delays the County's or the Contractor's performance of its obligations, (2) deprives the Contractor of any of its material rights or (3) increases the Contractor's costs of performing the Work or reduces its revenues, in any case, under this Agreement; provided, however, to the extent such breach, failure, nonperformance or noncompliance by the County with the terms and provisions of this Agreement is addressed in this Agreement, the remedies in this Agreement shall govern.

"County's Director of Risk Management" means the director of risk management for the County and his or her successor as such successor, including any successor position or title, is determined by the County Administrator.

"County Permits" shall have the meaning specified in Section 3.6 and Schedule 14 (County Permits).

"County Plan(s)" means those Solid Waste Operations Hurricane Preparedness Plan and the All Hazards Emergency Response Plans, as the same may be amended, modified or supplemented from time to time by the County.

"Critical Spare Parts" means those Spare Parts required to be maintained at the Facility at all times, in the quantity and type specified on the Critical Spare Parts List.

"Critical Spare Parts List" means the list attached hereto as Schedule 16B which may be revised as needed in accordance with Section 3.14.

"Cure," "Cures," "Cured" or "Curing" means any Repair or Replacement, change, modification, reconstruction, cure, remedy or correction to or on the Facility.

"Customer Service Standards" means those standards specified in Schedule 15 (Non- Process Maintenance and Customer Service Standards).

"Day" means a calendar day of time, beginning at midnight in the eastern time zone of the United States coinciding with the calendar day, whether or not a Sunday or Legal Holiday.

"Demobilization" means, upon the Contractor's termination pursuant to Sections 13.2.1 and 13.4, the removal of the Contractor's personal equipment (as opposed to Equipment) from the Facility Site. In no event shall "Demobilization" include any activities associated with the termination, transfer, travel, meals, lodging or similar activities regarding the Contractor's employees, the employees of the Guarantor or any affiliate, or both or any subcontractor.

"DEP" means the Florida Department of Environmental Protection and any successor.

"Direct Costs" means, in connection with any cost or expense incurred by the Contractor, the sum of:

(a) the incremental costs for each of the Contractor's or its Affiliates' employees whose work location for any Day is not the Facility Site but for such Day it is changed to the Facility Site, the incremental costs of the Contractor's or Affiliates' payroll for such Contractor's or Affiliates' employees based on the hours worked on the services directly related to the performance of the Work for which Direct Costs are to be applied pursuant to this Agreement; plus

(b) for each of the Contractor's or its Affiliates' employees whose daily work location is the Facility Site, the incremental costs of the Contractor's or Affiliates' payroll for such Contractor's or Affiliates'

employees based on the hours worked on the services directly related to the performance of the Work for which Direct Costs are to be applied pursuant to the terms of this Agreement; plus

(c) the sum of payments of reasonable costs to Subcontractors necessary to and in connection with the performance of the Contractor's Work for which Direct Costs are to be applied; plus

(d) the actually incurred costs of Equipment, equipment (other than Equipment), materials, direct rental costs and supplies purchased by the Contractor relative to the Contractor's Work for which Direct Costs are to be applied pursuant to this Agreement (Equipment and equipment [other than Equipment] manufactured or furnished by and services, materials and supplies furnished by the Contractor or its Affiliates [to the extent permitted under this Agreement] shall be considered purchased materials at their actual invoice cost, provided such cost is an arm's length fair market value cost for incorporation into or exclusive use at or relative to the Facility); plus

(e) subject to Applicable Law, the actual costs of travel and subsistence reasonably incurred by any employee of the Contractor performing the Contractor's Work for which Direct Costs are to be applied. subject to Applicable Law, the actual costs of travel and subsistence reasonably incurred by any employee of the Contractor performing the Contractor's Work for which Direct Costs are to be applied.

In the case of the preceding clauses (a) and (b) of the definition of "Direct Costs", the costs of the Contractor's payroll shall consist of (i) the incremental or allocable portion of compensation and fringe benefits, including vacation, sick leave, holidays, retirement, worker's compensation insurance and employer's liability insurance, in each case, not otherwise provided by the Contractor pursuant to the provisions of Section 11.3 and Schedule 11 (Insurance), (ii) federal and State unemployment taxes, and (iii) all medical and health insurance benefits excluding retirees medical and health benefits. Direct Costs shall be based on actual costs or a County approved rate schedule.

This definition shall be applicable whenever this term is identified in this Agreement unless the Parties shall otherwise agree in writing. Further, in no event shall the Contractor's Direct Costs be duplicative of any

other definition or provision for payment by the County of any of the itemized costs specified in this definition.

"Director" means the Director of the Solid Waste Department of the Pinellas County Solid Waste Department and his or her successor.

"Discriminatory Tax(es)" shall mean a tax imposed on the Contractor by any federal, State or local Governmental Authority having taxing jurisdiction over the Contractor which tax is imposed on the Contractor because of the Contractor's operation of the Facility which tax is not levied consistently on other businesses based on operation.

"Diverted Waste" means Processible Waste delivered by or on behalf of the County, or attempted to be delivered by or on behalf of the County, for Processing which Processible Waste is not accepted or Processed due to Contractor Fault in accordance with Section 7.1.1.

"Economic Benefit" means the financial value to an Entity relating to an Emission Purchase and Sale Transaction, whether taking the form of cash, credits or other financial instruments, less any and all actual and verifiable costs incurred by such Entity to the extent such costs are directly attributable to the administration of reasonable activities associated with, and necessary for, the realization and receipt of such financial value.

"Electric Capacity" means electric capacity as may be expressed in terms of KW or MW.

"Electric Energy" means electric energy as may be expressed in terms of kWh or MWH.

"Electric Energy Recovery Guarantee" shall have the meaning specified in Schedule 2 (Performance Guarantee).

"Electric Utility" means Duke Energy of Florida, and such other electric utilities, Power Broker or other Entities with whom the County contracts or makes arrangements for the provision or purchase, or both, of (a) electricity to or from the Facility, (b) Environmental Attributes, (c) Renewable Energy Benefits, (d)

Renewable Energy Production Incentives, (e) Production Tax Credits, (f) Economic Benefits or (g) other similar benefits, credits, subsidies, incentives or payments.

"Emergency" or "Emergencies" means an incident requiring immediate action on the part of the Contractor, or as necessary and appropriate, the County or other Entity, that if not immediately addressed and Cured, may reasonably be expected to result in: (a) imminent and substantial damage, injury or loss (1) on or to the Facility or (2) to the safety, health or welfare of Entities at, or in the vicinity of, the Facility or (b) a potential violation of a Permit.

"Emergency Plan" shall have the meaning identified in Section 3.8.

"Emission Purchase and Sale Transaction(s)" means the purchase, sale, lease, forward sale, option, derivative, swap or other arrangement of any kind for (a) the transfer of title and ownership of any amount of Environmental Attributes or Renewable Energy Benefits or (b) the exchange, hedge, purchase, sale or transfer of any financial instrument whose underlying leases are Environmental Attributes or Renewable Energy Benefits.

"Entity" or "Entities" means without limitation, any individual, person, firm, corporation, company (including limited liability), partnership (including general and limited), joint venture, association, joint-stock company, trust (including business trusts), unincorporated organization, Governmental Authority, and other entities.

"Environmental Attributes" shall mean any existing or future certificate, offset, credit, allowance, permit, green tag, derivative or other tradable and transferable indicia, howsoever entitled, created, represented, registered, generated, issued, allocated or otherwise required or recognized (or both) by any Entity under Applicable Law, representing, on a per unit CO2e basis, any measurable aspect, claim, characteristic or benefit identified, attributed to, required for, or associated with (a) the collection, sorting, Processing or incineration of Solid Waste at the Facility (or any or all of the foregoing) or (b) the generation

of a quantity of Electric Energy by the Facility using Solid Waste as a generation feedstock. An Environmental Attribute includes one or more of the following: (1) the right to emit one (1) CO2e Ton of a Greenhouse Gas; (2) the direct or avoided reduction in any Greenhouse Gas, chemical, or other substance; (3) avoided water use; (4) improved air quality; (5) as otherwise defined by any Entity; or (6) as agreed to in writing by the Parties.

"Environmental Law" means any federal, state or local law, statute, ordinance, rule, regulation, code, order, permit, decree, judgment or other legal requirement, whether existing as of the Commencement Date or enacted thereafter, relating to pollution, protection of the environment, natural resources, human health or safety (to the extent relating to exposure to hazardous substances), including, without limitation, the Resource Conservation and Recovery Act (RCRA), the Comprehensive Environmental Response, Compensation, and Liability Act (CERCLA), the Clean Air Act, the Clean Water Act and all similar state and local laws.

"Environmental Liability" means any liability, loss, cost, claim, fine, penalty, remediation, or expense arising from contamination, release of hazardous substances, or non-compliance with Environmental Law existing prior to the Commencement Date or caused by a third party other than the Contractor.

"Environmental Market Management Services" shall have the meaning identified in Section 3.30.

"Environmental Regulations Performance Guarantee" means the environmental compliance guarantee specified in Schedule 2 (Performance Guarantees).

"EPA" means the United States Environmental Protection Agency and any successor.

"Equipment" means all equipment and property constituting part of the Facility, including operating and Processing equipment, communication devices, and computer hardware and software in use as of the Commencement Date, or procured or provided on or after the Commencement Date through the Term by the Contractor or the County pursuant to this Agreement for use at, on or associated with the Facility. Equipment shall not include Rolling Stock, hand tools, office equipment or stand alone, personal computer hardware or software, or both, to the extent that such personal computer hardware or software, or both, is not necessary for

the management, operation and maintenance of the Facility.

"Estimated Value" shall have the meaning specified in Section 3.14.

"Event of Default" shall have the meaning specified in Section 12.

"Extended Maintenance Plan" or "EMP" shall mean those capital and other projects identified in and to be, as applicable, designed, constructed, installed and tested in accordance with the terms, conditions and timeframes specified in Schedule 19 (Extended Maintenance Plan) and Section 10.6, but for the avoidance of doubt excluding any Legacy Punch List Items (Schedule 19, Part B), unless and until such items are separately directed by the County as a Project under Section 8.7.

"FAC" means the Florida Administrative Code, as the same may be amended, supplemented, replaced or superseded.

"Facility" means the Facility as described in Schedule 1 (Description of the Facility and Facility Site) and all Repairs or Replacements, improvements and changes thereto.

"Facility Manager" means that individual designated by the Contractor pursuant to the Staffing Plan who shall manage and supervise the Work and shall serve as a Contractor liaison with the County.

"Facility Site" means the area as defined and depicted in Schedule 1 (Description of the Facility and Facility Site).

"Ferrous Metal(s)" means magnetic metals contained in Residue.

"Ferrous Metal Recovery Guarantee" shall have the meaning specified in Schedule 2 (Performance Guarantees).

"Ferrous Metal Recovery System Availability Guarantee" shall have the meaning specified in Schedule 2 (Performance Guarantees).

"Final Ongoing Punch List Items" shall have the meaning specified in Section 6.3.

"Final Value" shall have the meaning specified in Section 3.14.

"Fiscal Year" means the County's fiscal year commencing on October 1 and ending on the

immediately succeeding September 30.

"Force Majeure" means any act, event or condition that (a) prevents or individually or in the aggregate, delays the Contractor or the County from meeting, (b) increases the cost of performing or (c) decreases the revenue from so performing, in the case of (a), (b), or (c), the applicable Party's obligations under this Agreement, to the extent such act, event or condition is due to circumstances beyond the reasonable control of the Party asserting a Force Majeure as justification for being prevented from meeting such obligations or the cause of such increased costs or decreased revenue; provided, however, with respect to the asserting Party, such act, event or condition is not the result of such Party's failure to perform its obligations hereunder in accordance with the terms and conditions of this Agreement and provided further, any decrease in revenues shall not be recognized as a Force Majeure under this Agreement unless a reimbursement of such revenues, in whole or in part, is expressly recognized under this Agreement.

(1) Subject to the terms and conditions of the immediately preceding paragraph of this definition, the following acts, events or conditions are examples, but not limitations, of what qualifies as a Force Majeure:

(A) an act of God (except normal weather conditions for the geographic area of the Facility Site), hurricane, tornado, epidemic, pandemic, landslide, earthquake, flood, or similar occurrence, fire, explosion or sabotage (except where the fire or explosion is caused by Contractor Fault), an act of the public enemy, extortion, terrorism, war, blockade, insurrection, riot, restraint of government and people, civil disturbance, sabotage or similar occurrence in each case to the extent not caused by Contractor Fault (including poor operational practices or failure to maintain the Facility in accordance with this Agreement);

(B) the order, injunction or judgment of any Governmental Authority, including any exercise of the power of eminent domain, police power, condemnation or other taking by or on behalf of any public, quasi-public or private entity; excepting decisions interpreting federal, State and local tax laws; provided, that such order, injunction or judgment shall not arise in connection with or be related to the

negligence or wrongful action or inaction of the Party relying thereon and that neither the contesting in good faith of any such order, injunction or judgment nor the reasonable failure in good faith to so contest shall constitute or be construed as a wrongful or negligence or the willful or wrongful action or inaction of such Party;

(C) the suspension, termination, interruption, delay, denial, failure to issue, modification, or failure of renewal of any Permit, if such act or event shall not arise in connection with or be related to the negligence or wrongful action or inaction of the Party relying thereon, and that neither the contesting in good faith of any such order nor the reasonable failure to so contest shall be construed as a negligence or wrongful action or inaction of such Party;

(D) the loss or inability to obtain any Utility services from any federal, State, County or city public agency or private utility (Electric Energy, natural gas, water, wastewater, fuel oil) having operational jurisdiction in the area in which the Facility is located meeting the applicable standards specified in this Agreement and necessary for the operation and maintenance of the Facility, directly resulting in the partial or total curtailment of operations of the Facility or the Work for reasons other than, as applicable, Contractor Fault or County Fault;

(E) the failure of any Subcontractor, exclusive of any Affiliate, to furnish services, materials, chemicals, Reagents, Utilities or Equipment on the dates agreed to; provided, (i) such failure is the result of an act, event or condition outside of the Subcontractor's reasonable control, (ii) such failure materially and adversely affects the Contractor's ability to perform the Work, and (iii) the Contractor is not able reasonably to obtain substitute services, materials, chemicals, Reagents, Utilities or Equipment on the agreed upon dates;

(F) the condemnation, taking, seizure, involuntary conversion or requisition of title to or use of the Facility or Facility Site, or any material portion or part thereof by action of a Governmental Authority;

(G) any labor strike, work stoppage or slowdown or similar industrial or labor action by the employees of the Contractor or its Affiliates performing Work at the Facility which directly results in a material reduction or curtailment of Processing exceeding, for each such event, thirty (30) continuous Days, it being agreed and understood by the Parties that up to and including the first thirty (30) continuous Days of each such event shall be deemed to be the result of Contractor Fault; provided, however, if the final adjudication by a court of competent jurisdiction finds that such event was principally caused by the Contractor's breach of any applicable collective bargaining agreement the Contractor may have with its employees or its employees' collective bargaining or unit or the Contractor's failure or refusal to negotiate with its employees or unit in good faith, or both, such event shall be deemed as having arisen as a result of Contractor Fault; and

(H) any labor strike, work stoppage or slowdown or similar industrial or labor action by a Subcontractor performing Work at the Facility, provided that the Contractor is not reasonably able to obtain in a timely manner substitute qualified labor to perform the applicable services or to obtain substitute materials, chemicals, Reagents, Utilities or Equipment.

(2) None of the following acts, events or conditions shall constitute a Force Majeure under this Agreement:

(A) an act, event or condition which to the extent caused by the negligence, error, omission or wrongful or intentional action or inaction of (i) the Contractor, the Guarantor, any of their Affiliates, any of their respective Subcontractors or any of their Affiliates or (ii) the County, its subcontractors, agents and employees; provided, however, a Change in Law resulting from the intentional act of the County shall nevertheless constitute a Force Majeure.

(B) any act, event or condition reasonably foreseeable prior to the occurrence of such act, event or condition, which a diligent Party could reasonably have been expected to (i) take into account in a reasonably timely manner prior to such occurrence and (ii) prevent or adequately protect against using commercially reasonable efforts;

(C) economic infeasibility, general economic conditions, interest or inflation rates or

currency fluctuations;

(D) Equipment failure, except when due to acts, events or conditions specifically enumerated herein as a Force Majeure.

(E) any order, injunction or judgment of any Governmental Authority interpreting (as opposed to the enactment of) federal, State or local tax laws;

(F) reasonably anticipated weather conditions in the geographic area of the Facility, other than those listed in (1) (A) of this definition;

(G) changes in the financial condition of the County, the Contractor, the Guarantor, Affiliates or any subcontractor (or, as applicable, any Subcontractor) or supplier affecting the affected Party's ability to perform its obligations under this Agreement;

(H) any impact of prevailing wage or similar law, customs or practices on the Work, except to the extent any impact is due to a Change in Law;

(I) any replacement of any Subcontractor or Affiliate that results in increased costs for any service, material, supply or chemical provided or to be provided under this Agreement, except as provided in clause (1) (F) above; and

(J) the failure of the County or any contracted hauler to deliver Processible Waste (in any amount) to the Facility which affects, either directly or indirectly, the Contractor's performance of the Work.

"Governmental Authority(ies)" means any federal, State, regional, city, county (including the County), or local government, any political subdivision thereof, or any other governmental, quasi-governmental (including NERC), judicial, public or statutory instrumentality, authority, body, agency, commission, administration, bureau or court having jurisdiction over, as applicable, (a) the Facility, (b) the Facility Site, (c) the transactions relative to the Facility, (d) the performance of the Work, (e) obligations orthe rights, or both, of the Parties under this Agreement, (f) leases or property rights relative to the Facility

Site or (g) the sale, purchase or other disposition of commodities consumed, produced or generated by the Facility. "Greenhouse Gas" or "GHG" shall mean the greenhouse gases defined by Applicable Law.

"Guarantor" means FCC Medio Ambiente Holding, S.A., a sociedad anónima formed under the Kingdom of Spain.

"Guaranty" means that certain Guaranty executed by the Guarantor in favor of the County wherein the Guarantor guarantees the obligations of the Contractor, as set forth in Schedule 10 (Guaranty).

"Hazardous Waste" means any material or substance which by reason of its composition or characteristics is (a) hazardous waste as defined in the Solid Waste Disposal Act, 42 USC §6901 et seq., as amended, replaced or superseded, and the regulations implementing same, (b) material the disposal of which is regulated by the Toxic Substances Control Act, 15 USC §2601, et seq., as amended, replaced or superseded, and the regulations implementing same, (c) special nuclear or by-products material within the meaning of the Atomic Energy Act of 1954, or (d) treated as hazardous waste under Applicable Law. If any Governmental Authority shall determine that substances are hazardous or harmful to health when Processed at the Facility, then any such substances or materials shall be Hazardous Waste for purposes of this Agreement.

"Hazardous Waste Contingency Plan" or "HWCP" shall have the meaning set forth in Section 7.3.2.2.

"Higher Heating Value" or "HHV" means the Btu content or higher heating value of Processible Waste as determined in accordance with Schedule 4 (Determination of Processible Waste Higher Heating Value) as such Schedule may be revised by mutual agreement of the Authorized Representatives.

"HHV Adjustment Factor" for a Billing Year means the adjustment to the Annual Processing Guarantee as calculated in accordance with the formulas provided in Schedule 3 (Performance Calculations and Test Procedures).

"Indemnified Parties" shall have the meaning specified in Section 11.1.

"Independent Engineer(s)" means one or more nationally recognized independent consulting engineer(s) or firm(s) with demonstrated expertise in Solid Waste disposal and mass bum resource recovery

facilities, selected in accordance with the procedure set forth in Section 14.3.2.

"Industrial Water Treatment Facility" means the process equipment, chemicals, pumps and storage tanks designed to treat the water from Pond A for use in the Facility, located immediately to the east of the Facility, including the pump station and all transmission lines from Pond A to the Industrial Water Treatment Facility, all of which is owned, operated and maintained by the County.

"Initial Equipment List" means the Equipment inventory list attached hereto as Schedule 16A.

"Initial Spare Parts List" means the Spare Parts inventory list attached hereto as Schedule 16A.

"Interconnection Agreement" means that certain Interconnection Agreement dated October 28, 2024, between the County and Duke Energy Corporation addressing the electrical interconnection requirements, as the same may be amended or replaced.

"KW" means a kilowatt of Electric Capacity.

"kWh(s)" means a kilowatt hour(s) of Electric Energy.

"Landfill" means the County's landfill, or any other landfill or landfills as the County may lease, own, operate, contract with or designate during the Term, provided that the County's landfill or other landfill(s) shall always be permitted in accordance with all Applicable Laws and shall be permitted to accept the particular Residue, Processible Waste, Recovered Materials and Prohibited Waste (exclusive of Hazardous Waste) delivered to it in accordance with all Applicable Laws.

"Landfill Charge" means when the Contractor owes the County the Landfill Charge based upon a shortfall in meeting the Annual Processing Guarantee and the County delivered the Base Delivery Amount. The Landfill Charge for the Billing Year in which the shortfall occurred shall be equal to the product of (1) the then current tipping fee at the Landfill multiplied by (2) the quantity of the actual shortfall of Processible Waste Tons not processed up to the Annual Processing Guarantee.

"Legacy Punch List Item(s)" shall have the meaning specified in Section 3.18.2 and included in Schedule 19 Part B.

"Legal Holiday" means such Day(s) as may be designated from time to time by the Director.

"Legal Proceeding" means every judicial, regulatory or administrative action, suit, litigation, arbitration, mediation, administrative proceeding, or other legal or equitable proceeding (including appeals).

"Letter(s) of Credit" shal1 have the meaning given to such term in Section 11.4.3.

"Local Government Prompt Payment Act" means the Local Government Prompt Payment Act, codified in Section 218.70 et seq., Florida Statutes, as the same may be amended. If such Local Government Prompt Payment Act is repealed, in whole or in part, such repealed portions shall continue to apply to this Agreement unless such portions are a violation of Applicable Law.

"Loss" or "Losses" means individually or collectively, any and all losses, liabilities, damages, actions, actual debts, forfeitures, obligations, liens, claims, delays, fines, penalties, recoveries, judgments, payments, demands, allegations, forfeitures, obligations, demands, costs, fees and expenses (including amounts paid in settlement, interest, court costs, reasonable costs of investigation, reasonable fees and expenses of attorneys, accountants, financial advisors, expert witnesses, consultants and other Entities, and costs of transcripts, printing of briefs and records on appeal, copying and other reimbursed expenses, and other expenses of every kind and character reasonably incurred in connection with any Legal Proceeding, suits and causes of action) and with respect to the County, any and all out-of-pocket costs incurred by the County for the purchase or contracting of similar services to cover any default by the Contractor.

"Lost Electric Energy Revenues" means:

(a) when either the Contractor owes the County Lost Electric Energy Revenues based upon a shortfall in meeting the Annual Processing Guarantee, or the County owes the Contractor Lost Electric Energy Revenues based upon a shortfall in delivering the Base Delivery Amount, the Lost Electric Energy Revenues for the Billing Year in which such shortfall occurred shall be equal to the product of:

(1) the Electric Energy Recovery Guarantee, times

(2) the quantity of the actual Shortfall of Processible Waste Tons, times

(3) the average price paid per kWh from both Facility turbine-generators for such Billing Year which is equal to: (A) the total amount of Electric Energy revenues received pursuant to the Power Purchase Agreement and/or any other agreement for the Electric Energy sold in such Billing Year divided by (B) the total kWhs sold from both Facility turbine-generators for such Billing Year, times

(4) the applicable Electric Energy share percentage pursuant to, as applicable, Section 8.3.3.

(b) When at the end of the Billing Year, the Facility has been demonstrated to have failed to achieve the Electric Energy Recovery Guarantee, the Lost Electric Energy Revenues for the Billing Year in which such shortfall occurred shall be equal to the product of:

(1) the Electric Energy Recovery Guarantee, minus the actual number of kWhs/Ton that were sold in such Billing Year as calculated pursuant to Schedule 3, Part A, Section 3, times

(2) the total number of Processible Waste Tons Processed in such Billing Year, minus the number of Tons of Processible Waste that were Processed in such Billing Year when a turbine generator (A) was down or (B) generated a reduced amount of Electric Energy due, in either case, to an order or other affirmative action by the Electric Utility or a Governmental Authority and such number of Tons shall be the same as used in the calculation of the actual number of kWhs/Ton that were sold in such Billing Year pursuant to Schedule 3, Part A, Section 2, times

(3) the average price paid per kWh from both Facility turbine-generators for such Billing Year which is equal to: (A) the total amount of Electric Energy revenues received pursuant to the Power Purchase Agreement for the Electric Energy sold in such Billing Year divided by (B) the total kWhs sold from both Facility turbine-generators for such Billing Year, times

(4) the applicable Electric Energy share percentage pursuant to, as applicable, Section 8.3.3.

"Lost Recovered Materials Revenues" shall mean an amount equal to the product of (a)(l) the Base

Delivery Amount minus (2) the actual amount of Processible Waste delivered to and accepted at the Facility during such Billing Year, multiplied by (b)(l) the Average Recovered Materials Revenues recovered per Ton of Processible Waste Processed during the preceding twelve (12) consecutive Billing Months, multiplied by (2) the Average Recovered Materials Revenues, multiplied by (3) fifty percent (50%). To the extent that some or all of the shortfall in Tons of Processible Waste delivered to the Facility is due to Force Majeure or Contractor Fault, the amount of the shortfall that was attributable to Force Majeure or Contractor Fault shall not be included in the above calculations.

"Maintenance Standards for Non-Process Equipment and Grounds" shall mean those standards set forth in Schedule 15 (Non-Processing Maintenance and Customer Service Standards).

"Markup" means, wherever such term is used, overhead and profit equal to ten percent (10%) of Direct Costs. For purposes of clarity, there shall be no markup of costs or fees of any kind unless the phrase "inclusive of Markup" is specifically recognized as added to such costs or fees in this Agreement.

"Master Schedule" means the list of approved Contractor Projects specified in Section 10.6 and Schedule 19.

"Maximum Capacity Rating" or "MCR" means the maximum steam generation capacity of the Facility, defined as 244,000 lbs/hr.

"Maximum Project Price" shall mean, with respect to the relevant Project, an amount equal to the sum of (a) the Direct Cost of Equipment, materials, supplies, Subcontractors and reasonable contingency for the same, and (b) the Contractor's Markup based on the sum of (a) above.

"Maximum Reagent Utilization Allowance(s)" means collectively, but measured on an individual basis for purposes of compliance, the Carbon Utilization Allowance, the Pebble Lime Utilization Allowance and the Urea Utilization Allowance.

"Maximum Utility Utilization Allowance(s)" means collectively, but measured on an individual basis for purposes of compliance, the Process Wastewater Utilization Allowance, the Purchased Electricity

Utilization Allowance and the Natural Gas Utilization Allowance.

"Member Entity(ies)" shall have the meaning specified in Section 14.1.

"Monthly" or "Months" means a calendar month.

"Monthly Processing Fee" shall have the meaning specified in Section 8.3.2.

"Monthly Report(s)" means those monthly reporting requirements specified in Schedule 6 (Reporting Requirements).

"MW" means a megawatt of Electric Capacity.

"MWH(s)" means a megawatt hour(s) of Electric Energy.

"Native Electronic Format" means the electronic means in which an electronic record was originally created. For purposes of clarity, if an electronic Record was originally created using Microsoft Word, its native format would be a Microsoft Word file; if an electronic Record was originally created using Microsoft Excel, its native format would be a Microsoft Excel file. "Native Electronic Format" shall be in a form that can be edited by the County.

"Natural Gas Utilization Allowance" shall have the meaning specified in Schedule 7 (Utility and Reagent Utilization Allowances).

"NERC" means the North American Electric Reliability Corporation and its successor.

"Net Revenue(s)" means with respect to the sale of (a) Electric Energy pursuant to any Power Purchase Agreement and any Power Broker agreement(s), the gross payments to be paid to the County by the Electric Utility(ies) and/or brokering entity(ies) for Electric Energy, minus utility or broker administration costs, line losses, the line maintenance charges, wheeling charges, if any, all third party commissions or charges, demand, standby fees and charges, gross electric taxes, and any other charges, cost, fees, or tax imposed by the Electric Utility under a Power Purchase Agreement(s) and (b) Recovered Materials, the actual revenues received by the Contractor pursuant to the contracts or arrangements entered into by the Contractor with the purchasing Entities and net of all third party handling, commission and/or freight/transportation costs.

"Non-Ferrous Metal(s)" means non-magnetic metal contained in Residue.

"Non-Ferrous Metal Recovery Guarantee" shall have the meaning specified in Schedule 2. (Performance Guarantees).

"Non-Ferrous Metal Recovery System Availability Guarantee" shall have the meaning specified in Schedule 2 (Performance Guarantees).

"Nonprocessible Waste" means that portion of Solid Waste that is not Processible Waste (a) due to its size, (b) because it is predominately non-combustible, (c) due to its physical or chemical composition or (d) because it is inappropriate to Process such Solid Waste using Prudent Industry Practices as determined by the Contractor's Authorized Representative in consultation with the County's Authorized Representative.

"Notice(s)" means written notice from the Authorized Representative of the applicable Party to the other, all in accordance with Section 15.9 and the timeframes and other requirements of this Agreement.

"OEM" means original equipment manufacturer.

"Ongoing Punch List Item(s)" shall have the meaning specified in Section 6.1 and are presented in the Consulting Engineer's Inspection Report.

"Operation and Maintenance Manuals" means the manual(s) and/or related computer programs prepared by or on behalf of (a) the Prior Contractor, as those manual(s) are updated or replaced by the Contractor, and (b) the Contractor, its Affiliates and Subcontractors, in each case, containing detailed operating and maintenance procedures and other specific instructions, policies, directories, drawings, diagrams, schematics, parts list and other literature provided by Equipment suppliers, Subcontractors, or developed by the Contractor, during the Term of this Agreement, for the purpose of providing guidance in operating, maintaining, repairing and replacing all mechanical, electrical and control instrumentation systems installed in the Facility.

"Party" or "Parties" means either the County or the Contractor or both, as the context of the usage of such term may require.

"Pass Through Costs" means those cost items to be reimbursed to the Contractor by the County specified in Section 8.3.6 and paid as a component of the Service Fee pursuant to Section 8.3.6. "Pass Through Taxes and Fees" shall have the meaning specified in Section 3.17.

"Pebble Lime Utilization Allowance" shall have the meaning specified in Schedule 7 (Utility and Reagent Utilization Allowances).

"Performance Bond" shall have the meaning provided in Section 11.4.2.

"Performance Guarantees" means all of the guarantees specified in Schedule 2 (Performance Guarantees).

"Performance Test(s)" or "Performance Tested" or "Performance Testing" means those

tests specified in Part B of Schedule 3 (Performance Calculations and Test Procedures) and performed pursuant to Section 3.26.

"Performance Test Plan" shall have the meaning specified in Section 3.26.

"Permit(s)" means all actions, reviews, approvals, leases, property rights, consents, waivers, exemptions, variances, franchises, orders, permits, authorizations, rights, licenses, filings, zoning changes or variances, and entitlements, of whatever kind and however described, which are required under Applicable Law or by any Governmental Authority to be obtained or maintained, or both, by any Entity, including the Contractor or the County, with respect to either or both of the Facility Site or the Work, inclusive of Environmental Attributes regardless of whether the County approves any Contractor proposal to provide Environmental Market Management Services pursuant to Section 3.30.

"Pit" means that portion of the Facility containing the refuse storage pit at which Processible Waste is deposited from haulers delivering Processible Waste by or on behalf of the County to the Facility for Processing.

"Plus Five Separation System Availability Guarantee" shall have the meaning specified in Schedule 2 (Performance Guarantees).

"Pond A" means the body of water located in the northwest corner of the County's landfill.

"Potable Water" means water delivered by the County to the Facility that meets drinking water quality standards under Applicable Law.

"Power Broker" means an individual or company that act as an intermediary between the County for the sale of Electric Energy.

"Power Purchase Agreement(s)" means an " Electrical Power Purchase Agreement(s)" between the County and an Electric Utility or Utilities, providing for the sale of Electric Energy and/or Electric Capacity generated and made available, respectively, by the Facility, as such agreement has been or may be amended, modified or supplemented from time to time.

"Pressure Parts" means the components of the Facility's water and steam systems falling within the scope of ASME Boiler and Pressure Vessel Code, Section I (Power Boilers), including without limitation boiler tubes (waterwalls, generating bank tubes, superheaters, reheaters and economizers), headers, steam drums, mud drums, and all associated welds, fittings and connections, main steam manifolds, steam path within the turbines and condensers but excluding balance of plant piping, valves, instruments, and non-pressure boundary components.

"Prior Agreement" has the meaning specified in the first WHEREAS clause herein.

"Prior Contractor" means the Entity that operated and maintained the Facility pursuant to the Prior Agreement.

"Process" or "Processed" or "Processing" means the combustion of Processible Waste through the Facility.

"Process Wastewater" means wastewater discharged from the Facility after Process use.

"Process Wastewater Guarantee" shall have the meaning specified in Schedule 2 (Performance Guarantees).

"Process Wastewater Utilization Allowance" shall have the meaning specified in Schedule 7 (Utility

and Reagent Utilization Allowance).

"Process Water" means the water consumed by the Facility for (a) boiler water makeup, (b) cooling tower makeup, (c) wash down and (d) other non-sanitary uses.

"Processible Waste" means that portion of Solid Waste that is not Prohibited Waste.

"Processing Fee" means the amount thirty-four dollars and twenty-five cents ($34.25) per Ton stated in **October 2025** as adjusted pursuant to Schedule 5 (Adjustment Factor).

"Production Tax Credits" means those tax credits under Section 45 of the Internal Revenue Code (26 U.S.C. § 45 (1994)), as amended and in effect from time-to-time during the Term, and any successor or other Applicable Law providing for a federal or State tax credit or other tax benefit determined by reference to renewable energy production for which generation of electricity from the Facility is eligible.

"Prohibited Waste" means that portion of Solid Waste that is not permitted to be Processed because it is (a) Nonprocessible Waste, (b) Hazardous Waste, (c) prohibited by Permit or other Applicable Law or (d) deemed to be an operational, health or safety issue or hazard, all as determined by the Contractor's Authorized Representative in consultation with the County's Authorized Representative.

"Project" means any project of any kind or nature authorized under this Agreement.

"Project/Additional Service Costs" shall have the meaning specified in Section 8.7.

"Project Punch List" shall be the punch list prepared by the Consulting Engineer when the Contractor calls for final inspection of any Project of any kind or nature authorized under this Agreement including Extended Maintenance Projects.

"Property" shall have the meaning specified in Section 3.13.

"Proposal Date" means the date that the Contractor submitted its pricing proposal pursuant to the RFP.

"Prudent Industry Practices" means those practices, methods, techniques, specifications and standards of safety, maintenance, housekeeping, Repair or Replacement and performance, as the same may

change from time to time, as are commonly performed by competent, qualified operators performing management, operation, maintenance, Repair or Replacement services on Solid Waste and power generation facilities of the type similar to the Facility, which in the exercise of reasonable judgment and in light of the facts known at the time the decision was made, are (a) considered good, safe and prudent practice in connection with such services and (b) commensurate with a prudent standard of safety, performance, dependability and efficiency.

"Punch List" means those items identified for completion, repair or correction under this Agreement or any prior agreement relating to the Facility. For clarity:

– Legacy Punch List Items (as defined in Section 3.18.2 and Schedule 19 Part B) are the responsibility of the outgoing operator (Reworld) through the expiration of its term, and any such items not completed shall be addressed by the Contractor at the sole cost of the County (inclusive of the management fee).

– Ongoing Punch List Items have the meaning given in Section 6.1.

– Final Ongoing Punch List Items have the meaning given in Section 6.3.

– Project Punch List means the punch list prepared by the Consulting Engineer upon final inspection of a Project authorized under this Agreement (including Extended Maintenance Projects).

"Purchased Electricity Utilization Allowance" shall have the meaning specified in Schedule 7 (Utility and Reagent Utilization Allowances).

"Qualified Financial Institution" means any depository institution incorporated under the laws of the United States or any state thereof (or domestic branches of any foreign bank) meeting the following criteria: (a) such depository institution is subject to supervision and regular examination by federal or State banking or depository institution authorities; (b) such depository institution has a combined capital and surplus not less than one hundred million dollars ($100,000,000.00) and (c) the commercial paper or other short-term debt

obligations of such depository institution (or, in the case of a depository institution which is the principal subsidiary of a holding company, the commercial paper or other short-term debt or deposit obligation of such holding company or depository institution, as the case may be) has a short-term rating of at least "P-1" by Moody's Investors Service ("Moody's") and a short-term rating of at least "A-1" by Standard & Poor's, a division of the McGraw-Hill Companies, Inc., or any successor in interest ("S&P"), or a long-term rating by S&P of at least "AA."

"Qualified Respondent" means each of the Entities deemed by the County to possess the necessary qualifications and experience specified in the RFQ.

"Reagent(s)" means individually or collectively, as applicable, pebble lime, urea and powdered activated carbon.

"Receiving Time" means the period of operation for the Facility during which the Facility shall be open and available for the receipt and delivery of Processible Waste from all vehicles passing through the gate to the Facility Site for Processing which shall be open from (a) 6:00 a.m. to 6:00 p.m. each Business Day and (b) 7:00 a.m. to 5:00 p.m. each Saturday; provided, however, the County, in its sole discretion and upon fourteen (14) Days prior Notice to the Contractor's Authorized Representative, may change the Receiving Time (but not the Days), provided the total number of hours per Day or Days per Week, or both, are not increased; provided, further, however, that the County shall not be required to provide fourteen (14) Days prior Notice to the Contractor in the event of a Force Majeure or Emergency event. In the case of a Force Majeure or Emergency event, the County shall, however, provide as much Notice as possible.

"Reclaimed Water" means the treated effluent discharged from wastewater treatment plants and supplied to the Facility Site by the County for use as Process Water. "Records"

shall have the meaning specified in Section 3.15.2.

"Recovered Materials" means Ferrous Metal and Non-Ferrous Metal recovered from Residue.

"Renewable Energy Benefits" means any existing or future certificate, credit, green tag, or other

tractable and transferable indicia, howsoever, entitled, created, allocated, registered or recognized by any Entity, representing any aspect, claim, characteristic or benefit identified, attributed to, or associated with the generation of a quantity of MWhs by the Facility and the corresponding displacement of a quantity of electricity from conventional fossil fuel generation resources. Renewable Energy Benefits are separate from the MWhs produced from the Facility and Environmental Attributes, if any, and may be separately allocated, collected, sold, transferred or conveyed during the Term to the extent of the Parties rights under this Agreement.

"Renewable Energy Production Incentives" means any and all financial incentive payments made or available under Section 202 of the Energy Policy Act of 2005, and any successor or other Applicable Law during the Term providing for direct financial incentive payment for which generation of electricity from the Facility is eligible.

"Repair(s) or Replacement(s)", "Repaired or Replaced", "Repair or Replace" or

"Repairing or Replacing" means any repair or replacement to the Facility, whether capital or maintenance in nature.

"Request for Proposals" or "RFP" means the requests for proposals issued for bid on., March 31, 2025, including the Service Agreement.

"Request for Qualifications" or "RFQ" means the first phase of the procurement process for the RFP wherein potential proposers submitted a qualifications package.

"Required Contractor Insurance" shall have the meaning specified in Section 11.3.1.1.

"Required County Insurance" shall have the meaning specified in Section 11.3.1.2.

"Required Insurance" shall have the meaning specified in Section 11.3.1.3.

"Required Spare Parts and Equipment List" means the Spare Parts and Equipment Inventory List prepared in accordance with Section 3.14.

"Residue" means the material remaining after Processible Waste is Processed, including fly ash,

bottom ash and Spent Reagent, both prior to and after the recovery of Recovered Materials.

"Residue and Recovered Materials Management Plan" means the Residue and Recovered Materials Management Plan prepared in accordance with the Transition Plan and Section 3.21 of this Agreement.

"Residue Particle Size Guarantee" shall have the meaning specified in Schedule 2 (Performance Guarantees).

"Residue Quality Guarantee" shall have the meaning specified in Schedule 2 (Performance Guarantees).

"Returned Processible Waste" means Processible Waste that was placed in the County's Bridgeway Acres Landfill (and covered with combustible material) for the purpose of future recovery, which has been recovered and delivered by or on behalf of the County to the Facility for Processing.

"Revenue from Recovered Materials" means Net Revenues received by the Contractor from the sale of Recovered Materials.

"Rolling Stock" means mobile equipment such as, but not limited to, front-end loaders, trucks, transport vehicles, fork lifts and replacements thereto and any other mobile equipment owned (whether purchased by the Contractor or transferred, including title, by the County to the Contractor) or leased and used by the Contractor or any Subcontractor relative to the Work.

"Schedule(s)" means a schedule attached hereto and which is hereby incorporated herein and made a part of this Agreement, unless the context or usage of such term clearly indicates a reference to another amendment or agreement.

"Scope of Work" shall have the meaning specified in Section 10 and Schedule 19 for Extended Maintenance Projects.

"Security Instrument(s)" shall have the meaning specified in Section 11.4.1.

"Section" means a section of this Agreement, unless the context or usage of such term clearly indicates a reference to another agreement or statute.

"Section 10.6 Notice" means, with respect to each proposed Extended Maintenance Project, a Notice describing, in reasonable detail, (a) the particular Equipment or Facility system(s) proposed to be Repaired or Replaced, (b) whether the particular Project is an Extended Maintenance Project, (c) the reason or justification for the proposed Repair or Replacement, including general description of the test(s), evaluation or assessment performed by or on behalf of the Contractor and the results therefrom, (d) a statement of Project, (e) a preliminary estimate of the Maximum Project Price for such Project, and (f) a preliminary Statement of Consequences for such Project.

"Service Agreement" or "Agreement" means this Agreement, which includes all Schedules, and any properly authorized written amendments.

"Service Fee" means the amount payable to the Contractor by the County, calculated in accordance with Section 8.

"Solid Waste" shall have the meaning ascribed to such term pursuant to Applicable Law in the State.

"Solid Waste Operations" or "SWO" means that department of the County responsible for Solid Waste disposal and Facility operations in the County, and its successor.

"Spare Parts" means those component parts and repair or replacement items relative to the Facility that (a) were onsite and provided to the Contractor by the County upon the Commencement Date and (b) are procured or secured by the Contractor during the Term and are listed on the Required Spare Parts Inventory List that, in the case of either (a) or (b), are (1) stored on or in close proximity to the Facility Site or (2)(A) with the exception of (2)(B) herein, readily available within forty-eight (48) hours for Repair and Replacement of Equipment in conformance with Prudent Industry Practices or (B) relative to the Residue processing

facilities for the separation of plus and minus 5 inch material, readily available within twenty-four (24) hours for Repair or Replacement of Equipment in conformance with Prudent Industry Practices.

"Special Waste" means Processible Waste that requires special handling as determined by the County's Authorized Representative (a) in consultation with the Contractor's Authorized Representative and (b) taking into account Prudent Industry Practices and the requirements of this Agreement.

"Spent Reagent" means reacted and unreacted Reagents remaining after passing through the Facility that are entrained in the Residue.

"Staffing Plan" shall have the meaning set forth in Schedule 13 (Staffing Plan).

"Standard(s) of Maintenance" shall have the meaning specified in Section 3.10.

"State" means the State of Florida and all of its appropriate administrative, contracting and regulatory agencies and offices.

"Statement of Consequences" means a statement describing, in reasonably specific detail, the probable consequences on the Work, the Performance Guarantees or the Contractor's cost to perform the Work that can reasonably be expected to directly result from the failure to make the Repair or Replacement to the particular Facility system or Equipment and any other provisions of this Agreement.

"Subcontractor(s)" means every Entity, other than the Contractor or its employees, who or which directly or indirectly contracts with the Contractor to provide labor, services, materials, supplies, Equipment or Spare Parts for or with respect to the Facility.

"System" means all of the facilities operated and maintained by or for the County, the principal facility of which is located at 3001 - 110th Avenue North, St. Petersburg, Florida, for the disposal of garbage and other waste matter, including incinerators or other disposal means, transfer stations and resource recovery systems, constructed, acquired or contracted for by the County.

"Technical Issue(s)" means any issue primarily of a technical or engineering nature and which concerns whether the applicable Party's obligations are being provided in accordance with this Agreement.

"Term" means the term of this Agreement which term shall, subject to the provision in Section 15.1, commence on the Contract Date and, unless sooner terminated or extended in accordance with its terms, end at midnight on December 31, **2035**.

"Timeframe" shall have the meaning set forth in Section 6.2.

"Ton(s)" means two thousand (2,000) pounds.

"Transition Period" means the period from the Contract Date to the Commencement Date, as the same may be extended by mutual agreement.

"Transition Plan" shall have the meaning specified in Schedule 17 (Transition Plan).

"Turbine Generator Availability" means the percentage of on-line availability of each of the two (2) turbine generators as determined and reported to the County on a Monthly basis but applied, for purposes of the application of this definition, on the basis of a twelve (12) Month rolling average, shall be calculated for the previous twelve (12) Month period as follows: (a) the total number of hours in the previous twelve (12) Month period that the turbine generator either (1) operated, (2) was capable of being operated or (3) if incapable of being operated, was incapable of operation only because one or more boiler units were out of operation and the turbine generator received no steam from such boiler(s), divided by (b) the total hours in the previous twelve (12) Months, with the quotient calculated pursuant to (a) and (b) multiplied by (c) one hundred (100). The foregoing calculation shall be performed for each turbine generator and the resulting availabilities shall be averaged. For purposes of clarity, the number of hours in a Month during which there is a major turbine generator outage shall not be included in any calculation. For purposes of Sections 8.4.1 and 12.2.9, the minimum Turbine Generator Availability percentage to be achieved shall be ninety-five percent (95%).

"Unaudited Financial Statements" means an unaudited balance sheet, income statement and

statement of changes in financial position for the Guarantor's applicable fiscal year, in each case, prepared in accordance with GAAP, consistently applied or any internationally accepted principles or standards replacing or intending to replace GAAP, and presenting fairly the Guarantor's financial position and the results of operations set forth therein.

"Urea Utilization Allowance" shall have the meaning specified in Schedule 7 (Utility and Reagent Utilization Allowance).

"Utility" or "Utilities" means individually or collectively, as applicable, electric, water (including Process Water), wastewater and natural gas.

"Week" or "Weekly" means a calendar week commencing at 12:00 a.m. on Monday and end at midnight on the immediately following Sunday.

"Weighted Average Annual Higher Heating Value" means for each Billing Year, an amount equal to the sum of the following calculated for each Billing Month in such Billing Year (a) the product of the following: (1) the average monthly HHV for Processible Waste Processed by the Contractor at the Facility for such Billing Month, as calculated in accordance with Schedule 4, and contained in the Monthly Report provided by the Contractor in accordance with Section 5.3, times (2) the number of Tons of Processible Waste Processed by the Contractor at the Facility for each such Billing Month, divided by (b) the total Tons of Processible Waste Processed by the Contractor at the Facility for such Billing Year.

"Withholding(s)" or "Withhold" shall have the meaning specified in Section 8.4.7.

"Work" means all obligations, duties, responsibilities and activities which the Contractor is responsible for performing or causing to be performed pursuant to the requirements of this Agreement.

Section 2.2 Terms Generally.

Whenever the context may require any pronoun shall include the corresponding masculine, feminine and neuter forms. The words "include," "includes" and "including" shall be deemed to be followed by the phrase "without limitation," except as the context may otherwise require. The words "agree," "agreement," "approve," "approval" and "consent" shall be deemed to be followed by the phrases (a) "without limitation," except as the context may otherwise require and (b) "which shall not be unreasonably withheld or unduly delayed" except as the context may otherwise require. The word "or" is not exclusive. Words in the singular number include words in the plural and vice versa unless the context of the usage of such term clearly indicates otherwise. "Written" shall mean any commercially acceptable form of writing, including handwriting, typewriting, printing, photocopying, facsimile transmitting, and every other means of recording, including electronic media, letters, drawings and similar forms of communication. Accounting terms that are used, but not otherwise defined herein, are to be construed and interpreted in accordance with GAAP (as defined in the definition of "Audited Financial Statements" in Section 2.1) or any internationally accepted principles or standards replacing or intended to replace such GAAP.

SECTION 3

OBLIGATIONS OF THE CONTRACTOR

On and after the Commencement Date and through the Term, the Contractor shall perform the following in return for the Processing Fee and such other compensation as may be provided for pursuant to Section 8 unless otherwise specifically stated.

Section 3.1 Performance Guarantees and Utility and Reagent Utilization Allowances.

The Contractor shall manage, operate, Repair or Replace and maintain the Facility to meet Schedule 2 (Performance Guarantees) and Schedule 7 (Utility and Reagent Utilization Allowances). Other than to the extent relief is recognized under this Agreement due to the occurrence and continuance of a Force Majeure or County Fault, the Contractor shall only be relieved from its obligations to meet Schedule 2 (Performance

Guarantees), Schedule 7 (Utility and Reagent Utilization Allowances) or other obligations to the extent expressly recognized in Section 10.6. Relief, if any, regarding the Contractor's other obligations under this Agreement shall be provided only to the extent expressly recognized in this Agreement or in any Scope of Work.

Section 3.2 Management, Operation, Repair or Replace and Maintenance.

Subject to the more specific requirements and exceptions set forth in this Agreement or in any Scope of Work, including as specifically identified, provided and limited, if at all, pursuant to Section 10.6 and Schedule 19 (Extended Maintenance Plan), the Contractor shall:

(a) Receive and Process Processible Waste in an amount at least equal to the Annual Processing Guarantee.

(b) Produce steam from the Processing of Processible Waste and convert such steam to Electric Energy in an efficient manner so as to reasonably maximize Electric Energy generation and, in any event, at least a level equal to the Electric Energy Recovery Guarantee that meets the requirements for sale to an Electric Utility(ies) or other energy markets.

(c) Reserved

(d) Recover Ferrous Metals and Non-Ferrous Metals from the Residue and market such Recovered Metals as further described in the Residue and Recovered Materials Management Plan prepared in accordance with Section 3.21.

(e) Handle, process and load Residue onto trucks provided by the County or its agents for transport by the County or its agents to the Landfill for disposal or other uses in accordance with Applicable Law and as further described in the Residue and Recovered Materials Management Plan prepared in accordance with Section 3.21. The hauling and Landfill disposal charge for Residue shall be at the County's cost and expense.

(f) Comply with all Permits and Administrative Permit Requirements, including operating and

maintaining the air pollution control systems, to ensure compliance with all applicable Permits.

(g) Perform maintenance to the Facility, including Repairs or Replacements, to maintain the Facility in a good physical and operational condition and appearance consistent with the Standards of Maintenance and Schedule 15 (Non-Process Maintenance and Customer Service Standards).

(h) Maintain the Facility Site, including roads, grounds and other appurtenances in good repair and in a neat, orderly and litter-free condition consistent with Schedule 15 (Non-Process Maintenance and Customer Service Standards).

(i) Perform all testing, prepare all reports and plans and submit the same timely to the referenced Entity herein as required by this Agreement.

(j) Pay and be exclusively liable for the costs and expenses relative to servicing, using and consuming all Utilities, Reagents, materials, supplies, chemicals and lubricants, including the cost of all commodities, unless otherwise expressly recognized in this Agreement. The Contractor recognizes and agrees that a portion (or all, depending on usage) of the Utility and Reagent costs and expenses will be a Pass Through Cost.

(k) Deposit all spent fabric filters (air bags) in the Pit and Process the same; provided, however, the Contractor may manage, transport and dispose (or cause the transportation and disposal) of spent fabric filters by alternative means, subject to Applicable Law, at its sole risk and cost, including, without limitation, all capital, maintenance, staffing, transportation and disposal costs and all costs associated with a change in status to a large quantity generator. The Contractor shall also be responsible for and bear all costs pertaining to compliance with all Applicable Laws with respect to such change in status, including the preparation and filing of all reporting requirements. The Contractor shall further indemnify the County in accordance with Section 11.1 of this Agreement for any loss or potential loss to which the County may be exposed as a result of the implementation of such alternative means.

(l) Operate the Facility boilers to maximize capacity utilization while at no extended time period

(in excess of 24 hours in any 168-hour continuous rolling period) shall the Contractor operate any individual Facility boiler above its MCR. Facility on-line availability and boiler capacity utilization shall not average, for all three boilers, less than 93 percent in any month when calculated in accordance with Part A, Section 7 of Schedule 3 of this Agreement. Failure to operate the Facility in accordance with this provision shall subject the Contractor to a liquidated damage equal to the Service Fee multiplied by (i) the shortfall number of tons if the capacity utilization or the on-line availability percentage is below 93 percent or (ii) the number of tons processed (based upon steam flow) more than MCR exceeding the 24-hour limitation. Such damages to be withheld by the County from the monthly Service Fee.

The Contractor shall be solely responsible for all means, methods, techniques, sequences, procedures and safety programs in connection with the performance of the Work.

Section 3.3 Compliance with Law.

The Contractor shall perform all Work contemplated under this Agreement in compliance with at least all Applicable Laws and the Contractor shall ensure that all Subcontractors performing services relative to the Facility or the Facility Site, or both, shall comply with at least all Applicable Laws in the performance of such services. For purposes of clarity, the Contractor (and the Contractor shall ensure that all Subcontractors performing services relative to the Facility or the Facility Site, or both) shall comply with the more stringent of (a) Applicable Laws or (b) the obligations, requirements and standards of this Agreement; provided, however, compliance with the foregoing in (b) shall not be a violation of Applicable Laws.

The Contractor shall protect, indemnify and hold harmless the Indemnified Parties from and against all Losses and shall defend the Indemnified Parties in any Legal Proceeding for Losses incurred or assessed against the County pursuant to any Applicable Law arising from or caused by the Contractor's breach of such covenant and agreement.

Section 3.4 Facility Labor.

Section 3.4.1 Staffing.

The Parties agree that the retainage and assignment of qualified, experienced management,

technical and supervisory personnel by the Contractor, including personnel employed by the prior contractor, is of foremost importance to the successful implementation, development and completion of the Work. The Contractor shall secure and provide appropriate personnel skilled in all aspects of the Work for which they are responsible. The Contractor shall also staff the Facility consistent with Prudent Industry Practices to enable the Contractor to perform all of its obligations and duties under this Agreement in a timely and efficient manner. The Contractor warrants that as of the Commencement Date, it has the experience and capability, including sufficient competent, professional, technical, supervisory and other personnel, to perform the Work and shall continually furnish such personnel during the Term. The Contractor's employees and personnel performing services relative to the Facility or the Facility Site, or both, shall be experienced, fully qualified, trained and, to the extent required by Governmental Authorities, validly licensed to perform such Work. The Contractor shall require that all of its employees and personnel performing Work maintain and keep current all personnel training, licenses and certifications, as applicable.

The Contractor has, prior to the Contract Date, submitted its Staffing Plan to the County and such Staffing Plan is attached hereto as Schedule 13 (Staffing Plan). Such Staffing Plan sets forth the Contractor's organizational structure for its Work force and its minimum staffing requirements (by position) relative to its performance of the Work. The Contractor shall comply with such Staffing Plan, and any reductions to such Staffing Plan may only be made upon the prior written approval of the County's Authorized Representative. The Staffing Plan shall recognize that the actual number of employees may, at the Contractor's option, increase from that number shown in the Staffing Plan. The Contractor may increase the number of its employees and it shall notify the County's Authorized Representative in writing of any such proposed increase. The Contractor shall not charge the County any additional fee or charge for any such increase unless such fee or charge is expressly recognized and provided for in this Agreement and the process or condition for payment thereof has been complied with under this Agreement. Notwithstanding the immediately preceding sentence of this paragraph, the Contractor shall have no obligation under this Agreement to perform

an increase in the Contractor's scope of duties or Work, including an increase that results from the occurrence and effect of a Force Majeure or County Fault, unless and until the Parties have executed an appropriate amendment. Any such amendment shall recognize an increase of the Contractor's cost, if any, on the basis of the Contractor's Direct Costs, subject to Cost Substantiation, inclusive of Markup. Such increase, at the County's election, shall be in the form of an adjustment to the Processing Fee or a one-time, lump sum payment. Any increase in compensation to the Contractor under this Section 3.4.1 as a result of such increase in the Contractor's duties or Work shall not be duplicated under any other Section of this Agreement.

Section 3.4.2 Facility Manager.

The County has selected the Contractor to perform the services contemplated under this Agreement based, in part, on the past successful experience and expertise of the designated Facility Manager. Accordingly, the Contractor shall not, absent good cause, replace or remove the Facility Manager during the Term without the prior written approval of the County's Authorized Representative. The Parties agree that "good cause" shall be interpreted to include a transfer or promotion to and with an Affiliate; provided that the Facility Manager has served in that role at the Facility for at least three (3) years. If the Facility Manager shall retire, resign his or her position as Facility Manager, be transferred or promoted to and with an Affiliate consistent with this Section 3.4.2 or otherwise cease his or her employment with the Contractor, the Contractor shall appoint a successor qualified Facility Manager, which successor shall be subject to the prior written approval of the County's Authorized Representative.

The County's Authorized Representative shall have the right to request the removal of the Facility Manager at any time provided that the County's Authorized Representative presents the Contractor with reasonable justification, which for the purposes of clarity may include but not be limited to a negative trend in any operational key performance indicator such as steam flow, energy production, on-line availability, solid waste processing throughput, etc., failure to comply with good safety practices, failure to communicate often and clearly with the County Representative, failure to maintain compliance with the Environmental

Guarantee, and/or failure to maintain Facility Housekeeping in accordance with this Agreement. In such event, the Contractor shall promptly remove and replace such Facility Manager, which replacement shall be subject to the prior written approval of the County's Authorized Representative.

The Facility Manager shall be empowered to make day-to-day decisions on behalf of Contractor which are related to the Work and shall serve as the Contractor's primary interface with the County in all such matters unless the Contractor, by Notice from the Contractor's Authorized Representative to the County's Authorized Representative, specifies otherwise. The Contractor shall make the Facility Manager, or his or her designee, available to the County twenty-four (24) hours per Day. The Facility Manager shall be located at and dedicated exclusively to the Facility and shall not perform other services for the Guarantor, any Affiliate or any other waste-to-energy facility without the prior written approval of the County's Authorized Representative. The Facility Manager shall be responsible for all obligations, requirements and standards in this Agreement, including responsibility for all personnel performing services at the Facility relative thereto, whether such personnel be full-time or part-time employees or Subcontractors, and for compliance with all Applicable Laws pertaining to Facility operations.

Section 3.4.3 Designated Staff Assignments.

The Contractor shall designate and appoint full time, on-site employees to fill the positions described in Sections 3.4.3.1 - 3.4.3.7 below, each of which shall be trained, skilled and qualified pursuant to Applicable Law to serve in the role and perform the function to which such employee is assigned. Only one of the foregoing employees shall be assigned to each function; provided, however, one employee may serve in each of the roles described in Section 3.4.3.l and Section 3.4.3.2 below; and, provided further, each such employee, other than the traffic control director(s) whose duties are described in Section 3.4.3.4 below, may have and perform duties in addition to one of those specified in Sections 3.4.3.l - 3.4.3.7 below.

The staff assignment requirements provided herein shall be included in the Staffing Plan required to be prepared and complied with pursuant to Section 3.4.1.

The Contractor shall cause such employees (exclusive of the traffic control director and the receptionist), as requested by the County's Authorized Representative from time-to-time, to attend periodic meetings of the Contractor's and the County's representatives and to deliver oral or written reports and associated information and data as may be requested by the County's Authorized Representative relative to such employee's performance of his or her duties.

Section 3.4.3.1 Environmental Compliance Manager.

Such person shall be responsible for monitoring the environmental compliance of the Facility and all personnel performing services at the Facility relative thereto, whether such personnel be full-time or part-time employees or Subcontractors, with all Applicable Laws pertaining to the environment and shall be responsible for the implementation of and compliance with Section 3.6 and 3.7.

Section 3.4.3.2 Health and Safety Director.

Such person shall be responsible for compliance of the Facility and all personnel performing services at the Facility relative thereto, whether such personnel be full- time or part-time employees or Subcontractors, with all Applicable Laws pertaining to health and safety and shall be responsible for the implementation of Section 3.5.

Section 3.4.3.3 Operations Manager.

Such person shall be responsible for day-to-day management of operational requirements at the Facility, and serves as a secondary contact to the County's Authorized Representative in the absence of the Facility Manager. The Facility Manager may act as the Operations Manager, but where a separate position of Operations Manager is identified in the Staffing Plan, then that position shall not be later combined with the Facility Manager.

Section 3.4.3.4 Traffic Control Director.

Such person(s) shall be responsible for directing traffic, including Rolling Stock, on or about the Facility tipping floor during all Receiving Time hours and shall be trained in accordance with

Section 7.7.1 and be responsible for all site specific matters, conditions or issues that may arise on or about the tipping floor, including (a) inspections of all incoming waste delivered to the Facility, and filling out County supplied forms, as may be changed from time-to-time by the County, documenting the results of such inspections; (b) notification to the County's Authorized Representative or designee of deliveries of Prohibited Waste; (c) performance of the Contractor's obligations under Sections 7.3.2 and 7.7.2; (d) tipping floor safety; and (e) carry a working County radio for continuous communication with County Solid Waste personnel. Such person(s) shall perform his or her services on foot.

Section 3.4.3.5 Punch List Manager.

Such person shall be responsible for managing, planning, scheduling and execution of Punch List Items specified in Section 6.1. This position shall be required during the Term of this Agreement and listed in Schedule 13.

Section 3.4.3.6 Maintenance Manager.

Such person shall be responsible for planning, scheduling, managing and monitoring Facility maintenance staff, requirements and Work, and shall be responsible for ensuring that the computerized maintenance management system is current at all times.

Section 3.4.3.7 Receptionist.

Such person shall be located continuously at and be responsible for the reception area at the administration building for the Facility during the hours of 8:00 a.m. to 5:00 p.m., Monday through Friday each Week.

Section 3.4.3.8 Painter.

Such person shall be dedicated to the preservation of indoor and, more importantly, outdoor structures and equipment to support the long-term operation of the Facility.

Section 3.4.4 Contractor Relationships.

The Contractor, the Contractor's Authorized Representative and the Facility Manager (if such

Entity is not also the Contractor's Authorized Representative) shall (a) establish, actively pursue and maintain during the Term, business-like, responsible and responsive working relationships with the County's Authorized Representative, the Director (if such Entity is not also the County's Authorized Representative), the County's Solid Waste Department's staff, the Landfill contractor's operations manager and staff, and other officials and representatives of the County and all Governmental Authorities and their representatives with whom the Contractor has dealings regarding the Facility or this Agreement; (b) prior to initiating contact and pursuing dialogue with Governmental Authorities regarding the Contractor's obligations under this Agreement, (1) except as otherwise (A) authorized in writing by the County's Authorized Representative or (B) required by Applicable Law, meet with and coordinate all such activities with the County's Authorized Representative and (2) in conjunction with the County's Authorized Representative, develop protocols as part of the Transition Plan for Contractor contact, meetings and dialogue with such agencies as may be established and directed by the County's Authorized Representative; and (c) coordinate and conduct meetings with County staff and consultants and neighboring jurisdictions, as requested by the County's Authorized Representative.

Section 3.5 Safety Program.

The Contractor shall (a) ensure that all of its employees and Subcontractors comply with Applicable Laws and to the extent available to the Contractor, manufacturer's procedures and recommendations concerning safety related issues, (b) develop safety manuals for the Facility and assure that all employees and Subcontractors are trained in the safety, health and environmental regulations and procedures specific to the Facility, (c) take all reasonable precautions, in accordance with Prudent Industry Practices, to prevent damage, injury or loss, by reason of or related to the operation and maintenance of the Facility, to any persons or property on the Facility Site or adjacent property thereto, including trees, shrubs, lawns, walks, pavements, roadways, equipment, structures and utilities, (d) establish and maintain safety procedures for the Facility for the protection of employees of the Contractor and all other Entities at the Facility in connection with the

operation and maintenance thereof, at a level consistent with Applicable Law, Prudent Industry Practices and insurance carrier recommendations (i.e., insurance policies secured and maintained by either Party with respect to this Agreement) relative to the Facility, (e) participate in Facility safety inspections and respond to any findings from such inspections, (f) prepare reports required by Applicable Law or the County's insurance carrier, and (g) comply with all Applicable Laws relating to the safety of third parties or property at the Facility or their protection at the Facility from damage, injury or loss.

Section 3.6 Administrative Permits Requirements.

The Contractor shall use reasonable efforts to (a) secure and pay for the acquisition of, maintain and, as applicable, renew all such Permits that are not County Permits (such Permits, the "Contractor Permits") required for either or both of the Facility or the Work, (b) be liable for the cost and expense of all regulatory fees, levies and charges pertaining to such Contractor Permits and (c) provide copies of all Contractor Permits, including amended, modified or renewed Contractor Permits, to the County's Authorized Representative promptly upon receipt. The County's Authorized Representative shall, upon the request of the Contractor's Authorized Representative, assist the Contractor in the Contractor's efforts to obtain Contractor Permits; provided, in no event, except in cases when participation of the County, as owner of the Facility, is required, shall the County's Authorized Representative's level of assistance be (i) used or relied on by the Contractor or (ii) interpreted or construed as County Fault, in either case, for the failure of the Contractor to secure Contractor Permits. The Parties agree that the obligation to obtain Contractor Permits is solely vested with the Contractor.

Similarly, the Contractor's Authorized Representative shall provide the County's Authorized Representative such assistance as the County's Authorized Representative may reasonably require in its efforts to obtain County Permits and to coordinate its efforts and activities as required by the County's Authorized Representative with Governmental Authorities as the owner of the Facility and Facility Site, including (A) operational data, (B) maintenance records, (C) assistance relative to evaluating the impact of changes and

modifications to legislation or regulations, and (D) as may be reasonably requested by the County's Authorized Representative, the attendance at hearings and meetings by informed representatives of the Contractor with County and Governmental Authority(ies); provided, in no event shall the Contractor's Authorized Representative's level of assistance be (1) used or relied on by the County, except for the provision of information required by the County Permit or in this Agreement, or (2) interpreted or construed as Contractor Fault, in either case, for failure of the County to successfully coordinate or perform, or both, such action or activities. Except as provided in the immediately preceding sentence, the Parties agree that the obligation to obtain County Permits are solely vested with the County.

The County shall use all reasonable efforts to secure, obtain, maintain, revise, amend and renew and pay for all Permits in connection with the Facility that are specifically identified in Schedule 14 (County Permits) and similar Permits that may be required by a Change in Law (such Permits, the "County Permits"), unless the Parties mutually agree in writing that such similar Permits shall be considered Contractor Permits. For purposes of clarity, all fees and costs, including all Governmental Authority fees associated with applying for, securing, obtaining, maintaining, revising and amending or renewing, or any one or more of the foregoing, County Permits, shall be borne by the County. Governmental Authority fees and costs for a County Permit required of the Contractor or a County Permit, or both, associated with an additional service or a Project shall be borne by the County consistent with the limitations on such increase specified in Section 10, unless such service or Project is the result of Contractor Fault, in which case the Contractor shall be liable for such increased fees or costs. The County's Authorized Representative shall provide a copy of all County Permits to the Contractor's Authorized Representative prior to the Commencement Date. Thereafter, the County's Authorized Representative shall promptly provide a copy of any County Permit to the Contractor's Authorized Representative after any renewal or modification of the same.

If the signature of the operator of the Facility is required under Applicable Law relative to such County Permits, the appropriate Contractor representative shall sign such County Permits as proposed by the

County. If the Contractor or its appropriate representative shall disagree with the information and data contained in such County Permits, the County's appropriate representative shall revise and amend the same as may be necessary and appropriate and then the Contractor's appropriate representative shall sign such County Permits.

Section 3.7 Regulatory Reports.

Section 3.7.1 Reports Required By Governmental Authorities.

The Contractor shall, in a timely manner, generate, file in an organized and readily retrievable manner, store, sign as the Facility operator and provide to all Governmental Authorities having appropriate jurisdiction over the Work, the County Permits and other Permits, all information, applications, renewals and modifications of Permits, including County Permits, notices and reports, including operational data and reports, maintenance records and continuance of historical record keeping activities required to establish and document the impact of operation activities and sampling and testing results (which sampling and testing shall be conducted by or through the Contractor, in each case, in accordance with Applicable Law) (the "Administrative Permit Requirements") as may be required of the Contractor pursuant to and in form and substance specified by Applicable Law. If the signature of the owner of the Facility or the Facility Site, or both, is required under Applicable Law relative to such Administrative Permit Requirements, the appropriate County representative shall sign such Administrative Permit Requirements as proposed in a timely fashion by the Contractor. If the County or its appropriate representative shall disagree with the information and data contained in such Administrative Permit Requirements, the Contractor's appropriate representative shall revise and amend the same as may be necessary and appropriate and then the County's appropriate representative shall sign such Administrative Permit Requirements.

The Contractor's Authorized Representative shall provide Notice to the County's Authorized Representative as each Administrative Permit Requirement is being prepared and, if the County's Authorized

Representative so desires, the Contractor's Authorized Representative shall provide a review copy of the same to the County's Authorized Representative sufficiently in advance of the submission date to the applicable Governmental Authority to allow the County's Authorized Representative to review and comment on the same. The County's Authorized Representative shall have approval rights over Administrative Permit Requirements requiring County signature as the owner of the Facility and, as applicable, the Facility Site; provided, however, that the Contractor shall not be deemed to be in default or subject to any applicable Withholding hereunder if the Contractor is unable to obtain, timely attain or maintain any Permit as a direct result of the County's failure to cause such Permit to be signed timely by an authorized representative of the County. Simultaneously with the Contractor's filing of any such Administrative Permit Requirements with a Governmental Authority, the Contractor's Authorized Representative shall also provide a copy of the executed original to the County's Authorized Representative that was filed with the Governmental Authority.

Section 3.7.2 Sampling and Testing Reports.

The Contractor shall, unless the County, by Notice from the County's Authorized Representative, directs the Contractor's Authorized Representative otherwise, generate, file, store, sign as operator, provide and deliver to the County's Authorized Representative, all Administrative Permit Requirements relative to the Facility or the Facility Site, or both, as may be required of the County to generate, file, store, provide and deliver to all Governmental Authorities having appropriate jurisdiction over the Facility or the Facility Site, or both, (a) by Applicable Law, (b) by any court having appropriate jurisdiction, (c) by this Agreement and (d) of the Contractor pursuant to Section 3.7.l, in each case, after the requisite information is made or could be made available to the Contractor, but in no event later than the earlier to occur of (1) the applicable dates specified in the Applicable Law, (2) the applicable dates, other than dates specified in Applicable Law, specified in this Agreement or (3) at such time as may be necessary or reasonably required

by the County's Authorized Representative to make all appropriate filings, deliver all appropriate reports or give all appropriate notices in a timely manner in conformance with Applicable Law or other requirement.

Section 3.7.3 Reporting Problems.

The Contractor shall immediately notify and provide the County's Authorized Representative and the Consulting Engineer with any and all information as the same becomes available relative to any activity, problem, event or circumstance that is an abnormal condition that threatens or may threaten compliance with the requirements of this Agreement or the requirements of any applicable Required Insurance, or disrupts Facility operations or requires notifications to Governmental Authorities.

The words "immediately notify" shall be construed to mean no later than the earlier to occur of (a) that required in the Emergency Plan under Section 3.8 or (b) that required by Applicable Law. To the extent the Contractor, as the manager, operator and maintainer of the Facility, is required by Applicable Law to notify the applicable Governmental Authorities, it shall do so in compliance with the timeframe required by Applicable Law; provided, however, the Contractor shall always endeavor to notify the County's Authorized Representative of such abnormal condition before it notifies the applicable Governmental Authorities, if required, of such condition. The Contractor shall continue to update and provide any and all information regarding such act or event to the County's Authorized Representative, and to the extent required of the Contractor by Applicable Law, to the applicable Governmental Authorities, as such information becomes available. The Contractor shall take all reasonable steps necessary under the circumstances to develop and provide to the County's Authorized Representative within twenty-four (24) hours after becoming aware of the abnormal condition, the reasons or events giving rise to the abnormal condition, a full and complete assessment of the situation based on such available information, provide recommendations as to the responses that are or should be undertaken by the Contractor to address and Cure the abnormal condition and continually update the County's Authorized Representative of the same as information become available.

Further, the Contractor shall immediately, but in no event later than that period of time prescribed, as applicable, in (a) or (b) above, commence (1) all necessary investigative. corrective and mitigative actions required by Applicable Law, (2) implementation of the Emergency Plan specified in Section 3.8 to the extent it is applicable to the situation, (3) implementation of the activities. required by this Agreement to the extent applicable to the situation and (4) physical inspection and gathering of information and other data from field locations as may be reasonably necessary and appropriate to assess the range of responses that may be available and appropriate to the situation, including that information and data as may be requested by the County's Authorized Representative pursuant to this Agreement.

Section 3.7.4 Failure to Comply.

Failure of the Contractor to comply with the requirements of Section 3.7 shall subject the Contractor to the Withholding in accordance with Section 8.4.7.1.

Section 3.8 Emergency Procedures Planning.

As part of the Transition Plan, the Contractor shall provide the County's Authorized Representative with a plan of action to be implemented by the Contractor in the event an Emergency shall occur (the "Emergency Plan"). The Emergency Plan shall specify the Emergency procedures to be followed as required by Applicable Law and to the extent not inconsistent with Applicable Law, conform such plan with the existing County Solid Waste Department and County-Wide Emergency Plans (together, the "County Plans") as well as with such modifications thereto as the County may make from time-to-time after notifying the Contractor thereof in writing. Upon conforming its Emergency Plan to any modifications to the County Plans, the Contractor shall file its modified Emergency Plan with the County's Authorized Representative for review and approval within thirty (30) Days after the County's adoption of any amendment to the County Plans. Within thirty (30) Days following the Contract Date and, as applicable, within thirty (30) Days following the County's Authorized Representative's receipt of the Contractor's Emergency Plan and any amendments to the

same as required by this Section 3.8, the County's Authorized Representative shall, by Notice to the Contractor's Authorized Representative, approve or disapprove of such plan. If the County's Authorized Representative by such Notice disapproves of the Contractor's Emergency Plan, the County's Authorized Representative shall specify in reasonable detail in such notice its reasons for its disapproval. The Contractor shall, upon receipt of such Notice, amend its Emergency Plan accordingly and resubmit it to the County's Authorized Representative for approval. The foregoing procedures and timeframes shall be applicable to the preparation, filing and approval of any Contractor Emergency Plan. If the County's Authorized Representative does not, by Notice, disagree with the Contractor's Emergency Plan within thirty (30) Days following the Contract Date or, as applicable, such other thirty (30) Day period following the receipt of the same, such Contractor plan shall be deemed to have been approved by the County's Authorized Representative. The Contractor is not permitted to modify its approved Emergency Plan without providing the County's Authorized Representative with prior Notice of such proposed modification and no such modification shall be effective without the County's Authorized Representative's approval pursuant to the procedures of this Section 3.8.

The Emergency Plan shall provide that (a) the County may, at its election, intercede and take, or direct the Contractor to take, any and all actions reasonably necessary or appropriate to respond to an Emergency, (b) the Authorized Representatives shall coordinate with one another prior to and after the occurrence of a hurricane or similar event, including (i) the planning and implementation of actions designed to prevent or mitigate, or both, damage to the Facility and the Facility Site and (ii) the attendance at all meetings relative to such planning and implementation, (c) the Contractor shall interact and cooperate with appropriate departments of the County and other jurisdictions and (d) the Contractor shall supply standby employees from normal Facility staff ready to address any Emergency in an expeditious manner. The Emergency Plan shall be reviewed and updated by the Parties as frequently as necessary, but at least annually and no later than April

1. All Contractor obligations under the Emergency Plan in effect as of the Contract Date shall be performed as part of the Processing Fee.

To the extent changes to the Contractor's Emergency Plan, as modified pursuant to modifications to County Plans as specified in this Section 3.8, increases the Contractor's cost to comply with its obligations under this Agreement, the Contractor's Authorized Representative shall, together with its filing of its modified plan, include its proposed cost increase. As part of such filing, the Contractor shall also provide to the County's Authorized Representative documentation and other evidence purporting to support such cost increase. Failure of the Contractor's Authorized Representative to include its proposed cost increase and to provide such documentation and other supporting evidence as part of its modified Emergency Plan filing shall be deemed a waiver of the Contractor's right to seek reimbursement for such increased costs unless the County's Authorized Representative, in his or her sole discretion, waives such period by Notice to the Contractor's Authorized Representative. If such documentation and other evidence reasonably supports the Contractor's contention of increased costs, the Authorized Representatives shall prepare an amendment to this Agreement, for the Board of County Commissioners' review, consideration and possible execution, identifying the cost increase relative to performing the requirements associated with the modification of the Contractor's Emergency Plan and the method to be employed for reimbursing such costs. Any such cost increase shall be limited to Direct Costs, subject to Cost Substantiation, inclusive of Markup. Reimbursement, at the County's election, shall be in the form of an adjustment to the Processing Fee or a one-time, lump sum payment.

Notwithstanding any provision in this Section 3.8 to the contrary, the Contractor shall have no obligation under this Agreement to comply with changes to its Emergency Plan consistent with the County's modification to the County Plans if such changes increase the Contractor's costs to comply with such changes unless and until the Parties have executed an appropriate amendment to this Agreement, except, in any case,

to the extent necessary to protect human life and the environment and mitigate potential damage in accordance with Section 9.

Section 3.9 Housekeeping, Maintenance of Buildings and Grounds and Customer Service.

The Contractor shall continually and on a daily basis maintain the Facility and the Facility Site in an aesthetically attractive, clean, neat, orderly, and litter free condition, and shall implement and maintain appropriate dust control measures in and around the Facility. Without limiting the generality of the foregoing, the Contractor shall maintain within the Facility Site all grounds, landscaping and drainage systems, including, but not limited to, storm water drainage systems, manholes, inlets, headwalls, flared-end sections, cleanouts and rip-raps, except that the County shall be responsible for maintaining the landscaping around the Contractor's administration building located on the South side of 110th Avenue. The Contractor shall also comply with the non-process maintenance and customer service standards provided in Schedule 15 (Non-Processing Maintenance and Customer Service Standards). In furtherance of assuring the Contractor's compliance with its obligations under this Section 3.9, the County shall have the right to Withhold amounts against the Contractor pursuant to, as applicable, Sections 8.4.7.4.

Section 3.10 Repairs and Maintenance.

The Contractor shall perform all maintenance and Repairs or Replacements to the Facility at a level adequate for the reliable, efficient, long-term dependability and preservation of the Facility and the Facility Site such that (a) the normal useful life of the Equipment shall be achieved, (b) operational readiness of the same will be assured and (c) existing redundant Equipment and an adequate level of Spare Parts (consistent with the requirements of this Agreement) shall be maintained to remain available for installation and operation at all times, in accordance with the Standards of Maintenance. Failure of the Contractor to comply with this obligation shall subject the Contractor to retainage and Withholdings and the County's implementation of its rights and remedies pursuant to Section 6.

In furtherance of the Contractor's obligations under Section 3.2 and 3.9 and the previous paragraph of this Section 3.10, the Contractor shall perform maintenance, Repairs or Replacements to the Facility and perform each and every component of the Work in accordance with the more stringent of (i) the Operation and Maintenance Manuals, except that the Contractor shall not be required to perform such activities in accordance with the Prior Contractor's Operation and Maintenance Manuals to the extent that such Operation and Maintenance Manuals are in conflict with the Contractor's Operation and Maintenance Manuals, and other operating instructions produced, generated or modified by the Contractor relating to the Facility and consistent with Prudent Industry Practices, (ii) manufacturer's recommendations, as modified by the Contractor; provided, such modifications are consistent with (A) Prudent Industry Practices and (B) the requirements necessary to maintain the Facility's warranties (to the extent such warranties are available to the Contractor), (iii) the applicable terms and conditions of this Agreement, (iv) Prudent Industry Practice and (v) Applicable Laws, (collectively, the "Standards of Maintenance") provided, however, that compliance with the foregoing shall not be a violation of Applicable Laws. Notwithstanding the foregoing in this Section 3.10, the Contractor shall cause each turbine-generator to undergo major maintenance overhaul at least every five (5) years as measured against each such turbine-generator's most recent major maintenance overhaul unless the Parties otherwise agree on an alternative timeframe for such periodic maintenance. If a major maintenance overhaul is performed for both turbine-generators in the same year, prior to the Commencement Date or in the first full or partial Billing Year, the Contractor will be allowed a one year extension on the five (5) year required frequency for one of the turbine- generators such that both turbine-generator major overhauls will not be required in the same year. If the Contractor proposes to undertake one or more major maintenance overhauls of a turbine-generator earlier than such five (5) year periodic interval and the County's Authorized Representative disagrees with such alternative timeframe(s), the Contractor may undertake such major maintenance overhaul(s) and any dispute resolution resulting from such disagreement shall be limited to

whether the Contractor should be afforded relief under the applicable circumstances from its obligation to comply with the Performance Guarantees, as such relief for such major maintenance is calculated pursuant to Schedule 3 (Performance Calculations and Test Procedures).

Notwithstanding any other provisions of this Agreement, no turbine-generator inspection or repair shall be considered an Extended Maintenance Plan Project unless such repair is considered to be end of life or beyond normal or routine maintenance (e.g., steam path replacement, or generator rewind), subject to County approval. All recommended repairs, whether resulting from a five-year major maintenance overhaul or other outage, shall be completed within thirty-six (36) months of such inspection or recommendation, unless the Contractor can provide appropriate evidence, to the County's Authorized Representative and the County's Authorized Representative approves of such evidence and agrees, that such repairs are unnecessary for the continued reliable and efficient operation of the turbine-generator. Recommended repairs, not waived by the County's Authorized Representative, shall immediately be placed on the Ongoing Punch List.

The Contractor shall be obligated to comply with those Standards of Maintenance which are applicable in any particular circumstance. Where more than one Standard of Maintenance applies to any particular obligation under this Agreement, the Contractor shall comply with each applicable Standard of Maintenance. Where one or more Standards of Maintenance may be in conflict with one another, the Contractor shall comply with the most stringent, or applicable portion, of such Standards of Maintenance.

Section 3.11 Replacement of Unsupported Equipment.

In furtherance of the Contractor's responsibilities under Section 3.10, if Equipment to be replaced is no longer supported by the applicable Equipment manufacturer or aftermarket supplier, then replacement Equipment that is new, current, proven and commercially available Equipment of its type shall be procured, installed and used by the Contractor. The fact that such replacement Equipment may be an improvement or upgrade over that Equipment that is being replaced shall not give rise to additional compensation, Pass

Through Cost or other remuneration to the Contractor under this Agreement except to the extent that the Equipment is identified as an Extended Maintenance Project in accordance with Section 10.6 The cost and expense associated with the procurement, administration, installation and any other fee or cost associated therewith and the maintenance thereof and the purchase of Spare Parts for such Equipment as well as the retirement of obsolete Spare Parts for the unsupported Equipment was contemplated by the Contractor in establishing the Processing Fee hereunder, and the County shall have no liability relative to such replacement Equipment.

Section 3.12 Certain Warranties Regarding Workmanship, Parts, Equipment and Consumable Supplies.

The Contractor shall maintain, on behalf of the County, all third party warranties and guarantees on Equipment, and shall enforce all warranties and guarantees relative thereto. These warranties include: (a) all existing warranties on Equipment and components thereof that the County's Authorized Representative provides to the Contractor, (b) warranties and guarantees on Equipment and components thereof provided by the contractors and vendors selected by the County, and (c) warranties and guarantees on Equipment and components thereof provided by or through the Contractor. The County shall provide, in a timely manner, copies of all warranties to the Contractor for the Equipment and components thereof provided by the contractors and vendors selected by the County. Upon the request of the County's Authorized Representative, the Contractor's Authorized Representative shall provide the County's Authorized Representative a current list and copies of all warranties and guarantees with respect to Equipment and components thereof. To the extent that warranties for Equipment are in, or come into, the County's name for its use and benefit are assignable, the County shall transfer and assign to the Contractor all such warranties (a) in its possession as of the Commencement Date, within thirty (30) Days after such date, and (b) that come into the possession of the County after the Commencement Date, within thirty (30) Days after the date the County comes into such possession.

Section 3.13 Ownership and Title.

The Facility is titled in the name of and owned by the County. Subject to the Contractor's rights pursuant to Section 3.14.2, title to all Equipment (other than equipment temporarily [not more than sixty (60) Days] brought onto the Facility Site to perform the Work and then removed after the Work has been performed, and it being further understood and agreed between the Parties that the Contractor shall not store equipment on the Facility Site that is not necessary for the performance of the Work), Reagents, Spare Parts, Utilities, chemicals, supplies, materials and other items of a similar nature (collectively, "Property") shall vest in and be deemed owned by the County upon the earlier to occur of (a) payment for such item by the County, if applicable, or (b) delivery to the Facility Site, and in all events, free and clear of all liens, security interests and encumbrances.

Title to drawings, Operation and Maintenance Manuals and other manuals, reports, As- Built Drawings, specifications, operating data, maintenance records, analyses of the data, maps, photographs, meeting records, communications records, County Permit applications, County Permits, studies and similar items, licenses, including software licenses and industrial property rights to the extent such are transferable to the County and, except as provided by Applicable Law, all Records, (1) owned or acquired by the County prior to the Contract Date and relative to the Facility shall be deemed to be owned and titled in the name of the County and (2) purchased, supplied or prepared by the Contractor on and after the Contract Date for, or in connection with, the Work, with the exception of (i) those items qualifying as Confidential Information under Applicable Law, (ii) the Contractor's Records to the extent protected from disclosure by Applicable Law, (iii) Records for which title is not transferable from the Subcontractor having title to such Records and (iv) corporate or partnership records of the Contractor (if the Contractor is a partnership), personnel records of the Contractor's employees and the Contractor's financial records, including tax returns and financial statements, shall from the inception, vest in and be deemed owned by the County free and clear of all liens, security interests and encumbrances. To the extent that maintenance records are integrated with financial

records, it shall be the responsibility of the Contractor to provide the County with a searchable computerized record of all maintenances activity without disclosing financial records. All items referenced in this paragraph that are owned by the County shall remain a part of the Facility upon the termination or expiration of this Agreement. The Contractor's records shall remain its property and shall be accessible by the County to the extent permitted by Applicable Law.

The Contractor further warrants and guarantees and shall require all Subcontractors performing Work on the Facility Site to warrant and guarantee that, except as provided in the preceding paragraph of this Section 3.13, no Property which is to be owned by the County will have been acquired by the Contractor, any Subcontractor or other Entity performing Work or Property which is subject to an agreement under which an interest therein or encumbrance thereon will be retained by the seller or otherwise imposed on the Contractor, any Subcontractor or other Entity. In the event of any claim affecting such titles, the Contractor and the applicable Subcontractors shall, at no cost to the County, protect, indemnify and hold the County harmless from and against all Losses and shall defend the Indemnified Parties in any Legal Proceeding or in connection with the title to all such Work, Property and shall obtain good and marketable title to the same on behalf of the County.

Section 3.14 Facility Spare Parts and Equipment.

Within fifteen (15) Business Days after the Commencement Date, the County's Authorized Representative and the Consulting Engineer, or his or her representatives, or both, at the County's cost and expense, and the Contractor's Authorized Representative, or his or her representative, at the Contractor's sole cost and expense, shall jointly conduct a physical inventory to verify the presence of the Facility Spare Parts and Equipment on the Initial Spare Parts List and Initial Equipment List, as both are attached hereto as Schedule 16A, and the Critical Spare Parts List, attached as Schedule 16B.

The Contractor shall, within sixty (60) Days after completing the physical inventory, provide to the County's Authorized Representative a report, relative to the Initial Spare Parts List and Initial Equipment List, identifying (a) obsolete Spare Parts or Equipment, or both, recommended to be removed from the inventory and such lists, (b) Spare Parts and Equipment that either (1) are not on either inventory list and are recommended to be added to the applicable list, (2) were not present in the physical inventory, or (3) were not present in the recommended quantity, (c) items whose description or condition do not match the Initial Spare Parts or Initial Equipment List, and (d) the estimated value of the Spare Parts, which cost shall be based on the purchase price for the Spare Parts for new Spare Parts and the fair market value for used or rebuilt Spare Parts (the "Estimated Value"). The County and the Consulting Engineer will review the Contractor's recommendations, and upon agreement, revise the Initial Spare Parts List and Initial Equipment List to reflect the agreed upon changes, which revised lists shall list the Spare Parts and Equipment which are required to be in inventory at the Facility at the earlier to occur of the expiration or termination of this Agreement (the "Required Spare Parts List" and "Required Equipment List"). The Required Spare Parts List and Required Equipment List shall be approved in writing by the Parties and upon such approval, shall be attached hereto as Schedule 16A (Required Spare Parts and Equipment List) and made a part of this Agreement. With respect to (b) above, the Contractor shall procure all Spare Parts and Equipment that the Parties have agreed are required Spare Parts or required Equipment, or both, and the County shall reimburse the costs for such purchases as a Pass Through Cost. Such Pass Through Costs for required Spare Parts shall be included in the Estimated Values.

The County's Authorized Representative shall maintain possession of the Required

Spare Parts and Equipment List and shall provide free of charge to the Contractor's Authorized Representative a copy of such lists, as such lists may be revised during the Term.

Effective on the Commencement Date, the Contractor shall assume custody of the Facility, all Spare Parts and Equipment, and shall be responsible for maintaining the same to at least the physical inventory and listing in the Required Spare Parts and Equipment List during the Term. At all times during the Term, the Contractor shall replenish and maintain at the Facility the quantity and types of Critical Spare Parts specified on Schedule 16B (Critical Spare Parts List). Each Billing Year, the County's Authorized Representative and the Consulting Engineer, or his or her representatives, or both, at the County's sole cost and expense, and the Contractor's Authorized Representative, or his or her representative, at the Contractor's sole cost and expense, shall jointly conduct a physical inventory of the Required Spare Parts and Equipment List not later than October 31 of each Billing Year.

To the extent the Parties, each acting reasonably, agree that items of Spare Parts or Equipment are obsolete, (i) such item(s) shall be deleted from the Required Spare Parts and Equipment List, (ii) the Estimated Value shall be adjusted accordingly, and (iii) a revised Schedule 16A (Required Spare Parts and Equipment List) hereto shall be agreed upon in writing by the Authorized Representatives, and such changes, if any, shall not constitute an amendment to this Agreement.

If, upon the earlier to occur of the expiration of the Term or termination of this Agreement, the value of the then-existing inventory of Spare Parts at the Facility (the "Final Value") is less than the Estimated Value, as adjusted by the Adjustment Factor, the Parties shall reconcile such shortfall in accordance with the following two paragraphs in this Section 3.14.

To determine or verify the physical inventory and current listing of the Facility, including Property, upon the earlier to occur of expiration of the Term or termination of this Agreement, the County's Authorized Representative and the Consulting Engineer may, on or about the date of such expiration or termination date, as applicable, conduct a physical inventory and current listing of the Facility, including Property. This physical inventory may be witnessed or the results verified, or both, by the Contractor's Authorized Representative. If

the County's Authorized Representative and the Consulting Engineer determine that the Final Value is less than the Estimated Value, as adjusted by the Adjustment Factor, the County shall request by Notice to the Contractor's Authorized Representative, that the Contractor (a) deliver to the County's Authorized Representative payment equal to the difference between the Estimated Value and the Final Value and (b) if the number and type of Spare Parts or Equipment is less than the quantity specified on the Required Spare Parts and Equipment List, a procurement specification, including recommended vendor pricing, to purchase such missing Facility item(s), and in the case of either (a) or (b), the Contractor shall perform the same within thirty (30) Days after receipt of the County's Notice.

With respect to chemicals, Reagents, supplies, including lubricants, the Contractor shall, upon the earlier to occur of termination of this Agreement or expiration of the Term, provide and leave on the Facility Site a quantity or amount of such chemicals, Reagents and supplies as shall be (a) sufficient for normal Facility operations and maintenance for a period of three (3) Months or (b) at least one full container (i.e., drum, tube, carton, pod, pallet, etc.) of each such chemicals, Reagents, and supplies, including lubricants, in the size normally purchased by the Contractor, whichever is less. If any such chemicals, Reagents or supplies, including lubricants, are normally stored in fixed vessels, silos or bins at the Facility, each fixed vessel, silo or bin shall be at least fifty percent (50%) full.

Section 3.14.1 No Security Interest in Facility Assets.

The Contractor hereby covenants and warrants that notwithstanding anything in this Agreement that may be construed or interpreted to the contrary, the Contractor does not and shall not have any encumbrance, security or other ownership interest in the Facility, including Property. Moreover, the Contractor hereby waives, now and forever, any encumbrance, security or other ownership interest it may or could otherwise have or allege to have under any Applicable Law to the Facility, including Property.

Section 3.14.2 Disposition of County Property.

Spare Parts or Equipment, or both, that is replaced, refurbished, exchanged or otherwise disposed by the Contractor may serve as a credit to the Contractor's purchase of, as applicable, replacement Spare Parts or Equipment; provided, however, if the replacement Spare Parts or Equipment, or both, arose as a result of an insurable event for which insurance proceeds have, are or will be paid for such replacement Spare Parts or Equipment, or both, the applicable insurance company shall have the right to the salvage value to, as applicable, the Spare Parts or Equipment, being replaced or, if the applicable insurance company does not claim the Spare Parts or Equipment being replaced for its salvage value, the Contractor shall dispose of such Spare Parts or Equipment being replaced and shall have the right to claim and enjoy the any benefits associated with such Spare Parts' or Equipment's disposition. Subject to the proviso in the immediately preceding sentence, the Parties agree that such disposition of Spare Parts or Equipment that is replaced, refurbished, exchanged or otherwise disposed is in the best interest of the County, and the salvage value, exchange value, cost of disposal or cost of other disposition of such Spare Parts or Equipment, or both, was taken into account by the Contractor in establishing the Processing Fee. Subject to the proviso in this Section 3.14.2, the Contractor may sell, exchange or dispose of the foregoing and retain the proceeds of such disposition.

Section 3.14.3 Use or Removal of Equipment.

To the extent the Contractor has a regional maintenance structure and procedures, the County recognizes the benefit it receives from the same and accepts on a temporary basis that Spare Parts, other than Critical Spare Parts, may be shared with other waste-to-energy facilities in the region that the Contractor operates and maintains without compromising the Contractor's obligations under this Agreement. Notwithstanding the foregoing of this Section 3.14.3, the Contractor shall not remove Equipment from the Facility Site or share the use thereof on a temporary basis with other facilities the Contractor operates and

maintains to the extent that such removal or use is restricted or otherwise prohibited by any Equipment financing covenants or security agreements that the County may enter into relative to the Facility or the System. If the Contractor is unsure of the applicability of such restrictions or covenants, the Contractor's Authorized Representative may contact and secure a determination thereon from the County's Authorized Representative. If such a determination is sought, the Contractor shall not remove the Equipment in question unless and until the County's Authorized Representative approves such removal in writing and delivers the same to the Contractor's Authorized Representative.

Section 3.14.4 Rolling Stock.

Rolling Stock shall not be considered Facility Equipment. It shall be the Contractor's responsibility to furnish and maintain Rolling Stock during the Term as required to perform the Work, including the purchase, rental or other method of securing Rolling Stock. Rolling Stock shall be maintained in proper working order at all times. At a minimum, the Contractor shall complete OEM maintenance recommendations for the intended services and conditions the Rolling Stock is subject to and complete those additional maintenance practices necessary to keep Rolling Stock operating like new and in accordance with Prudent Industry Practices. . Inoperable Rolling Stock shall not be kept on site for more than two weeks. If a critical replacement part or component is necessary to repair Rolling Stock machinery, the Rolling Stock shall be temporarily removed from the site until the Rolling Stock is able to be returned to service. The Contractor shall cooperate with the County in such removal effort.

During the first year of the Term or as approved by the County, these requirements may be relaxed to allow for acquisition of new Rolling Stock, provided details of purchase or lease agreement terms are provided supporting delivery dates. Rolling Stock may be purchased from the Prior Contractor.

Section 3.15 Access to the Facility.

Section 3.15.1 Access to the Facility.

The Contractor shall provide the County's Authorized Representative and his or her agents (including the Consulting Engineer) on a twenty-four (24) hour per Day basis and with the full cooperation of the Contractor, unlimited access to and unlimited rights to visit and inspect the Facility and the Facility Site, at any time for any reason, including photography, sampling and testing; provided, however, any such sampling or testing shall be conducted in accordance with Applicable Law (if any governs the same) and protocols established in writing therefor by the Parties or deemed established therefor by dispute resolution pursuant to Section 14 and provided further, that the frequency of such sampling and testing does not unreasonably interfere with the Contractor's operation and maintenance of the Facility.

Section 3.15.2 Access to Data and Records.

The County's Authorized Representative, the Consulting Engineer and the County's employees, representatives and agents, with the full cooperation of the Contractor, shall have, during normal business hours and upon reasonable notice to the Contractor, access to review or copy, or both, in accordance with Applicable Law, including Chapter 119, Florida Statutes, all documents, papers and letters, in Native Electronic Format (including metadata) or otherwise, and all other records, books, accounts, documents, papers, letters and invoices to verify costs incurred or payments by the County pursuant to this Agreement or in connection with the Work or that are made or received by the Contractor in connection with this Agreement; provided, however, the foregoing costs and expenses shall not apply to payments of the Processing Fee and fixed or lump sum costs. The aforesaid documents, papers and letters (collectively, "Records") will be made available by the Contractor for audit or inspection purposes by the County consistent with the foregoing proviso. Subject to the proviso above, the County's, and its agents' and representatives', access shall include verification or audits of costs and payments to any Subcontractor, any purchase order and

any service or Project, or both, performed by or through the Contractor, any amendment increasing, decreasing or providing for payments under this Agreement that are made or received by the Contractor in connection with this Agreement (all financial, cost, fee or money records or transaction referenced in this Section 3.15.2 being hereafter referred to herein as "Cost Records"); provided, however, that any Entity(ies) with any access provided for under this Section 3.15.2 shall be bound by the County's confidentiality obligations pursuant to this Section 3.15 and Section 15.6, provided that to the extent the Contractor, by Notice to the County within forty-eight (48) hours after such County's confidentiality obligations would otherwise be binding, identifies Applicable Law that permits such applicable Entity to not be so bound, such Entity shall not be so bound provided that within seven (7) Days following the Contractor's receipt of Notice, the County concurs that such Applicable Law permits the applicable Entity to not be so bound. The Contractor shall have the right to deny access to the County, the County's Authorized Representative, the Consulting Engineer and the County's employees, representatives and agents to review and copy Records to the extent Records are protected from disclosure by Applicable Law. The Contractor shall retain for such inspection purposes all Records and Cost Records in compliance with Chapter 119, Florida Statutes. This Section shall survive the termination or expiration of this Agreement for the period specified in Chapter 119, Florida Statutes.

Section 3.15.3 Compliance with Contractor's Rules.

Relative to the County's inspections and visits as described in this Section 3.15, the County's Authorized Representative, the Consulting Engineer and the County's representatives and agents and representatives of Governmental Authorities shall comply with all of the Contractor's safety rules and regulations with respect to their inspections or visits to the Facility or Facility Site, or both, and shall not unreasonably interfere with Facility operations; provided, however, such compliance shall only be applicable to the extent such rules and regulations are applicable to the Contractor's employees and Subcontractors. The Contractor agrees that its rules and regulations regarding access to the Facility Site shall be designed not to

restrict access, but rather to address appropriate security, operational or safety issues that may be reasonably encountered on such visits.

Section 3.15.4 Tours of the Facility.

The Contractor shall schedule and provide tours of the Facility and Facility Site upon reasonable notice by the County's Authorized Representative. The County's Authorized Representative may schedule and conduct as many tours as desired upon reasonable notice to the Contractor's Authorized Representative, provided that any such tours shall not unreasonably interfere with Facility operations. Literature describing the Facility and its operation, if provided by the County's Authorized Representative, shall be distributed during the tour and to the general public. All literature distributed must receive prior approval by the County's Authorized Representative. The Contractor shall also secure, maintain and supply a sufficient number of clean hardhats, safety glasses and other protective equipment or requirement required by Applicable Law for use by tour groups when touring the Facility and the Facility Site. The Contractor shall replace such hardhats, safety glasses and other protective equipment as appropriate or as required by Applicable Law, or both.

Section 3.16 Security at the Facility; Confidentiality of Security Measures.

The Contractor shall be responsible for Facility security, including the administration and implementation of the security procedures for the Facility, except as otherwise specifically provided in this Section. Without limiting the generality of the foregoing, access to the Facility and the Facility Site shall only be given to its employees, Subcontractors, Affiliates, Contractor's invitees, Solid Waste haulers, Governmental Authorities and those Entities permitted by Section 3.15 and as mutually determined by the County's Authorized Representative and the Contractor's Authorized Representative. The access gates to the Facility Site shall remain closed except when admitting such employees, Subcontractors, Affiliates, Contractor's invitees, haulers, Governmental Authorities and Entities. Contractor staff and, as approved by

the County, Subcontractor staff, shall be assigned card access for specified gates and buildings on the Facility Site, with such access specific to the work being performed by such staff. Access cards and all card readers and associated access and security devices shall be provided, programmed and maintained by the County. It shall be the Contractor's responsibility to issue access cards, provide information required by the County for staff to whom cards are issued, and to recover such cards at the termination of employment by Contractor or Subcontractor staff that have been issued access cards. Replacement of lost cards shall be at the Contractor's sole, cost and expense. Maintenance costs of the County's security system shall be performed by the County at the Contractor's sole cost and expense. The County shall invoice the Contractor for such Security system maintenance costs, which shall be paid as an adjustment to the Contractor's Monthly Service Fee, in accordance with Section 8.4 of this Agreement. The Contractor shall also provide all additional security measures as directed by the County; provided that if any such additional measures increase the Contractor's costs, the County's Authorized Representative and the Contractor's Authorized Representative shall negotiate an appropriate amendment to this Agreement and the County's Authorized Representative shall present such amendment to the Board of County Commissioners for possible execution. Notwithstanding the foregoing of this Section 3.16 to the contrary, the Contractor shall have no obligation under this Agreement to comply with such additional security measures as directed by the County that increase the Contractor's costs unless and until the Parties execute an appropriate amendment to this Agreement. Any such increase in costs shall be limited to Direct Costs, subject to Cost Substantiation, inclusive of Markup. Such increase, at the County's election, shall be in the form of an adjustment to the Processing Fee, an Adjustment or on a one-time lump sum payment.

The Contractor shall cooperate and participate by attending meetings and supplying Facility specific information, in the development of such additional security measures as requested by the County. It is understood and agreed by the Contractor that things such as vulnerability analyses of the Facility and various

security measures used to make the Facility and the Facility Site less vulnerable to sabotage are not to be disseminated outside of the Facility Site nor disclosed to other Entities, all in accordance with Section 119.07, Florida Statutes, as amended. If the Contractor receives any request by any Entity for such information, the Contractor shall not disclose such information and the Contractor shall immediately notify the County's Authorized Representative in writing of such request.

Section 3.17 Taxes and Contributions.

The Contractor shall pay when due all taxes, duties, fees and similar impositions of Governmental Authorities imposed on the Contractor under Applicable Law by reason of the Contractor's performance of the Work including sales, excise, storage, consumption taxes, license and registration fees, income, profit, franchise, Contractor's real and personal property taxes (but not taxes on the County or the real or personal property of the County, including the Facility and Facility Site); employment taxes and contributions imposed by Applicable Law or trade union contracts with respect to or measured by compensation (wages, salaries, benefits or other) paid to employees of the Contractor, including taxes and contributions for unemployment compensation insurance, retirement benefits, health and welfare funds, pensions and annuities and disability insurances. The County shall neither be liable for the payment of any such taxes or any other taxes, duties, fees, charges, levies, assessments or similar impositions of Governmental Authorities, including all those enumerated in the immediately preceding sentence of this Section 3.17 nor shall the County have any reimbursement obligation of any or all of the same to the Contractor under this Agreement; provided, however, the County shall be liable for (a) Discriminatory Taxes, (b) any federal, State or local user fees or assessments but only to the extent expressly recognized as qualifying as a Change in Law pursuant to such definition and (c) sales taxes to the extent such taxes apply directly to (1) Reagents purchased for use at the Facility, (2) parts, materials and equipment (including Equipment) purchased by the Contractor prior to the Term, provided such parts, materials and equipment (including Equipment) are to be used at or on the Facility

as part of the implementation of Schedule 19 (Extended Maintenance Plan) and (3) Projects (other than those in Section 10.6 which is addressed in clause (2) above) and additional services pursuant to Section 10; provided, that the County shall not be liable for any of the foregoing to the extent clause (c) above are performed on the basis of a lump sum or fixed price which Contractor pricing therefore shall include, or shall be deemed to include, sales taxes. To the extent the County is liable for any reimbursement with respect to clauses (a), (b) or (c) above, the Contractor shall invoice the County for the applicable amount in the Billing Month after the Billing Month in which the Contractor paid such amount and the County shall reimburse the applicable amount to the Contractor as a Pass Through Cost (such amount, "Pass Through Taxes and Fees"). The Contractor shall protect, indemnify and hold harmless the County from and against all Losses and shall defend the Indemnified Parties in any Legal Proceeding resulting from or arising out of or in connection with Contractor's or its Subcontractor's, or both, failure to make timely payment or comply with the reporting, filing or other procedural requirements under Applicable Law with respect to payments required under this Section 3.17.

The County's Authorized Representative shall supply the Contractor's Authorized Representative with the County's tax exempt information for the Contractor's use to the extent permitted by Applicable Law.

Section 3.18 Acceptance of Facility As-Is.

Section 3.18.1 Acceptance.

Except as expressly provided in this Agreement, the Contractor accepts the Facility in its current "as-is" condition for purposes of operating, maintaining, and performing lifecycle work. The Contractor shall be responsible for all maintenance, repair, and replacement arising from normal wear and tear, degradation, and other lifecycle consumption of Facility equipment and components (including, without limitation, boiler tubes, refractory, fans, pumps, and similar consumable or replaceable items). The Contractor shall not be responsible for (a) any latent or concealed defects not reasonably identifiable by inspection or normal operation prior to the Commencement Date, (b) any structural steel or Pressure Parts

addressed under the Extended Maintenance Plan, (c) any Environmental Liabilities or code violations existing prior to the Commencement Date, or (d) any Legacy Punch List Items.

On and after the Commencement Date failure of the Contractor to comply with its obligations hereunder specifically identified in this Agreement shall be governed by the provisions in this Agreement expressly addressing such matter, including Sections 3.1, 3.2, 3.10, 10.6 and Schedule 19 (Extended Maintenance Plan).

Section 3.18.2 Legacy Punch List.

The Contractor's responsibilities with respect to Legacy Punch List Items are limited to those expressly set out in the definition of "Legacy Punch List Items," and no greater.

Section 3.18.3 Affidavit and Release.

Together with each invoice submitted by the Contractor to the County for payment for Work performed and completed relative to Schedule 19 (Extended Maintenance Plan) and in accordance with the terms and conditions of Section 10.6 and Schedule 19 (Extended Maintenance Plan), the Contractor shall include an executed affidavit and release in form and substance attached hereto as Schedule 21 (Form of Affidavit and Release). The County shall have no obligation to make any payment relative to any such invoice unless and until such affidavit and release executed by the Contractor has been provided to the County.

Section 3.18.4 Contractor Investigation of Facility and Facility Site.

The Contractor represents that relative to its acceptance of the Facility's condition on an "as is" basis pursuant to Section 3.18.1, it has investigated the Facility and is familiar with it and with the conditions relating thereto. The Contractor further represents that subject to Section 3.18.1, the Facility is satisfactory for the performance of the Work, that Contractor has satisfied itself as to the nature and location of the Work, the specific local site conditions, the environmental and physical conditions at the Facility, the

character of the Facility and labor conditions and all matters that may affect the performance of the Work and the cost thereof. Any failure by the Contractor to make such determinations shall not relieve it of responsibility for performing the Work in accordance with this Agreement without claim for additional compensation or any other issues, except as otherwise expressly recognized in this Agreement.

Section 3.19 Process Water Priorities and Non-Compliant Process Wastewater.

Section 3.19.1 Supply Priorities.

The Contractor shall operate the Facility to minimize the use of Reclaimed Water for Processing by using treated water from Pond A to supply the Facility's Process Water requirements up to the maximum availability of treated water from Pond A. The use of Potable Water for Processing is prohibited except for use for boiler water makeup, which use must receive prior approval from the County.

Pond A water shall undergo treatment through the County's Industrial Water Treatment Facility to meet the requirements of Schedule 20 (County's Minimum Water Quality Delivery Standards) and shall be supplied to the Facility by the County for use by the Contractor.

If the Facility's Process Water demand is greater than the available treated water from Pond A, the Contractor shall next use Reclaimed Water to supply the Facility's Process Water requirements up to the maximum availability of the Reclaimed Water. If the Facility's Process Water demand is greater than the available treated water from the combined treated Pond A water and Reclaimed Water, then the Contractor shall next use Potable Water, except that Potable Water shall only be used for boiler make-up water and such use must be approved in writing by the County's Authorized Representative.

Except as provided in the immediately preceding paragraph of this Section 3.19, Potable Water shall be used only for drinking, personnel sanitary use and certain laboratory Equipment and cleaning uses, as approved by the County's Authorized Representative. Potable Water shall not be used for Process area or Process Equipment wash down. Use of Potable Water for other purposes where use of potable water

is allowed or is identified as an alternate source of supply shall be allowed only in the event of unavailability of non-Potable Water suitable for such activity due to the occurrence of a Force Majeure or County Fault, and in either case, the Contractor's Authorized Representative shall give the County's Authorized Representative Notice prior to commencing such use and such use must be approved in writing by the County's Authorized Representative.

Section 3.19.2 Non-Compliant Process Wastewater.

If the quality of Process Wastewater discharged from the Facility fails to meet the standards specified in Schedule 2 (Performance Guarantees), Table 2, as the same may be amended, the Contractor shall cease discharge of Process Wastewater to the sanitary sewer until the cause of such non-compliance is identified and Cured. The Contractor shall be responsible for payment of any penalties or damages resulting from such discharge in accordance with Section 8.4.6.1. If the quality of Process Wastewater discharged from the Facility fails to meet the standards specified in Schedule 2 (Performance Guarantees), Table 2, as the same may be amended, due to the quality of the incoming Process Water not meeting such standards, the Contractor shall not be liable for penalties and damages, and the Parties shall cooperate and pursue expeditiously to identify (a) the cause for such noncompliance and (b) the appropriate Cure.

Section 3.20 Media Relations; Signage.

Section 3.20.1 Media Relations.

The Contractor's Authorized Representative shall consult with and receive the approval of the County's Authorized Representative prior to the Contractor responding to any inquiry from, or initiating any contact with, the press or other media regarding any event, circumstance or condition with respect to the management, operation or maintenance of the Facility or any other activities of the County or the Contractor with respect to the Facility or the Facility Site. The Contractor shall not use the name or logo of the County, its facilities, employees or officers in any advertising, brochures, public relations documents or news releases

without the prior written consent of the County's Authorized Representative; provided, however, the Contractor may use or furnish the name, address and telephone number of the County's Authorized Representative as a client reference and make such press or media releases as expressly required by Applicable Law. This Section 3.20.1 shall not be construed to limit the Contractor's right to make any and all required filings or disclosures to Governmental Authorities, stock exchanges or similar Entities.

Section 3.20.2 Signage.

The Contractor shall not provide, hang, apply, fix, paint or otherwise display at or on the Facility or Facility Site, or both, in areas generally visible to the public, any signage, logos or other identifications unless required by Applicable Law or approved in writing by the County's Authorized Representative. To the extent the Contractor violates this obligation specified in the immediately preceding sentence of this Section 3.20.2, the County shall have the right to remove such signage, logos or other identifications and dispose of the same at the Contractor's cost and expense. The Contractor shall, at the County's cost and expense, which shall be limited to the Contractor's Direct Costs, subject to Cost Substantiation, exclusive of Markup, provide, hang, apply, fix, paint or otherwise display at or on the Facility or the Facility Site, or both, as the County's Authorized Representative may direct, signage, logos and other identification as determined by the County's Authorized Representative.

Section 3.21 Residue Processing.

The Contractor shall operate and maintain the Residue processing facilities to separate plus five (5) inch material and recover Ferrous Metals, Non-Ferrous Metals and minus five (5) inch material, all as specified in Schedule 2 (Performance Guarantees). The Contractor shall separately store the above materials in the Residue storage and processing building; provided, however, once such materials are separated, the Contractor may mix the plus five (5) inch Ferrous Metal and minus five (5) inch Ferrous Metal. The Contractor's Authorized Representative shall immediately notify the County's Authorized Representative

whenever the plus five (5) inch particle size separation system, the Ferrous Metal recovery system or the Non-Ferrous Metal recovery system (a)(l) is reasonably anticipated to stop operating for four (4) hours or (2) has stopped for four (4) hours and (b) is placed back into operation after such four (4) hour stoppage. The Contractor agrees to not conduct scheduled maintenance of the Residue processing facilities that requires a shutdown of the Residue processing facilities during any period of a scheduled boiler unit outage, except when all boiler units are shutdown simultaneously.

Whenever the plus five (5) inch particle size separation system is not operational, the Contractor shall separately store the Residue that has not been size-separated in the Residue storage and processing building and shall promptly give notice to and coordinate with the County's Authorized Representative so that such Residue can be loaded separately onto Residue hauling trucks provided by the County and disposed of at the Landfill by the County rather than used by the County as cover material at the Landfill by the County. Alternatively, the Contractor may introduce the Residue back into the Residue processing facility at an entry point prior to the plus five (5) inch particle size separation system. The Contractor shall operate and maintain the Residue storage and processing building at the Facility so as to ensure that all Residue, water and any other material resulting from Residue handling, storage and processing only leaves the Residue storage and processing building in hauling trucks.

The Contractor shall, during the first sixty (60) Days following the Contract Date, prepare and submit to the Country's Authorized Representative for County review and approval, a Residue and Recovered Materials Management Plan addressing how the Contractor proposes to manage and implement processes and procedures with respect to Residue and Recovered Material generation, size separation and treatment; Ferrous Metals and Non-Ferrous Metals recovery from Residue; Residue testing; Residue and Recovered Materials load out and transport; and management of collected or Residue contaminated material, if any, all in accordance with Applicable Law and Prudent Industry Practices. Within thirty (30) Days following the

County's Authorized Representative's receipt of the proposed Residue and Recovered Materials Management Plan, the County's Authorized Representative shall review and by Notice to the Contractor's Authorized Representative, either approve or disapprove of such proposed plan. If the County's Authorized Representative by such notice disapproves of the proposed Residue and Recovered Materials Management Plan, the County's Authorized Representative shall specify in reasonable detail in such notice his or her reasons for such disapproval. The Contractor's Authorized Representative shall, upon receipt of such notice, revise the proposed Residue and Recovered Materials Management Plan accordingly and resubmit it to the Country's Authorized Representative for approval within fifteen (15) Business Days after his or her receipt of the County's Authorized Representative's disapproval notice. If the revised and resubmitted Residue and Recovered Materials Management Plan does not fully correct, address and conform such plan to the County's Authorized Representative's disapproval Notice, the foregoing procedure and timeframes for Notice and resubmission(s) or a revised Residue and Recovered Materials Management Plan shall apply. If the County's Authorized Representative does not, by Notice, disapprove of the proposed Residue and Recovered Materials Management Plan or, as applicable, any revised Residue and Recovered Materials Management Plan, within the thirty (30) Day period following the County's Authorized Representative's receipt of such plan, such Residue and Recovered Materials Management Plan shall be deemed to have been approved by the County's Authorized Representative. Once the Residue and Recovered Materials Management Plan is approved or deemed approved by the County's Authorized Representative, such plan shall be binding on the Parties with respect to the Residue and Recovered Materials Management under this Agreement.

A County approved or, as applicable, deemed approved, Residue and Recovered Materials Management Plan may be changed or amended unilaterally by the County, provided that any Contractor incurred increased costs and expenses directly relating to such change shall be paid to the Contractor in accordance with the procedures and other requirements of the immediately succeeding paragraph; provided,

however, unless the Parties negotiate and execute an amendment to this Agreement, the County shall not make any change to the Residue and Recovered Materials Management Plan that will (a) require that the Contractor transport and dispose of Residue or (b) directly delay or prevent Contractor's performance of its obligations hereunder.

If County changes to the Residue and Recovered Materials Management Plan increase the Contractor's cost to comply with its obligations under this Agreement, the Contractor's Authorized Representative shall, within sixty (60) Days following the County's Authorized Representative's Notice to the Contractor's Authorized Representative of such change, provide the County's Authorized Representative with documentation and other evidence purporting to support such cost increase. Failure of the Contractor's Authorized Representative to provide such documentation and other supporting evidence within such sixty (60) Day period shall be deemed a waiver of the Contractor's right to seek reimbursement for increased costs unless the County's Authorized Representative, in his or her sole discretion, waives such period by Notice to the Contractor's Authorized Representative. If documentation and other evidence reasonably supports the Contractor's contention of increased costs, the Authorized Representative shall prepare an amendment to this Agreement, for the Board of County Commissioners' review, consideration and possible execution, identifying the cost increase relative to performing the requirements associated with the County's changes to the Residue and Recovered Materials Management Plan and the method to be employed for reimbursing such costs. Any such cost increase shall be limited to Direct Costs, subject to Cost Substantiation, inclusive of Markup. Reimbursement shall, at the County's election, be in the form of an adjustment to the Processing Fee or a one-time, lump sum payment. Notwithstanding the foregoing of this Section 3.21 to the contrary, if County changes to the Residue and Recovered Materials Management Plan increases the Contractor's costs to comply, the Contractor shall not be obligated under this Agreement to comply with such changes unless and until an amendment to this Agreement is executed by the Parties.

Subject to the provision in the last sentence of the paragraph immediately preceding the immediately preceding paragraph and the last sentence of the immediately preceding paragraph of this Section 3.21, failure of the Contractor to comply with the approved Residue and Recovered Materials Management Plan shall subject the Contractor to Withholding or liquidated damages pursuant to Sections 8.4.1.2, 8.4.1.3, 8.4.1.4, 8.4.5 or 8.4.7.1, respectively.

Section 3.22 Ferrous and Non-Ferrous Metals Recovery and Marketing.

Section 3.22.1 Marketing.

The Contractor shall manage, operate and maintain the Ferrous Metal and Non- Ferrous Metal recovery systems in accordance with the Ferrous Metal Recovery System Availability Guarantee and the Non-Ferrous Metal Recovery System Availability Guarantee during the Term, market all Recovered Materials and deliver, or cause to be delivered, Recovered Materials to the purchasing Entities. Transportation of Recovered Materials shall occur during and be limited to the Receiving Time. No Residue or Recovered Materials shall be stored, maintained, stockpiled or otherwise exist outside of any enclosed building or conveyance except as specifically provided herein. The Contractor shall abide by the procedures set forth in the Residue and Recovered Management Plan with respect to Residue and Recovered Materials. Subject to Section 3.22.3, the Contractor shall exercise reasonable efforts to market and sell all Recovered Materials produced by the Residue processing system and deliver, or cause to be delivered, within a time frame necessary to ensure the continuous operation of Residue processing system, to the purchaser or its broker or representative of such Recovered Materials. As part of such marketing, delivery and sale obligation, the Contractor shall:

(a) Sell Recovered Materials to markets or into markets wherein the Recovered Materials will, consistent with Applicable Law, be recycled, reused, refabricated or reconstituted.

(b) Load Recovered Materials (1) onto trucks or vehicles provided by the Recovered Materials purchaser, or its broker or representative, for transport and delivery to the Recovered Materials purchaser, or its broker or representative, or (2) if necessary, onto trucks and vehicles arranged through and contracted for by the Contractor for transport and delivery to the Recovered Materials purchaser, or its broker or representative.

(c) Identify available markets for the sale of Recovered Materials and be responsible for and exercise reasonable efforts to market and sell Recovered Materials. In implementing such obligation, the Contractor shall endeavor to secure the highest Net Revenues reasonably available for each type of Recovered Materials in the marketplace taking into account the credit status and ability to pay timely of the purchasing Entity, or its broker or representative.

(d) As a condition precedent to any contract, purchase order or other arrangement the Contractor may propose to enter into with any purchaser, or its broker or representative, the Contractor shall provide the County the name and address of the proposed disposal site or sites for the disposal of any Residue remaining on the Recovered Materials proposed to be delivered and sold to such purchaser, or its broker or representative , and confirmation that such disposal site is permitted under all Applicable Laws to receive and dispose of such Residue. Upon the provision of all such information in such form and in such reasonable particulars acceptable to the County, the County will, by Notice to the Contractor within five (5) Days following receipt of all such information, approve or disapprove of such disposal site or sites. Failure of the County to provide such Notice within such five (5) Day period shall be deemed County approval of such disposal site.

(e) Provide to the County the information and data relative to the recovery and sale of Recovery Materials and at such times as specified in Schedule 6 (Reporting Requirements).

(f) Exercise reasonable efforts to (1) maximize the quality and quantity of Recovered Materials and (2) minimize contamination and other incidences adversely affecting the quality of Recovered Materials to be delivered and sold in the marketplace so as to facilitate optimal pricing and receipt of Net Revenues in the marketplace. In any and all cases, the Contractor shall not operate the Facility in a manner the Contractor knows or reasonably should know could generate Recovered Materials and Residue that is Hazardous Waste.

(g) Promptly invoice all purchasers of Recovered Materials generated by the Residue processing system and exercise all reasonable efforts to insure timely payment and collection of all invoiced amounts.

(h) Upon receipt of payment by any purchaser, or its broker or representative, for Recovered Materials delivered and sold to such purchaser, or its broker or representative, provide a copy of the check, wire transfer notification or other payment evidence to the County within two (2) Business Days of receipt by the Contractor of such payment. The Contractor's Monthly invoice and statement to the County shall reflect all payments received by any purchaser, or its broker or representative, during the previous Billing Month, clearly reflect the transportation costs, if any, for the delivery, on a delivery-by-delivery basis, of Recovered Materials to the purchaser, or its broker or representative and other deducted or subtracted amounts in calculating Net Revenues for such Billing Month, and allocate the County's percentage share of Net Revenues to the County.

(i) To the extent any Recovered Materials purchaser, or its broker or representative, is past due or delinquent in its payments to the Contractor, the Contractor shall pursue such payment collection and enforcement remedies as it, in its sole discretion, determines appropriate. To the extent the Contractor pursues Legal Proceedings(s), the Contractor may settle any such Legal Proceedings(s) or reduce any past

due or delinquent accounts for any amount less than the full balance owed and payable without the prior written consent of the County.

(j) Upon request by the County, the Contractor shall prepare and submit a Project proposal to the County's Authorized Representative under Section 10.2 to design, procure and construct, operate and maintain an enhanced ferrous and non-ferrous metals recovery system.

Failure of the Contractor to comply with its obligation under this Section 3.22.1(e) shall subject the Contractor to Withholdings pursuant to Section 8.4.7.1.

Section 3.22.2 Sharing Percentage in Marketed Recovered Materials.

The Contractor and the County shall share in the Net Revenues received, if any, by the Contractor from the sale of Recovered Materials, on the basis of fifty percent (50%) to the Contractor and fifty percent (50%) to the County. The resulting amounts shall be included in the calculation of the Service Fee pursuant to Section 8.3.5, as applicable.

Section 3.22.3 No Market for Recovered Materials.

If no market or purchasers for such Recovered Materials can be identified by the Contractor or the County or if Ferrous Metals or Non-Ferrous Metals, or both, can only be sold or otherwise disposed of at a loss, the Contractor's Authorized Representative shall promptly notify the County's Authorized Representative of such circumstance and the County shall elect to treat such circumstance as an uneconomic marketplace in which case, the County shall (a) direct that the Contractor cease marketing activities but not Facility operations, Processing and Residue processing or (b) instruct the Contractor to market such Ferrous Metals or Non-Ferrous Metals, or both, in which case the County shall pay the cost of such market loss, i.e., the amount by which the cost to transport and sell or provide the Ferrous Metals or the Non-Ferrous Metals, or both, to the marketplace is an economic loss, in an amount not to exceed fifty thousand dollars ($50,000.00) per Billing Year, pro rata for a Billing Year less than a full calendar year, adjusted by the Adjustment Factor,

which amount shall be applicable to an economic loss for Ferrous Metals or Non-Ferrous Metals, or both if both such metals markets are an economic loss. To the extent the loss exceeds such capped amount on a Billing Year basis, the Contractor shall have no obligation to market Ferrous Metals or Non-Ferrous Metals or, as applicable, both, unless and until the Parties negotiate and execute an amendment to this Agreement. If Recovered Materials exceed the capacity of the storage bunker provided inside the Residue storage and processing building for such Recovered Materials due to the foregoing sentence or clause (a) of this paragraph, then the County shall, at its cost and expense, transport or shall arrange for the transport of such Recovered Materials to the Landfill or such other storage or disposal location as the County shall determine. Any such Recovered Materials stored or disposed at the landfill will be considered abandoned and become property of the County. Any future processing, marketing or sale of such stored or landfilled Recovered Materials will not be subject to the terms of this Agreement.

Section 3.23 Competitive Procurement of Reagents.

Section 3.23.1 Competitive Procurement by Contractor.

The Contractor shall exercise all reasonable efforts to purchase Reagents at the lowest price available in the marketplace consistent with Reagent delivery reliability and the quality of Reagent necessary for the efficient and effective operation of the Facility. With respect to any such purchase or contractual arrangement, the Contractor shall exercise all reasonable efforts to minimize cancellation charges, if any. The County's Authorized Representative may, from time-to-time, by Notice to the Contractor's Authorized Representative, direct that the Contractor prepare one or more bid packages and competitively bid one or more Reagents. In such case, the Contractor shall thereafter solicit bids from at least three (3) qualified and responsible vendors for each applicable Reagent. Upon receipt of such bids, the Contractor shall evaluate and recommend the Best Evaluated Bidder for selection. The selection, bids, evaluation and recommendation shall all be forwarded to the County's Authorized Representative for review and approval. If three qualified

and responsible vendors are not reasonably available or if three qualified and responsible bidders are available but less than three bids are received, the County's Authorized Representative (a) shall, with respect to three qualified and responsible vendors not being reasonably available, waive the requirement that the three bids be received and evaluated and (b) may, with respect to three qualified and responsible bidders being available but less than three bids being received, waive such requirement. Any waiver must be given in writing. The Contractor's evaluation shall be based on the Best Evaluated Bidder and the Contractor shall rank the bids in accordance with such standard. The Contractor shall consult with and shall receive written approval from the County's Authorized Representative before awarding any bid. After such consultation, the Contractor may award the bid to the Best Evaluated Bidder or as otherwise directed by the County. Any contractual arrangement the Contractor may have with the awarded bidder for the provision of Reagent(s) shall include a provision recognizing and authorizing the County, at its election, to pay the awarded bidder directly for the applicable Reagent(s) by purchase order.

To the extent the Contractor's procurement under this Section 3.23.1 results in the termination of a Contractor Reagent purchase or contractual arrangement, the County shall pay the Contractor its Reagent cancellation charges, if any, that are actually incurred by the Contractor and result directly from such termination, subject to Cost Substantiation, provided that such procurement was directed by the County. Notwithstanding the Contractor's purchase obligations pursuant to this Section 3.23.1, the County's Authorized Representative, upon Notice to the Contractor consistent with Section 3.23.2, purchase Reagents required by the Contractor for use and application at the Facility in accordance with Section 3.23.2. If the County exercises such purchase right, it shall nevertheless remain liable for the Contractor's cancellation charges, if any, pursuant to this Section 3.23.1.

Section 3.23.2 County Purchase of Reagents.

The County, upon thirty (30) Days' Notice to the Contractor's Authorized Representative, may, in lieu of the Contractor's otherwise applicable obligations pursuant to Section 3.23.1, elect to procure and purchase any or all Reagents to be used and applied by the Contractor to meet its obligations under this Agreement. If the County so elects, the Contractor shall promptly coordinate with and, within five (5) Days following the County's Notice, provide the County with data and information addressing the Contractor's Reagent usage rate at the Facility for the Reagents the County proposes to procure and purchase for the Contractor's usage at the Facility; the quantity of such Reagents on-hand at the Facility Site; the amount of such Reagents on order by the Contractor; the sources of such Reagents; such Reagent specifications; the Contractor's timeframe requirements for the delivery thereof to the Facility; and other pertinent data and information requested by the County. Thereafter, the Contractor shall, as part Monthly Reporting Requirements pursuant to Section 5.3 and Schedule 6 (Reporting Requirements), provide such data and information to the County so that the County can perform its procurement and purchase of such Reagents in a timely manner. To the extent the Contractor's Reagent usage for such Reagents exceed the Maximum Reagent Utilization Allowance, the Contractor shall be liable for and pay to the County pursuant to Section 8.6.2.5.

The County shall not be liable to the Contractor for any Reagents used at the Facility that are procured and purchased by the County for such purpose if such Reagents meet the specifications provided by the Contractor to the County. However, if such Reagents are not delivered to the Facility Site for such Contractor usage in a timely manner which would, if the Facility were continued to be operated absent such usage (which continued Facility operation shall be deemed Contractor Fault if such operation would result in a Permit violation), such untimely delivery that results in a cessation of Facility operations so as not to have a Permit violation, shall be deemed to have occurred due to County Fault unless the County or the provider of such Reagents experienced a Force Majeure in which case, Section 9 shall be applicable.

To the extent the County subsequently determines that it no longer desires to procure and purchase some or all such Reagents for use at the Facility, it shall provide the Contractor with at least thirty (30) Days Notice of such determination and the Contractor shall, following such thirty (30) Days Notice, be responsible for resuming the procurement, purchase and timely delivery of such Reagents, and the provisions of Section 3.23.1 shall be applicable.

Section 3.24 Prohibition of Use of Facility and Facility Site for Other Business Purposes.

The Contractor shall not use the Facility and/or the Facility Site to conduct any service or activity other than those relating directly to the Work without written authorization from the County's Authorized Representative; provided, however, the County recognizes that the Contractor may provide or perform a service or activity not directly related to the Work that may, for a period of time, be an additional service of benefit to the County. In such event, the County's Authorized Representative may, in his or her sole discretion and on terms and conditions specified in writing by the County's Authorized Representative, permit the Contractor to provide or perform such service or activity for a specified period of time not to exceed one year.

Section 3.25 Operation and Maintenance Manuals, Drawings and Other Facility Records.

The Contractor shall update or replace, maintain and keep current all Operation and Maintenance Manuals, As-Built Drawings, maintenance records and logs of the Facility and Facility Site and other Facility records in both hard copy and in electronic format reasonably acceptable to the County's Authorized Representative, if feasible. The baseline against which the Contractor shall be responsible for updates shall be (a) those Operation and Maintenance Manuals, As-Built Drawings, maintenance records and logs of the Facility and Facility Site, and other Facility records in existence and in the County's possession as of the Commencement Date, and to the extent such are in the County's possession as of the Commencement Date, it shall be the County's responsibility to provide to the Contractor all of the same which shall be included as Records that the Parties agree will not be Confidential Information, and (b) any such documents that are

prepared or modified as part of and as required by Section 10.6 or Schedule 19 (Extended Maintenance Plan), or both. If the Operation and Maintenance Manual prepared by the Prior Contractor has been replaced by the Contractor, thereafter the Contractor's Operation and Maintenance Manual shall be the baseline for purposes of this Section 3.25. With respect to the Equipment or any materials worked on by the Contractor prior to the first anniversary of the Commencement Date, the Contractor shall, prior to first anniversary of the Commencement Date, deliver one set each in hard copy and, if feasible, in electronic format acceptable to the County's Authorized Representative of such updated manuals, drawings, and other records to the County's Authorized Representative. Thereafter, by October l of each Billing Year, the Contractor shall deliver one set each in hard copy and, if feasible, in electronic format acceptable to the County's Authorized Representative of such updated manuals, drawings and other records to the County's Authorized Representative for any Equipment or materials worked on by the Contractor during such Billing Year. If, however, there are no updates from the previous Billing Year of such manuals, drawings and other records, or such updates have been previously provided during the Billing Year, the Contractor shall, by Notice to the County's Authorized Representative, so advise the County each October. Failure of the Contractor to comply with this Section 3.25 shall subject it to Withholding in accordance with Section 8.4.7.1.

As projects are completed pursuant to Section 10, including those pursuant to Section 10.6 and Schedule 19 (Extended Maintenance Plan), the Contractor shall promptly incorporate the operation and maintenance manual for each such projects (if any) into the Operation and Maintenance Manual for the Facility, and shall promptly provide updated Operation and Maintenance Manuals, As-Built Drawings and other records pertaining to the projects to the County, and thereafter pursuant to the immediately preceding paragraph of this Section 3.25.

Section 3.26 Performance Test Plan and Performance Tests.

The Contractor shall, within three (3) Months after the Commencement Date, prepare and deliver for review and approval by the County's Authorized Representative and the Consulting Engineer, a performance test plan ("Performance Test Plan") incorporating the elements contained in the outline set forth in Part B of Schedule 3 (Performance Calculations and Test Procedures) and providing additional details that may be necessary or appropriate to bring clarity to such plan. Within thirty (30) Days after the County's Authorized Representative's receipt of such proposed plan, the County's Authorized Representative shall, by Notice to the Contractor's Authorized Representative, either approve or disapprove of such plan. If the County's Authorized Representative, in such Notice, disapproves of such plan, he or she shall describe, in reasonable detail, how such proposed plan is deficient, and the Contractor's Authorized Representative shall revise the plan consistent with the County's Authorized Representative's deficiency comments and submit such revised plan to the County's Authorized Representative for review and approval within fifteen (15) Days following his or her receipt of the County's Authorized Representative's Notice. The Authorized Representatives shall continue such procedure until the plan is approved by the County's Authorized Representative or until either Authorized Representative submits the matter to dispute resolution pursuant to Section 14. If the County's Authorized Representative fails to approve or disapprove a submitted plan within thirty (30) Days following his or her receipt of such plan, such submitted plan shall be deemed approved. Upon such plan's approval, deemed approval or approval by resolution pursuant to dispute resolution in accordance with Section 14, the approved Performance Test Plan shall thereafter be binding on the Parties under this Agreement.

At any time during the Term, at the County's sole cost and expense, the County's Authorized Representative may request in writing to the Contractor's Authorized Representative, a Performance Test of any or all of those portions of the Facility subject to Performance Testing as set forth in Schedule 3 (Performance Calculations and Test Procedures) and in accordance with the Performance Test Plan; provided, however, that the County shall not request Performance Tests with such frequency as will unreasonably

interfere with the Contractor's Work; provided, further, quarterly Performance Tests requested by the County's Authorized Representative shall not be considered unreasonable interference with the Contractor's Work; provided, further, however, that Performance Tests shall only be required more frequently than one time each Billing Year if the County has reason to believe the Contractor is not meeting one or more applicable Performance Guarantees. The Contractor may also provide Notice to the County's Authorized Representative of a Performance Test at the Contractor's sole cost and expense, with such Contractor cost and expense to include those of the Consulting Engineer. Such Performance Test shall be conducted by the Contractor in accordance with Schedule 3 (Performance Calculations and Test Procedures) and the provisions of the approved Performance Test Plan. If there is an inconsistency or conflict between the Performance Test procedures between Schedule 3 (Performance Calculations and Test Procedures) and the approved Performance Test Plan, the approved Performance Test Plan shall govern and control. All Performance Testing conducted pursuant to this paragraph shall commence within fifteen (15) Days (twenty-four [24] hours in the case of the Residue Particle Size Guarantee test specified in Part B of Schedule 3 [Performance Calculations and Test Procedures]) after receipt of the County's request therefor or the Contractor's Notice thereof, provided that with the exception of a Performance Test for the Residue Particle Size Guarantee, the County shall not require any Performance Test during any turbine-generator or boiler outage. If the results of any such Performance Test are below the applicable Performance Guarantee, an Adjustment shall be made in accordance with Sections 8.4.1, 8.4.5 or 8.4.7 starting on and after the Day that the pertinent Performance Test evidencing noncompliance with the particular Performance Guarantee was completed.

Such Adjustments(s) shall continue to be made monthly until such time as the Contractor elects to perform a subsequent Performance Test with respect to the particular Performance Guarantee which (a) evidences that compliance with such Performance Guarantee has been achieved, in which case the Adjustment shall cease as of the date such subsequent Performance Test was completed or (b) compliance

with such Performance Guarantee was not achieved in which case such Adjustment shall continue. Each subsequent Performance Test for a particular Performance Guarantee on which Adjustments were being made immediately prior to the conduct of such subsequent Performance Test shall be at the sole cost and expense of the Contractor and shall be conducted by the Contractor. The County shall be given at least five (5) Business Days prior Notice of each such subsequent Performance Test and the County and the Consulting Engineer shall have the right to be present during such Performance Test to observe and to receive promptly the results of each such subsequent Performance Test.

Section 3.27 Power Purchase Agreement.

Section 3.27.1 Compliance.

The Contractor shall comply in all respects with the County's obligations under any Power Purchase Agreement, Interconnection Agreement, Power Broker arrangement or other processes intended to increase Electric Energy sales revenue, and NERC submittals and requirements. In furtherance of such compliance, the Contractor shall, within sixty (60) Days following the Contract Date and thereafter within thirty (30) Days after the delivery of any subsequent Electric Energy sales agreement or interconnection agreement to the Contractor's Authorized Representative, prepare for the County's Authorized Representative's review and approval, written protocols addressing the means, methods, procedures and notices for (a) securing and maintaining such compliance, (b) communications between the Parties and the Electric Utility(ies), Power Broker arrangement or other processes intended to increase Electric Energy sales revenue and, as applicable, NERC requirements, and (c) the circumstances and mechanisms for securing authorizations from the County's Authorized Representative relative to the Contractor's fulfillment of its obligations under this Section 3.27. Such written protocols shall be delivered by the Contractor's Authorized Representative to the County's Authorized Representative prior to the Commencement Date or in the case of any subsequent power purchase agreement or interconnection agreement, within thirty (30) Days after

delivery of a subsequent power purchase agreement or interconnection agreement to the Contractor's Authorized Representative. The County's Authorized Representative shall, within thirty (30) Days of the County's Authorized Representative's receipt of such protocols, either approve such protocols or provide written comments thereon. If the County's Authorized Representative approves such protocols, he or she shall provide Notice to the Contractor's Authorized Representative of such approval. If the County's Authorized Representative provides written comments on such protocols to the Contractor's Authorized Representative, the Contractor's Authorized Representative shall revise the protocols consistent with such comments and resubmit the revised protocols to the County's Authorized Representative within fifteen (15) Days of the Contractor's Authorized Representative's receipt of such comments. The County's Authorized Representative shall again have thirty (30) Days after its receipt of such revised protocols to approve the same, or provide written comments thereon. Such process shall continue until such protocols are approved. Failure of the County's Authorized Representative to approve or provide written comments on the applicable protocols within said thirty (30) Day period after receipt of such protocols shall be deemed an acceptance of such protocols.

Section 3.27.2 Annual Provision of Electric Generation and Related Information.

No earlier than September 15 and no later than October 1 of each Billing Year, and for the first Billing Year, no later than thirty (30) Days following the Contract Date, the Contractor shall provide to the County's Authorized Representative Notice applicable to the immediately succeeding calendar year, and with respect to the calendar year in which the Contract Date occurs, for the then current calendar year, the following information:

(a) The anticipated schedule for each planned boiler unit and each planned turbine-generator outage, including the start date of each outage and the scheduled duration of each such outage;

(b) A forecast for the applicable calendar year of (1) the number of Tons of Processible Waste estimated to be Processed each Billing Month and (2) Electric Energy estimated to be generated and sold to the Electric Utility each Billing Month; and

(c) Within sixty (60) days of the planned boiler unit and each planned turbine-generator outage, the Contractor shall provide the County with a detailed scope of work and associated detailed work schedule for the major and minor outage.

If the Contractor becomes aware of any actual or potential change to the schedules referenced in paragraphs (a) or (b), or both, above, the Contractor shall promptly provide Notice to the County's Authorized Representative of such actual or potential change and provide updated schedules with respect to the same. The Contractor will avoid scheduling major or minor outages during the months of January, February, and August without prior County approval.

Section 3.27.3 Modification.

The County shall not take any action that will (a) result in a reduction of the Electric Energy payment rates under and pursuant to the terms of any Power Purchase Agreement in existence on the Contract Date, during the term of the Power Purchase Agreement term, or (b) increase the Contractor's cost of compliance with the Power Purchase Agreement or the Interconnection Agreement, or both, in all cases, unless the Parties execute an amendment to this Agreement providing the Contractor, in the case of (a) above, compensation designed to place the Contractor in the same economic and risk position as if the Electric Energy payment rates had remained as calculated under the Power Purchase Agreement prior to any such County action, and in the case of (b) above an equitable adjustment to this Agreement that would reasonably compensate the Contractor for such increased risk or place the Contractor in the same or reasonably similar risk or cost position the Contractor occupied under the Power Purchase Agreement or the Interconnection Agreement, or both, prior to any such County action.

Section 3.27.4 NERC Compliance and Liability.

The Parties acknowledge that as of the Contract Date, NERC has, as a matter of Applicable Law, promulgated and implemented certain reliability standards requirements applicable to the Facility. These standards and requirements also require the preparation and filing of certain reports with and the provision of certain information to NERC and potentially other Governmental Authorities, including balancing authority requirements imposed by the Electric Utility and transmission owner and operator reliability coordination requirements, all relative to Facility operations. The Contractor shall comply with all such NERC standards and requirements, including all applicable generator-owner and generator-operator standards, and shall be liable for any fines, penalties, damages or other consequences for failure to so comply on and after the Commencement Date and through the Term if the failure to so comply arose as a result of Contractor Fault; provided, however, to the extent the Contractor's failure to comply is the direct result of County Fault, which shall include any actions taken or failure to meet conditions or requirements for periods prior to the Commencement Date, or Force Majeure, the County shall be liable for such fines, penalties, damages or other consequences, all in accordance with Section 9. With respect to the preparation and filing of certain reports with and the provision of certain information to NERC the Electric Utility and potentially other Governmental Authorities, the Contractor shall comply with its obligation under Section 3.7 on the basis that the NERC requirements are a Permit and failure to so comply shall subject the Contractor to Withholdings as provided in such Section 3.7. The Contractor shall provide the County within three (3) Business Days following the filing or submittal of all of the above-referenced reports and information to the Electric Utility, NERC and other Governmental Authorities, a copy of all such reports and information.

Section 3.28 Compliance with Schedules.

The Contractor shall comply with each and every provision of the Schedules. Unless a damage, retainage, liquidated damage or Withholding is otherwise expressly recognized under this Agreement, failure

of the Contractor to comply with the Schedules shall subject the Contractor to Withholdings pursuant to Section 8.4.7.4.

Section 3.29 Permit Modifications.

The Contractor acknowledges that it has read and understands that the Facility is operating under FDEP Title V Air Permit 1030117-019-A V and is considered a County Permit. Changes to such permit shall be considered a Change-in-Law.

Section 3.30 Environmental Market Management Services.

The Parties acknowledge and agree that opportunities or obligations, or both, may arise during the Term for either Party to obtain, generate, register, receive, secure, hold, report, transfer or sell (or any one or more of the foregoing) Environmental Attributes or Renewable Energy Benefits, or both, created or recognized under existing or future Applicable Law. Notwithstanding any obligation of the Contractor under this Agreement, to the extent that the County has original right, title and interest in any Environmental Attributes or Renewable Energy Benefits, and except as otherwise specifically provided under the terms and conditions of this Agreement, the County shall have the option, but not the obligation, to authorize the Contractor to act as the County's agent to perform any or all of the following limited activities on the terms and conditions specified in this Section 3.30: (a) obtain, create, generate, register, secure or manage Environmental Attributes or Renewable Energy Benefits on behalf of the County in amounts necessary to comply with Applicable Law or maximize the corresponding Economic Benefit, or both, (b) calculate, monitor (on a continuous basis) or report (or any one or more of the foregoing) any Greenhouse Gas inventories for or at the Facility (where and in the amounts required under Applicable Law), (c) identify and evaluate potential investments, Projects or emission reduction or sequestration technologies that could provide Greenhouse Gas emission savings, reductions or offsets to or for (or both) the Facility, (d) establish, maintain and administer all necessary proprietary Environmental Attribute or Renewable Energy Benefit tracking or

registry accounts, or both, on behalf of the County, (e) commercialize and market Environmental Attributes or Renewable Energy Benefits, or both, to third Entities, (f) negotiate and engage in Emission Purchase and Sale Transactions binding upon the County, provided the Contractor obtains prior written approval from the County's Authorized Representative to negotiate and execute such Emission Purchase and Sale Transactions, or (g) any additional and relevant services identified by the County in a direct written request for service proposal pursuant to Sections 10.2 or 3.30.1 (collectively, "Environmental Market Management Services").

Section 3.30.1 Provision of Environmental Market Management Services.

At any time during the Term, the County shall have the option to submit a written request from the County's Authorized Representative to the Contractor's Authorized Representative identifying specific Environmental Market Management Services the County seeks to receive. Upon receipt of any written request pursuant to this Section 3.30.1 the Contractor shall have the option to develop and submit, at its sole cost and expense, a written proposal to the County to provide the requested Environmental Market Management Services requested by the County. To the extent the Contractor decides, in its sole discretion, to submit a written proposal, such proposal must be received by the County's Authorized Representative no more than thirty (30) Days after the Contractor's Authorized Representative's receipt of any written request from the County's Authorized Representative. If the Contractor submits a proposal, decides not to submit a proposal, fails to submit its proposal within such thirty (30) Day period or fails to submit a timely proposal acceptable to the County, the County, in any and all events, shall have no obligation to accept any Contractor proposal. The County, in any case, shall be free to solicit proposals and engage any Entity to provide any Environmental Market Management Services in amounts and at costs determined appropriate by the County in its sole discretion.

Any proposal submitted by the Contractor pursuant to the immediately foregoing paragraph, if any, shall identify and explain in detail the discrete scope of services being offered by the Contractor for the

provision of Environmental Market Management Services requested by the County, if any, and shall provide itemized estimates of all costs the Contractor anticipates to incur in the performance of such requested Environmental Market Management Services.

The County's Authorized Representative shall have ninety (90) Days after receipt of the Contractor's submission (if any) to approve or reject the Contractor's written proposal. If the County's Authorized Representative does not approve the written proposal for any reason within such ninety (90) Day period, the Contractor's written proposal shall be automatically deemed rejected. If the Contractor's proposal is approved by the County's Authorized Representative, the Parties shall prepare an amendment to the Agreement reflecting the Contractor's proposal, as the same may be modified by mutual agreement of the Parties for the Board of County Commissioner's consideration and possible execution. If the amendment is executed by the Parties, the Contractor agrees to perform, in continuous consultation with the County, the Environmental Market Management Services pursuant to such amendment. If rejected, the Contractor shall have a continuing obligation to facilitate the provision of Environmental Market Management Services by the County or other Entity designated by the County and the County, for any material obligation performed not reasonably part of the Contractor's normal scope of business and requiring (a) additional Work by the Contractor's permanent employees performing services on-Facility Site or (b) Affiliates or Subcontractors to perform such additional Work, shall pay the reasonable Direct Costs incurred by the Contractor relative to the performance of such material obligation, subject to Cost Substantiation, inclusive of Markup.

Notwithstanding anything else in this Agreement to the contrary, at no time shall the Contractor be entitled to sell, assign, transfer or pool any amount of Environmental Attributes or Renewable Energy Benefits encumbered under any other agreement involving the County or required by any Governmental Authority to be retained by the County and the County shall be solely liable for any monetary Losses related to any Emission Purchase and Sale Transaction. If the Contractor attempts to and does enter

into any Emission Purchase and Sale Transaction without securing the prior written approval and authorization of the County's Authorized Representative, such Emission Purchase and Sale Transaction shall be null and void at inception and of no force and effect relative to this Agreement.

Section 3.30.2 Compensation Calculation for Provision of Environmental Market Management Services.

If an amendment to this Agreement is entered into by the Parties pursuant to Section 3.30.1, the County shall agree to reimburse to the Contractor, as a Pass Through Cost beginning on the date the amendment to this Agreement is executed, all reasonable Direct Costs incurred by the Contractor relative to the performance of such approved Environmental Market Management Services, subject to Cost Substantiation and inclusive of Markup, except as otherwise agreed upon by amendment to this Agreement.

Notwithstanding the immediately foregoing paragraph of this Section 3.30.2, if the County requests that the Contractor execute or administer, or both, an Emission Purchase and Sale Transaction on behalf of the County, and if such Emission Purchase and Sale Transaction results in Economic Benefit taking into account the County's funding or financing costs, management and administrative expenses and any other costs, the County shall receive and enjoy exclusively one hundred percent (100%) of such Economic Benefit, except as otherwise agreed upon by amendment to this Agreement.

Any agreed upon sharing, if at all, of the Economic Benefit derived from such Emission Purchase and Sale Transaction(s) under this Section 3.30.2 shall be given effect as a Pass Through Cost pursuant to, as applicable, Section 8.3.6.

Section 3.30.3 Assurances.

The Contractor shall retain all Records relating to any Emission Purchase and Sale Transaction to which (a) it is a party or (b) a contract is entered into by a Person relating to such Emission Purchase and Sale Transaction and the Contractor has or may reasonably obtain possession of such contract. The Contractor shall deliver to the County on a Monthly basis attestation of all Environmental Attributes or

Renewable Energy Benefits, or both, (a) held or otherwise secured in the County's proprietary emissions registry account which the County manages through the Contractor as an Environmental Market Management Service and (b) sold, purchased, assigned, transferred, conveyed, encumbered or otherwise disposed of during the immediately preceding Monthly period pursuant to any Emission Purchase and Sale Transaction carried out, administered or management by the Contractor as an Environmental Market Management Service. Such attestation shall be signed by the Contractor's Authorized Representative and include a detailed statement identifying all forecasted gross economic benefit and actual economic benefit received during the immediately preceding Monthly period.

Section 3.31 Tax Incentives or Subsidies.

The Parties acknowledge and agree that opportunities may arise during the Term to realize, receive or monetize (or any one or more of the foregoing) Production Tax Credits, Renewable Energy Production Incentives, or other related tax benefits or subsidies relating to the operation of the Facility or the generation of Electric Energy therefrom that may be made available by a Governmental Authority to either Party pursuant to any existing or future Applicable Law. To the extent the County qualifies for such Production Tax Credits or Renewable Energy Production Incentives or other related tax benefits or subsidies as the owner of the Facility and Contractor incurs no material obligation other than that which it already has under this Agreement, the County shall have no obligation to share the same with the Contractor. To the extent the Contractor in its capacity as Facility operator qualifies or may qualify for such Production Tax Credits or Renewable Energy Production Incentives or other related tax benefits or subsidies, the Parties shall share in savings or, as applicable, net revenues realized from the same on the basis of seventy percent (70%) to the County and thirty percent (30%) to the Contractor unless the Parties shall otherwise agree. The Contractor shall exercise reasonable efforts during the Term to maximize the Economic Benefit available and received from any Production Tax Credits or Renewable Energy Production Incentives or other related tax benefits or

subsidies for which the Parties or the Facility, or both, may be eligible to realize, receive or monetize. The Contractor shall reasonably pursue and conduct all activities required to qualify for, realize, receive or monetize any Production Tax Credits or Renewable Energy Production Incentives or other related tax benefits or subsidies, or any or all of the foregoing, for no additional compensation under this Agreement. The Contractor agrees that it priced the Processing Fee taking such into account, and that in no event shall the Contractor's services in pursuing and conducting such activities be construed or interpreted as the provision of additional or changed services under this Agreement.

Section 3.32 Computerized Management, Data and Information System.

Effective on and after the Commencement Date and through the Term, the Contractor shall, at its sole cost and expense as part of the Processing Fee, employ a computerized maintenance management system for scheduling and tracking the performance of preventive, predictive and corrective maintenance or Repair and Replacement Work.

Section 3.32.1 Operation of Computerized Management System.

The Contractor shall, in his or her sole discretion, (a) use and employ the computerized maintenance management system used and employed by the Prior Contractor as of the Commencement Date if such system is made available by the Prior Contractor through the County to the Contractor, or (b) procure, provide, install, manage and maintain a substitute or alternative computerized maintenance management system that incorporates those items listed in clauses "a" through "h" in the last paragraph of this Section 3.32.1 and is reasonably acceptable to the County's Authorized Representative, which substitute or alternative system shall not serve to increase the Processing Fee or provide the Contractor with any other additional compensation under this Agreement.

With respect to (b) above, the County's Authorized Representative's approval, if any, shall include consideration of the following factors: the proposed computerized system's model, program,

installation, reliability, the interface and integration of such system and its adaptability to and compatibility with the County's system and the timeframe for placing such system into commercial operations. If the Contractor installs such a substituted or alternative computerized maintenance management system, the Contractor shall be responsible for converting and importing all data made available through the County from the Prior Contractor's computer system, if any, into such substitute or alternative system. The Contractor's procurement, provision and installation of a substitute or alternative computerized maintenance management system referenced in clause (b) above, including the conversion and importation of all data from the Prior Contractor's computer system, if any, shall be at the sole cost and expense of the Contractor.

The Contractor shall, at its sole cost and expense, update and install twice during the Term, as directed by the County's Authorized Representative, one of the two most recent market releases of the computerized maintenance management system if there are new releases for such system. All costs and expenses associated with securing updated versions, hardware modifications, replacement or upgrades and installation and maintenance of all of the foregoing in this paragraph shall be at the sole cost and expense of the Contractor as part of its Processing Fee and shall be considered a Project to which Section 10.4, is applicable.

The County shall take reasonable actions to make available for consultation with the Contractor, during the installation of the computerized maintenance management system, one or more employees of the County who are reasonably familiar with the County's computerized maintenance management system in order to facilitate as efficiently as possible the integration of such systems. Within one hundred eighty (180) Days after the County's approval of such system, the Contractor, at its sole cost and expense, through purchase, lease or otherwise, shall provide, program, install, test and maintain the computerized maintenance management system for the Facility. The Contractor shall ensure that the programming, connection and integration of such system will be adaptable to and compatible with the

County's computing network system on the date of such installation. The County's Authorized Representative shall provide the Contractor with reasonable access to the County's computing network infrastructure for the purposes provided in the immediately preceding sentence in this Section 3.32.1. The Contractor's system shall be capable of and shall perform in a timely fashion and as reasonably specified by the County the following functions with respect to the Facility through the Term:

(a) establish and schedule a maintenance program that accurately records such maintenance and failure modes related to an asset at the lowest level of detail;

(b) establish a program to monitor for and to schedule a Repair or Replacement program, including a schedule for Repairs or Replacements;

(c) maintain and continuously update the Spare Parts inventory;

(d) establish, maintain and update schedules prioritizing necessary and appropriate Repairs or Replacements;

(e) provide adequate information for Facility operational planning, current Equipment and Rolling Stock status, maintenance and repair history, including out-of-service information for any Equipment and Rolling Stock;

(f) provide status reports and export maintenance records to the County's computerized maintenance management system in order to efficiently permit the County to monitor compliance by the Contractor with this Agreement;

(g) provide a comprehensive capital and management, data and information program that includes all of the assets of the Facility; and

(h) record the results of maintenance and Repairs or Replacements performed on the Facility at the lowest level of asset detail.

The County's review, comment and approval rights specified in this Section 3.32, or any similar provision contained in this Agreement, shall not be construed or read to imply that the County is in any way responsible for the management, operation or maintenance of the computerized maintenance management system during the Term.

Section 3.32.2 Modification of Computerized Management, Data and Information System.

The Parties agree and understand that during the Term, changes to the Facility and Equipment may have the result of increasing, decreasing or otherwise modifying maintenance, Repair or Replacement procedures, schedules or programs and, accordingly, the computerized maintenance management, data and information program and system. To the extent that the computerized management system is modified to address the impact of such incorporation, the Parties shall have the same rights and obligations specified in Section 3.32.1 as if the Contractor were just providing, programming and installing the initial computerized maintenance management system. Any modification of the computerized maintenance management system shall not serve to increase the Contractor's Processing Fee or provide the Contractor with any other additional compensation under this Agreement.

Section 3.32.3 County Access to the Computerized Management System.

The Contractor shall provide the County with access to the computerized maintenance management system by way of the County's computers and the County's offices in the County and at the County's offices in the administration building adjacent to the Facility, or shall electronically transfer data from the Contractor's computerized maintenance management system to the County's computerized maintenance management system on a monthly or more frequent basis.

Section 3.32.4 Computer Maintenance Management System.

All costs of hardware, software and license fees for hardware and software (including any upgrades thereto) relative to the computerized maintenance management system shall be a part of the

Processing Fee. Within ten (10) Days after the earlier to occur of termination or expiration of this Agreement, the Contractor shall provide, at no cost or expense, the County with the computerized maintenance management system software, hardware and the data in written and electronic form on such system currently in place at the time of such termination or expiration, together with any applicable Permit, effective as of such termination or expiration date; provided, with the exception of software licensing costs (for which the County shall be liable), such software license(s) can be transferred to the County at no cost or expense to the Contractor. The County shall be responsible for maintaining any third party Permit after such termination or expiration.

Section 3.33 Electronic Communications.

The Contractor shall, within sixty (60) Days following the Contract Date, prepare an electronic communication system operating plan (to include use of computers, telephone, the Contractor or County radios, or both, audible alarms, facsimile and handheld wireless devices) (the "Communication Plan") for the County's review and approval. Such plan shall feature a coordinated electronic communication system whereby the Parties and their respective employees and personnel can and will stay in constant communication with one another relative to their respective obligations under this Agreement. The Contractor shall purchase such additional electronic communication devices and system needed to implement the Communication Plan (except that the County's radio system and the radios used by County personnel shall be maintained by the County), the cost of which shall be a Pass Through Cost to the County, and the Contractor shall bear and shall pay for the cost and expense of all license and user fees with respect thereto. All such devices and systems to be used on or relative to the Facility and the Facility Site shall be subject to the prior written approval of the County's Authorized Representative. The electronic communication system and devices shall be (a) compatible with the County's electronic communication system, including radio wave frequency, (b) operated and maintained at the sole cost and expense of the Contractor (except for County

radios used by County personnel) in compliance with all Applicable Laws and this Agreement, and (c) in working order and shall not be turned-off during periods when Work is being performed.

Within thirty (30) Days after the County's receipt of such proposed Communication Plan, the County's Authorized Representative shall, by Notice to the Contractor's Authorized Representative, either approve or disapprove of such plan. If the County's Authorized Representative, in such Notice, disapproves of such plan, he or she shall describe, in reasonable detail, how such proposed plan is deficient, and the Contractor's Authorized Representative shall revise the plan consistent with the County's Authorized Representative's deficiency comments and submit such revised plan to the County's Authorized Representative for review and approval within fifteen (15) Days following his or her receipt of the County's Authorized Representative's Notice. The Authorized Representatives shall continue such procedure until the plan is approved by the County's Authorized Representative or until either Authorized Representative submits the matter to dispute resolution pursuant to Section 14. If the County's Authorized Representative fails to approve or disapprove a submitted plan within thirty (30) Days following his or her receipt of such plan, such submitted plan shall be deemed approved. Upon such plan's approval, deemed approval or approval by resolution pursuant to dispute resolution in accordance with Section 14, the approved Communication Plan shall thereafter be binding on the Parties under this Agreement.

SECTION 4

OBLIGATIONS OF THE COUNTY

On and after the Commencement Date and through the Term and subject to the more specific requirements and exceptions specified in this Agreement, the County shall perform the following at its sole cost and expense unless otherwise specifically stated:

Section 4.1 Delivery of Processible Waste.

The County shall exercise all reasonable efforts to deliver, or to cause to be delivered, the Base Delivery Amount to the Facility during the Receiving Time.

Section 4.2 Payment of Service Fee.

The County shall pay, or cause to be paid, the Service Fee and such other compensation and amounts due to the Contractor at such times and in such amounts as specified in this Agreement.

Section 4.3 Sell Electricity.

The County shall make arrangements for the sale of the Electric Energy generated by the Facility, net of Facility use, including all interconnection agreements.

Section 4.4 Maintenance of Permits, Licenses and Approvals.

The County shall maintain, revise, amend and renew, as applicable, the County Permits. With the cooperation and assistance of the Contractor, the County shall keep in force all warranties, easements, licenses and Permits applicable to the County as the owner of the Facility and Facility Site or otherwise required of the County for the Contractor to perform its obligations under this Agreement.

Section 4.5 Landfill Disposal Capacity.

The County shall make available, or cause to be made available, hauling vehicles for transport from the Facility to the Landfill for the disposal of Processible Waste not Processed at the Facility, Nonprocessible Waste, Recovered Materials and Residue, all as set forth in Section 7. Nothing herein shall be construed or

interpreted as restricting the County's right to provide for the beneficial use of Residue, including its disposal or other disposition at a location other than or including the Landfill in accordance with Applicable Law.

Section 4.6 Provision of Utility Services to the Facility Site.

The County shall be responsible for the provision of potable water, Reclaimed Water, treated Pond A water meeting the standards of Schedule 20 (County's Minimum Water Quality Delivery Standards), natural gas, electricity and a connection for wastewater disposal to the boundary of the Facility Site for the Contractor's provision of the Work, subject to Section 15.29 (Utility Services and Non-Interference). The Contractor shall not be liable for any failure to meet performance obligations, nor subject to penalties or Liquidated Damages, to the extent such failure results from interruptions, deficiencies, or failures in the provision of such utility services or connections, except to the extent caused by Contractor Fault. In such circumstances, the Contractor shall be entitled to schedule relief and, if applicable, compensation in accordance with Sections 8.6 and 15.

Section 4.7 Provision and Access to Information.

The County made available to the Contractor and shall continue to make available to the Contractor all historical information in the possession of the County and that is reasonably available and retrievable relative to the Facility and the Facility Site, including, Equipment warranty information, engineering drawings (including As-Built Drawings), calculations, maintenance manuals, operational records, logs, reports, submittals, Repair or Replacement records, audits, electric usage and water and wastewater treatment information, all relating to the design, condition, management, operation or maintenance of the Facility and the Facility Site.

Section 4.8 Access to Facility and Use of Equipment, Chemicals, Materials, Supplies and Spare Parts.

The County shall provide the Contractor unrestricted access and egress rights to the Facility and Facility Site and the right to perform the Work. The County shall make available for use and consumption at or by the Facility all Equipment, Spare Parts, chemicals, materials, supplies, Reagents, lubricants and other

items of inventory on the Facility Site as of the Commencement Date.

Section 4.9 Industrial Water Treatment Facility.

The County shall be obligated, at its sole cost and expense, to operate, maintain, treat water from Pond A to at least the standards contained in Schedule 20 (County's Minimum Water Quality Delivery Standards) using the Industrial Water Treatment Facility and transmit such treated water to the Facility for the Contractor's use.

SECTION 5

REPORTING REQUIREMENTS

Section 5.1 Daily Data Submissions.

On or before 9:00 a.m. each Day, the Contractor's Authorized Representative shall deliver in electronic format (in Native Electronic Format) reasonably acceptable to the County's Authorized Representative, the operating data and information specified in Schedule 6 (Reporting Requirements) and such other operating data and information as the County's Authorized Representative may reasonably request for such Day.

Section 5.2 Weekly Data Submissions.

On or before the close of business each Monday that is not a Legal Holiday or the next Business Day if Monday is a Legal Holiday, the Contractor's Authorized Representative shall deliver the operating data and other information specified in Schedule 6 (Reporting Requirements) and such other operating data and information as the County's Authorized Representative may reasonably request for the previous Week to the County's Authorized Representative in electronic format (in Native Electronic Format) reasonably acceptable to the County's Authorized Representative.

Section 5.3 Monthly Reports.

On or before the fifteenth (15th) Day of each Billing Month, the Contractor's Authorized Representative shall deliver a draft Monthly Report to the County's Authorized Representative in electronic format (in Native Electronic Format), including that information and data specified in Schedule 6 (Reporting Requirements) and such other information and data as the County may reasonably request.

Once each Billing Month, after the County's receipt of the Monthly Report, the Contractor's Authorized Representative shall promptly contact by electronic communication the County's Authorized Representative for purposes of establishing a meeting during such Billing Month to review and discuss the Monthly Report and such other information and data the County's Authorized Representative may reasonably request, including that identified in this Section 5. Any such other information and data (including that identified in this Section 5) shall be provided in such reasonable number of copies as the County's Authorized Representative may request sufficiently in advance of any such meeting such that the County's Authorized Representative and his or her representatives (including the Consulting Engineer) will have a reasonable opportunity to review and analyze such information and data prior to such meeting. The Contractor's Authorized Representative and his or her appropriate staff shall thereafter meet at the appointed date and time with the County's Authorized Representative, County staff and other representatives and agents, including the Consulting Engineer, to review such Monthly Report, operations and maintenance as may be requested by the County's Authorized Representative, including any other information and data reports, project updates and on-going items relating to the Parties' obligations under this Agreement. The Contractor shall be responsible for preparing the agenda and minutes for the Monthly meeting, and submitting them to the attendees sufficiently in advance of such scheduled Monthly meeting to facilitate the County's review and comment, and incorporating any agreed upon changes to such agenda and minutes, as applicable.

Within ten (10) Days following the Monthly meeting, the Contractor shall submit a final Monthly Report, incorporating any changes as discussed at the Monthly meeting. Such final Monthly Report shall be

submitted electronically in PDF Format (and in Native Electronic Format) to the County's Authorized Representative.

Section 5.4 Failure to Comply.

Failure of the Contractor's Authorized Representative to provide the reports containing the information and data by the due dates specified in this Section 5 shall subject the Contractor to Withholdings in accordance with Section 8.4.7.1. Notwithstanding the foregoing, the County shall not subject Contractor to Withholdings, except and only to the extent any such report is materially incomplete.

SECTION 6

MAINTENANCE, INSPECTIONS AND COUNTY RIGHTS

Section 6.1 Consulting Engineer Inspections and Reports.

To give effect to Section 3.10, the Consulting Engineer shall have the right, commencing on the Commencement Date and as frequently thereafter as the County's Authorized Representative shall determine during the Term, to conduct an inspection, over one or more Days, of the Facility, or the Facility Site, or both, and with the full cooperation of the Contractor to determine if the Facility and the Facility Site is or as applicable, being Repaired or Replaced, and maintained in accordance with Section 3.10. Any such inspection shall be carried out in manner that does not disrupt Contractor's performance and this Agreement and in a manner that adheres to Contractor's safety specifications. This inspection may include inspection of the Facility and of the Records. Within fifteen (15) Business Days following the completion of such inspection, the Consulting Engineer shall file a written report ("Consulting Engineer's Inspection Report") with the County's Authorized Representative and the Contractor's Authorized Representative of his or her findings. Notwithstanding the foregoing, Contractor shall be provided a reasonable opportunity to review and

comment on any report prior to final submission to the County's Authorized representative to ensure Contractor does not have any disagreements with the report. To the extent that the Facility or the Facility Site, or both, does not comply with the Standards of Maintenance, such written report shall so identify such items and specify in reasonable detail as to how such items are not in compliance (the "Ongoing Punch List Items"). The report shall further identify the Cure that the Contractor shall pursue to bring such Ongoing Punch List Items into compliance with the Standards of Maintenance and Section 3.10, on an item-by-item basis, including the proposed timeframe, by which each Ongoing Punch List Item must achieve compliance. In establishing such proposed timeframe(s), the Consulting Engineer shall take into account the time necessary to purchase or acquire the material, equipment and services, or any one or more of the foregoing, needed to Cure each such Ongoing Punch List Item, the Work necessary to bring each and every such Ongoing Punch List Item into compliance, the priority of such Work relative to maintaining the Performance Guarantees and Utilization Allowances and the Contractor's other obligations under this Agreement, the availability of Equipment or Subcontractors, or both, to perform the Work, the time for review pursuant to Section 6.2, the potential for coordination of such Work with scheduled outages relative to applicable portions of the Facility and other relevant factors.

Section 6.2 Resolution of Disagreements.

Upon receipt of the Consulting Engineer's Inspection Report, the Contractor's Authorized Representative shall have ten (10) Business Days thereafter to provide the County's Authorized Representative with Notice of his or her disagreement, if any, on an item-by-item basis, with the reported findings of the Consulting Engineer. Such Notice shall specify, in reasonable detail, the basis for the Contractor's Authorized Representative's disagreement with each contested Ongoing Punch List Item or timeframe to Cure each Ongoing Punch List Item. Failure of the Contractor's Authorized Representative to give such notice within such ten (10) Business Day period shall be deemed acceptance or approval of the

Consulting Engineer's Inspection Report. If the Contractor's Authorized Representative gives such notice to the County's Authorized Representative, the Authorized Representatives and the Consulting Engineer shall meet either in person or by teleconference, at the Consulting Engineer's discretion, within ten (10) Business Days after the delivery of such notice by the Contractor's Authorized Representative in an effort to resolve the disputed portions of the Consulting Engineer's Inspection Report and agree on a final Cure and schedule pursuant to which the agreed Cure shall be implemented and completed with respect to each Ongoing Punch List Item (the "Timeframe"). If the Authorized Representatives and the Consulting Engineer resolve some or all such disputed portions of the report, such report will be amended accordingly, redelivered by the Consulting Engineer to the Authorized Representatives within five (5) Business Days after such resolution and the Contractor shall diligently pursue the necessary Cures identified in the amended report that are no longer in dispute. If, within ten (10) Business Days after the initial meeting of the Consulting Engineer and the Authorized Representatives to resolve the disputed portions of the Consulting Engineer's report, resolution is not achieved as to all contested items, the Contractor may refer the remaining disputed items to dispute resolution pursuant to Section 14. Failure of the Contractor to refer the matter to dispute resolution within thirty (30) Days shall be deemed a waiver of its objections and its right to so refer the matter to dispute resolution and the Consulting Engineer's Inspection Report and proposed Cure and Timeframe for each Ongoing Punch List Item not disputed within such time period shall be deemed final, the Timeframe shall immediately commence and the Contractor shall comply with the same. Failure to Cure any of the items included on the Consulting Engineer's Inspection Report within the Timeframe shall subject the Contractor to the Withholding in accordance with Section 8.4.7.2.

Section 6.3 Retainage for Uncorrected Work.

If the Contractor does not achieve compliance within the Timeframe relative to all Ongoing

Punch List Items (a) identified in the Consulting Engineer's Inspection Report that have not been referred to dispute resolution or (b) determined in accordance with the dispute resolution process pursuant to Section 14 (such Ongoing Punch List Items, the "Final Ongoing Punch List Items"), then the County's Authorized Representative, upon Notice to the Contractor's Authorized Representative, may direct that the Consulting Engineer prepare a cost estimate to complete the compliance Work with respect to each Final Ongoing Punch List Item not brought into compliance within the Timeframe for such Final Ongoing Punch List Item. In preparing such cost estimate, the Consulting Engineer may be required to inspect the Facility or the Facility Site, or both, regarding such Final Ongoing Punch List Item(s) and the Contractor shall be fully cooperative in such inspection. Upon completion of such cost estimate, the Consulting Engineer shall file its written cost estimate with the Authorized Representatives, and the County's Authorized Representative may determine that the County payment of the Contractor's current invoice and, as necessary, future Monthly invoices for Work performed, be set-off in accordance with Section 6.4.

Notwithstanding anything herein to the contrary, any retainages withheld under this Agreement shall not exceed ten (10%) percent of any monthly invoice.

Section 6.4 County Completion of Work.

The County may, after the County's Authorized Representative provides Notice to the Contractor's Authorized Representative, cause the Final Ongoing Punch List Items referenced in Section 6.3 to be completed. After such Notice is delivered, the County may proceed to cause such uncompleted Final Ongoing Punch List Items to be Cured and completed. Any work performed by the County or any third party shall meet the same Standards of Maintenance. The County's Authorized Representative may also then direct that the difference, if any, between (a) the aggregate amount of the cost estimate of such Final Ongoing Punch List Items developed by the Consulting Engineer pursuant to Section 6.3 and (b) the aggregate amount retained by the County pursuant to

Section 6.5, be credited and retained against the amounts due under the Contractor's current invoice and, as necessary, future Monthly invoices pursuant to Section 8.4.7.2. Amounts retained by the County pursuant to this Section 6.4 and Section 6.5 shall be used pursuant to Section 8.4.7.2 by the County to pay for the Work necessary to complete each such Final Ongoing Punch List Item. If the actual cost to pay for the Work necessary to complete such Final Ongoing Punch List Items exceeds such amount retained by the County, the Contractor shall be liable for such excess amount. If the actual cost to pay for the Work necessary to complete such Final Ongoing Punch List Items is less than such amount retained by the County, the County shall refund each excess amount to the Contractor. Any excess amount due to the County shall be paid by the Contractor to the County, at the County's election, either as (1) a direct payment of the County's invoiced amount within thirty (30) Days following the Contractor's receipt of the County's invoice or (2) a credit against the amounts otherwise due and owing with respect to the Contractor's next Monthly invoice(s) for Work performed pursuant to Section 8.4.7.2. The aggregate amount of the cost estimate pursuant to (a) above and the excess amount to complete the Final Ongoing Punch List Items pursuant to the immediately preceding two sentences of this Section 6.4 shall be referred to as the County's "Cost to Cure" for purposes of Section 8.4.7.2. The Contractor shall fully cooperate with the County in its effort to complete, or to cause to be Cured and completed, each of the Final Ongoing Punch List Items not achieving compliance by the due date set forth in the Consulting Engineer's Inspection Report, and once each such item is Cured and completed, the Contractor shall comply with Section 6.6. Until such time as the County delivers a Notice to the Contractor that its reasonably qualified employees or one or more reasonably qualified third parties (whether or not procured at the time of such Notice) shall perform the Work to Cure and complete the Final Ongoing Punch List Items referenced in Section 6.3, the Contractor retains the right to Cure and complete, or to cause to be Cured and completed, such uncured and uncompleted Work. If the Contractor Cures and completes,

or causes to be Cured and completed, one or more such Final Ongoing Punch List Items prior to its receipt of County Notice that the County's reasonably qualified employees or one or more reasonably qualified third parties shall perform the requisite Work, all retainage relative to the Final Ongoing Punch List Items that were Cured and completed prior to the County's Notice shall be reimbursed to the Contractor by the County as part of the Contractor's next Monthly invoice.

Section 6.5 Additional Retainage and Payment of Retained Amounts.

To encourage the Contractor to effect a Cure within the Timeframe for each Final Ongoing Punch List Item, the County's Authorized Representative, effective on (a) the first Day following the last Day in the Timeframe for such Punch List Item or (b) at any time thereafter, may retain and set-off pursuant to Section

8.4.7.2 up to one thousand dollars ($1,000.00) per Day for each such non-compliant Final Ongoing Punch List Item, adjusted pursuant to the Adjustment Factor, from payment of the Contractor's Monthly invoice until the non-compliant item(s) are Cured and completed; provided, however, such continued per Day retainage

shall cease effective on the date either (1) that the County's Authorized Representative gives Notice to the Contractor's Authorized Representative that the County has commenced a Cure of the outstanding non- compliant Final Ongoing Punch List Item(s) on an item-by-item basis pursuant to Section 6.4 or (2) the Contractor Cures and completes corrective or curative action of the outstanding non-compliant Final Ongoing Punch List Item(s) on an item-by-item basis. The County shall not be entitled to impose multiple remedies in respect of the same underlying breach or event. If the County elects to impose Retainage pursuant to this Section 6.5, it shall not also impose Liquidated Damages, Availability deductions or other performance-related remedies to the extent they compensate for the same unremedied condition or impact. This does not preclude the County from applying other remedies under this Agreement where the same breach or event gives rise to separate or additional

impacts beyond those addressed through Retainage. The County's Authorized Representative shall give the Contractor's Authorized Representative seven (7) Days prior Notice of the per Day retainage to be applied prior to implementing such retainage. Upon the Cure and completion of the non-compliant Final Ongoing Punch List Item(s) on an item-by-item basis, the County shall release any remaining retainage on an item-by- item basis collected pursuant to Section 6.4 or Section 6.5, and shall pay the Contractor, pursuant to Section 8.4.7.2, any such remaining retainage amount on such item-by-item basis as part of the Contractor's next Monthly invoice for Work performed. No interest shall be paid by the County on such retainage and any such interest shall accrue to the benefit of the County.

To the extent the County has set-off and retained the Consulting Engineer's aggregate cost estimate pursuant to Section 6.3 and the Contractor effects a Cure of one or more Final Ongoing Punch List Items identified pursuant to Sections 6.4 or 6.5, the County shall pay to the Contractor, pursuant to Section 8.4.7.2, such amount as it has set-off and retained for each such Final Ongoing Punch List Item on an item-by-item basis, without interest, on the Contractor's next Monthly invoice for Work performed under this Agreement, less any costs and expenses incurred or to be incurred by the County in its effort to effect a Cure of each such Final Ongoing Punch List Item. In no event shall the County pay or be required to pay the Contractor any amount in excess of the total amount set-off and retained by the County pursuant to Section 6.4 or 6.5, and the Contractor waives any and all claims it could have or assert to any payment from the County in excess of such amount set-off and retained.

Section 6.6 Contractor Operation and Maintenance of County Completed Work.

To the extent the County effects a Cure of an out-of-compliance Final Ongoing Punch List Item in accordance with Section 6.4, the Contractor shall thereafter operate and maintain each such item in accordance with this Agreement.

SECTION 7

DELIVERY AND PROCESSING OF PROCESSIBLE WASTE; REJECTION RIGHTS; PROCESSIBLE WASTE COMPOSITION; STORAGE

Section 7.1 Delivery and Receipt of Processible Waste.

Section 7.1.1 Base Delivery Amount.

Subject to the terms and conditions of this Agreement, beginning on the Commencement Date through the Term, the County shall exercise reasonable efforts to deliver, or to cause to be delivered, to the Facility, at least the Base Delivery Amount of Processible Waste, in accordance with this Agreement. With respect to such deliveries, the County shall exercise reasonable efforts to deliver, or cause to be delivered, Processible Waste on a relatively equal and consistent basis over each Billing Year subject to normal weekly and seasonal Solid Waste quantity variations and other factors. In addition, the County shall exercise reasonable efforts to deliver or to cause to be delivered, if all of the following conditions apply, such additional Processible Waste in excess of the Base Delivery Amount as the Contractor has available Facility capacity for storage and Processing. Notwithstanding the foregoing in this Section 7.1.1, the County shall have no obligation to exercise reasonable efforts to deliver, or to cause to be delivered, Processible Waste in circumstances where the queue for vehicles hauling Processible Waste to the Facility extends beyond the beginning of the ramp leading to the Facility tipping floor. Processible Waste that is directed to the Landfill for disposal as a consequence of the immediately preceding sentence in this Section 7.1.1 shall, for purposes of the second sentence of Section 7.1.2.2, be Processible Waste delivered to the Facility that the Contractor did not accept due to Contractor Fault, unless it is clear under the circumstances that the queue for the line of vehicles that extends beyond the beginning of the ramp leading to the Facility tipping floor is (a) due to a mechanical breakdown of vehicles or vehicle accident on the ramp to the Facility or on the tipping floor or (b) the result of the Contractor's

discovery that Prohibited Waste or bio-medical waste has been delivered to the tipping floor and the requirements associated with managing such events, then the Tons of Processible Waste directed to the Landfill as a result of the occurrence of (a) or (b), or both, shall not be credited towards the County's delivery of the Base Delivery Amount.

Section 7.1.2 Rejection of Deliveries.

Section 7.1.2.1 Contractor's Rejection Rights.

The Contractor may reject tenders of (a) Processible Waste delivered at hours other than the Receiving Time; (b) Processible Waste delivered to the Facility in excess of twenty two thousand (22,000) Tons per Week, or in excess of eighty nine thousand (89,000) Tons in any consecutive four (4) Week period; provided that the Contractor shall not have the right to reject tenders of Processible Waste if there is available capacity to receive and store such Processible Waste to the fullest extent possible and consistent with Prudent Industry Practices (including stacking); (c) Processible Waste which the Facility is unable to accept as a result of (1) a Force Majeure, (2) County Fault or (3) the application of pertinent provisions of this Agreement excusing or modifying the Contractor's obligation to Process Processible Waste; (d) Prohibited Waste; (e) Processible Waste which cannot be accepted at the Facility due to a mechanical breakdown of vehicles or vehicle accident on the ramp to the Facility or the tipping floor, provided that such event unreasonably delays deliveries of Processible Waste to the Facility; (f) Processible Waste under circumstances wherein the Contractor discovers that Hazardous Waste or bio-medical waste has been delivered to the tipping floor and the requirements associated with the loading, transport or disposition of such Hazardous Waste or bio-medical waste from the tipping floor unreasonably delays the delivery of Processible Waste to the Facility; and (g) Processible Waste under circumstances wherein the Contractor requests that the County divert Processible Waste when, based on current Pit inventory and boiler outage status, the Contractor projects that the Pit capacity will be exceeded if deliveries are not rejected.

Section 7.1.2.2 Effect of Contractor's Rejection Rights on Base Delivery Amount.

All Processible Waste which is not accepted by the Contractor as a result of the application of Section 7.1.2.l(a), (b) (subject to the proviso), (c)(1) and (2), (d), (e) and (f) shall not be credited to the Base Delivery Amount. The County shall use the decision tree diagram contained in Schedule 24 to determine whether Processible Waste not accepted by the Contractor shall be credited to the Base Delivery Amount, including Processible Waste not accepted by the Contractor (x) pursuant to 7.1.2. l (g) or (y) due to Contractor Fault; provided, however, with respect to (y), the amount credited to the Base Delivery Amount shall be subject to adjustment for purposes of annual reconciliation to the extent there is Diverted Waste and Returned Processible Waste during the Billing Year, all pursuant to Section 8.6.2.2.4.

Section 7.1.3 Refuse Storage Pit and Tipping Floor Management.

The Contractor shall manage the Pit such that all Processible Waste in the Pit is turned over at least as frequently as once every three (3) months. Such Processible Waste removal may occur on a rotational basis whereby individual bays of the Pit are emptied each Week or other frequency so as to achieve the requirements in the first sentence of this paragraph. Further, the Contractor shall remove standing water from the Pit, if present, and treat, dilute or blend such water as necessary and discharge such water into a sewer manhole on the Facility Site such that the wastewater discharged from the Facility Site meets the applicable pretreatment standards of Applicable Law, all as frequently as may be necessary in order to limit the amount of water in the Pit to no more than three (3) feet at any time. Notwithstanding the foregoing Pit turnover requirements, if the Processible Waste level in a bay of the Pit is five (5) feet or less in height, such Pit bay shall be deemed to have been turned-over for purposes of this Section 7.1.3. The Contractor shall not be permitted to dump any water including wastewater or contact water into the pit without prior County approval.

The tipping floor and Pit shall be managed by the Contractor so as to maximize the receiving and storage of Processible Waste and to minimize refuse truck turnaround times. If temporary storage of

Processible Waste on the tipping floor is required, the Contractor shall store Processible Waste on the tipping floor so as not to impede deliveries. All Processible Waste stored on the tipping floor shall be moved into the Pit as soon as space and Pit turnover and Pit water removal permits. The Contractor shall coordinate the need for bypassing of Processible Waste with the County on an as needed basis. The Contractor shall provide, maintain, and replace (as necessary), a 40 cubic yard roll-off container (designed for cable and hook roll-off trucks) on the tipping floor to load reject or Nonprocessible Waste and the Landfill contractor will haul it away and dispose of the material. Exterior of the roll-off container shall be maintained and painted to provide a positive public image.

The Contractor shall maintain written records of when Processible Waste in each bay was turned over in accordance with the reporting requirements in Schedule 6 (Reporting Requirements).

Section 7.2 Annual Processing Guarantee; County Processible Waste.

Section 7.2.1 Annual Processing Guarantee.

During each Billing Year, but subject to Contractor's rejection rights during any Billing Month specified in Section 7.1.2.1, the Contractor shall accept and Process Processible Waste delivered to the Facility by or on behalf of the County in an amount at least equal to the Annual Processing Guarantee.

Section 7.2.2 County Controls Waste and Fees.

Only Processible Waste which the County authorizes or delivers, or causes to be delivered to the Facility, may be Processed by the Contractor. The County shall, at its expense, be solely responsible for providing for the delivery of all Processible Waste to the Facility. The Direct Costs, if any, actually incurred and paid or payable by the Contractor, subject to Cost Substantiation, of all required special handling performed by the Contractor to the extent directly related to the Processing of Special Waste will be reimbursed by the County to the Contractor as a Pass Through Cost in accordance with Section 8.3.6.9. The County shall also, at its sole cost and expense, be solely responsible for the administration of the delivery of

all Special Waste to the Facility. All tipping or disposal fees, if any, or, if applicable, disposal assessments, for the System, shall be established by the County, in its sole discretion, and shall inure to the exclusive enjoyment and benefit of the County.

Section 7.3 Inadvertent Deliveries of Prohibited Waste.

Section 7.3.1 Inadvertent Deliveries.

The County shall exercise reasonable efforts to deliver, or to cause to be delivered, only Processible Waste to the Facility and to minimize the quantities of Prohibited Waste delivered to the Facility. However, the Contractor and the County agree that inadvertent deliveries to or acceptance or Processing of other than Processible Waste at the Facility shall not constitute a breach of the County's or the Contractor's obligations hereunder and shall not be deemed to be a County Fault or Contractor Fault.

Section 7.3.2 Segregation and Removal of Nonprocessible Waste, Hazardous Waste and other Prohibited Waste.

Section 7.3.2.1 Nonprocessible Waste.

Nonprocessible Waste which is delivered to the Facility shall be removed by the Contractor and placed by the Contractor in one of two roll-off containers provided by the County and located in the vicinity of the tipping floor building. The Contractor shall separate the metals contained in Nonprocessible Waste and place such metals in one of the roll-off containers, and the remaining Nonprocessible Waste shall be placed in the other roll-off container. Metals which are classified as white goods and that may contain refrigerants (e.g., refrigerators, freezers, air conditioning units and the like) shall be stored upright in a segregated location on the tipping floor until the refrigerants have been removed by a licensed contractor who shall be provided by the County at the County's sole cost and expense, and then shall be placed in the designated roll-off container for metals. The County shall clearly label which container is for metals. The traffic control director shall give notice to the County's Authorized Representative as to when a roll-off container needs to be emptied, and the County shall provide, at its sole cost and expense, for the

removal and disposal of all such metals and Nonprocessible Waste, and the amount of such metals and Nonprocessible Waste shall not be credited toward the Base Delivery Amount or the Annual Processing Guarantee. The Contractor shall not share in any revenue received by the County from the sale or other disposition of such metals.

Section 7.3.2.2 Hazardous Waste Contingency Plan.

As part of the Transition Plan, the Contractor shall provide a HWCP to the County for its review and approval. The HWCP shall address procedures to be followed in the event solid, liquid or gaseous Hazardous Waste materials or suspected Hazardous Waste materials are detected on the Facility Site and contain those requirements specified in Section 7.7.2.

Upon receipt of the HWCP, the County's Authorized Representative shall review the same and shall approve or disapprove the HWCP by Notice to the Contractor's Authorized Representative. If the County's Authorized Representative shall disapprove the HWCP, it shall, in such Notice, specify in reasonable detail the reasons therefor. Upon receipt of such notice, the Contractor's Authorized Representative shall conform the HWCP and make such modifications to the HWCP as necessary to address fully the County's Authorized Representative's reasons for disapproving the Contractor's Authorized Representative's proposed HWCP and resubmit the modified HWCP to the County's Authorized Representative for approval. Upon such submission, the review and approval process shall begin anew consistent with the foregoing procedure. If the County's Authorized Representative shall not respond within thirty (30) Days following the Contract Date or, as applicable, after thirty (30) Days following its receipt of any modified HWCP thereafter, such HWCP shall be deemed approved by the County. A copy of the approved HWCP shall be on file with the County. The Contractor's employees shall be trained and equipped to implement and perform the procedures in the HWCP.

Section 7.3.2.3 Hazardous Waste.

Hazardous Waste shall not be intentionally delivered by or on behalf of the County

or accepted at the Facility by the Contractor. In the event that Hazardous Waste is deposited on the tipping floor or in the Pit at the Facility, the traffic control director and the Contractor's Authorized Representative shall immediately follow the procedures in the HWCP and comply with the requirements of Section 7.7.2. If Hazardous Waste is inadvertently accepted by the Facility, the Contractor shall immediately (a) close off the affected area, (b) provide the County's Authorized Representative notice of such event and (c) if the hauler delivering such Hazardous Waste can be identified, such hauler shall be responsible for its removal and disposal. If such hauler cannot be identified, the County shall provide for the clean- up, transportation and disposal of the waste at a permitted Hazardous Waste management facility with the clean-up, transportation and disposal charge to be paid by the County.

Section 7.3.2.4 Other Prohibited Waste.

Prohibited Waste that is not Hazardous Waste or Nonprocessible Waste shall be handled in accordance with the provisions of Section 7.3.2.1 if the material is permitted to be disposed of at the Landfill. If such Prohibited Waste is not permitted to be accepted at the Landfill, it shall not be accepted at the Facility or the Landfill and the hauler delivering such Prohibited Waste shall be responsible for its disposal. If the hauler delivering the Prohibited Waste cannot be identified, the HWCP shall be applicable and the Parties shall perform their respective obligations pursuant to the last two sentences of Section 7.3.2.3 as if such Prohibited Waste is Hazardous Waste except that such Prohibited Waste shall be disposed of at a waste management facility permitted to accept such Prohibited Waste.

Section 7.4 Weighing of Processible Waste, County Data, Operation of the Scale House, Invoicing of System Revenues, Calibration of Scales.

Section 7.4.1 Weighing.

The County shall operate and maintain the weigh scales and associated computer equipment and weigh scales records, for the purpose of determining the total Tons of Processible Waste and Returned Processible Waste delivered to the Facility, and the Tons of Residue, Processible Waste and Nonprocessible Waste delivered to the Landfill, as well as the Tons of Recovered Materials and Prohibited Waste which leave

the Facility Site. The County shall periodically check the tare weight of vehicles delivering or removing, or both, Solid Waste to or from the Facility, or both. The Contractor shall have the right to have an employee present from time to time in the scale house during the Receiving Time to observe scale house operations, provided that such observation time must be scheduled in advance with the County's Authorized Representative and that such employee shall not unreasonably interfere with scale house operations.

Section 7.4.2 County Delivery of Data and Information to Contractor.

The County shall provide the Contractor with the following data and information necessary for preparation of the Contractor's invoice for each Billing Month no later than seven (7) Days after the first Day of each Billing Month: (a) the total quantity of Processible Waste delivered to the Facility for Processing during the preceding Billing Month, which shall include the total amount of Returned Processible Waste; (b) the total quantity of Residue delivered to the Landfill during the preceding Billing Month; (c) the quantity of Diverted Waste delivered to the Landfill by or on behalf of the County during the preceding Billing Month; (d) the quantity of Prohibited Waste that was delivered to and accepted by the Facility and that was not Processed and was transferred to either the Landfill or some other location during the preceding Billing Month; (e) a copy of the statement from the Electric Utility showing the Net Revenue received by the County for Electric Energy sold, which shall be adjusted for all Electric Energy produced by any solar generation and used to offset parasitic Facility energy usage providing the County the exclusive benefit of any solar generation installation on the site, as each such statement becomes available pursuant to the Power Purchase Agreement; (f) a copy of the Utility invoices for the most recent month for all Utilities paid by the County and for which the Contractor has a Maximum Utility Utilization Allowance; (g) the quantity of Ferrous Metals and Non-Ferrous Metals transported off of the Facility Site; (h) the amount of treated water delivered from the Industrial Waste Treatment Facility; and (i) the Adjustments for the previous Billing Month pursuant to Section 8.4. If requested by the Contractor's Authorized Representative, the County shall make copies of all weigh scale records available to the Contractor.

Section 7.4.3 Unavailability of Scale Records.

In the event that actual data for the preceding Billing Month is not available to the County, the County shall estimate the quantity of Processible Waste delivered to the Facility and such estimates shall be the basis for the Contractor's invoice for the Billing Month. Any estimate of such weight data shall be adjusted in any succeeding Billing Month if and when such information becomes available to the County, and shall be included in the Service Fee as an Adjustment pursuant to Section 8.4.

Section 7.4.4 System Revenues.

The County shall be responsible for the preparation, mailing and collection of all invoices or assessments for users of the System, including the Facility, and the collection of System revenues.

Section 7.4.5 Calibration of Weigh Scales.

The County, at its sole cost and expense, shall cause the Facility weigh scales to be tested and calibrated by an independent third party experienced in the testing and calibration of these types of weigh scales, as often as is required by Applicable Law. The Parties agree that the State is an experienced, independent third party for purposes of the preceding sentence. Either Party may request more frequent testing of the weigh scales at the requesting Party's sole cost and expense; provided, that if the Contractor requests such testing and the weigh scales are found to not meet the accuracy requirements of Applicable Law, the County shall pay the Direct Costs, subject to Cost Substantiation, incurred by the Contractor associated with such testing. If, at any time, testing of the weigh scales indicates that the scales do not meet the accuracy requirements of Applicable Law, the Parties shall estimate the quantity of Processible Waste, Nonprocessible Waste, Residue, Ferrous Metals and Non-Ferrous Metals on the basis of truck data and by assuming, for purposes of such estimate, that the weigh scale inaccuracy occurred on a linear basis from the test date most recently preceding the test demonstrating such inaccuracy. These estimates shall take the place of actual weighing records until correction of the weigh scales is completed.

Section 7.4.6 Residue Haul and Disposal.

The County shall provide, at its sole cost and expense, (a) trucks and containers to haul Residue and Nonprocessible Waste and (b) hauling and disposal of Residue during the Receiving Time and, on an as-needed basis, Nonprocessible Waste from the Facility and the Facility Site to the Landfill or such other location as determined by the County that is permitted to receive or dispose, or both, of Residue or Nonprocessible Waste, or both, under Applicable Law. If required pursuant to Section 3.22.3, the County shall provide for the transport and disposal of Recovered Materials. The County shall provide sufficient vehicles for the hauling of Residue and Nonprocessible Waste from the Facility and the Facility Site and at a rate such that Facility operations will not be adversely affected. The Contractor shall be responsible for providing equipment and labor necessary for and shall load Residue at specified delivery points on the Facility Site onto trucks provided by, or on behalf of, the County for the hauling of the Residue but shall have no responsibility for such Residue after it is loaded onto such trucks. The hours for loading and hauling of Residue shall be the same as the Receiving Time, except as otherwise agreed upon by the Parties. The Contractor shall abide by the procedures set forth in the Residue and Recovered Materials Management Plan with respect to Residue and Recovered Materials. If the Contractor shall manage, operate and maintain the Facility in violation of the Residue and Recovered Materials Management Plan, the Contractor shall be subject to the payment of liquidated damages as specified in Section 8.4.2.

The County shall accept and dispose of all Residue in accordance with Applicable Law. Any change to the regulatory characterization of Residue (even if such changes result from changes to the waste stream and not from regulatory changes) shall constitute a Change in Law. The County shall be responsible, at its cost and expense, for characterizing the Residue in accordance with Applicable Law. The Contractor shall be entitled to review and comment on the County's proposed Residue characterization plan and the County shall provide access to the Contractor to review the results thereto.

Section 7.5 Storage.

The Contractor shall store Processible Waste in the Pit at the Facility designed for that purpose. No

Processible Waste, Prohibited Waste, Recovered Materials or Residue may be stored or retained outside of the walls of the Facility structure; provided, that the Contractor may temporarily store Recovered Materials in totally enclosed vehicles or trailers located on the Facility Site prior to their removal for disposal or sale as approved by the County's Authorized Representative.

Section 7.6 Composition of Processible Waste.

Section 7.6.1 Composition Not Guaranteed.

Nothing in this Agreement shall be construed to mean, and the Contractor understands and agrees that the County does not in any manner guarantee the composition of any Processible Waste, including the proportion of any material contained therein, the energy value contained therein, or any other physical or chemical property of Processible Waste nor shall the Contractor be required to guarantee the composition of Residue except as provided in Schedule 2 (Performance Guarantees).

Section 7.6.2 Impact of Recycling.

The Parties expressly recognize that changes to the provisions of Applicable Law which mandate recycling or changes in County policy that encourage recycling, whether in effect on the Contract Date, or as a result of a Change in Law, may reduce the total Processible Waste available for delivery to the Facility and that such reduction in available Processible Waste may adversely affect the ability of either Party to meet its obligations under this Agreement. The Parties agree that to the extent that any public or private recycling program or activity, conducted in compliance with and pursuant to any recycling plan, materially and adversely affects the ability of either Party to meet any obligation or guarantee set forth in this Agreement, that either Party's obligation or guarantee shall be deemed to have been impacted by the occurrence of a Force Majeure.

Section 7.6.3 Ownership.

Nothing in this Agreement shall be construed to mean that receiving Processible Waste, or the inadvertent receipt of Prohibited Waste at the Facility Site, creates on the part of the County or the

Contractor, any ownership interest in, or confers on the County or the Contractor any title to, such Processible Waste or Prohibited Waste.

Section 7.6.4 Scavenging of Solid Waste.

The Contractor shall not permit scavenging of any Solid Waste at the Facility or the Facility Site by the Contractor's staff, the County staff or any customer or Subcontractor. The County shall, as necessary and appropriate, cooperate with the Contractor in such Contractor obligation.

Section 7.7 Screening of Delivered Waste.

Section 7.7.1 Load Checking Program.

Any deliveries of Prohibited Waste shall be rejected if discovered at the Facility. The Contractor shall develop and implement a load-checking program consistent with at least Prudent Industry Practices to (a) detect and discourage attempts to dispose of Prohibited Waste at the Facility and (b) handle Prohibited Waste which may have been accepted inadvertently. At a minimum, the Contractor shall, through its traffic control director, perform and fulfill its obligations set forth in Section 3.4.3.4.

Section 7.7.2 Refusal or Rejection.

Should the Contractor discover that any Prohibited Waste has been delivered to the Facility, the Contractor shall:

(a) Comply with the specific requirements provided m Section 7.3.2 for inadvertent deliveries of Prohibited Waste.

(b) For deliveries of Hazardous Waste and Prohibited Waste, immediately provide oral notification to the County of the delivery and include in such notification all available information concerning the generator, hauler, or other Entity responsible for generating or delivering, or both, the Hazardous Waste to the Facility, including the vehicle license number, physical description, waste description and other information that is available on the form or in the format requested by the County. The Contractor shall make every reasonable attempt to identify (1) the Entity known to have deposited such material and (2) the source

of such waste. The Contractor shall provide written notification to the County's Authorized Representative of such delivery and such relevant information (to the extent known) within three (3) hours following the Contractor's discovery of such delivery.

(c) For deliveries of Prohibited Waste that are not Hazardous Waste and for which the hauler is identified and is still on the Facility Site, subject to the requirements of Applicable Law, immediately order and direct the hauler to leave the Facility Site with the hauler's entire load of waste or, at the discretion of the traffic control director, the hauler may remove only the Prohibited Waste if the Prohibited Waste can be removed from the Processible Waste and loaded into the hauler's vehicle without impact on Facility operations. The hauler will be required to reweigh at the weigh scales upon exiting the Facility so as to accurately determine the amount of Processible Waste delivered to the Facility; and

(d) In the case of subsection (c) above, the hauler shall (1) be redirected to the Landfill if the Prohibited Waste is not Hazardous Waste and the Prohibited Waste is permitted to be accepted at the Landfill, or (2) be directed to deliver the waste to an appropriately permitted disposal site if the waste is not permitted to be accepted at the Landfill, and in either case, the scale house shall be notified and in the case of this subsection (d)(2), the County's inspector shall be notified.

Section 7.8 Landfill Operations.

The County shall be responsible, at its sole cost and expense including all applicable fees and other payments to third parties, for providing landfill capacity at the Landfill, and shall use reasonable efforts to cause the Landfill to be made available during the Receiving Time during the Term for the disposal of Residue, Processible Waste not Processed at the Facility by the Contractor, Recovered Materials to the extent required under Section 3.22.3, Prohibited Waste, exclusive of Hazardous Waste, and any other material contained in Prohibited Waste which is not permitted to be disposed of therein by Applicable Law or County policy.

SECTION 8

SERVICE FEE

Section 8.1 General.

Commencing with the first Billing Month and for each Billing Month thereafter, the Contractor shall be paid a Service Fee by the County for Work properly performed pursuant to the terms of this Agreement, as further detailed in this Section 8. The Service Fee set forth in Section 8.3 shall be applicable immediately following the Commencement Date through the Term (the "Service Fee").

During the Transition Period, the Contractor understands and agrees that it shall receive no compensation, and no compensation shall accrue, including any Pass Through Costs, it being understood and agreed by the Parties that the Contractor's pricing of its Processing Fee takes into account Work performed and all liability incurred by the Contractor during the Transition Period. Notwithstanding the foregoing sentence, the Contractor may begin ordering the necessary parts, materials and supplies during the Transition Period to facilitate the Work.

All revenues from Electric Energy and Recovered Materials, generated by the Facility prior to the Commencement Date shall be excluded from the definition of Net Revenues for all purposes of this Agreement and the Contractor shall not be entitled to receive or be paid any amounts thereof.

Section 8.2 Reserved.

Section 8.3 Monthly Service Fee Calculation.

Section 8.3.1 Monthly Permanent Service Fee Formula.

The Monthly Service Fee payment for each Billing Month shall be calculated as follows:

SF = MPF + EENR + RMNR + PTC +/-ADJ

Where:

SF = Service Fee

MPF = Monthly Processing Fee (Section 8.3.2)

EENR	=	Electric Energy Net Revenues (Section 8.3.3)
RMNR	=	Recovered Materials Net Revenues (Section 8.3.5)
PTC	=	Pass Through Costs (Section 8.3.6)
ADJ	=	Adjustments (Section 8.4)

Section 8.3.2 Monthly Processing Fee.

The Monthly Processing Fee shall be calculated based on the amount of Processible Waste delivered by or on behalf of the County and accepted by the Contractor at the Facility for Processing in the relevant Billing Month, as follows:

Section 8.3.2.1 Processing Fee for Base Delivery Amount.

For Tons of Processible Waste up to and including the Base Delivery Amount for the Billing Year, the Monthly Processing Fee for the Billing Month shall be product equal to (a) the number of Tons of Processible Waste delivered by or on behalf of the County and accepted for Processing by the Contractor at the Facility for the Billing Month, multiplied by (b) the Processing Fee, as adjusted by the Adjustment Factor.

Section 8.3.2.2 Processing Fee for Excess Tonnage Amount.

For Tons of Processible Waste in excess of the Base Delivery Amount for the Billing Year, the Monthly Processing Fee for the Billing Month shall equal (a) the number of Tons of Processible Waste in excess of the Base Delivery Amount delivered by or on behalf of the County and accepted for Processing at the Facility for the Billing Month, multiplied by the product of (b)(l) eighty five percent (85%), multiplied by (2) the Processing Fee, as adjusted by the Adjustment Factor.

Section 8.3.3 Electric Energy Net Revenues.

The Contractor shall be paid ten percent (10%) of the Net Revenues (the County shall retain and exclusively enjoy ninety percent [90%] of such Net Revenues) received by the County from the generation and sale of Electric Energy to the Electric Utility, less an amount equal to (i) the Electric Energy

generated by any on-site solar generation multiplied by (ii) the average price of Electric Energy paid to the County by the Electric Utility in that respective Billing Month. The Contractor shall not receive any portion of any stand-alone Electric Capacity Payments due to the County for Electric Capacity made available to the Electric Utility under the Power Purchase Agreement, or any other product or commodity generated, produced or otherwise recognized under the Power Purchase Agreement or any separate or other agreement with the Electric Utility.

Section 8.3.4 Reserved.

Section 8.3.5 Revenue from Recovered Materials.

The Contractor shall retain fifty percent (50%) of all Net Revenues received by the Contractor from sale of Recovered Materials during a Billing Month, and the other fifty percent (50%) of all such Net Revenues shall be credited to and be paid to the County in the form of a reduction to the Service Fee invoice to the County. Notwithstanding the sharing percentages specified in the immediately preceding sentence, such percentages shall be adjusted, to the extent applicable, in accordance with Sections 3.22 and 3.26. If the Net Revenue is negative, the County shall pay such cost and direct the Contractor as to the final disposition of the Recovered Materials going forward, all in accordance with and as limited by Sections 3.22.3 and 8.3.6.3. The Contractor shall provide the County with its monthly invoice and statement, all supporting documentation, Tons of Ferrous Metals and Non-Ferrous Metals leaving the Facility Site for sale to the market place which tonnage shall be based on the County's scale records, Cost Substantiation, copies of all checks or electronic deposits relative to the Net Revenues received from such sales and other backup materials and information reasonably requested by the County to substantiate such Net Revenues, consistent with and, as applicable, in addition to, that required and specified in Section 3.22.1.

Section 8.3.6 Pass Through Costs.

The costs and expenses for the items listed in Sections 8.3.6.1 through 8.3.6.11 (collectively, the "Pass Through Costs") shall not be included in the Processing Fee and shall be paid by the Contractor and

such Pass Through Costs shall then be invoiced to the County at cost as part of the Contractor's invoice for services rendered each Billing Month upon the Contractor's provision of Cost Substantiation to the County. The County shall thereafter reimburse such Pass Through Costs to the Contractor, all in accordance with the requirements of this Agreement. The Contractor shall exercise all reasonable efforts to obtain good faith estimates for all Pass Through Costs reasonably anticipated for the next Billing Year and the Contractor shall supply those estimates to the County at least nine (9) Months prior to the beginning of the next Billing Year.

Section 8.3.6.1 Utilities.

Utility costs (not directly paid by the County) incurred and paid or payable by the Contractor in operating and maintaining the Facility, not to exceed the Maximum Utility Utilization Allowance, except as specifically provided pursuant to Sections 3.1 and 10.6.

Section 8.3.6.2 Reagents.

Reagent costs (not directly paid by the County) incurred and paid or payable by the Contractor in operating and maintaining the Facility, not to exceed the Maximum Reagent Utilization Allowance, except as specifically provided pursuant to Section 3.1.

Section 8.3.6.3 Loss of Recovered Materials Market.

The Contractor's cost to market Ferrous Metal or Non-Ferrous Metal, or both, at a Net Revenue loss pursuant to Section 3.22.3 in an amount not to exceed that amount specified in Section 3.22.3 per Billing Year.

Section 8.3.6.4 Fees.

The County shall pay application, renewal, maintenance and inspection fees for the County Permits as may be required by the DEP for the ownership, operation and maintenance of the Facility. The County shall also pay fees and costs relative to Contractor Permits to the extent such fees and costs are recognized as a Pass Through Cost in Section 3.6. The County shall reimburse the Contractor for any such fees paid by the Contractor on behalf of the County as a Pass Through Cost, subject to Cost Substantiation.

Section 8.3.6.5 Economic Benefit from Emission Purchase and Sale Transactions and Sharing of Tax Incentives or Subsidies.

The Contractor shall retain or be paid or credited each Billing Month, as applicable, (a) administrative costs or Economic Benefit, or both, or (b) its share of tax incentives or subsidies, or both (a) and (b), pursuant to the terms and conditions of Sections 3.30 or 3.31, or both. The Contractor shall provide the County with its Monthly invoice and statement pursuant to Section 8.5.1, all supporting documentation, Direct Costs, Cost Substantiation and Markup (to the extent expressly recognized in such Sections), or applicable, or both, copies of all checks relative to any Economic Benefit received from such Emission Purchase and Sales Transactions, if any, and other backup materials and information reasonably requested by the County to substantiate (i) the Contractor's administrative costs and Economic Benefit, as applicable, or (ii) tax incentives or subsidies, or both.

Section 8.3.6.6 Pass Through Taxes and Fees.

The County shall pay to the Contractor as a Pass Through Cost all Pass Through Taxes and Fees.

Section 8.3.6.7 County Required Insurance Obligation Transfer.

If, pursuant to Section 11.3.1.1, the Contractor, at the County's request, secures and maintains one or more policies of what was Required County Insurance, the premiums and reasonable broker fees regarding such policy(ies) that are thereafter Required Contractor Insurance shall be a Pass Through Cost to the County.

Section 8.3.6.8 Additional Electronic Communication Items.

Additional electronic communication devices and systems needed to implement the Communication Plan pursuant to Section 3.33 shall be a Pass Through Cost to the County.

Section 8.3.6.9 Special Handling Costs for Special Waste Processing.

The Contractor's Direct Costs, subject to Cost Substantiation, of all required special

handling performed by the Contractor directly related to Processing Special Waste delivered at the direction of the County to the Facility in accordance with Section 7.2.2 shall be a Pass Through Cost to the County.

Section 8.3.6.10 Shortfall in Initial Equipment or Spare Parts.

If as a result of the conduct of a physical inventory by the Parties during the fifteen (15) Business Day period following the Commencement Date pursuant to Section 3.14, there is a shortfall in required Equipment or required Spare Parts, or both, the County shall reimburse the Contractor for such shortfall (cost of the missing Equipment or Spare Parts, or both) as a Pass Through Cost consistent with Section 3.14.

Section 8.3.6.11 Extended Maintenance Plan.

Extended Maintenance Plan costs (not directly paid by the County) incurred and paid or payable by the Contractor in operating and maintaining the Facility, not to exceed the Maximum Project Price, except as specifically provided pursuant to Sections 3.1 and 10.6.

Section 8.4 Adjustments.

The following Adjustments shall be applicable from and after the Commencement Date and through the Term and therefor applicable to the Service Fee, unless expressly specified otherwise.

Section 8.4.1 Liquidated Damages, Penalties or other Fees and Costs.

Section 8.4.1.1 County Security System Maintenance Costs and Capacity Utilization, On-Line Availability and Steaming Rate Limitation Liquidated Damages.

The County invoices for maintenance costs of the County's security system on the Facility Site shall be deducted as an adjustment in the Contractor's Monthly Service Fee invoice.

Except to the extent the Contractor is granted relief pursuant to Sections 3.1, 3.2 (l), and 10, if, in any Billing Month, the Contractor fails to achieve that the performance specified in Section 3.2(l) for capacity utilization and on-line availability or exceeds the Steaming Rate limitation in Section 3.2(l), the Contractor shall pay the County that amount calculated in accordance with Section 3.2 (l) and Schedule 3.

Section 8.4.1.2 Residue Particle Size Guarantee Adjustment.

Except to the extent the Contractor is granted relief pursuant to Sections 3.1 and 10.6, for each Day, or portion thereof, within a Billing Month (whether such Days are consecutive or non-consecutive) that Residue does not meet the Residue Particle Size Guarantee as determined pursuant to Performance Tests, the Contractor shall pay to the County one thousand dollars ($1,000.00), adjusted by the Adjustment Factor, as liquidated damages, until such time as a subsequent Performance Test evidences that the Residue meets the Residue Particle Size Guarantee.

Section 8.4.1.3 Plus Five Separation System Availability Guarantee Adjustment.

Except to the extent the Contractor is granted relief pursuant to Sections 3.1 and 10.6, for each consecutive Day, after the first Day, within a Billing Month that the Plus Five Separation System Availability Guarantee is not met, the Contractor shall pay to the County one thousand dollars ($1,000.00), adjusted by the Adjustment Factor, as liquidated damages, until such time as the plus five separation system again becomes available.

Section 8.4.1.4 Residue Quality Guarantee Adjustment.

Except to the extent the Contractor is granted relief pursuant to Sections 3.1 and 10, if, in any Billing Month, the Residue, as determined pursuant to a Performance Test, does not meet the Residue Quality Guarantee, the Contractor shall pay to the County one thousand dollars ($1,000.00), as such amount is adjusted by the Adjustment Factor, as liquidated damages, until such time as a subsequent Performance Test evidences that the Residue meets the Residue Quality Guarantee.

Section 8.4.1.5 Liquidation Damages – Generally.

The Parties agree that it would be impossible, impractical or extremely difficult to fix the actual damages suffered by the County resulting from the failure of the Contractor to satisfy any of its obligations or guarantees described in this Section 8.4.1. Accordingly, the Parties hereby agree that the liquidated damage amounts specified in this Section 8.4.1 are reasonable and do not constitute a penalty.

Section 8.4.1.6 Temporary Waiver of Performance Damages

Notwithstanding anything in this Agreement to the contrary, for a period of twelve (12) months following the Commencement Date, the Contractor shall not be liable for, and the County shall not assess or collect, any liquidated damages, penalties, or other fees or costs under Sections 8.4.1.1 through 8.4.1.4. During such period, the Contractor shall continue to measure, monitor, and report performance in accordance with Section 3.2(l) and Schedule 3, and the County shall be entitled to rely on such reporting, but no financial consequences shall accrue. Upon expiration of the waiver period, liquidated damages and other adjustments shall apply in accordance with this Section 8.4.1.

Section 8.4.2 Violation of Residue and Recovered Materials Management Plan.

The County may assess liquidated damages in the amount of two thousand dollars ($2,000.00), adjusted by the Adjustment Factor, for each violation of the Contractor's obligation to comply with the approved Residue and Recovered Materials Management Plan pursuant to Section 3.21 in the Billing Month in which such violation occurred. Each Day of violation shall constitute a separate violation.

Section 8.4.3 County's Cost to Cure.

The County's "Cost to Cure" Work in accordance with Section 6.4 shall be credited against the Monthly invoice amount. Any retainage withheld by the County in accordance with Section 6.5 to encourage the Contractor to effect a Cure of the Work or in excess of the Cost to Cure remaining after the Cure is completed shall be reimbursed to the Contractor, in each case, consistent with Sections 6.4 and 6.5.

Section 8.4.4 Inventory Settlement.

Upon the earlier to occur of the expiration of the Term or termination of this Agreement, the Parties shall, in accordance with Section 3.14, determine if the Final Value is less than the Estimated Value, and the Contractor shall pay to the County any such difference in the value of the Required Spare Parts Inventory List.

Section 8.4.5 Failure to Meet Ferrous Metal Recovery Guarantee or the Non-Ferrous Metal Recovery Guarantee, or both, as a result of a Performance Test.

Except to the extent the Contractor is granted relief pursuant to Sections 3.1 and 10.6, the County shall assess actual damages each Billing Month for failure of the Contractor or the Facility, or both, to meet the Ferrous Metal Recovery Guarantee or the Non-Ferrous Metal Recovery Guarantee, or both, as demonstrated by a Performance Test, all in accordance with the Performance Test Plan and other requirements specified in Section 3.26. Actual damages shall be measured in terms of the actual reduction in County Net Revenues as calculated by the difference between the Net Revenues that should have been received if the applicable Ferrous Metal Recovery Guarantee or the Non-Ferrous Metal Recovery Guarantee, or both, were met for the applicable period minus the actual Net Revenues received as a result of the Contractor's or the Facility's, or both, actual performance for the applicable period.

Section 8.4.6 DEP Fees, Fines, Administrative Actions, Notices of Violations and Lawsuits.

Section 8.4.6.1 Fines and Penalties Caused by the Contractor.

Except as otherwise specified in this Agreement, the Contractor shall pay any fines or penalties imposed by any Governmental Authority for a violation of Applicable Law that was not caused by the occurrence of a Force Majeure or County Fault, and the Contractor shall reimburse the County for the same to the extent paid by the County. Additionally, the Contractor shall pay the costs of performing all work included in administrative orders, notices or similar directives of violation that were the result of the Contractor Fault.

If the Contractor is required to pay any fine or penalty imposed by any Governmental Authority for any violation of Applicable Law that was not caused by the occurrence of a Force Majeure or County Fault the amount of which totals (a) at least twenty- five thousand dollars ($25,000.00) per violation or (b) on an accumulated basis to date for a Billing Year, fifty thousand dollars ($50,000.00) or more, the County shall have the right to request, by giving at least five (5) Business Days prior Notice to the Contractor's Authorized Representative, that either or both the senior executive officers of the Contractor and the Guarantor appear before

the Board of County Commissioners to explain why such current or accumulated payments was or is necessary. If, after the Contractor's Authorized Representative's receipt of such Notice and the passing of at least such five (5) Business Days thereafter, the senior executive officers of the Contractor or the Guarantor, or both, fail to schedule an appearance before the Board of County Commissioners at one of the next three (3) regularly scheduled meetings of such Board of County Commissioners, or fail to appear at such scheduled meeting, it shall be a Contractor Event of Default. In the event the Contractor believes the regulatory fine or penalty is unjustified, the Contractor shall have the right to contest the regulatory fine or penalty at its sole cost and expense.

Section 8.4.6.2 Fines and Penalties Caused By Force Majeure or County Fault.

Any fines or penalties imposed by any Governmental Authority for a violation of Applicable Law that was or were, as applicable, caused by the occurrence of a Force Majeure or County Fault, shall be paid by the County. Additionally, the County shall pay the costs of Work performed pursuant to administrative orders or notices of violation that were the result of the occurrence of a Force Majeure or County Fault. In the event the County believes the regulatory fine is unjustified, it shall be the County's responsibility to contest the regulatory fine at its sole cost and expense.

Section 8.4.7 Withholding.

The County shall withhold ("Withhold" or "Withholding") the following, in either case, as an Adjustment to the monthly invoice. Any reimbursement of Withholdings pursuant to this Section 8.4.7 that may be due and owing to the Contractor pursuant to the terms of this Agreement shall be paid by the County as part of the Contractor's invoice for the second Billing Month following the Billing Month in which the Withholding rights of the County ended relative to the Contractor's failure to comply with its applicable obligation under this Agreement.

Section 8.4.7.1 Failure to Make Submittals.

If the Contractor fails to file and submit by the due dates (a) the reports, submittals,

notices and documents required by Section 3.7, (b) the Residue and Recovered Materials Management Plan, (c) updated Operation and Maintenance Manuals, drawings and records required by Section 3.25, (d) the written protocols specified in Section 3.27.1, (e) the Communication Plan pursuant to Section 3.33, (f) those reports required to be filed and submitted pursuant to Section 5, (g) the Contractor's invoices pursuant to Sections 8.5.1 and 8.6.2.7, and (h) all other reports, submittals and plans identified in and required to be filed and submitted under this Agreement, the County may provide Notice of noncompliance to the Contractor's Authorized Representative. If the Contractor fails to Cure such noncompliance within ten (10) Business Days after receipt of the County's Notice, the County may thereafter Withhold for every five (5) Business Days that such filings and submittals are late, five thousand dollars ($5,000.00), adjusted by the Adjustment Factor, until such date as the Contractor makes the required filings and submittals.

Section 8.4.7.2 Failure to Timely Cure items identified on the Consulting Engineer's Inspection Report.

If the Contractor fails to Cure any Final Ongoing Punch List Item within the Timeframe specified in accordance with Section 6.2 the County's Authorized Representative may provide Notice of such noncompliance to the Contractor's Authorized Representative. If the Contractor fails to Cure such noncompliance specified in such Notice within five (5) Business Days after the County's Authorized Representative provided the Contractor's Authorized Representative with such Notice, the County may thereafter Withhold one thousand dollars ($1,000.00) per Day, adjusted by the Adjustment Factor, for each such non-compliant item, until such noncompliance had been Cured by the Contractor to the reasonable satisfaction of the County, provided that the Contractor's Authorized Representative has provided to the County's Authorized Representative reasonable evidence of such Cure.

The County may also withhold the estimated Cost to Cure, as determined by the Consulting Engineer, for such non-compliant item, should the County provide Notice to the Contractor of the County's intent to proceed with such Cure in accordance with Section 6.4.

Section 8.4.7.3 Failure to Timely Complete the Extended Maintenance Projects.

Provided such failure is not due to Force Majeure or County Fault, if the Contractor fails to complete all of the Work identified in the Extended Maintenance Projects within the timeframe specified in the Scope of Work for such Projects, as the same may be extended by mutual written agreement by the Parties, the County's Authorized Representative may provide Notice of such noncompliance to the Contractor's Authorized Representative. If the Contractor fails to Cure such noncompliance specified in such Notice within thirty (30) Days after the County's Authorized Representative provided the Contractor's Authorized Representative with such Notice, the County may thereafter Withhold five thousand dollars ($5,000.00) per Day for each noncompliant item, adjusted by the Adjustment Factor, until such noncompliance had been Cured by the Contractor, provided that the Contractor's Authorized Representative has provided to the County's Authorized Representative reasonable evidence of such Cure.

Section 8.4.7.4 Failure to Comply With Schedules.

If the Contractor fails to comply with the requirements of the Schedules as provided in Section 3.28 and the Service Fee is not otherwise undergoing an Adjustment pursuant to this Section 8.4.7 for the same failure to comply with its obligation under this Agreement, the County's Authorized Representative may provide Notice of such noncompliance to the Contractor's Authorized Representative. If the Contractor fails to Cure such noncompliance specified in such Notice within two (2) Business Days after the County's Authorized Representative has provided the Contractor's Authorized Representative with such Notice, the County may thereafter Withhold one thousand dollars ($1,000.00) per Day, adjusted by the Adjustment Factor, until such noncompliance has been Cured by the Contractor, provided that the Contractor's Authorized Representative has provided to the County's Authorized Representative reasonable evidence of such Cure.

Section 8.4.8 Scale Record True-Up.

If, pursuant to Section 7.4.3, the County had to estimate the Tons of Processible Waste

delivered to the Facility in a prior Billing Month due to the unavailability of actual data, and actual data or information becomes available to the County relative to such deliveries for such Billing Month, the Service Fee for the Billing Month in which such actual data was received shall be adjusted to reflect the corrected billing amount by subtracting the actual Tons of Processible Waste delivered to the Facility for such prior Billing Month when actual data was not available from the estimated Tons of Processible Waste used in calculating the Processing Fee for such prior Billing Month multiplied by the Processing Fee in effect during that prior Billing Month, and crediting or debiting the resulting value on Attachment A of the current Billing Month invoice.

Section 8.4.9 Reserved.

Section 8.5 Service Fee Invoices; Method of Payment.

Section 8.5.1 Monthly Invoice.

The Contractor shall submit its invoice for payment of the Service Fee to the County on or after the end of the Billing Month for which payment is requested. In preparing its invoice for payment of the Service Fee, the Contractor shall use and comply with the form and content of the Contractor's invoice attached hereto as Schedule 12A (Form of Contractor's Monthly Invoice). The Parties may, by mutual agreement, revise the form and content of the invoice form in Schedule 12A (Form of Contractor's Monthly Invoice). The Contractor shall attach all documentation and information necessary to justify payment by the County to the Contractor or credit from the Contractor to the County.

Section 8.5.2 Payment to Contractor.

The County shall pay the Contractor the Service Fee in accordance with the applicable provisions of the Local Government Prompt Payment Act after the date of receipt by the County of a properly formatted invoice, consistent with Schedule 12A (Form of Contractor's Monthly Invoice) containing the required documentation and free of errors. If the County disputes any item in an invoice the Contractor submits for any reason, including lack of supporting documentation or data, the County's Authorized

Representative shall delete the amount of the disputed item and pay the remainder of the invoice. The County's Authorized Representative shall promptly notify the Contractor's Authorized Representative of the disputed items and request resubmittal on the next monthly invoice, if applicable. If the County fails to remit the full amount payable when due, interest on the unpaid portion shall accrue at the rate prescribed under the Local Government Prompt Payment Act. If the due date for payment is not a Business Day, payment is due on the next Business Day following that date.

Section 8.5.3 Payment to County.

In the event any payments are due the County hereunder, the County may deduct the same from the amount due to Contractor using a credit or offsetting invoice which shall be presented to Contractor on or before the time for payment specified in Section 8.5.2 hereof, or the County may invoice Contractor in accordance with the procedures under Section 8.5.1.

Section 8.5.4 Dispute.

Notwithstanding anything in this Agreement to the contrary, if a good faith dispute arises between the Parties concerning any invoice, the Parties shall comply with the applicable provisions of the Local Government Prompt Payment Act, including dispute resolution. Moreover, if the resolution of any good faith dispute determines that one Party has overpaid the other Party, then such overpaid amount shall be refunded promptly with interest accruing at the rate calculated pursuant to the Local Government Prompt Payment Act from the date that the overpaid amount was paid until the date of refund of the resolved amount.

Section 8.5.5 Reasonable Estimate of the Aggregate Service Fee.

No later than December 1 of each Billing Year, the Contractor shall provide the County with a written statement, which statement shall not be binding on the Contractor, setting forth its reasonable estimate of the aggregate Service Fee for the immediately succeeding Billing Year, and the calculations upon which said statement were based.

Section 8.5.6 Limitation on County Payments to the Contractor.

Subject to the rights, restrictions and limitations on County payments and other liability to the Contractor recognized under this Agreement, the Parties additionally agree that the County shall not be liable for payments of any kind or nature to the Contractor under the terms of this Agreement exceeding the amount budgeted by the Board of the County Commissioners each Billing Year relative to the County's payment obligations under this Agreement without formal authorization by the Board of County Commissioners or by an amendment to this Agreement duly authorized and executed by the Parties. The Parties recognize and agree that it is the intention of this Section 8.5.6 to establish a maximum, discernable budget and limitation on County payments and liability each Billing Year under this Agreement. If and to the extent that the Contractor shall be entitled to payment under this Agreement of amounts in excess of the annual budgeted amount, the Contractor shall be relieved of directly related performance obligations until such time as the County budgets additional funds.

Section 8.6 Annual True-Up; Reconciliation.

Section 8.6.1 True-Up of the Adjustment Factor.

At the commencement of each Billing Year, current indices used for calculating and applying the Adjustment Factor may not be available. In such event, an estimate, using the most recent published value of each non-current index, shall be used each Billing Month of the Billing Year until all applicable indices are current and available. At such time, the County shall adjust the Service Fee in accordance with Schedule 5 (Adjustment Factor) and shall use the current indices and apply the same to all invoices previously received by the County for such Billing Year to determine the aggregate adjustment necessary. The resulting calculated amount shall be included as an Adjustment to the invoice for the next Billing Month.

Section 8.6.2 Annual Reconciliation.

Section 8.6.2.1 Annual Processing Guarantee Shortfall Damages.

Except to the extent the Contractor is granted relief pursuant to Sections 3.1 and, if, in a Billing Year, the amount of Processible Waste Processed by the Facility is below the Annual Processing

Guarantee and the County met its Base Delivery Amount, then the Contractor shall pay to the County its Lost Electric Energy Revenues and Lost Recovered Materials Revenues and the Landfill Charge. If, in a Billing Year, the County did not meet the Base Delivery Amount, then solely for the purpose of calculating the Lost Electric Energy Revenues and Lost Recovered Materials Revenues specified in the previous sentence, the Annual Processing Guarantee for such Billing Year shall be equal to the amount of Processible Waste credited towards the Base Delivery Amount pursuant to Sections 7.1.1, 7.1.2 and 8.6.2.2.4 of this Agreement for such Billing Year. To the extent that some or all of the shortfall is due to the occurrence of a Force Majeure or County Fault, the amount of the shortfall that was attributable to either or both of the Force Majeure or County Fault shall not be included in the above calculation.

Section 8.6.2.2 Base Delivery Amount of Shortfall Damages.

Section 8.6.2.2.1 Lost Processing Fees.

If in a Billing Year the amount of Processible Waste delivered to the Facility is below the Base Delivery Amount, as such amount is calculated pursuant to Sections 7.1.1, 7.1.2 and 8.6.2.2.4, then the County shall pay to the Contractor the product of: (a) (1) the Base Delivery Amount minus (2) the actual amount of Processible Waste delivered to the Facility during such Billing Year, multiplied by (b) the Processing Fee that was in effect during the Billing Year that such shortfall occurred.

To the extent that some or all of the shortfall is due to the occurrence of a Force Majeure or Contractor Fault, the amount of the shortfall that was attributable to such Force Majeure or Contractor Fault shall not be included in the above calculations, except as otherwise provided in Section 9.2.

Section 8.6.2.2.2 Lost Electric Energy Revenues.

If, in a Billing Year, the amount of Processible Waste delivered to the Facility is below the Base Delivery Amount, as such amount is calculated pursuant to Sections 7.1.1, 7.1.2 and 8.6.2.2.4, then the County shall pay to the Contractor its Lost Electric Energy Revenues.

To the extent that some or all of the shortfall is due to Force Majeure or

Contractor Fault, the amount of the shortfall that was attributable to Force Majeure or Contractor Fault, as applicable, shall not be included in the above calculations.

Section 8.6.2.2.3 Lost Recovered Materials Revenues.

If, in a Billing Year, the amount of Processible Waste delivered to the Facility is below the Base Delivery Amount, as such amount is calculated pursuant to Sections 7.1.1, 7.1.2 and 8.6.2.2.4, then the County shall pay to the Contractor its Lost Recovered Materials Revenues.

To the extent that some or all of the shortfall is due to Force Majeure or Contractor Fault, the amount of the shortfall that was attributable to Force Majeure or Contractor Fault shall not be included in the above calculations.

Section 8.6.2.2.4 Returned Processible Waste Credit.

For purposes of the calculations of the Base Delivery Amount in Sections 8.6.2.1, 8.6.2.2 and 8.6.2.3, if there is Diverted Waste during the Billing Year and the County delivers Returned Processible Waste to the Facility for Processing in an amount that does not exceed the aggregate amount of Diverted Waste for such Billing Year, sixty percent (60%) of such amount of Returned Processible Waste shall be credited towards the delivery of the Base Delivery Amount. To the extent Returned Processible Waste delivered to the Facility for Processing in a Billing Year exceeds the aggregate amount of Diverted Waste for such Billing Year, one hundred percent (100%) of such excess Returned Processible Waste shall be credited towards the delivery of the Base Delivery Amount. The Parties agree and understand that while Diverted Waste is credited to the delivery of the Base Delivery Amount under this Agreement and that sixty percent (60%) of the amount of Returned Processible Waste up to the aggregate amount of Diverted Waste for the Billing Year is additionally credited to the Base Delivery Amount under this Section 8.6.2.2.4, the Parties agree that such crediting achieves a balancing of interests between the Parties in that (a) the Contractor will (1) receive a Processing Fee for Processing Returned Processible Waste and (2) the Contractor's obligation to pay the County's Lost Electric Energy Revenues and Lost Recovered Materials Revenues is

reduced to the extent the Contractor accepts and Processes Returned Processible Waste, plus the Contractor will receive its share of Net Revenues relative to Electric Energy and Recovered Materials generated from the Processing of Returned Processible Waste, and (b) the County will (1) enjoy a set-off to the transportation, Landfill and recovery of Returned Processible Waste costs associated with Diverted Waste, (2) will receive its share of Electric Energy Net Revenues and Recovered Materials Net Revenues generated from the Processing of Returned Processible Waste, and (3) preserve Landfill capacity.

Section 8.6.2.3 Annual Electric Energy Recovery Guarantee Damages.

Except to the extent the Contractor is granted relief pursuant to Sections 3.1, if, in a Billing Year, the amount of Electric Energy generated for sale by the Facility does not meet or exceed the Electric Energy Recovery Guarantee, then the Contractor shall pay to the County its Lost Electric Energy Revenues.

Section 8.6.2.4 Annual Ferrous Metal and Non-Ferrous Metal Recovery System Availability Guarantee Damages.

Section 8.6.2.4.1 Ferrous Metal Recovery System Availability Guarantee Damages.

Except to the extent the Contractor is granted relief pursuant to Sections 3.1, it in a Billing Year, the Ferrous Metal recovery system, does not meet the Ferrous Metal Recovery System Availability Guarantee, then the Contractor shall pay to the County as a liquidated damage five thousand dollars ($5,000.00), adjusted by the Adjustment Factor, for each one percent (1%) or portion thereof that the actual availability is below the Ferrous Metal Recovery System Availability Guarantee for such Billing Year.

Section 8.6.2.4.2 Non-Ferrous Metal Recovery System Availability Guarantee Damages.

Except to the extent the Contractor is granted relief pursuant to Sections 3.1, if, in a Billing Year, the Non-Ferrous recovery system, on and after such system becomes operational, does not meet the Non-Ferrous Metal Recovery System Availability Guarantee, then the Contractor shall pay to the County as liquidated damages, ten thousand dollars ($10,000.00), adjusted by the Adjustment Factor, for

each one percent (1%) or portion thereof that the actual availability is below the Non-Ferrous Metal Recovery System Availability Guarantee for such Billing Year.

Section 8.6.2.5 Excess Reagent and/or Utility Usage.

Except to the extent the Contractor is granted relief pursuant to Sections 3.1, if, in a Billing Year, the quantity of any Reagents or Utilities, or both, consumed by the Facility exceeds the Maximum Reagent Utilization Allowance or the Maximum Utility Utilization Allowance, or both, the Contractor shall be liable for and pay to the County the costs for all such excess Reagent or Utility usage, or both. The cost for any excess Reagent or Utility, or both, usage shall be the product of (a) the actual amount of any Reagent or Utility, or both, usage consumed in excess of the Maximum Reagent Utilization Allowance or Maximum Utility Utilization Allowance, or both, times (b) the average unit cost invoiced for the Reagent or Utility, or both, as applicable, during the Billing Year.

Section 8.6.2.6 HHV Adjustment Amount.

If, for any Billing Year, the Weighted Average Annual Higher Heating Value is (a) equal to or greater than four thousand (4000) Btu per pound and equal to or less than five thousand four hundred (5,400) Btu per pound, then there shall be no HHV Adjustment Amount owed by either Party to the other, or (b) is less than four thousand (4000) Btu per pound or more than five thousand four hundred (5,400) Btu per pound, then the County shall pay the Contractor an amount equal to the HHV Adjustment Amount.

Section 8.6.2.7 Invoicing And Payments of Annual Reconciliation.

Within sixty (60) Days following the end of each Billing Year, the Contractor shall prepare an annual settlement statement setting forth any amounts due either Party in accordance with this Section 8.6.2.7. The annual reconciliation invoice shall be prepared in accordance with Schedule 12C (Form of Contractor's Annual Reconciliation Invoice) and shall include documentation sufficient to justify payment by the County to the Contractor or payment by the Contractor to the County. The annual reconciliation invoice form may be modified from time-to-time by mutual agreement of the Parties. Payment of the annual

reconciliation shall be made pursuant to the procedures set forth in Section 8.5.

Section 8.7 Projects and Additional Services.

Attachments A and B of Schedule 12B(Form of Contractor's Project and Additional Service Invoice) will be used for each Project or additional service. The County shall identify and determine which form will be applicable in accordance with this Section 8.7 and shall direct the Contractor accordingly upon Project approval. For each Project with an approved estimated cost greater than one million dollars ($1,000,000.00), the County shall be entitled to retain, and not pay to the Contractor, an amount equal to ten percent (10%) of its estimated cost until completion and acceptance by the County of such Project. Such retainage shall be withheld from the final ten percent (10%) of the Maximum Project Price less any allowance for contingency. Payments pursuant to this Section 8.7 shall include (collectively, the "Project/Additional Service Costs"):

Section 8.7.1 Proposal Costs.

The Contractor's Direct Costs, subject to Cost Substantiation, to prepare a proposal requested by the County's Authorized Representative pursuant to Sections 10.1 or 10.2, or both, but expressly excluding the preparation of proposals or Scope(s) of Work pursuant to Section 10.6, to the extent authorized pursuant to such applicable Section and subject to the proposal cost limitation amount specified in such applicable Section.

Section 8.7.2 Payment for Costs of Projects and Additional Services.

The Contractor's Direct Costs, subject to Cost Substantiation, inclusive of Markup or such other amount as approved in writing by the County under circumstances where the Contractor's pricing is in the form of a fixed price or lump sum payment, for all Work properly performed relative to such Project(s) or additional service(s) pursuant to and as may be limited by, as applicable, Sections 10.1, 10.2 or 10.6, upon completion of the agreed upon milestone progress payments or completion of such Work, as applicable.

Section 8.8 Project and Additional Service Invoices; Method of Payment.

Section 8.8.1 Invoice.

The Contractor shall submit its invoice for payment of the applicable Project/Additional Service Costs on or after the end of the Billing Month for which payment is requested and, in the case of a milestone progress payment for a Project, in accordance with the applicable milestone performance and payment schedule specified in the Scope of Work for such Project. In preparing its invoice for payment of such applicable Project/Additional Service Costs, the Contractor shall use and comply with the form and content of the Contractor's invoice attached hereto as Schedule 12B (Form of Contractor's Projects and Additional Services Invoice) in accordance with Section 8.7. The Parties may, by mutual agreement, revise the form and content of the invoice form in Schedule 12B (Form of Contractor's Projects and Additional Services Invoice). The Contractor shall attach all documentation and information necessary to justify payment by the County to the Contractor, and shall clearly indicate which approved Project or Projects applicable to each such payment.

Section 8.8.2 Payment to Contractor.

The County shall pay the Contractor the applicable Project/Additional Service Costs in accordance with this Section 8.8 and the applicable provisions of the Local Government Prompt Payment Act after the date of receipt by the County of a properly formatted invoice, consistent with Schedule 12B (Form of Contractor's Projects and Additional Services Invoice) containing the required documentation and free of errors. The County may decline to approve the Contractor's request for payment and shall withhold its approval, in whole or in part, if, based on the written opinion of the Independent Engineer in the exercise of its reasonable engineering judgment, (a) the relevant Work has not been completed to the level of progress claimed in the invoice, (b) the quality of the Work on such Project is not in accordance with the technical requirements or specifications set forth in the Scope of Work or other technical requirements or specifications

agreed upon by the Parties for such Project, (c) for specified reasons, the Contractor is not entitled to all or any portion of the payment sought because the Work performed is outside the scope of Work for the corresponding Project or additional services, or (d) the Contractor has failed to make uncontested payments to Subcontractors or Affiliates (or failed to obtain necessary payment documentation from them), all in accordance with the Contractor's contracts with such Entity(ies). The County's Authorized Representative may also decline to approve an invoice submitted pursuant to this Section 8.8 or, because of subsequently discovered evidence or subsequent inspections or audits by the County's Authorized Representative, may reduce in whole or in part any future payment to the extent the County reasonably believes it has overpaid the Contractor under any prior invoice because of (i) defective or incomplete Work, (ii) improper or unsupported invoice calculations or (iii) lack of appropriate and supporting documentation. In such case, the County's Authorized Representative shall give Notice to the Contractor's Authorized Representative describing the Work in question and the basis for reducing its payment. When grounds for withholding or rescinding approval for payment have been Cured or removed by the Contractor, an invoice of the amount withheld (together with documentation supporting the Contractor's claim that the grounds for withholding or rescinding approval for payment have been Cured or removed) shall be included by the Contractor as part of the Contractor's next invoice pursuant to Section 8.8, and shall be processed in accordance with this Section 8.8.

Following (A) completion and acceptance by the County of a Project, in the County's reasonable discretion, and (B) delivery to the County of an affidavit and release in form and substance attached hereto as Schedule 21 (Form of Affidavit and Release), the Contractor may submit its invoice for final payment (including retainage, if any, under Section 8.7) following the procedure for invoice pursuant to this Section 8.8. The County shall not be required to make final payment unless and until the invoice for final payment contains all the required items contained in this Section 8.8.2 and otherwise specified in this Agreement.

SECTION 9

FORCE MAJEURE AND COUNTY FAULT

Section 9.1 Force Majeure.

Either Party shall be excused from the performance or its applicable obligations under this Agreement to the extent it is prevented or, individually, or in the aggregate, delayed from performing such obligations due to the occurrence of the Force Majeure. If either Party claims the occurrence of a Force Majeure as a basis for not performing its obligations under this Agreement, then the Party making such claim shall (a) promptly upon discovery thereof provide telephone or oral, or both, initial notice thereof to the other Party of the occurrence of the Force Majeure (for purposes of this clause (a), "promptly" shall mean within twenty-four (24) hours of the Party becoming aware of such Force Majeure); (b) provide Notice to the other Party as soon as reasonably possible after the occurrence of the Force Majeure (i) describing, in reasonable detail, its probable effect on the performance of its obligations hereunder and (ii) providing an estimate of its expected duration and cost impact on the relevant provisions of this Agreement; (c) exercise all reasonable efforts to continue to perform its obligations hereunder to the extent (i) not prevented by the Force Majeure and (ii) there is no increase in cost or decrease in revenues to the affected Party to perform its obligations not prevented by the Force Majeure and if there is an asserted increase in such costs or a decrease in such revenues, or both, this Section 9.1, Section 9.1.1 or Section 9.1.2 shall be applicable; (d) subject to and in accordance with Section 10, expeditiously take action to Cure the Force Majeure; (e) exercise all reasonable efforts to mitigate or limit damages to the other Party; and (f) provide prompt notice, including Notice, to the other Party of the cessation of the Force Majeure which gave rise to its inability to perform.

Subject to Section 9.1.1, the Contractor shall not be required to perform any obligation not prevented by the Force Majeure or mitigate the effects of the Force Majeure to the extent the Contractor's costs to so perform or to mitigate are in excess of the normal costs of having its employees that are normally stationed at

the Facility Site perform such obligations or mitigate such effects (which normal costs shall include (i) reasonable overtime hours by Contractor's employees, (ii) the temporary, insubstantial and additional use and consumption of materials, supplies and Equipment or (iii) consistent with (ii), the costs for Repair(s) or Replacement(s) reasonably anticipated to be performed from time to time for temporary periods arising as a result of the occurrence of a Force Majeure than can be reasonably performed by the Contractor's employees usually stationed on the Facility Site). Examples of costs that may be considered in excess of such normal costs may include (A) the costs of Subcontractors to so perform or to so mitigate to the extent such Subcontractors are necessary, (B) the costs of securing necessary and substantially additional materials, supplies, Equipment or personnel to so perform or to so mitigate as they are required, (C) the costs for additional testing, cancellation or rescheduling fees or other additional costs arising from the Force Majeure, (D) the costs for Repair(s) or Replacement(s) performed by necessary Subcontractors, provided such Repair(s) or Replacement(s) cannot be performed by the Contractor's employees in a timely manner, to the Facility resulting from the occurrence and continuance of a Force Majeure and (E) costs associated to comply with a Change in Law.

Notwithstanding any provision in this Agreement that may be interpreted to the contrary, neither Party shall be relieved from any payment obligation under and pursuant to the term and conditions of this Agreement during the occurrence and continuance of a Force Majeure.

Section 9.1.1 Contractor Declared Force Majeure.

Notwithstanding any provision in this Agreement that may be interpreted to the contrary:

(a) Neither Party shall be relieved from any payment obligation under and pursuant to the terms and conditions of this Agreement during the occurrence and continuance of a Force Majeure.

(b) The Parties acknowledge and agree that Force Majeure and Change in Law are separate regimes under this Agreement. Any cost or revenue impacts of a Change in Law shall be addressed exclusively under Section 15 (Change in Law).

(c) If a Force Majeure occurs and results in increased costs to the Contractor or decreased revenues, the Contractor shall continue to perform those management, operation and maintenance obligations that are not prevented by the Force Majeure. The monetary impacts of such Force Majeure shall be recognized as the Contractor's Direct Costs, subject to Cost Substantiation, inclusive of Markup, from and after the Contractor's Notice of Force Majeure, and any loss of revenues shall only be recognized to the extent expressly provided elsewhere in this Agreement.

Section 9.1.2 County Declared Force Majeure.

If the County declares or asserts that a Force Majeure shall have occurred on the basis that its costs to perform its obligations under this Agreement have increased or that its revenues have decreased, or both, it shall nevertheless continue to perform its obligations under this Agreement that it is not prevented from performing by the Force Majeure, including its payment obligations pursuant to terms and conditions of this Agreement, regardless of its increased costs or decreased revenues, or both, relative to such performance, provided that the County shall nevertheless have its rights that are provided to it under this Agreement.

Section 9.2 Curtailment of Deliveries of Processible Waste Due to Force Majeure.

If deliveries of Processible Waste to the Facility or Processing at the Facility, or both, is curtailed due to the occurrence and continuance of a Force Majeure, then the Monthly Processing Fee to be paid pursuant to Section 8.3.2 shall be calculated each Billing Month during such curtailment as an amount equal to the sum of (a)(l) the Processing Fee for the current Billing Year multiplied by (2) the number of Tons of Processible Waste accepted at the Facility during the applicable Billing Month in which the curtailment occurred, plus (b)(1) seventy-five (75%) of the Processing Fee for the current Billing Year multiplied by (2)(A) the average number of Tons of Processible Waste Processed per Billing Month over the most recent six (6) Billing Months

when there was no curtailment, cold iron outage exceeding forty-eight (48) hours or turbine generator overhaul less (B) the number of Tons of Processible Waste accepted at the Facility during the applicable Billing Month in which the curtailment occurred. Relative to (2) (A) above, if at the time of such Force Majeure curtailment there have not been six (6) Billing Months during which a Force Majeure curtailment, cold iron outage exceeding forty-eight (48) hours or turbine generator overhaul did not occur, then the County shall use the most recent six (6) calendar Month period during which there was no occurrence of a Force Majeure curtailment, cold iron outage exceeding forty-eight (48) hours or turbine generator overhaul comprised of (a) Billing Months, if any, and (b) calendar Months of Facility operations by the Prior Contractor. As consideration for such payment during any such curtailment due to the occurrence and continuance of a Force Majeure, the Contractor shall retain and maintain its employees who are not performing services at the Facility in a standby, readily available mode to perform services when all or part of such curtailment is no longer applicable. Nothing herein, however, shall be read or construed to limit or otherwise infringe on the County's rights pursuant to Section 13.3.

For purposes of making the calculations in Sections 8.6.2.1 and 8.6.2.2, the delivery Base Delivery Amount and the Annual Processing Guarantee shall be prorated to account for reductions in Processing during the duration of a Force Majeure. Such proration adjustment shall be based on an hourly boiler throughput calculated by dividing the Base Delivery Amount by the total boiler operating hours for the Billing Year and then multiplying the resulting product by the number of boiler hours when each applicable boiler unit could not Process Processible Waste due to the Force Majeure.

Notwithstanding any provision in this Agreement that may be interpreted to the contrary, for purposes of this Agreement, no Lost Electric Energy Revenues, Lost Recovered Materials Revenues shall be due and owing to either Party to the extent of a reduction or curtailment in Processible Waste deliveries due to the occurrence of a Force Majeure; provided, however, to the extent the Force Majeure is an insurable event and the County actually recovers all or a portion of the Net Revenues from the generation and sale of Electric

Energy, Recovered Materials, then the County shall share with the Contractor its proportionate share of such Net Revenues in accordance with Sections 8.3.3 and 8.3.5.

Section 9.3 County Fault.

The Contractor shall be excused for failure or delay in performance of any act or obligation under this Agreement to the extent the Contractor is prevented from performing such act or obligation by reason of County Fault. If the Contractor claims the occurrence of County Fault as a basis for not performing its obligations under this Agreement, then the Contractor's Authorized Representative shall (a) promptly upon discovery thereof, provide telephone or oral, or both, initial notice thereof to the County's Authorized Representative of the occurrence of the County Fault; (b) provide Notice to the County's Authorized Representative as soon as reasonably possible after the occurrence of the County Fault (i) describing, in reasonable detail, its probable effect on the performance of the Work and (ii) providing an estimate of its expected duration and cost impact on the relevant provisions of this Agreement; (c) exercise reasonable efforts to continue to perform the affected Work to the extent not prevented by the impact of the County Fault; (d) subject to and in accordance with Section 10, expeditiously take such action(s) approved by the Director in writing to Cure the County Fault; (e) exercise reasonable efforts to mitigate or limit damages to the County; and (f) provide prompt notice, including Notice, to the County of the cessation of the impact of the County Fault which gave rise to the inability to perform. If the Contractor declares or asserts that a County Fault shall have occurred which caused its costs to perform the Work to increase and/or its revenues to decrease, or both, it shall nevertheless continue to perform its management, operation and maintenance obligations under this Agreement that it is not prevented from performing by the occurrence and impact of the County Fault regardless of its increased costs or reduction in revenues, or both, if the provisions of this Agreement, by way of performance damages payable by the County, Pass Through Costs, the execution of an amendment to this Agreement or by other mechanism, have addressed the Contractor's increased costs or reduction in revenues under this Agreement.

To the extent the provisions of this Agreement do not provide for specific remedies to address any such Contractor increase in costs or reduction in revenues or the County does not abide by or implement a remedy under this Agreement as a result of the County Fault, then, to the extent such costs or reduction in revenues are not limited or mitigated, by way of liquidated damages, the County's limitation of liability or other limiting or restrictive provision under this Agreement, the Contractor, upon the expiration of ten (10) Business Days following the Contractor's Authorized Representative's Notice to the County's Authorized Representative of the occurrence of the County Fault as required under this Section 9.3, shall be relieved from performing the Work that is adversely affected by the occurrence of the County Fault unless within such ten (10) Business Day period, the County's Authorized Representative either (1) recognizes by Notice to the Contractor's Authorized Representative that a County Fault has (A) occurred and (B) the effect of increasing the Contractor's costs to perform or decrease the Contractor's revenues to so perform, or both, under this Agreement and thereafter proceeds with reasonable due diligence to resolve the monetary impacts of the County Fault on the Contractor's performance of the Work or (2) disputes (A) the occurrence of the County Fault or (B) any increase in costs or decrease in revenues, or both, has resulted from the impact of the County Fault by proceeding to dispute resolution pursuant to Section 14.

If the County's Authorized Representative has referred the matter to dispute resolution pursuant to (2) above in the immediately preceding paragraph, the Contractor shall not be relieved of its management, operation and maintenance obligations not prevented by the County Fault on the basis of increased costs or decreased revenues, or both, during the pendency of such dispute resolution. Any resolution of the monetary impact of the County Fault on the Contractor's Work shall, relative to increased costs, be based on the Contractor's Direct Costs, subject to Cost Substantiation, inclusive of Markups from and after the date of the Contractor's Authorized Representative's Notice to the County's Authorized Representative that a County Fault has occurred, unless a different monetary calculation is expressly recognized under this Agreement.

SECTION 10

FACILITY PROJECTS

Section 10.1 Removal of the Impact of a Force Majeure or County Fault.

Section 10.1.1 Contractor Work Relative to the Removal of the Impact of a Force Majeure or County Fault.

If a Force Majeure or County Fault occurs, the Authorized Representatives shall promptly meet to discuss the applicable items set forth in Section 9. As a result of the meeting, the County's Authorized Representative may request that the Contractor submit a proposal for a proposed action or actions to remove or mitigate the effect or cost, or both, of the Force Majeure or County Fault, including its proposed Projects or additional services, or both, and cost estimates for implementing and completing the same and any required changes to this Agreement. Alternatively or additionally, the County's Authorized Representative may provide the Contractor's Authorized Representative with a proposed scope of services (including design plans and specifications) for such purposes and the Contractor shall provide a firm fixed price or cost estimate, or both, (as requested by the County) and any required changes to this Agreement. In either case, the Authorized Representatives shall, prior to the Contractor's performance of any Work relative to the preparation of such proposal, agree in writing on the Contractor's fees and costs to prepare and deliver the same to the County's Authorized Representative. Subject to the immediately succeeding paragraph of this Section 10.1, the Director is hereby authorized to authorize and approve such Contractor Work relative to the preparation of any such proposals in an amount not to exceed one hundred thousand dollars ($100,000.00) per Billing Year, which limitation on proposal costs shall apply to proposals prepared for this Section 10.1 and Section 10.2. If the Contractor's fees and costs, in the aggregate for such proposal development in a Billing Year, are anticipated to exceed one hundred thousand dollars ($100,000.00), any authorization by the County to proceed and pay for such proposal Work exceeding such amount shall be expressly conditioned on the approval and execution

by the Parties of an amendment to this Agreement. Upon approval of such Contractor Work relative to the preparation of a proposal, the Contractor shall deliver its proposal or, as applicable, proposed fixed price or cost estimate (or both) within thirty (30) Days, or within such other time period as may be mutually agreed upon by the Parties, following, as applicable, the County's Authorized Representative's request of the Contractor for such proposal or the County's Authorized Representative's provision of a proposed scope of services to the Contractor's Authorized Representative. The County's Authorized Representative may, in his or her sole discretion, extend the period for the proposal to be submitted. Subject to this Section 10.1, the County shall pay to the Contractor its cost to prepare such proposal pursuant to Section 8.7.1.

If, after the County's Authorized Representative's receipt of the Contractor's proposal, the Director desires that the Contractor proceed with the removal or mitigation Work, so long as the proposal does not amend or modify the terms of this Agreement, the Director is hereby authorized to authorize and approve such Contractor Work in an amount not to exceed, in the aggregate for all such impacts, five hundred thousand dollars ($500,000.00) for each Billing Year. The County shall pay for such removal or mitigation Work pursuant to Section 8.7.2. If (a) the Contractor's fees and costs to perform the proposed removal or mitigation Work contracted and to be paid by the County in such Billing Year, when added to other Force Majeure or County Fault removal or mitigation Work, if any, exceeds five hundred thousand dollars ($500,000.00), or (b) the proposal contemplates or results in an amendment or modification of the terms of this Agreement, any authorization by the County to proceed with and pay for such proposed Contractor Work shall be expressly conditioned on the approval and execution by the Parties of an amendment to this Agreement. If, due to the cost of such Work, an amendment to this Agreement is required, the County's Authorized Representative and the Contractor's Authorized Representative shall promptly meet and mutually develop such an amendment. Any such amendment shall set forth, at a minimum, the scope of work, payment terms, the schedule for completion of the additional services or Project(s), or both, and the impact on the rights

and obligations of the Parties under this Agreement, the Service Fee, the Performance Guarantees and Utilization Allowances and any other changes required to this Agreement. The Contractor shall not have any obligation under this Agreement to remove the impact of the Force Majeure or County Fault (other than the Contractor's obligations and mitigation efforts under and pursuant to Section 9) unless and until, as applicable, the Director authorizes the Contractor pursuant to its proposal to proceed with such Work or the Parties execute an amendment to this Agreement consistent with this Section 10.1.

Section 10.1.2 Third Party Work Relative to the Removal of the Impact of a Force Majeure or County Fault.

Although the County, pursuant to the terms of Section 10.1.1, has the right to sole source the work to the Contractor relative to the removal of the impact of the Force Majeure or County Fault, the Parties agree that work relative to the removal of the Force Majeure or County Fault is not vested solely in the Contractor. The County retains the right at any time to procure the services of one or more Entities other than the Contractor to perform such work; provided, however, that the Contractor has also been requested by the County's Authorized Representative to submit a proposal to perform the work on similar terms and conditions as the other Entities; and provided further, that as a result of such request from both the Contractor and other Entity(ies), the County shall not be liable for the preparation of the Contractor's proposal. The Contractor shall cooperate fully with the County and any Entity that the County retains to perform such work and the County shall exercise reasonable efforts to have the retained Entity(ies) not unreasonably interfere with the Contractor's Work.

If the removal or mitigation work performed by third party Entity(ies) engaged by the County (a) has a direct adverse effect on (i) the Contractor's performance of the Work, including the ability of the Contractor to meet the Performance Guarantees or achieve the Utilization Allowances, or (ii) the Contractor's costs to perform its Work, or (b) directly results in the loss of Processing Fee revenues or any other Facility revenues, the Contractor shall, promptly following discovery of the issue but in no event later than one

hundred and eighty (180) Days after completion of such removal or mitigation Work, provide Notice to the County's Authorized Representative describing, in reasonable detail, the probable effect on the Contractor hereunder, including impact on the Contractor's obligations hereunder, expected duration and cost impact on the relevant provisions of this Agreement. The Authorized Representatives shall promptly meet thereafter to discuss the Contractor's Notice and possible amendment to this Agreement addressing such issues for the Board of County Commissioners' consideration and possible approval and execution. If there is an amendment to this Agreement addressing an adverse effect on Contractor's costs to perform its obligations under this Agreement or the loss of Processing Fee revenues or any other Facility revenues, any modification of such costs or Contractor revenue losses in any such amendment shall be based on the Contractor's Direct Costs, subject to Cost Substantiation, inclusive of Markup. If the Contractor has provided Notice to the County's Authorized Representative by the earlier of (A) when the Contractor becomes aware of such impact or (b) one hundred eighty (180) Days in accordance with this paragraph, the Contractor shall not have any obligation under this Agreement to perform such Work that has such an adverse effect on the Contractor's performance of its obligations under this Agreement, the costs to perform the same (other than the Contractor's obligations and mitigation efforts under and pursuant to Section 9) or results in the loss of Contractor's revenues unless and until the Parties execute an appropriate amendment to this Agreement.

Section 10.2 Discretionary Additional Services and Projects.

At any time, the County's Authorized Representative may request that the Contractor submit a proposal to perform specific additional services or Project(s), or both, to or at the Facility that are not additional services or Project(s), or both, that the Contractor is otherwise obligated to perform for the Processing Fee compensation provided hereunder by the County. In such event, the Contractor shall, within thirty (30) Days, or within such other time period as may be mutually agreed upon by the Parties, following such County's Authorized Representative's request, submit to the County a proposal that includes a description of the

additional services, any required changes to this Agreement and a firm fixed price or cost estimate for the discretionary additional services or discretionary Project(s), or both. The County's Authorized Representative may, in his or her sole discretion, extend the period for the proposal to be submitted. Alternatively or additionally, the County's Authorized Representative may provide the Contractor's Authorized Representative with a scope of services (including design plans and specifications) for such purposes and the Contractor shall, within thirty (30) Days or within such other time period as may be mutually agreed upon by the Parties, provide a firm fixed price or cost estimate or both (as required by the County) and any required changes to this Agreement. The County's Authorized Representative may also, in his or her discretion, extend the period for the proposal to be submitted. In either case, the Authorized Representative shall, prior to the Contractor's performance of a Work relative to the preparation of such proposal, agree in writing on the Contractor's fees and costs to prepare and deliver the same to the County's Authorized Representative. Subject to the immediately succeeding paragraph of this Section 10.2, the Director is hereby authorized to authorize and approve such Contractor Work relative to the preparation of such proposal in amount not to exceed one hundred thousand dollars ($100,000.00) per Billing Year. If the Contractor's fees and costs for such Work are proposed to exceed one hundred thousand dollars ($100,000.00) in a Billing Year for all proposals prepared in accordance with this Section 10.2 or Section 10.1, any authorization by the County to proceed and pay for such Contractor Work shall be expressly conditioned on the development of an amendment to this Agreement, if any, approved and executed by the Parties. Upon approval of such Contractor Work relative to the preparation of a proposal, the Contractor shall deliver its proposal or, as applicable, proposed fixed price or cost estimate (or both) within the time period prescribed above. Subject to this Section 10.2, the County shall pay to the Contractor its cost to prepare such proposal pursuant to Section 8.7.1.

If, after the County's Authorized Representative's receipt of the Contractor's proposal, the Director desires that the Contractor proceed with the discretionary Project(s) or additional service, or both, the Director

is hereby authorized to authorize and approve such discretionary Project or discretionary additional service work not requiring an amendment to this Agreement in an amount not to exceed, in the aggregate for all such discretionary Project(s) and discretionary additional services, five hundred thousand dollars ($500,000.00) for such Billing Year. The County shall pay for such discretionary Project(s) or discretionary additional service pursuant to Section 8.7.2. If the Contractor's fees and costs to perform the proposed discretionary Project(s) and discretionary additional services Work, when added to other discretionary Project(s) and discretionary additional services Work contracted and to be paid by the County in such Billing Year, if any, exceeds five hundred thousand dollars ($500,000.00) or if the Work will result in changes to the Performance Guarantees in Schedule 2 (Performance Guarantees) or the Utility and Reagent Utilization Allowances in Schedule 7 (Utility and Reagent Utilization Allowances), any authorization by the County to proceed with and pay for such proposed Contractor Work shall be subject to an amendment to this Agreement, if any, approved and executed by the Parties. If, due to the cost of such Work, an amendment to this Agreement is required, the County's Authorized Representative and the Contractor's Authorized Representative shall promptly meet and mutually develop such an amendment. Any such amendment shall set forth, at a minimum, the scope of work, payment terms, the schedule for completion of the discretionary additional services or discretionary Project(s), or both, and the impact on the rights and obligations of the Parties under this Agreement, the Service Fee, the Performance Guarantees and Utilization Allowances and any other provisions of this Agreement.

Although the County, pursuant to this Section 10.2, has the right to sole source the work relative to discretionary additional services or discretionary Project(s), the Parties agree that Work relative to the discretionary additional services or discretionary Project(s), or both, is not vested in the Contractor. The County retains the right at any time to procure the services of firm(s) other than the Contractor to perform such work provided, however, that the County's Authorized Representative may request that the Contractor's Authorized Representative submit a proposal to perform the work on similar terms and conditions as the other

firms. The Contractor shall cooperate fully with the County and any firm that the County retains to perform such work, and the County shall exercise reasonable efforts to have the retained firm(s) not unreasonably interfere with the Contractor's Work.

If the discretionary Project(s) or discretionary additional service work is reasonably expected to have a material adverse effect on the Contractor's ability to meet the requirements of Schedule 2 (Performance Guarantees), cause the Contractor to pay costs and expenses exceeding the Maximum Utility Utilization Allowance or the Maximum Reagent Utilization Allowance, or both, or materially adversely affect the Contractor's other obligations, including the costs to perform the same or a decrease in revenues, or both, the Authorized Representatives shall develop a necessary and appropriate amendment to this Agreement addressing such issues for the Board of County Commissioners consideration and possible approval and execution. If there is an amendment to this Agreement addressing an adverse effect on Contractor's costs to perform its obligations under this Agreement, any modification of such costs in any such amendment shall be based on the Contractor's Direct Costs, subject to Cost Substantiation, inclusive of Markup. The Contractor shall not have any obligation under this Agreement to perform such Work that has an adverse effect on the Contractor's performance of its obligations under this Agreement or the costs to perform the same (other than the Contractor's obligations and mitigation efforts under and pursuant to Section 9) unless and until the Parties execute an appropriate amendment to this Agreement.

Section 10.3 Design.

If any maintenance, Repair or Replacement work or any discretionary Project(s) or removal of the impact of a Force Majeure or County Fault undertaken by the Contractor pursuant to Sections 10.1, 10.2, 10.4 or 10.6 involves design work, the Contractor or the County (as appropriate) shall ensure that the design work shall: (a) be performed by an engineer licensed in the State and having experience in the appropriate engineering discipline and (b) secure prior, written approval of the design by the County's Authorized

Representative prior to implementing such work. The County's Authorized Representative, however, may provide a written waiver for this requirement in whole or part. Additionally, the County reserves the right to have any of the design services for either a discretionary Project(s) or removal of the impact of a Force Majeure or County Fault performed by a qualified engineer of its choice who has substantial experience in the applicable design work, and the Contractor or, as applicable, firms other than the Contractor performing the discretionary Project(s) or removal of a Force Majeure, shall then implement such design as part of the discretionary Project(s) or removal of a Force Majeure. If the County elects to have the design services performed by an engineer of its choice, the County (and not the Contractor) shall be responsible for the design, including errors, omissions and design defects. If (1) the resulting design could reasonably be expected to adversely affect the ability of the Contractor to meet the Performance Guarantees and Utilization Allowances, (2) the resulting Equipment built and installed in accordance with the resulting designs adversely effects the ability of the Contractor to achieve the Performance Guarantees and Utilization Allowances or (3) the Contractor's costs of performing the Work or revenues received by it hereunder for the purposes of this Section 10.3 are adversely affected, then the County's Authorized Representative and the Contractor's Authorized Representative shall negotiate and prepare an amendment for the Board of County Commissioners consideration containing an equitable adjustment of such Performance Guarantees and Utilization Allowances. In the case of (1), (2), or (3) above, the Contractor shall be relieved of its compliance with the Performance Guarantees and Utilization Allowances or its Work to the extent such Performance Guarantees and Utilization Allowances or Work are adversely impacted by such Equipment until such amendment is executed by the Parties.

Section 10.4 Contractor Projects.

The Contractor may, at its sole cost and expense, subject to the provisions of this Section 10.4, make changes to the Facility which the Contractor determines are necessary or desirable to comply with the

Performance Guarantees and Utilization Allowances or other Work, only after prior Notice is provided by the Contractor's Authorized Representative to the County's Authorized Representative and the Consulting Engineer. Such notice shall contain all of the changes the Contractor proposes to make to the Facility. The County's Authorized Representative shall, within thirty (30) Days after the date of receipt of the Contractor's Authorized Representative's Notice, approve or disapprove the changes specified in such Notice. The County's Authorized Representative may disapprove such change(s) only if it determines that the proposed change(s) (a) impairs the quality or aesthetic appearance of the Facility, (b) adversely affects the ability of the Facility to comply with Permits, with the requirements of the Power Purchase Agreement or the Interconnection Agreement, (c) would adversely affect the income tax status of interest on the bonds or other financing documents used or as may be proposed to be used to finance changes to the Facility or (d) would have a negative impact on the Facility or the County's rights under this Agreement. In no event shall the Contractor undertake a change which the County's Authorized Representative has disapproved for reasons stated above unless a final resolution is secured by the Contractor pursuant to dispute resolution authorizing the Contractor to proceed with such proposed action. In no event shall any change undertaken by the Contractor pursuant to this Section 10.4 increase any component of the Service Fee.

The foregoing to the contrary notwithstanding, the Contractor is not authorized by this Section 10.4 to modify the appearance of the Facility, including, Facility colors, building materials, Facility Site layout and landscaping. Any such changes may be initiated by the Contractor only upon the written approval of the County's Authorized Representative.

Section 10.5 Design and Construction Monitoring of Projects.

The County or the Consulting Engineer, or both, shall have the right, in the manner specified in Schedule 18 (Design and Construction Monitoring and Review), to monitor and review the Contractor's

performance of its obligations with respect to any projects undertaken by the Contractor pursuant to this Section 10.

Section 10.6 Extended Maintenance Plan.

Section 10.6.1 Schedule 19 Projects.

Notwithstanding that the Contractor accepts the Facility in an as-is condition in accordance with Section 3.18, the County recognizes that additional attention to maintenance and the renewal and replacement of certain portions of the Facility is required to maintain the functional and efficient operation of the Facility and, as such, has identified Projects that are likely to be needed during the Term of the Agreement. As of the Contract Date, the Extended Maintenance Project list attached hereto as Schedule 19 (Extended Maintenance Plan) sets forth in Part A, a preliminary list of Extended Maintenance Plan Projects (the, "EMP Projects") identified by the Parties to be performed by or on behalf of the Contractor.

The Parties recognize and agree that the County has identified the Repair or Replacement of the EMP Projects identified in Part A of Schedule 19 (Extended Maintenance Plan) subject to the conditions of Schedule 19 and such projects that may be added in accordance with the procedures outlined in Schedule 19, subject to the County's Authorized Representative's approval of the Project Package, including the Scope of Work and Maximum Project Price for each such EMP Project.

Section 10.6.2 County Authority to Approve EMP Projects.

The County will use the Master Schedule, pursuant to Section 10.6.3.2, to justify annual Capital Improvement Program (CIP) budget submissions. Upon Board of County Commissioners approval of the annual CIP budget, the Solid Waste Department Director possesses delegated authority to task the Contractor to perform budgeted approved EMP Projects. The Contractor shall perform EMP Project design and construction pursuant to Schedule 19. Unidentified and/or unbudgeted EMP Projects in excess of the County Administrator's delegated authority will require a contract amendment.

At its sole discretion, the County reserves the right to competitively procure other contractors

to perform EMP Project(s); provided, however, that the Contractor shall have a right of first refusal to perform such EMP Project(s) on terms no less favorable than those proposed by the County's selected contractor(s); provided further that this right of first refusal shall not apply to structural steel replacements or repairs, which the County may procure separately without offering such work to the Contractor.

At its sole discretion, the County reserves the right to competitively procure other contractors to perform EMP project(s). In performance of any Project, Contractor shall include language in all subcontracts and material suppliers related to the Scope of Work that allows for assignment of the subcontract or materials to the County should the Contractor be Terminated under terms in Section 13.

Section 10.6.3 Scope of Work for EMP Projects.

Section 10.6.3.1 Preparation of Scope of Work.

As outlined in Schedule 19, the Contractor's Authorized Representative shall prepare and deliver to the County's Authorized Representative a Scope of Work, including a Statement of Consequences should the Scope of Work not be timely completed, for the subject Projects described in the Section 10.6 Notice. Following the County's Authorized Representative's receipt of the Scope of Work, the County's Authorized Representative shall have 30-days to review, consider and approve the Scope of Work. If the County's Authorized Representative does not approve one or more projects, then the Contractor shall amend the Scope of Work within 14-days and resubmit to the County for final approval. The County's approval authority for EMP Projects is final and not disputable, but the Statement of Consequences shall be recognized by the County if such County approval is withheld. Any Project will consist of a primary component of the Facility requiring in kind replacement to meet the Performance Guarantees of this Agreement. Multiple components cannot be aggregated to create a Project. Certain support parts, that are integral to the performance of a component will be allowed to be included in a Project subject to review and approval by the County's Authorized Representative.

Section 10.6.3.2 Master Schedule.

The Contractor shall maintain a Master Schedule of all Projects that have been approved in accordance with Section 10.6 and Schedule 19 that indicates the timeline of Projects to occur during the subsequent five (5) years. The Master Schedule shall be updated and submitted annually no later than October 1st. Any new projects that have been proposed and approved under the criteria outlined in Schedule 19 shall be incorporated into the annual Master Schedule submittal as revisions. Revisions to Projects that were identified on the previous year's Master Schedule, new Projects or proposed removal of Projects will be highlighted for clarity. The Master Schedule, in addition to Project timing, will provide the current approved Maximum Project Price. If at any time the Maximum Project Price has changed, Contractor will provide justification for the change, in detail, including supporting information required in Schedule 19 for Projects and the Maximum Project Price revision will be subject to review and approval as outlined in Section 10.6 and Schedule 19. For projects with a scheduled completion date within two (2) years of the date of the latest 5-year Master Schedule, changes to the Maximum Project Price will not be permitted except if the change represents a reduction of the Maximum Project Price. Further, the Contractor will submit annual updates to maintenance and tracking activities performed after the Project is first proposed through the present schedule related to each Project on the Master Schedule including justification for any items that required the original replacement schedule to be deferred or expedited.

Section 10.6.4 Effect of Equipment Service Life on EMP Pricing.

Notwithstanding the County's obligation to pay the costs of EMP projects and to provide incentive to the Contractor to properly maintain the Facility in accordance with the Standards of Maintenance, if any EMP project fails to achieve at least 95% of its expected service life as indicated in Schedule 19 Part A, the Contractor shall pay the pro rata portion of the EMP project equal to the percentage shortfall in service life realized by that equipment. In such event the Contractor's share of the EMP project price shall be calculated as (i) the number of months shortfall in service life divided by (ii) the total number of months of expected service life multiplied by (iii) the EMP Project price.

Section 10.6.5 Dispute Resolution Regarding EMP Projects.

In the event of a dispute concerning any aspect of an EMP Project, including the scope of such Project, whether such Facility system or Equipment is in Acceptable Operating Condition, the cost of such Project or the Statement of Consequences, then the Authorized Representatives shall meet and discuss the dispute in an effort to resolve the dispute. If resolution is not achieved, either Party may, at any time, refer the dispute to the Independent Engineer for decision pursuant to Section 14.2.2, which decision shall be final and binding on the Parties and non-appealable. Notwithstanding the foregoing, the County expressly reserves the right, in its sole discretion, to decide if to undertake an EMP Project and the scope thereof; provided, however, if the County decides not to have Contractor undertake an EMP Project or materially limits the scope thereof, the Contractor shall be granted relief to the extent expressly specified in the Statement of Consequences for the Contractor-proposed EMP Project not approved by the County.

Section 10.6.6 Reserved.

Section 10.6.7 Reserved.

Section 10.6.8 Reserved.

Section 10.6.9 Reserved.

Section 10.7 Project Completion and Acceptance; Payment for Projects.

Section 10.7.1 Project Completion and Acceptance.

Upon completion of each Project, the Contractor's Authorized Representative shall promptly give Notice to the County's Authorized Representative. The County's Authorized Representative shall inspect the Project Work, review any test results and approve or disapprove such Project as being complete within ten (10) Days following the Notice of such delivery from the Contractor's Authorized Representative. If the County's Authorized Representative does not respond within such ten (10) Day period, then the Project shall be deemed to be accepted. If the County's Authorized Representative does not approve that the Project is complete and accepted, the County's Authorized Representative shall, together with such disapproval, provide a written explanation or basis for the same to the Contractor's Authorized Representative. To the extent not

consistent with the terms of this Agreement or the Scope of Work for the subject Project, the Contractor alone, or through its Subcontractor(s), shall take corrective action consistent with the County's Authorized Representative's explanation or basis for disapproval and resubmit the Project for review and approval by the County's Authorized Representative as provided herein. If the Contractor's Authorized Representative and the County's Authorized Representative shall disagree on whether a Project is complete and accepted, the matter shall be considered a dispute and either Party may refer such matter to the Independent Engineer for decision pursuant to Section 14.2.2, which decision shall be final and binding on the Parties and non-appealable.

Section 10.7.2 Plans, Specifications, Operation and Maintenance Manuals and Drawings.

The Contractor shall maintain all plans, specifications, Operation and Maintenance Manuals, As-Built Drawings and any other drawings relative to the Projects in accordance with Section 3.25, and all such plans, specifications, Operation and Maintenance Manuals, As-Built Drawings (e.g., electrical one-lines, general arrangements, process and instrumentation diagrams, etc.) and any other drawings relative to the Projects shall be deemed to be owned by the County. Prior to the Contractor submitting an application for final payment for each Project to the County pursuant to Section 8.8, the Contractor's Authorized Representative shall deliver to the County's Authorized Representative one hard copy and one copy in electronic format acceptable to the County's Authorized Representative of all such plans, specifications, As-Built Drawings and any other drawings and Operation and Maintenance Manuals related to the Project.

Section 10.8 Payment for Projects.

Payment for all Projects and improvements performed in accordance with Sections 10.1, 10.2 or 10.6 of this Section 10 shall be paid in accordance with the provisions of Sections 8.7 and 8.8, and invoices for all such payments shall be accompanied by an affidavit and release in the form provided in Schedule 21 (Form of Affidavit and Release).

Section 10.8.1 Payment for EMP Projects.

Notwithstanding anything herein to the contrary, payment for (a) EMP Projects approved by

the County's Authorized Representative in accordance with this Section 10.6 shall be based on the Direct Costs incurred and paid or payable by the Contractor for such Project, as applicable, subject to Cost Substantiation, together with a markup of fourteen percent (14%); provided, however, with respect to Projects, in no event shall the aggregate Direct Costs and markup of any Project exceed the Maximum Project Price established for such Project (as set forth in the Scope of Work approved by the County's Authorized Representative in accordance with the protocols of Schedule 19)

without the prior written approval of the County's Authorized Representative. The Contractor shall submit Monthly invoices to the County in accordance with Section 8.5 for the Work performed on each Project, as applicable, during the previous Billing Month. To the extent a Scope of Work for a Project establishes a schedule of milestone progress payments, the Contractor shall submit its invoice for Work performed on such Project only following the County's Authorized Representative's verification that such Work has been performed to satisfy such milestone.

Section 10.8.2 Payment for EMP Projects.

Notwithstanding any other provisions to this Agreement, as a condition of final payment for any project conducted under this Section 10, the Contractor must show that all applicable Facility record drawing, Process and Instrumentation Diagrams/Drawings and one-line electrical diagrams/drawings have been updated to reflect the Project undertaken. The Contractor shall maintain a composite, current set of all such drawings/diagrams, available for review by the County and its consultants.

Section 10.9 Right of First Refusal – Enhanced Metals Recovery

In the event the County determines to plan, procure, finance, design, construct or operate any facility, system or equipment for enhanced recovery of ferrous, non-ferrous or precious metals from the Facility's ash or other process streams during the Term (an "Enhanced Metals Recovery Facility"), the County shall first offer the Contractor the right, but not the obligation, to provide such facility, system or equipment, whether as part of the Work or as a County-directed Project,

on terms no less favorable than those offered by or available from third parties. The County shall notify the Contractor in writing of its intent to pursue an Enhanced Metals Recovery Facility and provide reasonable details of the scope and performance requirements. The Contractor shall have ninety (90) Days from such notice to elect in writing to exercise its right of first refusal. If the Contractor exercises such right, the Parties shall negotiate in good faith the scope, schedule, and pricing for such Enhanced Metals Recovery Facility in accordance with the procedures applicable to County-directed Projects under Section 8.7 (Projects). If the Contractor does not exercise such right within the ninety (90) Day period, the County shall be free to pursue such Enhanced Metals Recovery Facility with third parties, subject always to the County's obligations under this Agreement not to interfere with the Contractor's performance of the Work. The installation or operation of any Enhanced Metals Recovery Facility shall not modify or increase the Contractor's obligations under Schedule 2 (Performance Guarantees) or otherwise expand the Contractor's obligations with respect to baseline recovery levels, unless expressly agreed by the Parties in a duly executed amendment to this Agreement.

SECTION 11

INDEMNIFICATION, LIMITATION OF LIABILITY, INSURANCE AND SECURITY

Section 11.1 Contractor Indemnification.

The Contractor agrees to save harmless, indemnify, and defend the County and all members of the Board of County Commissioners, its agents, consultants and employees (the "Indemnified Parties"), from and against any and all Losses, including claims for property damage and claims for injury to or death of persons, or on account of any claim or amounts recovered under the "workers compensation laws" or any other Applicable Laws that may hereafter at any time be made by any third party (including County employee)

recovered against it arising directly or indirectly to the extent proximately caused by on account of or in connection with (1) any alleged or actual defects, errors or omissions relative to the Work occurring on and after the installation, completion and, as applicable, testing of any Project identified in Sections 10.1-10.4 and the Work identified in the Schedule 19 (Extended Maintenance Plan), in each case, performed by or through the Contractor or (2) any act of negligence, recklessness or intentional wrongful misconduct (including an act of fraud) of the Contractor, its agents or employees with respect to this Agreement or the performance of the Work or by any person, firm, Subcontractor, Guarantor or Affiliate to whom any portion of the Work is subcontracted by the Contractor or resulting from the use by the Contractor or by anyone for whom the Contractor is legally liable, of any Equipment, materials, tools, supplies, chemicals, Reagents or other property of the Indemnified Parties, and further provided that (i) the Contractor shall have no indemnification obligation for Environmental Liabilities or code/permit violations existing prior to the Commencement Date (as addressed separately under Section 3.18.1); (ii) the Contractor shall not be required to reimburse, defend or indemnify the Indemnified Parties for a Loss due to the sole negligence of the Indemnified Parties; and (iii) in the case of concurrent negligence, the Contractor's indemnification shall extend only to the extent of the Contractor's negligence. If the Contractor elects not to defend the Indemnified Parties and it is finally determined by a court of competent jurisdiction (or arbitral tribunal pursuant to Section 14) that the Loss was not the result of the sole negligence of the Indemnified Parties, the Contractor must reimburse the Indemnified Parties for their reasonable attorneys' fees and defense costs actually incurred in conjunction therewith. To the extent permitted by Applicable Law, this provision is intended to apply even if the injury or damage is caused in part by an act, omission or default of the Indemnified Parties except that the Contractor shall not be required to reimburse, defend or indemnify the Indemnified Parties for a Loss due to the sole negligence of the Indemnified Parties. In addition, to the extent Applicable Law applies to an event, in the case of concurrent negligence of the Indemnified Parties, the Contractor's indemnification shall extend only to the extent of the Contractor's negligence.

The Parties agree that the first one hundred dollars ($100.00) of the Processing Fee paid by the County to the Contractor pursuant to this Agreement shall be given as separate consideration for this indemnification, and any other indemnification of the County by the Contractor provided for within this Agreement, the sufficiency of such separate consideration being acknowledged by the Contractor, by the Contractor's execution of this Agreement.

The Contractor shall promptly give Notice to the County of the assertion of any claim against which the Indemnified Parties are indemnified hereunder, shall defend the Indemnified Parties against any claim from which the Indemnified Parties are indemnified hereunder, but shall not have the right to settle such claim without the prior written approval of the Indemnified Parties. The County agrees that it shall promptly provide Notice to the Contractor's Authorized Representative of the assertion of any claims against which the Indemnified Parties to be indemnified hereunder; provided, however, that the failure to give such Notice shall not affect the Contractor's indemnification obligations hereunder unless failure to provide Notice directly and materially affects the Contractor's ability to defend against or mitigate such claim. The extent of the Contractor's indemnification shall not be limited in any way as to the amount of any insurance limits contained in any insurance policy processed or provided in connection with this Agreement. The Contractor's obligations hereunder shall not be affected by the Contractor's use of Subcontractors, but the Contractor shall exercise reasonable efforts to require each Subcontractor to indemnify the Indemnified Parties under any contract entered into by the Contractor with each Subcontractor on terms similar to the indemnification provided for the benefit of the Indemnified Parties under this Section 11.1 but nothing in this Section 11.1 or otherwise in this Agreement shall ever create any direct relationship between a Subcontractor and the County. These indemnification provisions are for the protection of the Indemnified Parties only and shall not establish, of itself, any benefit or liability to third parties. The Contractor's indemnification in this Section 11.1 shall be supplemental and in addition to the other indemnification obligations it has to the Indemnified Parties under this Agreement or for any other reason, and such

indemnifications to the extent, if any, they may be inconsistent with this Section 11.1, shall not supersede this Section 11.1. To the extent that the County is found to be responsible for any Loss, nothing herein shall be construed to waive the sovereign immunity of the County beyond that described in §768.28, Florida Statutes, or to waive the procedural or notice provisions contained therein.

Section 11.2 Limitation and Liability of Exclusion of Consequential Damages.

Section 11.2.1 For the Contractor.

NOTWITHSTANDING ANYTHING HEREIN TO THE CONTRARY, THE AGGREGATE LIABILITY OF THE CONTRACTOR UNDER THIS AGREEMENT (INCLUDING INDEMNITIES BUT EXCLUDING LIABILITY FOR FRAUD, GROSS NEGLIGENCE, WILLFUL MISCONDUCT, OR LIABILITIES EXPRESSLY STATED AS UNCAPPED) SHALL NOT EXCEED FIFTY MILLION U.S. DOLLARS ($50,000,000).

THE PARTIES ACKNOWLEDGE AND AGREE THAT BECAUSE OF THE UNIQUE NATURE OF THIS AGREEMENT, IT IS DIFFICULT OR IMPOSSIBLE TO DETERMINE WITH PRECISION THE AMOUNT OF DAMAGES THAT WOULD OR MIGHT BE INCURRED BY THE COUNTY AS A RESULT OF A BREACH OF THIS AGREEMENT BY THE CONTRACTOR. ACCORDINGLY, THE PARTIES AGREE THAT THE CONTRACTOR SHALL BE LIABLE AND OBLIGATED TO PAY ONLY THOSE DAMAGES (INCLUDING LIQUIDATED DAMAGES) AND OTHER AMOUNTS AS MAY BE SPECIFICALLY DUE AND PAYABLE IN ACCORDANCE WITH THE TERMS OF THIS AGREEMENT, AND THAT THE DAMAGES (INCLUDING LIQUIDATED DAMAGES) AND OTHER AMOUNTS THAT MAY BECOME DUE PURSUANT TO THE TERMS OF THIS AGREEMENT SHALL CONSTITUTE THE CONTRACTOR'S SOLE DAMAGES AND AMOUNTS TO THE COUNTY AND THE COUNTY'S SOLE REMEDY IN RESPECT OF THE APPLICABLE BREACH.

ANY PAYMENTS MADE BY THE GUARANTOR UNDER THE GUARANTY WITH

RESPECT TO THE CONTRACTOR'S LIMITATION OF LIABILITY SHALL BE DEEMED TO BE FOR THE ACCOUNT OF THE CONTRACTOR FOR PURPOSES OF THIS SECTION 11.2.1.

THIS CAP SHALL APPLY IN AGGREGATE ACROSS ALL CONTRACTOR LIABILITIES, WHETHER IN CONTRACT, TORT (INCLUDING NEGLIGENCE), STRICT LIABILITY, INDEMNITY OR OTHERWISE, SAVE ONLY FOR THOSE EXPRESSLY STATED AS UNCAPPED HEREIN.

Section 11.2.2 Pressure Parts Liability

NOTWITHSTANDING ANYTHING TO THE CONTRARY IN THIS AGREEMENT, THE COUNTY SHALL BEAR SOLE RESPONSIBILITY FOR ANY LIABILITIES ARISING OUT OF OR IN CONNECTION WITH DEFECTS OR FAILURES OF THE PRESSURE PARTS, EXCEPT TO THE EXTENT CAUSED BY CONTRACTOR FAULT, INCLUDING FAILURE TO PERFORM LIFECYCLE MAINTENANCE OR OTHER OBLIGATIONS PURSUANT TO SECTIONS 3.2(G), 3.10 AND SCHEDULE 19.

SUBJECT TO THE ABOVE:

(A) ANY FAILURE OF THE PRESSURE PARTS NOT ATTRIBUTABLE TO CONTRACTOR FAULT SHALL NOT GIVE RISE TO PENALTIES, LIQUIDATED DAMAGES OR OTHER PERFORMANCE-RELATED REMEDIES UNDER THIS AGREEMENT;

(B) ANY DIVERSION OF WASTE OR REDUCTION IN FACILITY PERFORMANCE ATTRIBUTABLE TO SUCH FAILURE SHALL NOT CONSTITUTE CONTRACTOR FAULT, SHALL NOT COUNT AGAINST THE ANNUAL PROCESSING GUARANTEE, AND SHALL BE TREATED AS A COUNTY-ATTRIBUTABLE EVENT FOR PURPOSES OF SECTION 8.6 AND SCHEDULE 24; AND

(C) ANY REPAIRS, REPLACEMENTS OR RENEWALS OF PRESSURE PARTS SHALL BE CARRIED OUT UNDER THE COUNTY'S RESPONSIBILITY AND COST ALLOCATION,

IN ACCORDANCE WITH THE PROCEDURES FOR EXTENDED MAINTENANCE PROJECTS UNDER SECTION 10.6 AND SCHEDULE 19.

Section 11.3 Insurance Requirements.

Section 11.3.1 Obligation to Secure, Maintain and Pay for Insurance Coverage.

Section 11.3.1.1 Insurance Obligations of the Contractor.

Except as otherwise provided in this Section 11.3, the Contractor, on its own behalf and on behalf of anyone directly employed by it for whose acts or omissions it may be liable, shall secure, or cause to be secured, and maintain the insurance policies with the policy limits specified in Schedule 11 (Insurance) (the "Required Contractor Insurance") prior to the Contract Date. Prior to the Contract Date, the Contractor shall provide to the County's Director of Risk Management a Certificate of Insurance, binder or copy of insurance policy declaration page, evidencing the Required Contractor Insurance coverage specified in Schedule 11 (Insurance). No Work shall commence, including Transition Period Work, unless and until the required Certificate(s) of Insurance has been delivered and approved by the County's Director of Risk Management. The County reserves the right to require a certified copy of insurance policies that are Required Contractor Insurance specified in Schedule 11 (Insurance) available for review at the Facility Site upon fifteen (15) Days Notice to Contractor's Authorized Representative. The Contractor shall not be required to disseminate copies of Required Contractor Insurance or leave copies of such policies with the County.

The Contractor shall not commence any Work of any kind under this Agreement until all insurance requirements contained in this Section 11.3 have been complied with, and until evidence of such compliance satisfactory to the County's Director of Risk Management as to form and substance has been filed with the County's Director of Risk Management as provided herein. The Contractor and all Subcontractors shall be solely liable for all fees and costs associated with securing and maintaining all Required Contractor Insurance and no such fees and costs shall be a Pass Through Cost to the County; provided, however, to the extent, if at all, the Contractor, at the request of the County, secures and maintains

any Required County Insurance policy(ies) that the Contractor is able to secure and maintain under applicable insurance policies or Applicable Law, the premium payments and reasonable broker fees for such policy(ies) shall be a Pass Through Cost to the County, and shall remain so until the County, in its sole discretion, gives Notice to the Contractor and thereafter secures and maintains such policy(ies) as Required County Insurance. The Contractor may secure additional insurance coverages and policies not specified or required under this Section 11.3 or Schedule 11 (Insurance) and all such insurance and associated deductible amounts shall not be Required Contractor Insurance and shall not be a Pass Through Cost. The cost for such additional insurance coverages and policies shall be borne exclusively by the Contractor at its sole cost and expense. The Contractor shall be responsible for securing certificates of insurance from all Subcontractors with appropriate insurance limits commensurate with industry standards and tracking certificates of insurance for expiration of coverage and obtaining a renewal certificate of insurance prior to any such expiration. No Subcontractor will commence Work until receiving Contractor approval.

Section 11.3.1.2 Insurance Obligations of the County.

Except as otherwise provided in this Section 11.3, the County shall secure, or cause to be secured, and maintain the insurance policies with the policy limits specified in Schedule 11 (Insurance) at least fifteen (15) Days prior to the Commencement Date (the "Required County Insurance") and evidence of such compliance in the form of a certificate of insurance shall be promptly provided to the Contractor's Authorized Representative by the County's Authorized Representative. The administrative and premium payments for each such policy shall be borne exclusively by the County. Neither the Contractor nor any of its Subcontractors shall commence any Work of any kind under this Agreement until all Required County Insurance requirements shall have been complied with, and until evidence of the same has been provided to the Contractor. The County may secure in addition to the Required County Insurance, insurance coverages and policies not specified or required under this Section 11 .3 or Schedule 11, and all such insurance costs shall be borne exclusively by the County at its sole cost and expense.

Section 11.3.1.3 Contractor Insurance Monitoring Requirements.

With respect to Required Contractor Insurance and Required County Insurance, (together, the "Required Insurance"), the Parties shall cooperate with one another and through the normal course of the respective Parties' business, track changes in the insurance marketplace and periodically meet to discuss issues that may materially affect insurance availability, cost and term of insurance coverages, premiums and deductibles. Notwithstanding the requirement for proof of insurance prior to the Contract Date as specified in Section 11.3.1.1.1, for Contractor placed insurance, the Contractor shall arrange for the placing broker to provide annually and prior to the expiration of each year's insurance program, a statement or Certificate of Insurance evidencing that the insurance carriers meet the requirements set forth in Section 11.3.5.4. Based on such statement and other information either or both the Contractor's Authorized Representative and the County's Director of Risk Management may secure from other sources, the County's Director of Risk Management or the Contractor's Authorized Representative, may propose that the requirements of this Section 11.3 be changed to address (a) insurance market conditions, (b) changes in legal requirements pertaining to insurance or this Section 11.3, (c) changes in the liability environment, (d) provisions in this Section 11.3 or Schedule 11 (Insurance), or both, that are or may be deemed obsolete or inappropriate, (e) a circumstance wherein the cost for maintaining any applicable insurance coverage or policy outweighs the benefits and risk mitigation of maintaining such coverage or (f) a change as to which Party shall be responsible for securing and maintaining all or part of Required Insurance coverage hereunder if the other Party can secure such coverage on reasonably acceptable terms and conditions, including deductible amounts, and at a lesser premium cost.

With respect to any County's Director of Risk Management decision to propose one or more changes to the Required Insurance pursuant to Section 11.3.1.1 or this Section 11.3.1.3, unless the proposed change(s) (i) is/are arbitrary or capricious, (ii) is/are inconsistent with Applicable Law or (iii) unreasonably increases the Contractor's risk exposure cost associated with the insurance program the Parties

agree to accept and be bound by the County's Director of Risk Management's proposal(s) relative to changes to the Required Insurance, the Parties obligations under this Agreement relative to Required Insurance shall be deemed changed consistent with the County's Director of Risk Management's decision(s) and such change(s) shall be effective sixty (60) Days from the date that Notice is given to the Contractor of the required changes. If the Contractor disagrees with the County's Director of Risk Management's directives pursuant to Section 11.3.1.1 or decision(s) pursuant to this Section 11.3.1.3, the Contractor may refer the matter to dispute resolution, pursuant to Section 14, at least five (5) Days prior to the effective date of such change to the Required Insurance. Failure of the Contractor to so refer such Notice to dispute resolution by such period of time shall be deemed a waiver of the Contractor's right to so refer the matter.

Section 11.3.2 Insurance Deductibles.

To the extent recognized in this Section 11.3.2 and Schedule 11 (Insurance), the Contractor shall be responsible to satisfy any and all deductibles and self-insured retentions contained in the Required Insurance under this Agreement, as well as any excluded loss or losses if the same are within the Contractor's liability under this Agreement due to any insured event unless caused by County Fault or Force Majeure, provided that in all events, the Contractor shall be liable for any deductible relative to Workers' Compensation Insurance or to the extent recognized in Applicable Law, or both, and any such deductible(s) shall not be a Pass Through Cost to the County. The County shall be liable for deductibles or self-insured retentions for all Required County Insurance, for insured events caused by County Fault or Force Majeure. The insurance coverages required to be secured and maintained by the Contractor and the County under this Agreement shall, to the extent deductible limits are specified, be those specified in Schedule 11 (Insurance), provided they are authorized by Applicable Law. If no insurance deductibles are specified in Schedule 11 (Insurance), the deductibles shall be that amount that the retaining Party may reasonably secure in the insurance marketplace; provided, however, that the Contractor's liability with respect to such deductibles shall be governed by this Section 11 .3.2 and Schedule 11 (Insurance).

Section 11.3.3 Duty to Maintain Insurance.

Subject to this Section 11.3, all Required Insurance to be secured and maintained by the Parties under this Agreement shall be continuously maintained through the Term. Failure of the applicable Party to obtain and maintain the insurance required under and pursuant to the terms of this Agreement shall be deemed an Event of Default for purposes of Section 12.2.4 or, as applicable, Section 12.3.3. Failure of the applicable Party to maintain any Required Insurance shall not relieve the applicable Party from any liability under this Agreement, nor shall these requirements be construed to conflict with the obligation of either Party concerning indemnification.

Section 11.3.4 Continuous Coverage.

The Contractor or, as applicable, the County, shall assure continuous coverage of any Required Insurance and, as applicable, assure that such Required Insurance is not canceled, is renewed, or not materially changed during the Term. The Contractor or, as applicable, the County shall, at its sole cost and expense, pay such extra premium as required to assure no lapse of Required Insurance coverage for any time period. If the Contractor pays such extra premium for Required County Insurance, such extra premium shall be a Pass Through Cost to the County. If the County pays such extra premium for Required Contractor Insurance, such extra premium shall be an Adjustment to the Service Fee.

Section 11.3.5 Insurance Requirements Generally.

The following shall be applicable to the insurance policies and coverages required to be secured and maintained pursuant to this Section 11.3:

Section 11.3.5.1 Policies of Insurance; Certificates as Evidence of Insurance.

Certificates of Insurance or binders evidencing the existence of Required Insurance to be secured and maintained by either Party shall be furnished to, as applicable, the Contractor's Authorized Representative or the County's Director of Risk Management as early as possible prior to the commencement date of such coverage for such furnished Party's review and approval. All policies shall be written on a

primary, non-contributory basis. If a secured policy of Required Insurance is canceled, not renewed or materially changed, the applicable Party shall provide, or cause to be provided, a certificate for the substitute policy to, as applicable, the Contractor's Authorized Representative or the County's Director of Risk Management, as early as possible before the commencement of the substitute policy period for the review and approval. If a policy of Required Insurance is renewed without material change, the applicable Party shall supply to, as applicable, the Contractor's Authorized Representative or the County's Director of Risk Management, a certificate of insurance which reflects the policy number of such Party's approved policy, lists the coverages provided and shows the policy's effective and termination dates. Each Party shall provide to, as applicable, the Contractor's Authorized Representative or the County's Director of Risk Management proof of the Required Insurance coverages in the form of a binder or certificate of insurance of each such policy as far in advance of the renewal as possible. If a binder or certificate is not provided more than fifteen (15) Days before the renewal, a letter from the applicable Party's broker will be sent advising as to the status of the renewal date on which the applicable policies will be bound. On the binding date, a certificate or binder will be provided to, as applicable, the Contractor's Authorized Representative or the County's Director of Risk Management. Binders shall be extended by the procuring Party until all such actual policies of such Required Insurance are received. After certificates or binders are delivered by the Party placing the coverage under master program policies, those actual policies, upon receipt of such Party, will be made available for inspection by the other Party, if so requested at the State offices of the placing Party. For the Contractor, such office shall be at the Facility.

Section 11.3.5.2 County Right to Secure Alternative Insurance.

If the County shall reasonably determine at any time during the Term that the cost or financial security of any particular insurance program, policy or coverage the Contractor is required to secure and maintain in this Section 11.3 and Schedule 11 (Insurance) is unacceptable, the County retains the right once

each Billing Year and consistent with Section 11.3.1.1 to secure, at its sole cost and expense, alternative programs, policies or coverages, except for Workers Compensation or Employer's Liability Insurance, on behalf of itself and the Contractor. Alternative insurance shall be with equivalent or greater financial security and program or policy coverages set forth in Schedule 11 (Insurance) without unreasonably increasing uninsured risk to the Contractor (other than the deductible amount which will not be deemed to have unreasonably increased uninsured risk, and in any event, the Contractor's liability regarding any deductible shall be governed by Section 11.3.2 and Schedule 11 (Insurance) regardless of the County's right to secure an alternative program or policy) provided that such alternative program nevertheless meets the requirements of Section 11.3.1.3. If an alternative program is provided for by the County, the Processing Fee shall be equitably adjusted on and after the date that the County's alternative program becomes effective in recognition that the Contractor's costs, i.e., insurance costs, are reduced.

Section 11.3.5.3 Waiver of Subrogation.

All Required Insurance shall include a waiver of subrogation rights in favor of the Contractor and the County, to the extent permitted by Applicable Law and except as specifically provided in Schedule 11 (Insurance). The Contractor and the County shall each require that any insurance provided by a subcontractor include a waiver of subrogation in favor of the other Party.

Section 11.3.5.4 Financial Security Requirement/Rating.

Any and all companies providing insurance required by Section 11.3 must meet the minimum financial security requirements set forth below. These requirements conform to the ratings published by A.M. Best & Co. in the current Best's Key Rating Guide - Property - Casualty.

Companies providing Required Insurance under this Agreement must have a current:

A. Best's Rating no less than A- and current.

B. Best's Financial Size Category not less than Class IX, except for Pollution

Legal Liability Insurance which shall not be less than Class VII.

Companies must be authorized to conduct and transact insurance contracts by the Department of Financial Services, State of Florida.

If the issuing company does not meet these minimum requirements, or during the course of coverage fails to meet such requirements and become unsatisfactory to the County, Notice shall be mailed to the other Party and, with respect to the County, also to the County's Director of Risk Management. The Party responsible for procuring the insurance shall promptly obtain a new policy issued by an issuer that does meet the requirements set forth in Section 11.3 and shall submit evidence of the same as required herein.

Section 11.3.5.5 Carrier Renewal and Cancellation Notification.

Any policy or policies procured, or caused to be procured, by either Party shall provide by endorsement that the other Party shall, without exception, be given not less than forty-five (45) Days Notice prior to the carrier's cancellation or nonrenewal, unless the cancellation is due to non-payment of premium in which case, not less than ten (10) Days Notice, as required by F.S. 627.4133 and that such Notice shall be delivered to the non-procuring Authorized Representative and the County's Director of Risk Management as provided for in this Agreement. Confirmation of this mandatory forty-five (45) Days Notice of nonrenewal or cancellation as required by F.S. 627.4133 shall appear on the Certificate of Insurance and on any and all insurance policies required by Schedule 11 (Insurance). If any such policy is subject to cancellation or nonrenewal and the procuring Party fails to provide the other Party with written commitments to renew or purchase other such insurance meeting the requirements of this Section 11.3 at least forty-five (45) Days prior to the effective date of such cancellation or nonrenewal, then the non-procuring Party, upon Notice to the other Party and, with respect to the County, also to the County's Director of Risk Management, shall have the right to purchase or renew such coverage and the obligated procuring Party shall then be obligated to reimburse the purchasing Party for the premiums and broker fee costs for such insurance over and above that applicable had the obligated procuring Party renewed or repurchased such coverage.

Section 11.3.5.6 Named Insured and Additional Insured.

The County, the Board of County Commissioners, the County Solid Waste System and all agents, officers and employees of the County and the County Solid Waste System shall be covered as a named insured, but not the first named insured, under the Commercial General Liability and Excess Umbrella Policies and an additional insured under all other Required Insurance, other than Workers' Compensation and Professional Liability to be secured and maintained by the Contractor under this Section 11.3 and such insurance shall be primary with respect to the named and additional insured status, a severability of interest or separation of insureds provision shall be applicable to each policy. Confirmation of this shall appear on the Certificate of Insurance, and on any and all applicable insurance policies. In addition, a copy of the named or additional insured endorsements, or both, applicable to the policies shall be attached to the Certificate of Insurance. However, this requirement shall not apply to Workers' Compensation Insurance, Employer's Liability Insurance or Professional Liability. With regard to property insurance, the Contractor shall be designated as an additional named insured relative to the Contractor's insurable interest in damage to property the Contractor owns that is required to be insured under the terms of this Agreement and the County shall be named as a loss payee as their interests may appear.

Section 11.3.5.7 Project Coverage.

Any policy of insurance required to be secured and maintained by the Contractor and the County under this Agreement may provide coverage for other projects or locations outside of the scope of this Agreement. However, any general aggregate policy limit contained in such a policy shall be on a project or location specific basis, such that the total annual coverage relative to the Facility is not subject to depletion by any claims or losses outside the scope of this Agreement. In the alternative, the Contractor's insurance may contain an aggregate reinstatement provision applicable to this Agreement should any aggregate limits be reduced by claims not related to this Agreement.

Section 11.3.5.8 Compliance Mechanisms.

The Contractor may comply with the various requirements of this Section 11.3 and Schedule 11 (Insurance) through the purchase of commercial insurance and/or participation in alternative risk financing programs. However, use of any risk financing mechanism proposed by the Contractor other than through a commercial insurer meeting the requirements of Section 11.3 shall be subject to approval by the County's Director of Risk Management. The County may comply with the various requirements of this Section 11.3 and Schedule 11 through the purchase of commercial insurance, the use of self-insurance and or participation in alternative risk financing programs.

Section 11.3.5.9 No Personal Liability.

No officer or employee of the County shall incur personal liability to the Contractor, nor will any officer, director or employee of the Contractor incur personal liability to the County, for reasonable actions taken in good faith in connection with this Section 11.3.

Section 11.3.5.10 Disposition of Insurance Proceeds.

The proceeds of any insurance received relative to any and all risk property insurance and boiler and machinery coverage identified in Schedule 11 (Insurance) shall be applied to Repair or Replace the damages for which such proceeds are awarded; provided, however, that if the County and the Contractor agree not to Repair or Replace such damages then the proceeds paid with respect to property owned by the County shall be retained and deposited with the County for the County's use and the proceeds paid with respect to property owned by Contractor shall be deposited with the Contractor for the Contractor's use. The proceeds of any insurance received pursuant to commercial general liability insurance, workers' compensation insurance and motor vehicle liability insurance identified in Schedule 11 (Insurance) shall be applied to satisfy claims for which such proceeds are awarded. The proceeds of any insurance received pursuant to business interruption and extra expense insurance identified in Schedule 11 (Insurance) shall be deposited with the County for its exclusive benefit and use which proceeds or portion thereof shall be reimbursed to the Contractor to the extent recognized under this Agreement.

Section 11.3.5.11 Non-Recourse Against County.

All insurance policies required to be secured and maintained by a Party under this Agreement shall provide that each insurance company shall have no recourse against the other Party for payment of any premiums or for assessments under any form of policy.

Section 11.3.5.12 No Representation of Coverage Adequacy.

The insurance coverages as required in this Section 11.3 represent that amount of insurance coverage considered by the County in its reasonable judgment to be proper and prudent for this Agreement, but the County is not representing that the coverages and limits required will necessarily be adequate to protect the Contractor, and such coverages in limits shall not be construed, nor deemed to be a limitation on the Contractor's liability under this Agreement. As provided for in Section 11.3.1.1, the Contractor may obtain, at the Contractor's sole cost and expense, any other insurance coverages or increased limits as the Contractor may require for the Contractor's benefit in addition to that specified in this Section 11.3.

Section 11.3.5.13 Authorization and Licensing of Agent.

Each and every agent acting as authorized representative on behalf of the companies affording coverage under this Agreement shall warrant, when signing the Certificate of Insurance, that specific authorization has been granted by the companies for the agent to bind coverage as required and to execute the Certificate of Insurance as evidence of such coverage. In addition, each and every agent shall warrant when signing the certificate of insurance that the agent is licensed to do business in the State and that the company or companies are currently in good standing in the State. If a broker is representing either the Contractor or the County, any binders may be signed by carrier underwriters.

Section 11.3.5.14 Verification of Pass Through Costs.

For all premium costs and reasonable broker fees for any policy of Required County Insurance whose obligation to secure and maintain becomes the Contractor's obligation pursuant to the request

of the County as provided in Section 11.3.1, such actual fees and costs shall be a Pass Through Cost. The Contractor shall provide documentation evidencing that such premium costs and reasonable broker fees are limited Required Contractor Insurance as well as the composite insurance pricing rates for each of the same. For such transferred insurance policy obligation that is not priced on a composite rate, the Contractor shall provide (a) the total premium for the applicable policy and (b) the exposure base related to such policy.

Section 11.3.5.15 Submittals to County's Authorized Representative.

All notices and Notices, directions, submittals to either the County's Director of Risk Management or the Contractor's Authorized Representative to the other, or both, decisions, certificates, binders and other information to be filed or delivered by the County's Director of Risk Management or the Contractor's Authorized Representative, or both, pursuant to this Section 11.3, shall also be filed or delivered (at least a copy thereof) to the County's Authorized Representative for informational and administrative purposes only and not for any substantive purpose under this Agreement.

Section 11.3.5.16 ACORD Form Compliance.

All Certificates of Insurance provided or to be provided or to be provided under this Section 11.3 shall be on ACORD 25 or the most current appropriate ACORD form or as a policy endorsement.

Section 11.3.5.17 Insurance Required for Section 10 Projects.

Prior to the commencement of Work by or on behalf of Contractor on any Project, the Authorized Representatives shall meet and discuss whether the County will require the Contractor to secure and maintain any additional insurance during the pendency of construction on such Project. If any additional insurance is required for construction of such Project, the actual premium costs and reasonable broker fees for any such insurance policy(ies) shall be included in the construction price for each such Project, not as additional insurance under this Section 11.3.5.17. The Contractor shall insure that its Subcontractors performing Work on any Project shall secure and maintain appropriate insurance covering their portion of the

Work that is so associated.

Section 11.4 Security Instruments.

Section 11.4.1 Aggregate Amount; Requirements.

At all times during the Term, the Contractor shall secure and maintain, at its sole cost and expense, one or, as applicable to the Letter of Credit, two, Security Instrument(s) (as defined below) in the aggregate face amount of fifteen million dollars ($15,000,000.00), as adjusted by the Adjustment Factor. The Contractor shall not perform any Work unless and until it secures, executes and delivers the Security Instrument(s) to the County. As used in this Section 11.4, the term "Security Instrument(s)" shall mean, at the option of the Contractor, one Performance Bond (as defined in Section 11.4.2) in the face amount of fifteen million dollars ($15,000,000.00) or two Letter(s) of Credit (as defined in Section 11.4.3). The two Letters of Credit shall (a) be of approximately equal value totaling in the aggregate, fifteen million dollars ($15,000,000.00), (b) each have a term offset by a minimum of six (6) Months from the other Letter of Credit as more specifically addressed in Section 11.4.3 and (c) meet the requirements of this Section 11.4 with no gaps in coverage during the Term unless this Agreement is terminated sooner in accordance with its terms. The Parties understand that if the Contractor elects to secure a Performance Bond to comply with Sections 11 4.1 and 11.4, such Performance Bond will have to be renewed or underwritten annually with the same or different Qualified Financial Institution meeting the requirements of Sections 11.4.1 and 11.4.2. Further, during the Initial Operating Period, the Contractor shall secure and maintain Payment and Performance Bonds in the face amount of, for a term of and in compliance with other requirements specified in Section 11.4.4. Failure of the Contractor to secure, maintain or substitute the Security Instrument(s) in accordance with the requirements of this Section 11.4 shall be an Event of Default by the Contractor.

Section 11.4.2 Performance Bond.

If the Security Instrument is a performance bond, the performance bond must satisfy the following requirements (the "Performance Bond"):

(a) Shall comply with Applicable Law, including Section 255.05 Florida Statutes, where applicable;

(b) Shall be executed to and for the benefit of the County;

(c) Secure the Contractor's performance of its scope of Work in the time and manner prescribed in this Agreement;

(d) Shall be substantially in the form attached hereto as Schedule 8 (Form of Performance Bond);

(e) Shall be underwritten by a surety authorized and licensed to do business in the State as a surety company and otherwise acceptable to the County; provided, however, that the surety shall be rated as "A" or better by S&P or rated as "A3" or better by Moody's or have an A.M. Best rating of "A-" or better and Class IX or higher as to financial size category; and

(f) Shall specify that such bond shall be subject to and governed by Florida law.

In addition, if, during the Term, the surety for a bond is declared bankrupt, becomes insolvent, has its right to do business in the State terminated or it ceases to meet the requirements described above, the Contractor shall, within thirty (30) Days thereafter, substitute another Performance Bond, subject to County approval that such substitute bond satisfies the requirements specified above.

Section 11.4.3 Letters of Credit.

If the Security Instrument(s) are the two Letters of Credit (as defined below), the Letters of Credit must be issued in the names of and to the County and satisfy the following requirements (the "Letters of Credit"):

(a) Shall specify that it shall be subject to and governed by Florida law;

(b) Shall be issued by a Qualified Financial Institution in form and substance as provided in Schedule 9 (Irrevocable Letter of Credit), or as may otherwise be acceptable to the County;

(c) The term of the (i) first Letter of Credit shall be for six (6) Months and (ii) the second

Letter of Credit shall be for one (1) year, in each case, following the date of delivery of each such Letters of Credit to the County's Authorized Representative. At least sixty (60) Days prior to the expiration of the term of each such Letter of Credit, the Contractor shall renew the applicable Letter of Credit for a one (1) year term. The Contractor shall repeat such renewal process each year thereafter for the Term (so long as the Security Instrument(s) include a Letter of Credit), and such renewal shall be through a Qualified Financial Institution;

(d) Shall require that the Qualified Financial Institution and any agent bank at which such Letters of Credit may be presented shall be instructed that the bank is to honor any draft that the Director and the County Administrator may present without prior notice to the Contractor or the Guarantor; and

(e) Shall require such agent bank to make all payments to the Director and the County Administrator without obligation to notify the Contractor, the Guarantor or any Affiliate of such payment upon filing the documents specified therein and that the Contractor or the Guarantor shall not have first claim rights to such Letters of Credit or any right to make drawings thereunder. The Director and the County Administrator shall have the right to present such Letters of Credit for payment immediately and without notice upon the occurrence of an Event of Default of this Agreement.

In addition, if during the Term, the Qualified Financial Institution or its parent corporation experience a downgrade, withdrawal or suspension by or from Moody's or S&P (as such terms are defined in the definition of Qualified Financial Institution) below the required rating level, the County shall have the right to require that the Contractor, within thirty (30) Days after Notice of such downgrade, withdrawal or suspension is given by the County's Authorized Representative to the Contractor's Authorized Representative, secure a substitute Letter of Credit from a Qualified Financial Institution in accordance with the requirements of this Section 11.4.3, and failure to secure such substitute Letter of Credit in the time allowed shall result in the Director and the County Administrator having the right, without Notice to the Contractor, to draw on such Letter of Credit immediately and both Letters of Credit shall recognize such Director's and the County Administrator's right. The Contractor's Authorized Representative shall give the County's Authorized

Representative promptly upon receipt, a copy of any notice or information it may receive relative to any downgrade, withdrawal or suspension.

Section 11.4.4 Project Performance and Payment Bonds.

In addition to any Performance Bond the Contractor may secure and maintain pursuant to Section 11.4.2, the Contractor shall separately secure prior to the commencement of Work on each and every Project and maintain throughout until completion of the same, including, as applicable, acceptance tests, a Performance Bond and a Payment Bond in the amount of the Parties' agreed to fixed price for each such Project or if there is no fixed cost, the Maximum Project Price of each such Project as agreed to by the Parties. If requested by the Contractor, the County may, in its reasonable discretion, agree in writing to waive the Contractor's obligation to secure a Payment Bond and a Performance Bond for each Project so long as the Contractor secures and maintains, prior to commencement of Work on any Project, one Payment Bond and Performance Bond in the face amount of the aggregate, good faith estimated cost of all identified Projects and all associated Work to be performed by the Contractor for the applicable period. The Parties shall agree on the good faith estimated costs for the applicable period before the Contractor shall secure the applicable Performance Bond and Payment Bond. Any Performance Bond and Payment Bond secured and maintained under this Section 11.4.4 shall comply with the requirements specified in Section 11.4.2. There shall be no gaps in coverage of the Performance Bond and Payment Bond regarding each Project.

Section 11.5 Guaranty.

On or before the Contract Date, the Guarantor shall have executed and delivered the Guaranty attached hereto as Schedule 10 (Guaranty) to the County's Authorized Representative.

Section 11.6 Audits.

The Contractor shall, with thirty (30) Days after each Billing Year, provide to the County's Authorized Representative the Guarantor's most recent Audited Financial Statements, or if such Audited Financial Statements are not prepared, Unaudited Financial Statements; provided, however, if Unaudited

Financial Statements are delivered to the County and the Guarantor's Audited Financial Statements are subsequently prepared or become available, the Contractor shall promptly deliver the Guarantor's Audited Financial Statements to the County's Authorized Representative. The County shall also have the right to audit the Contractor's invoices for fees, expenses, costs and charges under the Agreement at any time at the County's sole cost and expense; provided, however, the County shall not have the right to audit that portion of any Contractor invoice for a fixed fee or lump sum payment. The Contractor shall fully cooperate with the County regarding any and all such audits.

SECTION 12

EVENTS OF DEFAULT

Section 12.1 Remedies for Default.

As set forth in Section 12, the Contractor or the County may, in accordance with the requirements of this Agreement, terminate this Agreement upon the occurrence of an Event of Default by Notice to the other Party. The Parties agree that in the event of the material breach by either Party of an obligation under this Agreement, neither Party shall have the right to terminate this Agreement except for and as a result of an Event of Default as described in Sections 12.2 and 12.3.

Section 12.2 Events of Default by the Contractor.

Each of the following shall constitute an Event of Default on the part of the Contractor:

Section 12.2.1 Failure or Refusal to Perform.

Except to the extent the Contractor is granted relief pursuant to Sections 3.1 with respect to Schedule 2 (Performance Guarantees) and Schedule 7 (Utility and Reagent Utilization Allowances) or any other obligations hereunder, the persistent or repeated failure or refusal by the Contractor to perform timely any material obligation under this Agreement, unless such failure or refusal is clearly recognized, excused or justified by the terms and conditions of this Agreement; provided, however, insofar as failure or refusal relates

to (a) failure to meet a payment obligation of the Contractor, Section 12.2.2 shall govern, (b) the accumulation of Withholdings, regardless if reimbursed by the County, exceeding five hundred thousand dollars ($500,000.00) over any twelve (12) Month rolling period, Section 12.2.3 shall govern, (c) the failure to maintain Required Contractor Insurance, and, as applicable, the Performance Bond and the Letters of Credit, all pursuant to Section 11, Section 12.2.4 shall govern, (d) the failure to maintain solvency, Section 12.2.5 shall govern, (e) a default of the Guarantor under the Guaranty, Section 12.2.6 shall govern, (f) any untrue representation or warranty, Section 12.2.7 shall govern, (g) failure of senior executive officers to appear before the Board of County Commissioners pursuant to Section 8.4.6.1, Section 12.2.8 shall govern.

Section 12.2.2 Failure or Refusal to Make Payment.

Failure of the Contractor to pay all undisputed amounts or any amounts required to be paid to the County under this Agreement within thirty (30) Business Days after the due date shall be a Contractor event of Default; provided, however, the County's Authorized Representative shall have given Notice of any such non-payment to the Contractor's Authorized Representative after the due date and prior to fifteen (15) Business Days before the County exercises its rights under this Section 12.2.2.

Section 12.2.3 Accumulation of Withholdings.

If, during any twelve (12) Month rolling average period, the total aggregate accumulated amount of Withholdings, regardless of whether any amounts thereof are reimbursed by the County, exceed five hundred thousand ($500,000), a Contractor Event of Default shall be deemed to have occurred.

Section 12.2.4 Failure to Maintain Security Obligations.

Failure of the Contractor to obtain, maintain and, as applicable, renew in a timely manner, the Contractor's Required Insurance and, as applicable, the Performance Bond or Letters of Credit, all in accordance with Sections 11.3 and 11.4, respectively, shall be a Contractor Event of Default.

Section 12.2.5 Failure to Maintain Solvency.

Failure of the Contractor or the Guarantor to maintain solvency, as determined under the

applicable definition of "insolvent" contained in 11 U.S.C. §101(32), as amended, shall be a Contractor Event of Default. The occurrence of any of the following are deemed a failure to maintain solvency:

(a) inability, failure, or refusal to pay debts as they mature; entry into an arrangement by the Contractor or the Guarantor with or for the benefit of their creditors; the Contractor's or the Guarantors consent to or acquiescence in the appointment of a receiver, trustee, or liquidator for a substantial part of the Contractor's or the Guarantors property; or

(b) a bankruptcy, winding up, reorganization, insolvency, arrangement, or similar proceeding instituted by or against the Contractor or the Guarantor under the laws of any jurisdiction, which proceeding is not dismissed within sixty (60) Days of filing; or

(c) any action or answer in a bankruptcy, winding up, reorganization, insolvency, arrangement, or similar proceeding in which the Contractor or the Guarantor approve of, consent to, or acquiesce in, any such proceeding; or

(d) the levy of any distress, execution, or attachment upon the property of the Contractor or the Guarantor which shall substantially interfere with its performance hereunder; provided, however, that with respect to the Contractor only, this form of insolvency shall not be deemed to have occurred if the insolvency is caused primarily by the County's failure to make a payment due pursuant to Section 8 within forty-five (45) Days of when it becomes due and payable. In the event of the Contractor or the Guarantor being or becoming insolvent or bankrupt, the Contractor shall (1) assume or reject this Agreement within sixty (60) Days after the order for relief; (2) promptly cure any failure to perform its obligations or any Event of Default arising under this Agreement for reasons other than the event set forth in this paragraph; (3) compensate or provide adequate assurance that it will promptly compensate the County for any amounts due the County under this Agreement; and (4) provide adequate assurance of future performance under this Agreement under 11 USC §365(b)(1)(c), or any successor provision of the Federal Bankruptcy Code which adequate assurance shall include the posting of a letter of credit or other security by the Contractor or the

Guarantor in an amount sufficient to secure their obligations under this Agreement and the Guaranty. The foregoing provisions shall not prevent the County from requesting such other conditions to assumption of this Agreement, as it deems reasonable and necessary.

Section 12.2.6 Guarantor Default Under the Guaranty.

The failure of the Guarantor to comply with its obligations thereunder in accordance with the terms and conditions therein shall be a Contractor Event of Default.

Section 12.2.7 Untrue Representation or Warranty.

Any representation or warranty of the Contractor under this Agreement or the Guarantor under the Guaranty, that is materially untrue as and when made, or, as applicable, reconfirmed shall be a Contractor Event of Default.

Section 12.2.8 Failure of the Senior Executive Officer to Appear Before Board.

Failure of the Senior Executive Officer of the Contractor and/or the Guarantor to appear before the Board of County Commissioners to explain the reasons for payment of a regulatory fine pursuant to Section 8.4.6.1 shall be a Contractor Event of Default.

Section 12.2.9 Failure to Maintain Compliance with Power Purchase Agreement(s).

Failure to the Contractor to maintain compliance with the Power Purchase Agreement(s) between the County and Electric Utility and/or Power Broker, shall be a Contractor Event of Default.

Section 12.3 Events of Default by the County.

Each of the following shall constitute an Event of Default on the part of the County.

Section 12.3.1 Failure or Refusal to Perform.

The persistent and repeated failure of the County to perform timely any material obligation under this Agreement unless such failure is clearly recognized, excused or justified by the terms and conditions of this Agreement shall be a County Event of Default, except for an Event of Default described in Sections 12.3.2 and 12.3.3.

Section 12.3.2 Failure or Refusal to Make Payments.

Failure of the County to pay undisputed amounts due and owing to the Contractor under this Agreement in accordance with the applicable timeframes under the Local Government Prompt Payment Act shall be a County Event of Default; provided, however, the Contractor shall have given Notice of any such non-payment to the County's Authorized Representative after the due date and prior to the fifteen (15) Business Days before the Contractor exercises its rights under this Section 12.3.2.

Section 12.3.3 Failure to Maintain Insurance.

Failure of the County to secure and maintain the County's Required Insurance in accordance with Section 11.3 shall be a County Event of Default.

Section 12.4 Default Notice.

Neither Party may exercise its termination rights pursuant to Section 13.1 or 13.2, as applicable, unless and until such Party shall have given the other Party Notice of its failure or refusal to perform pursuant to, as applicable, Section 12.2 or 12.3. If an Event of Default specified in a required Notice of Default pursuant to this Section 12.4 is cured within thirty (30) Days after such Notice or if an Event of Default cannot be cured within thirty (30) Days through the exercise of due diligence, but expeditious and substantive steps are taken within said thirty (30) Day period to cure the Event of Default and thereafter pursued with due diligence to completion with completion occurring within a period not to exceed one hundred twenty (120) Days, no Event of Default shall occur pursuant to such Notice; provided, however, (a) if repeated Cures (no more than two in any Billing Year or three over any rolling three consecutive Billing Year period) are undertaken to address Events of Default under Section 12.2, or 12.3, other than Section 12.2.5, the County or the Contractor may, as applicable, notwithstanding this Section 12.4 to the contrary and in the applicable Party's sole judgment, exercise its right to terminate pursuant to Section 13.1 or, as applicable, Section 13.2 and (b) there shall be no cure period for an Event of Default pursuant to Section 12.2.5 and the County may terminate the

Contractor immediately under this Agreement upon Notice to the Contractor for an Event of Default under Section 12.2.5.

SECTION 13

TERMINATION

Section 13.1 Termination by the County.

Section 13.1.1 Contractor Event of Default.

The County shall, in accordance with the provisions of this Agreement, have the right to terminate this Agreement for a Contractor Event of Default. Should such a Contractor Event of Default occur, the County shall, subject to Section 12.4, have the right to terminate this Agreement as of the thirtieth (30th) Day after providing the Contractor with Notice of such termination; provided that: (a) such termination shall be ineffective if within such thirty (30) Day period the Contractor cures such Event of Default and (b) such termination may be stayed, at the sole option of the County, pending cure of such Event of Default. If this Agreement is terminated, the County shall have no liability to the Contractor as a result of such termination under this Agreement, except that the Contractor shall be paid those amounts due and owing pursuant to Section 8 through the date of such termination. Termination of this Agreement by the County for an Event of Default by the Contractor shall not prejudice any rights the County may have under this Agreement and shall specifically not impair the County's right against the surety pursuant to the terms of the Performance Bond and the Qualified Financial Institution issuing the Letters of Credit required under this Agreement nor shall it adversely impact its rights against the Guarantor. Further, such County termination shall have no adverse impact on the Contractor's obligation to provide (a) transition assistance pursuant to Section 13.1.4, (b) licenses, certain information and assignment of contracts pursuant to Section 13.6, and (c) transition operations and assistance pursuant to Section 13.1.4. In any and all events, the Contractor shall comply with its obligations under Sections 3.14 and 3.32.4.

Section 13.1.2 Termination Damages.

In the event the County terminates this Agreement as a result of a Contractor Event of Default, the Contractor shall be liable to pay the County for all actual damages as a result of such termination. For purposes of this Section 13.1.2, the Parties agree and stipulate that actual damages shall include all of the County's costs and expenses relative to securing and procuring both a short-term (interim operations) and long-term replacement Facility operator.

Section 13.1.3 Sole and Exclusive Remedy.

The County's sole and exclusive remedies as a result of any termination of this Agreement by the County pursuant to Section 13.1.1 shall be the County's remedies and damages pursuant to Sections 13.1.1 and 13.1.2 and the County waives all other remedies. Such remedies and damages payments shall be in full settlement of any Losses incurred by the County in connection with any such termination. In no event shall the County be entitled to any prospective profits.

Section 13.1.4 Transition Assistance.

On and after the occurrence of an Event of Default by the Contractor, through termination and for thirty (30) Days following the termination date or, as applicable, the expiration of the Term and for one year prior to and for thirty (30) Days following the expiration of the Term, the Contractor shall cooperate with the County in providing access to the Facility and Facility Site to potential subsequent operators of the Facility to inspect and examine the same as often as may be reasonably requested by the County and to make available and to provide access to such operations, construction, operation and maintenance data and information, other than Cost Records, to the extent such information is not protected from disclosure by Applicable Law, provided that such access to the Facility, the Facility Site and to construction, operation and maintenance data and information shall not unreasonably interfere with the Contractor's operation and maintenance of the Facility and (b) not restrict its supervisors, managers and personnel performing services

at the Facility from being fully available to the County for employment or attempted employment by the County or potential successor operators if this Agreement is terminated or will expire or has expired. Additionally, the Contractor shall, during such periods, make available all information in its control reasonably required to operate the Facility. The Contractor shall, during such periods, fully cooperate with the County in its endeavor to ensure a smooth, uninterrupted and orderly transition of operational expertise acquired by such Contractor's personnel if this Agreement is terminated or will expire or has expired. The Contractor shall not restrict such personnel from meeting with the County and any potential successor operator, or interfere with their acceptance of offers of employment by the County or potential successor operators during such periods. The Contractor shall also have no covenant or agreement with any of its Facility supervisors, managers or personnel that prohibits, restricts or limits (i) the County or any potential successor operator(s) from hiring such individual(s) or (ii) such individual(s) from being hired by the County or any potential successor operator(s), in each case, in the event of termination or upcoming or actual expiration of the Term.

Section 13.2 Termination by the Contractor.

Section 13.2.1 County Event by Default.

The Contractor shall, in accordance with the provisions of this Agreement, have the right to terminate this Agreement for a County Event of Default. Should such a County Event of Default occur, the Contractor shall, subject to Section 12.4, have the right to terminate this Agreement as of the thirtieth (30th) Day after providing the County with Notice of such termination; provided, that: (a) such termination shall be ineffective if, within such thirty (30) Day period, the County Cures said default and (b) such termination may be stayed, at the sole option of the Contractor, pending Cure of such Event of Default.

If this Agreement is terminated pursuant to this Section 13.2.1, the County shall pay the Contractor:

(i) the amount the Contractor and its Subcontractors have earned, is entitled to or has accrued as of the termination date but has not been paid in accordance with Section 8, including any

Subcontractor cancellation charges that are specifically recognized as being payable under the terms of its subcontracts, plus

(ii) the Contractor's reasonably incurred actual costs of Demobilization, if any, not to exceed the Contractor's Direct Costs, subject to Cost Substantiation, exclusive of Markup, plus

(iii) if this Agreement is terminated during:

(A) the initial (and not extended) Term, a liquidated damage in an amount equal to (x) seven million five hundred thousand dollars ($7,500,000.00) multiplied by (y) a fraction, the numerator of which is one hundred nineteen (119) less the number of completed Billing Months prior to the Billing Month in which termination is effective, and the denominator of which is one hundred nineteen (119); provided, however, such liquidated damage amount shall never be reduced below two million dollars ($2,000,000.00); or

(B) any extension period pursuant to Section 15.1.1, a liquidated damage in an amount equal to (x) three million five hundred thousand dollars ($3,500,000.00) multiplied by (y) a fraction, the numerator of which is fifty-nine (59), less the number of completed Billing Months in the extension period prior to the Billing Month in which termination is effective, and the denominator of which is fifty-nine (59); provided, however, such liquidated damage amount shall never be reduced below one million dollars ($1,000,000.00).

The Contractor shall exercise reasonable efforts to minimize, to the maximum extent possible, any cancellation charges or other costs that are specifically recognized as being payable by the County to the Contractor under this Agreement.

Section 13.2.2 Sole and Exclusive Remedy.

The Contractor's sole and exclusive remedy as a result of any termination of this Agreement by the Contractor pursuant to Section 13.2.1 shall be the payments provided for in Section 13.2.1 and Contractor waives all other remedies. Such payments shall be in full settlement of any Losses incurred by

Contractor in connection with any such termination. In no event shall Contractor be entitled to any prospective profits or any damages because of any such termination. Notwithstanding this Section 13.2.2, the Contractor shall also provide the County with (a) the transition assistance pursuant to Section 13.1.4; the licenses, information and contract assignments pursuant to Section 13.6; and (c) the transfer operations assistance pursuant to Section 13.7. In any and all events, the Contractor shall comply with its obligations under Sections 3.14 and 3.32.4.

Section 13.3 Termination for Force Majeure.

If a Force Majeure shall occur relative to a material obligation of either Party, and such Force Majeure or the effect thereof, prevents or is reasonably anticipated to prevent performance of any material obligation by either Party for a period of two hundred seventy (270) Days or will, or is reasonably anticipated to, (a) materially increase the costs of either Party to perform or meet its obligations under this Agreement or (b) materially decrease the revenues to be received or reasonably anticipated to be received under this Agreement, in the case of either (a) or (b), after accounting for insurance proceeds or other form of security proceeds. The affected Party, upon Notice to the other Party, may, in the affected Party's determination, terminate this Agreement forthwith without payment, damage or penalty other than that specifically provided for in Section 13.3.l(a), (b) and (c) below, notwithstanding that such Force Majeure could be Cured by either Party's actions, which the Party terminating this Agreement determines, in its sole discretion, not to procure, implement or pay for; provided, however, that with respect to any Contractor termination of this Agreement under this Section 13.3, the Contractor shall give the County at least ninety (90) Days Notice of its intent to terminate hereunder. If the County decides within such ninety (90) Day period to Cure such Force Majeure, delivers Notice of such decision to the Contractor and thereafter proceeds with reasonable diligence to Cure such Force Majeure, even if such Cure is not completed within the two hundred seventy (270) Day period, the Contractor may not terminate this Agreement under this Section 13.3 for such Force Majeure. Upon termination under this Section 13.3, neither Party shall be obligated to the other for the payment of any costs or expenses, except

as earned and accrued pursuant to Section 8 to the date of termination.

Section 13.3.1 Sole and Exclusive Remedy.

The Contractor's, and, as applicable, the County's, sole and exclusive remedy as a result of any termination of this Agreement by the County or, as applicable, the Contractor, pursuant to this Section 13.3 shall be the payments provided for in Section 13.3 and the Contractor shall provide the County with (a) the transition assistance pursuant to Section 13.1.4; (b) the licenses, information and contract assignments pursuant to Section 13.6; and (c) the transfer operations and assistance pursuant to Section 13.7, and the Parties waive all other remedies. In any and all events, the Contractor shall comply with its obligations under Section 3.14 and 3.32.4.

Such payments and, with respect to the Contractor, provision of such services, shall be in full settlement of any Losses incurred by Contractor in connection with any such termination. In no event shall Contractor be entitled to any prospective profits or any damages or any other payments, damages or penalties, except as provided in Section 13.3, because of any such termination.

Section 13.4 Termination for Fiscal Non-Funding.

The County hereby preserves its fiscal non-funding rights pursuant to Applicable Law, including the State Constitution, Article 7, Sections 10 and 12 and F.S.A. §129.07. If the County elects to exercise its non-funding rights under Applicable Law, the County may, notwithstanding any provision of this Agreement to the contrary, terminate this Agreement effective upon Notice to the Contractor.

If this Agreement is terminated pursuant to this Section 13.4, then the County shall pay to the Contractor (a) the amount the Contractor and its Subcontractors have earned or accrued, or both, to the date of such termination but has not been paid pursuant to Section 8, plus (b) reasonably incurred actual costs of Demobilization, if any, not to exceed the Contractor's Direct Costs, subject to Cost Substantiation, exclusive of Markup, plus (c) Subcontractor cancellation charges that are specifically recognized as being payable, and are actually paid by Contractor, under its subcontracts with the Contractor, plus (d) the liquidated damage

amount specified in (i) Section 13.2.l(iii)(A) if this Agreement is terminated during the initial (and not extended) Term or (ii) Section 13.2.l(iii)(B) if this Agreement is terminated during any extension period pursuant to Section 15.1.1. The Contractor shall also exercise all reasonable efforts to minimize, to the maximum extent possible, any cancellation charges or other costs that are specifically recognized as being payable by the County to the Contractor under the terms of this Agreement.

Subject to the foregoing rights of the County described in this Section 13.4, the Board of County Commissioners, when annually considering its authorization and appropriation of funds relative to this Agreement, shall take into account all of the County's specifically delineated monetary obligations under, pursuant to the terms of, and as limited by, this Agreement, including appropriate contingency amounts and liquidated amounts recognized under this Agreement.

Section 13.4.1 Sole and Exclusive Remedy.

The Contractor's and, as applicable, the County's sole and exclusive remedy as a result of any termination of this Agreement by the County pursuant to this Section 13.4 shall, subject to the payment limitations provided therein, be the payments provided for in Section 13.4 and the Contractor shall provide the County with (a) the transition assistance pursuant to Section 13.1.4; (b) the licenses, information and contract assignments pursuant to Section 13.6; and (c) the transfer operations and assistance pursuant to Section 13.6, and the Contractor waives all other remedies. In any and all events, the Contractor shall comply with its obligations under Sections 3.14 and 3.32.4.

Such payments shall be in full settlement of any Losses incurred by Contractor or the County in connection with any such termination. In no event shall Contractor be entitled to any prospective profits because of any such termination.

Section 13.5 Termination for Exceptional Change in Law

If a Change in Law occurs which, in the County's reasonable judgment, would require modifications to the Facility or the Services that result in material capital expenditure or operating cost increases such that

continued performance of this Agreement is impracticable or uneconomic, the County may, upon Notice to the Contractor, terminate this Agreement.

If this Agreement is terminated pursuant to this Section 13.5, the County shall pay the Contractor amounts calculated on the same basis as provided in Section 13.2.1(i)–(iii).

This Section 13.5 is without prejudice to the Contractor's rights under Section 15.28 (Change in Law Compensation) where this Agreement is not terminated.

Section 13.6 Manner of Payment Upon Termination.

Any amount payable by either Party as a result of termination shall be paid in accordance with the applicable procedures and timeframes under the Local Government Prompt Payment Act; provided, however, that with respect to Subcontractor cancellation costs and Demobilization costs only that are part of the applicable termination remedy under this Section 13, the Contractor may submit invoices for such amounts for County payment up to three (3) months following the date of termination.

Section 13.7 Obligation of Contractor to Grant License and Supply Proprietary Information to the County and Assignment of Contracts on Termination or Expiration of the Term.

In the event this Agreement is terminated or expires at the end of the Term:

(a) the Contractor shall grant the County or any subsequent operator of the Facility, (1) a non-exclusive license, without payment of royalties, and the Contractor's interest in, any patents and to any "shop right" needed to modify and operate the Facility, for the sole purpose of operating the Facility, and (2)(A) supply any proprietary components needed for the continuing operation of the Facility at their fair market price, subject to the continued availability of such components, provided the Contractor or its supplier has continued the supply of such components or (B) at the Contractor's sole expense, remove any proprietary component, equipment or materials, as the case may be, installed by the Contractor and, in each case, reinstall the original component, Equipment or materials in Acceptable Operating Condition and can use in Acceptable Operating Condition; and

(b) the Contractor shall, to the extent they are assignable and transferable, assign and transfer, for the benefit of the County or any subsequent operator of the Facility, as the case may be, all labor contracts, all maintenance contracts, all supply contracts and all contracts for the sale of Recovered Materials from the Facility, all to the extent the County so determines and requests assignment or transfer thereof from the Contractor. The Contractor shall, at least thirty (30) Days prior to the termination or expiration of the Term of this Agreement, provide to the County's Authorized Representative the above-referenced contracts for the County's review for purposes of the determination and possible request to be made by the County under this subsection (b).

In addition, at least sixty (60) Days prior to the expiration of the Term or, as applicable, no later than one Week following the County's Notice of termination to the Contractor or the termination of this Agreement due to an Event of Default by the Contractor, the Contractor shall exercise all reasonable efforts to provide to the County or any subsequent operator of the Facility, as the case may be, specifications and shop drawings for all proprietary components of the Facility, and, if applicable, shall also grant the County the right to use those specifications to foster competitive bidding for the proprietary products required for the modification, operation and maintenance of the Facility if the Contractor no longer continues to provide such components, and if alternative components having the same function and use and which are compatible with the Facility are unobtainable at reasonable cost.

In the event that proprietary information is delivered to the County or any subsequent operator of the Facility, as the case may be, under the terms and conditions of this Section 13.7, and in order to protect the proprietary position of the Contractor, the County shall protect and keep to the extent provided by Applicable Law, or any subsequent operator of the Facility be required to agree to take all reasonable measures to protect and keep, or both, confidential, such proprietary information.

Section 13.8 Transfer of Operations on Termination.

If this Agreement is terminated due to a Contractor Event of Default or expires, the Contractor agrees

to cooperate with the County, or any Entity scheduled to or who is operating the Facility, by providing initial training and data as may be necessary, in the County's Authorized Representative's sole judgment, subject only to the agreement(s) with respect to proprietary information contained herein, and in exchange therefor, the Contractor shall be paid its Direct Costs, subject to Cost Substantiation, exclusive of Markup.

In the event of such termination or expiration of this Agreement, the County, at its sole discretion, shall have the option to require the Contractor to continue to operate the Facility and if so required, the Contractor agrees to operate the Facility until the earlier to occur of:

(a) such number of Days required by the County up to and including one year after the date of such termination or expiration with respect to termination due to an Event of Default by the Contractor or Force Majeure, or

(b) the date on which a subsequent operator of the Facility is substituted for the Contractor.

The County's Authorized Representative shall endeavor to provide as much prior Notice to the Contractor's Authorized Representative of such required operation after the termination of this Agreement or expiration of the Term as reasonably possible. In the event of the exercise by the County of the continued operation of the Facility following the termination or expiration of the Term, in either case, of this Agreement, the County shall pay the Contractor its Direct Costs plus Markup, and all other applicable terms and conditions of this Agreement shall continue in effect for such period as though this Agreement had not been terminated.

Section 13.9 Resumption of Operation.

If the County or Contractor terminates this Agreement pursuant to Section 13.2, Section 13.3 or Section 13.4 and within two (2) years following such termination the County decides to recommence operations of the Facility by a private operator, the County's Authorized Representative shall, within ten (10) Days following such decision, provide Notice of such decision to the Contractor's Authorized Representative. Such Notice shall also provide an offer to the Contractor to reengage it to operate and maintain the Facility through the execution of an agreement that contains all of the same terms, conditions, pricing and guarantees

specified in this Agreement; provided, however, the Parties recognize and agree that equitable adjustments may have to be made to such agreement depending on (a) whether the Power Purchase Agreement(s) and/or Power Broker agreement(s) are and will continue in effect and (b) the then current condition of the Facility. Within twenty (20) Days following its receipt of such Notice, the Contractor shall provide Notice to the County's Authorized Representative as to whether or not it is interested in recommencing its operation and maintenance of the Facility on such terms and conditions and confirming that they still have financial and technical qualifications reasonably acceptable to the County and approximate what they were when the Contractor submitted its response to the RFQ. If the Contractor responds in such Notice that is it not interested in recommencing its operations and maintenance of the Facility on such terms and conditions or the Contractor fails to provide such Notice to the County's Authorized Representative within such twenty (20) Day period, the Contractor shall be deemed to have waived its rights under this paragraph of this Section 13.8. If the Contractor gives Notice pursuant to the immediately preceding paragraph that it is interested in recommencing operations and maintenance of the Facility on the terms, conditions and equitable adjustments, if any, specified therein, then the Parties shall promptly meet and develop and negotiate, in good faith, an agreement consistent with the immediately preceding paragraph of this Section 13.8. Failure of the Parties to complete and execute such agreement within one hundred and twenty (120) Days following the Contractor's Notice of such interest shall be deemed a failure of the Parties to reach an agreement and a waiver of the Contractor's rights under this and the immediately preceding paragraphs of this Section 13.8; provided, however, the Authorized Representatives may, in their sole discretion and in writing, extend the one hundred and twenty (120) Day period by such number of Days as they may agree. In no event shall the failure to agree on an agreement or a refusal by either Authorized Representative to extend the period to reach an agreement and execute the same be subject to dispute resolution pursuant to Section 14, and the Parties hereby waive any right they may otherwise have to such dispute resolution.

SECTION 14

RESOLUTION OF DISPUTES

Section 14.1 Procedure.

To facilitate the timely and effective resolution of any controversy or dispute that may arise under this Agreement, the Parties shall establish, at least thirty (30) Days prior to the Commencement Date, a coordination committee consisting of management representatives of the Contractor, the County and the Consulting Engineer (the "Member Entity(ies)"). Such representatives on the coordination committee shall be appointed by each Member Entity within such thirty (30) Day period prior to the Commencement Date, and Notice of such appointment shall be delivered to each member Entity. The appointed representatives are subject to change, and Notice of any such change by any Member Entity shall be delivered to all other Member Entities.

To the extent that the Parties, after good faith attempts, cannot resolve any controversy or dispute that may arise under this Agreement, (a) either Party, to the extent that its interests are adversely affected, may refer the matter to mediation in the State in accordance with Section 14.2 by a mediator selected pursuant to Section 14.3.1 and such mediator shall assume exclusive jurisdiction over the matter in controversy or (b) if the Parties agree that the matter primarily involves Technical Issues and desire that the Independent Engineer resolve the matter, the matter shall be referred to the Independent Engineer for resolution and such Independent Engineer shall assume exclusive jurisdiction over the matter in controversy. Neither the decision of the mediator nor the decision of the Independent Engineer shall be binding on the Parties, and either Party, after the mediator renders his or her recommendation or, as applicable, the Independent Engineer renders his or her decision, may refer the matter, exclusive of any other jurisdictional forum, to the Sixth Judicial Circuit Court for Pinellas County, Florida. The Contractor may, in its discretion, join Subcontractor(s) in any resolution of disputes under this Section 14.

Section 14.2 Procedure for Referral and Decision.

Section 14.2.1 Mediator Referral and Decision.

Either Party may refer a matter in controversy to the mediator by delivering Notice of its claim and intention of pursuing mediation to the other Party. The Notice shall state in detail the contested matter and the initiating Party's basis for its opinion. Such Notice shall be delivered by the County's Authorized Representative and the Contractor's Authorized Representative to each such Party's selected mediator. Once the mediator is selected pursuant to Section 14.3.1, such mediator shall promptly convene, establish the procedures for the mediation and recommend resolution of the matter in controversy by written memorandum to the Parties.

Section 14.2.2 Independent Engineer Referral and Decision.

If the Parties agree to have the Independent Engineer render a decision on the matter in controversy, they shall refer the matter to the Independent Engineer selected by the County's Authorized Representative pursuant to Section 14.3.2. Within three (3) Days after the selection of the Independent Engineer, the Parties shall each provide to the Independent Engineer written notice stating in detail the contested matter and such Party's basis for its position. Within five (5) Days thereafter, the Parties shall meet with the Independent Engineer to resolve the matter in controversy. Within five (5) Business Days after such meeting or as soon thereafter as possible, the Independent Engineer shall decide the matter in controversy and issue a written memorandum decision to the Parties.

Section 14.3 Selection of the Mediator and the Independent Engineer.

Section 14.3.1 Selection of Mediator.

If the matter in controversy is referred to mediation pursuant to Section 14.1, each Party, within five (5) Days of the delivery of the Notice pursuant to Section 14.2, shall select a mediator from the Sixth Judicial Circuit Court for Pinellas County, Florida's list of certified and approved mediators. Each Party shall give Notice of such selection to the other Party and each Party's selected mediator. The selected mediators shall then select a third mediator from such court list and such third mediator shall serve as the

mediator for the matter in controversy. Once selected, the Parties shall, within three (3) Days thereafter, deliver a copy of the Notice specified in Section 14.2.1 to such mediator. The mediator's costs and expenses shall be shared equally by the Parties.

Section 14.3.2 Selection of the Independent Engineer.

At least thirty (30) Days prior to the Commencement Date, the Parties shall meet to select and agree in writing on two engineering firms, each of which has the qualifications to serve as Independent Engineer. Such engineering firms shall be given Notice of such selection by the Parties and the Parties shall secure their agreement to serve as the Independent Engineer and be referred to any one of them for determination pursuant to Section 14.2.2. If one or more of such engineering firms shall not agree to serve as the Independent Engineer, the Parties shall select and agree on replacement engineering firms and secure their acceptance to serve until those engineering firms have agreed to so serve in such position. The engineering firm selected by the County's Authorized Representative from those two firms agreed upon by the Parties shall be the Independent Engineer for purposes of rendering a decision on the matter in controversy between the Parties. In no event shall a selected Independent Engineer be compensated or perform services unless and until a matter is referred to such Independent Engineer for resolution pursuant to the procedures specified in this Section 14.3.2. The Independent Engineer's costs and expenses after referral of the matter to it for resolution shall be shared equally by the Parties. The Independent Engineer agreed upon by the Parties may not perform any engineering or consulting services for the Parties during the Term of the Agreement. If one of the Parties desires to use one of the selected firms for work, they shall promptly notify the other Party and the Parties shall identify another engineering firm to potentially serve as the Independent Engineer.

Section 14.4 Obligation to Continue to Perform.

The Parties shall continue to perform their respective obligations under this Agreement pending resolution of any dispute(s) unless the matter at issue precludes such continued activity until resolved.

SECTION 15

MISCELLANEOUS

Section 15.1 Term.

The initial Term of this Agreement is ten (10) years from January 1, 2026, unless sooner terminated in accordance with its terms, shall be effective during the Term; provided, however, solely for purposes of the Contractor's compliance with its obligations under the Transition Plan, this Agreement shall, for such limited purposes, be effective during the Transition Period.

Section 15.1.1 Extension of Term.

The County, in its sole discretion, shall have the right to extend the Term twice, each for an extension period of five (5) years, for a total extension and renewal period of ten (10) years. The Contractor shall have the right, however, not to agree to any extension. An extension of this Agreement, if any, shall be pursuant to an amendment executed by the Parties, to this Agreement. Nothing in this Section 15.1 shall obligate the County to extend the Term or obligate the Contractor to agree to any extension.

Section 15.1.2 Period of Extension of Term Discussions.

Commencing three (3) Billing Years prior to the end of the Term, the Parties shall commence and schedule and hold meetings and discussions to provide for (a) Agreement closeout or transition, or both, or (b) a potential extension of the Term, or both. The Contractor shall fully cooperate in such activities.

Section 15.2 Assignment and Control.

Section 15.2.1 Assignment.

This Agreement shall not be assigned by either Party without the prior written consent of the other Party, and the Contractor shall not enter into any contractual agreement with a third party for the delegation to such third party of performance obligation of the Contractor of any part of this Agreement without the prior written consent of the County, which consent may be withheld by the County in its sole

discretion; provided, however, the Contractor may, without such consent, assign its interest and obligations hereunder to (a) an Entity acquiring all or substantially all of the business and assets of the Contractor by merger, consolidation, transfer of assets or otherwise, or to (b) an Affiliate; provided, however, that such assignment shall not relieve the Guarantor from its obligations and undertakings under the Guaranty, and the Guarantor shall execute such documents as are necessary to assure that the Guaranty shall continue and remain in full force and effect provided, further, that the Contractor's Performance Bond and the Letters of Credit required to be secured and maintained pursuant to Sections 11.4.1 - 11.4.4 shall remain in full force and effect and the surety and the Qualified Financial Institution shall execute such documents as are necessary to ensure that said Performance Bond and Letters of Credit remain and continue in full force and effect in accordance with its terms. Any other assignment of this Agreement by the Contractor without the express prior written consent and approval of the County, except as expressly recognized herein, shall be of no force and effect and null and void at inception. It is understood and agreed between the Parties that this Section 15.2 shall not be interpreted or construed to restrict the Contractor's ability to employ Subcontractors in connection with the performance of portions of its obligations hereunder, except that the Contractor shall be restricted or limited in its ability to employ or secure Subcontractors to perform the Work pursuant to Section 15.7.

The County may assign this Agreement without the prior written consent of the Contractor to (i) a successor by merger or consolidation or a duly constituted authority or similar entity created by the County or by State legislation to which all or substantially all the System assets (including this Agreement) are transferred or assigned or (ii) a bank trustee as collateral for, or otherwise in connection with, the financing or refinancing of all or part of the Facility.

Section 15.2.2 Control.

Neither the Contractor nor the Guarantor shall transfer, sell, relinquish or otherwise convey in any form, indirectly or directly, Control to any Entity without the prior written consent of the County, which

consent may be withheld in the County's sole discretion; provided, however, the County's prior written consent shall not be required if Control of the Contractor or Guarantor is transferred, sold, relinquished or otherwise conveyed to another Entity in a single transaction in which at least a majority of the waste-to-energy facilities (including the Facility) owned or operated, or both, by Guarantor and its Affiliates as of the Contract Date are transferred, sold or otherwise conveyed to such Entity; provided, further, however, that such transfer, sale or other conveyance of Control shall not relieve the Guarantor from its obligations and undertakings under the Guaranty, and the Guarantor shall execute such documents as are necessary to assure that the Guaranty shall continue and remain in full force and effect. To the extent the Contractor or Guarantor attempts or does transfer, sell, relinquish or otherwise conveys in any form, indirectly or directly, Control to any Entity in violation of this Section 15.2.2, such action shall be null and void at inception and of no force and effect. The Guarantor shall not authorize, institute, condone, accept, direct or promote any action by the Contractor to attempt to transfer, sell relinquish or otherwise convey Control to any Entity.

Section 15.3 Transition Plan.

The Contractor shall comply with the requirements of the Transition Plan during the Transition Period, which Transition Plan, as of the Contract Date, has been mutually agreed to and attached hereto as Schedule 17 (Transition Plan).

The Parties recognize that it is to their benefit and in their respective interest to have a Contractor representative located on or adjacent to the Facility Site during the Transition Period. The Parties believe that such accommodation will facilitate a smooth and orderly transition from the Prior Contractor to the Contractor and the assumption of the Contractor's obligations under this Agreement. Accordingly, the County agrees to provide an office to the Contractor's representative in the Solid Waste Department administration building or other office building located on or adjacent to the Facility Site during such Transition Period. The Transition Plan shall include a provision for such accommodation, including the terms and conditions associated

therewith, provided however, the Contractor shall not be compensated by the County for services during the Transition Period.

Section 15.4 Industrial Property Rights.

The Contractor shall pay all royalties and license fees relating to its performance of its obligations hereunder. The Contractor, on behalf of itself and all Subcontractors, hereby warrants that the Work, the use of any component thereof and the use of any article, machine or process, software license or a combination of any or all of the foregoing, by the County or any third party Entity shall not infringe any patent, trademark, copyright or license of any other Entity. Subject to the penultimate paragraph of this Section 15.4, the Contractor shall defend any claim or, lawsuit brought against any Indemnified Parties, for infringement of any patent, trademark or copyrights relating to the Work and the subsequent operation of the Projects, items in the Extended Maintenance Projects, all Repairs or Replacements and Punch List Items or for the unauthorized use of trade secrets by reason of Projects, items in the Extended Maintenance Projects, all Repairs or Replacements and Punch List Items design, construction or operation, or the Contractor may, at its option, acquire the rights of use under infringed patents, trademarks, copyrights or trade secrets, or modify or replace infringing Equipment with Equipment equivalent in quality, performance, useful life, technical characteristics and development so that such Equipment or other property does not so infringe, and the Contractor shall indemnify the Indemnified Parties and hold each and all harmless against all Losses recovered against any Indemnified Party sustained by, in whole or in part, by reason of any such actual or alleged infringement of any patent, trademark, copyright or the unauthorized use of any trade secret.

Notwithstanding the foregoing of this Section 15.4, if (a) the Contractor fails to complete a Cure of a Punch List Item(s) pursuant to Section 6.3 and the County elects to Cure the Punch List Item(s) pursuant to Section 6.4 and 6.5 or (b) the County elects to secure the services of an Entity other than the Contractor to develop a Project pursuant to Sections 10.1 or 10.2, and in the case of either (a) or (b), the County selects,

procures or otherwise acquires Equipment for installation and use as part of effecting a Cure or the development of the Project, the County shall either (i) assign such warranties for such Equipment to the Contractor or (ii) as the beneficiary of any warranty relative to such Equipment, enforce any such warranty, in which case the Contractor shall not be deemed to be in violation of its enforcement and indemnification obligations under this Section 15.4 or that is part of the Facility as of the Commencement Date.

The obligation of the Contractor to defend any claim or lawsuit brought against any Indemnified Parties for the infringement of any patent, trademark or copyright relating to the Work shall not be applicable to any infringement that relates specifically to Equipment that was acquired (a) by the Contractor at the direction of the County or (b) by the County in the exercise of its rights pursuant to the second paragraph of this Section 15.4.

Section 15.5 Relationship of the Parties.

Except as explicitly provided herein, neither Party to this Agreement shall have any responsibility whatsoever with respect to services provided or contractual obligations assumed by the other Party and nothing in this Agreement shall be deemed to constitute either Party a partner, agent or legal representative of the other Party or to create any fiduciary relationship between the Parties. The Contractor has entered into this Agreement and shall be performing the services contemplated herein as an independent contractor. As an independent contractor, the Contractor, and all of its Subcontractors are solely responsible for the means, methods, techniques, procedures and schedules used to perform the Work. The Contractor has the sole right to control and direct the means, manner and method by which the obligations of this Agreement are satisfied. Except as expressly set forth herein, nothing in this Agreement may be interpreted to give the appearance that either Party possesses the apparent or actual authority to act or speak for the other Party and neither Party shall by words, act or representation convey to the general public, any Entity or any Governmental Authority the impression that such Party has the authority to speak or act for the other Party. If

either Party believes that the other Party has the necessary power to bind such other Party or believes that either has the power to control how services are provided by the other Party, such first Party shall take all reasonable actions as are necessary to correct the erroneous inferences and prevent reliance on such a mistake of fact.

Section 15.6 Confidential Information.

As used in this Agreement, "Confidential Information" means (a) trade secrets as such term is defined and interpreted by Applicable Law and (b) documents, data or other information deemed confidential under Applicable Law.

To the extent allowed by Applicable Law, the County shall hold Confidential Information in strict confidence and take all reasonable precautions to prevent disclosure to third party Entities; provided, however, the County shall not be precluded from disclosing Confidential Information that, in its sole judgment, is in the public domain or subject to disclosure by Applicable Law or by lawful demand of any Governmental Authority notwithstanding that the Contractor may have marked such information as being Confidential Information; provided further, that prior to disclosing of Confidential Information that the Contractor has labeled as such, the County shall provide at least five (5) Business Days prior Notice to the Contractor of the County's intent to disclose such Confidential Information. The County, however, shall not be required to provide any prior Notice to the Contractor of the County's intent to disclose Confidential Information that the Contractor did not label or mark as Confidential Information.

The rights and obligations of the Parties set forth herein with respect to Confidential Information are further subject to Applicable Law, including Florida common law and State and local laws pertaining to public records. To the extent any provision in this Agreement is inconsistent with this Section 15.6 relative to Confidential Information, this Section 15.6 shall govern.

Section 15.7 Subcontractors.

The Contractor may enter into subcontracts, without the County's Authorized Representative's

approval for (a) major combustion train outage Work, (b) Facility Site grounds maintenance and aesthetic Work, (c) janitorial service Work, (d) pest control, (e) a major turbine generator overhaul, (f) water treatment services, (g) distributed control system (DCS) maintenance under this Agreement, (h) acquisition of Equipment, Spare Parts, Reagents, chemicals, supplies and materials, (i) professional or consulting services (including legal, accounting, engineering, testing and similar services), (j) contracts with haulers or recyclers, or both, of Ferrous Metals or Non-Ferrous Metals, or both, (k) marketing of Ferrous and Non- ferrous Metals, (l) maintenance of Equipment by manufacturers or maintenance of Rolling Stock, and (m) Work relating to the Facility substation or electric interconnection facilities. Contractor shall remain liable to the County for any subcontracted Work. The Contractor shall not enter into a subcontract for any other Work with any Subcontractor without the prior written approval of the County's Authorized Representative and any such subcontract entered into without such prior written approval shall be of no force and effect and null and void at inception; provided, however, the County's Authorized Representative's prior written approval shall not be required for (1) subcontracts that have a term or duration of less than ninety (90) consecutive Days in a Billing Year, (2) subcontracts whose value is less than one hundred thousand dollars ($100,000.00), (3) subcontracts with Affiliates of the Contractor or with Martin GmbH or (4) subcontracts for Work that under Applicable Law must be performed by independent Entities, such as testing laboratories.

The Contractor shall assure that the contracts the Contractor enters into with the Subcontractors (i) are assignable to the County or the trustee for any financing or other purposes, (ii) require each Subcontractor to be bound to the Contractor to the same extent Contractor is bound to the County by the terms of this Agreement, as those terms may apply to the portion of the Work to be performed by the Subcontractor, (iii) contain appropriate and adequate damages for default, (iv) provide that the County will be an additional indemnified party of the subcontract, (v) provide that the County will be an additional insured on all insurance

policies required to be provided by the Subcontractor except workers' compensation and professional liability, (vi) provide waiver of subrogation in favor of the County and other insurance terms and conditions are set forth in Section 11 and Schedule 11 (Insurance), (vii) assign all warranties directly to the County, and (viii) identify the County as an intended third-party beneficiary of the subcontract. If any Subcontractor defaults on its contract with the Contractor, the Contractor shall use all reasonable efforts to enforce its rights under such contract and, if the Contractor fails to do so, the Contractor shall, at the County's request, assign its rights, to the extent they are assignable, under such contract to the County.

When the Contractor requests approval of a subcontract by the County's Authorized Representative, the Contractor's Authorized Representative must submit the following: the qualifications of the Subcontractor, and a description of the scope of the Work to be performed. Such subcontract shall be deemed approved ten (10) Days after the complete submission of the required information unless the County's Authorized Representative disapproves the subcontract in writing (stating its objection in reasonable detail) or requests any relevant information that has not been previously provided to it for ten (10) Days.

This Section 15.7 shall not apply to Contractor's employment agreements with its employees.

The County's review or approval of any subcontracts or Subcontractor shall not relieve the Contractor from any of its obligations under this Agreement with respect to the subcontracted Work, and the Contractor shall be responsible for the engagement and management of its Subcontractors.

The scope of the County's Authorized Representative's approval rights of a subcontract under this Section 15.7 shall be limited to (a) the Subcontractor's scope of work, (b) the qualifications of such Subcontractor and (c) the location of the Subcontractor's equipment and facilities on the Facility Site. In no event shall the County's Authorized Representative's approval rights include any other terms and conditions of such subcontract.

Section 15.8 Authorized Representatives.

The Authorized Representative of the County for purposes of this Agreement shall be the Director or

his or her designee. The Authorized Representative of the Contractor for purposes of this Agreement shall be the Facility Manager or his or her designee. Either Party may change its Authorized Representative upon five (5) Days prior Notice to the other Party. Prior to the Commencement Date, the Authorized Representatives shall give each other Notice of the appointment of any designee authorized to act on such Authorized Representative's behalf, if any. The Authorized Representatives may change their designee upon three (3) Days prior Notice to the other.

Section 15.9 Notices.

All Notices and consents required or permitted by this Agreement shall be in writing, shall be transmitted by (a) registered or certified mail, return receipt requested, with Notice deemed to be given upon receipt; postage prepaid, or (b) delivered by hand or by nationally recognized courier service, or (c) telex, facsimile transmission or electronic communication system acceptable to the County's Authorized Representative with confirmed receipt thereof, and in all cases, addressed as follows:

If to the County:

Director Solid Waste Department

3095 114th Avenue North

St. Petersburg, Florida 33716

With a copy to:

Solid Waste Operations Manager

Solid Waste Department

3095 114th Avenue North

St. Petersburg, Florida 33716

With a copy to:

Pinellas County Attorney

315 Court Street

6th Floor

Clearwater, Florida 33756

If to the Contractor:

FCC Environmental Services LLC
460 Wildwood Forest Drive
Suite 100
Spring, TX 77380
Attn: Dan Brazil (CEO)

With a copy to:

FCC Environmental Services, LLC
460 Wildwood Forest Drive
Suite 100
Spring, TX 77380
Attn: Joel Blake (Head of Legal)

Changes in either or both of the respective names and addresses to which such Notices may be directed may be made from time to time by either Party by Notice to the other Party. If an Event of Default occurs, the Notice required to be given under this Agreement shall clearly identify in bold letters that such event has occurred.

Section 15.10 Entire and Complete Agreement.

This Agreement, together with the Schedules attached to this Agreement, constitutes the entire and complete agreement and commitment of the Parties with respect to the award and execution of this Agreement

for the management, operation and maintenance of the Facility. All prior or contemporaneous understandings, arrangements, negotiations and/or commitments, whether oral or written, have been superseded by this Agreement.

Section 15.11 Binding Effect.

This Agreement shall bind and inure to the benefit of the Parties and any successor or assignee acquiring an interest hereunder consistent with Section 15.2.

Section 15.12 Governing Law.

The law of the State (excluding the conflicts of law principles thereof) shall govern the validity, interpretation, construction and performance of this Agreement.

Section 15.13 Labor Relations.

To the extent that it is practicable and consistent with the efficient performance of this Agreement and is consistent with Applicable Law, all labor employed by Contractor at the Facility Site for management, operation and maintenance of the Facility shall be obtained from that available in the vicinity of the Work to be performed. The Contractor reserves the right to hire or discharge, or designate the classification of Work for each employee; the right to provide for shop or field fabrication or other material in accordance with its best judgment; or carrying on the Work without restrictions except as otherwise expressly recognized under this Agreement. All labor employed by the Contractor at the Facility Site for the management, operation and maintenance of the Facility shall be paid by the Contractor.

Section 15.14 Waiver.

Unless otherwise specifically provided by the terms of this Agreement, no delay or failure to exercise a right resulting from any breach of this Agreement shall impair such right or shall be construed to be a waiver thereof, but such right may be exercised from time to time and as often as may be deemed expedient. Any waiver shall be in writing and signed by the Party granting such waiver. If any representation, warranty or

covenant contained in this Agreement is breached by either Party and thereafter waived by the other Party, such waiver shall be limited to the particular breach so waived and shall not be deemed to waive any other breach under this Agreement.

Section 15.15 Representations.

Section 15.15.1 Representations of the County.

The County represents to the Contractor that subject to Schedule 23 (Disclosures):

(a) The County is a political subdivision of the State and has the power and authority to conduct the governmental functions and operations as contemplated by this Agreement.

(b) The County has the power, authority and legal right to enter into and perform this Agreement and the execution, delivery and performance hereof by the County (1) have been duly authorized by the County, acting by and through its Board of County Commissioners, (2) do not require any other approvals by any other governmental officer or body, other than those Permits or approvals contemplated to be obtained after the Contract Date, (3) do not require any consent or referendum of voters, (4) will not violate any judgment, order, law or regulation applicable to the County, and (5) do not constitute a default under, or result in the creation of any lien, charge, encumbrance or security interest upon any assets of the County under any agreement or instrument to which the County is a party or by which the County or its assets may be bound or affected.

(c) This Agreement has been duly entered into and delivered by the Board of County Commissioners of the County and, as of the Contract Date, constitutes a legal, valid and binding obligation of the County, fully enforceable in accordance with its terms, subject to (1) the applicable bankruptcy, reorganization, moratorium or similar laws affecting the enforcement of creditors' rights or remedies generally, (2) general equitable principles, whether considered in a proceeding at law or in equity, and (3) limitations on the enforceability of rights to indemnification by federal or State laws or regulations or public policy.

(d) To the County's best information and belief and without independent investigation, there is no action, suit or proceeding, at law or in equity, before or by any court or Governmental Authority, pending or overtly threatened against the County, wherein an unfavorable decision, ruling or finding would materially adversely affect the performance by the County of its obligations hereunder or the other transactions contemplated hereby, or which, in any way, would adversely affect the validity or enforceability of this Agreement or any other agreement or instrument entered into by the County in connection with the transaction contemplated hereby.

(e) All Permits necessary for the performance of the Work that are required to be obtained prior to the Commencement Date by the County have been obtained by the County.

(f) No action, suit, proceeding or official investigation has been overtly threatened or publicly announced or commenced by any Entity or Governmental Authority in any federal, State or local governmental authority or agency or in any federal, State or local court, that seeks to enjoin, assess civil or criminal penalties against, assess civil damages against or obtain any judgment, order or consent decree with respect to (1) the County, (2) any Permits to be obtained by the County pursuant to Section 3.6 or (3) the agreements referred to in this Agreement, as a result of the County's negotiation, execution, delivery or performance of this Agreement or its participation or intended participation in any transaction contemplated thereby; provided, however, that any such action, suit, proceeding or investigation would, if adversely determined, materially adversely affect any such Permits, this Agreement, the performance by the Parties of their respective obligations hereunder or the transactions contemplated thereby; and, provided, further, that this Section 15.15.1(f) shall apply to any action, suit, proceeding or official investigation that is criminal in nature or that challenges any agreements referred to in this Service Agreement.

Section 15.15.2 Representations of Contractor.

The Contractor hereby represents to the County that:

(a) The Contractor is qualified to do business in the State and is duly qualified to do

business wherever necessary to carry on the business and operations contemplated by this Agreement.

(b) The Contractor has the power, authority and legal right to enter into and perform its obligations set forth in this Agreement, and the execution, delivery and performance hereof by the Contractor, (1) have been duly authorized, (2) do not require the approval of any governmental officer or body, other than those Permits or approvals contemplated to be obtained after the Proposal Date, (3) will not violate any judgment, order, law or regulation applicable to the Contractor as of the Proposal Date, and as of the Proposal Date, any provisions of the Contractor's certificate of incorporation and by-laws and (4) do not constitute a default under or result in the creation of, any lien, charge, encumbrance or security interest upon any assets of the Contractor under any agreement or instrument to which the Contractor is a party or by which the Contractor or its assets may be bound or affected.

(c) The Contractor holds, or is expressly authorized under, the necessary patent rights, licenses and franchises to manage, operate and maintain the Facility pursuant to the terms of this Agreement.

(d) This Agreement has been duly entered into and delivered and, as of the Proposal Date, constitutes a legal, valid and binding obligation of the Contractor, fully enforceable in accordance with its terms, subject to (1) the applicable bankruptcy, reorganization, moratorium or similar laws affecting the enforcement of creditors' rights or remedies generally, (2) general equitable principles, whether considered in a proceeding at law or in equity, and (3) limitations on the enforceability of rights to indemnification by federal or State laws or regulations or public policy.

(e) To the Contractor's best information and belief and without independent investigation, as of the Proposal Date, there is no action, suit or proceeding, at law or in equity, before or by any court or governmental authority, pending or threatened against the Contractor, wherein an unfavorable decision, ruling or finding would materially adversely affect the performance by the Contractor of its obligations hereunder or the other transactions contemplated hereby, or that, in any way, would adversely

affect the validity or enforceability of this Agreement or any other agreement or instrument entered into by the Contractor in connection with the transactions contemplated hereby.

(f) There has been no material adverse change in the Contractor's or the Guarantor's financial condition during the period from the date the RFQ was submitted until the date the RFP was submitted, and neither the Contractor nor the Guarantor is aware of any occurrence, event or situation that could reasonably be expected to cause a material adverse change in the Contractor's or the Guarantor's financial condition in the future that, in either case, would materially impair the Contractor's ability to perform its obligations under this Agreement or the Guarantor's ability to fulfill its obligations under the Guaranty.

(g) The Contractor has met, during the RFQ/RFP procurement process period and through the date hereof, all of the minimum qualification criteria set forth in the RFQ.

(h) Neither the Contractor nor any of its Affiliates is prohibited from entering into this Agreement by Section 237.133 Florida Statutes, of which paragraph (2)(a) reads as follows:

A person or an Affiliate who has been placed on the convicted vendor list following a conviction for a public entity crime may not submit a bid, proposal, or reply on a contract to provide any goods or services to a public entity; may not submit a bid, proposal or reply on a contract with a public entity for the construction or repair of a public building or public work; may not submit bids, proposal or replies on leases of real property to a public entity; may not be awarded or perform work as a contractor, supplier, subcontractor or consultant under a contract with any public entity's and may not transact business with any public entity in excess of the threshold amount provided in FS. 287.017 for CATEGORY TWO for a period of thirty-six (36) Months following the date of being placed on the convicted vendor list.

(i) The Contractor's performance of its obligations under this Agreement and the transactions contemplated hereby do not conflict with the Contractor's performance under any other agreements or instruments to which the Contractor is a party or by which the Contractor or its assets may be bound or affected.

(j) As of the Proposal Date, no action, suit, proceeding or official investigation has been overtly threatened or publicly announced or commenced by any Entity or Governmental Authority in any federal, State or local governmental authority or agency or in any federal, State or local court, that seeks to enjoin, assess civil or criminal penalties against, assess civil damages against or obtain any judgment, order or consent decree with respect to (1) the Contractor, (2) any Permits to be obtained by the Contractor pursuant to Section 3.6 or (3) the agreements referred to in this Agreement, as a result of the Contractor's negotiation, execution, delivery or performance of this Agreement or its participation or intended participation in any transaction contemplated thereby; provided, however, that any such action, suit, proceeding or investigation would, if adversely determined, materially adversely affect any of such Permits, this Agreement the performance by the Parties of their respective obligations hereunder or the transactions contemplated thereby; and, provided further, that this Section 15.15.2(j) shall apply to any action, suit, proceeding or official investigation that is criminal in nature or that challenges any agreements referred to in this Agreement.

Section 15.16 Headings.

Captions and headings in this Agreement are for ease of reference only and do not constitute a part of this Agreement.

Section 15.17 Counterparts.

This Agreement may be executed in more than one counterpart, each of which shall be deemed an original, and all of which shall constitute one and the same agreement.

Section 15.18 Amendment.

No amendment, modification or change to this Agreement shall be effective unless the same shall be in writing and duly executed by the Parties.

Section 15.19 Severability.

If any provision of this Agreement shall, for any reason, be determined to be invalid, illegal or unenforceable in any respect, the Parties hereto shall negotiate in good faith and agree to such amendments,

modifications or supplements of or to this Agreement or such other appropriate actions as shall, to the maximum extent practicable, in light of such determination, implement and give effect to the intentions of the Parties as reflected herein, and the other terms of this Agreement, as so amended, modified, supplemented or otherwise affected by such action, shall remain in full force and effect.

Section 15.20 Further Assurances.

Each Party agrees to, and shall use reasonable efforts to, provide such information, execute and deliver any instruments and documents and take such action as may be necessary, reasonably requested or required by the other Party that are not inconsistent with the provisions of this Agreement and which do not involve the assumption of obligations other than those provided for in this Agreement in order to give full effect to this Agreement and to carry out the intent of this Agreement.

Section 15.21 Interest on Payments.

All payments to be made pursuant to this Agreement outstanding after the applicable due date are eligible to receive interest, which interest, if interest is envisioned under this Agreement, bear interest at the rate calculated pursuant to the Local Government Prompt Payment Act.

Section 15.22 Payment Disputes.

If any Party shall dispute an amount owing to the other Party, such Party shall:

(a) give Notice to the other Party of such disputed amount together with sufficient information to allow the other Party to understand the nature of the dispute, which Notice shall be prepared in the same manner as Cost Substantiation and shall be delivered on or before the due date of the amount disputed; and

(b) pay all undisputed amounts on the due date.

Interest at the rate specified in Section 15.21 shall accrue from the original due date on disputed amounts, or the portions thereof, to the Party which is ultimately determined to be entitled to such disputed amount, or any portions of such disputed amounts. The remedies for disputes over payment are exclusively

limited to those provided in this Agreement.

Section 15.23 Liability of Officers and Employees.

No member of the Board of County Commissioner, any director, officer, agent, consultant, representative or employee of either Party shall be charged personally by the other or held contractually liable thereto under any term or provision of this Agreement, because of either Party's execution or attempted execution of this Agreement or because of any breach or alleged breach thereof; provided, however, that all Entities remain responsible for any of their own criminal actions.

Section 15.24 Pledge of Credit.

The Contractor shall not pledge the County's credit or make it a guarantor of payment or surety for any contract, debt, obligation, judgment, lien or any form of indebtedness. The Contractor further warrants and represents that it has no obligation or indebtedness that would materially impair its ability to fulfill the terms of this Agreement.

Section 15.25 Third Party Beneficiary.

This Agreement is intended to be solely for the benefit of the Contractor and the County and their successors and permitted assigns and is not intended to and shall not infer any rights or benefits on any third party not a signature hereto.

Section 15.26 Survivability.

Any term, condition, covenant or obligation that requires performance by a Party subsequent to termination or expiration of this Agreement shall remain enforceable against such Party subsequent to such termination or expiration.

Section 15.27 No Conflict of Interest.

Without receiving prior written authorization from the County's Authorized Representative, the Contractor shall not enter into any agreements that would conflict with the Contractor's performance of its obligations under this Agreement or the other transactions contemplated herein.

Section 15.28 Change in Law Compensation.

(a) In the event of a Change in Law, the Contractor shall be entitled to an equitable adjustment to the Service Fee and/or the schedule for performance of the Work to compensate for any increase in costs or reduction in revenues incurred in complying with such Change in Law, provided that the Contractor is not at fault for such Change in Law.

(b) Compensation under this Section shall be available whether or not the Change in Law causes delay, and shall include recovery of any incremental capital expenditures, operating expenses, reagent or utility costs, labor costs, insurance costs, or other costs of compliance directly attributable to the Change in Law.

(c) The Contractor shall provide the County with prompt written notice of the occurrence of any Change in Law which it reasonably believes will result in an adjustment hereunder, together with reasonable detail of the anticipated impact and supporting Cost Substantiation.

(d) The Parties shall negotiate in good faith to agree upon the amount of the equitable adjustment; provided, however, that if the Parties are unable to agree within sixty (60) Days of such notice, the matter shall be resolved in accordance with Section 14 (Resolution of Disputes).

(e) Nothing in this Section shall limit or reduce the Contractor's rights to schedule relief or cost recovery under any other provision of this Agreement where the same facts and circumstances also qualify as a Change in Law and nothing in this Section shall require the Contractor to bear any portion of costs or losses arising from a Change in Law.

Section 15.29 Utility Services and Non-Interference.

For clarity, interruptions, deficiencies or failures in the provision of utilities or connections required under Section 4.6, to the extent not caused by Contractor Fault, shall not constitute Force Majeure Events but shall be treated as County-attributable events entitling the Contractor to

schedule relief and, if applicable, compensation in accordance with this Agreement. The County further covenants not to unreasonably interfere with the Contractor's access to and use of such utility services or with the Contractor's rights of access and use of the Facility, including by imposing additional security procedures or site regulations inconsistent with Section 3.15.3.

Section 15.30 Community Investment Commitment

i. The Contractor shall make an annual community investment contribution of Fifty Thousand Dollars ($50,000) (the "Community Investment Contribution") during each Contract Year of the Term.

ii. The Community Investment Contribution shall be applied to community programs, initiatives, or projects located within Pinellas County that are intended to provide a social, environmental, or educational benefit in connection with the Facility's operations.

iii. The Community Investment Contribution shall be expended or committed no later than the end of each Contract Year.

iv. The Community Investment Contribution is separate from and in addition to the Service Fee and shall not be credited against, or reduce, any other payments or obligations of the Contractor under this Agreement.

[Signature Page Follows]

IN WITNESS WHEREOF, each of the parties has caused this Agreement to be executed in its name by a duly-authorized person and has caused its seal to be affixed to this Agreement.

ATTEST:
CLERK

By: _____
Name: _____
Title: Clerk of the Court

[Seal]

PINELLAS COUNTY, FLORIDA, by and through its BOARD OF COUNTY COMMISSIONERS

By: _____
Name: _____
Title: _____

ATTEST

[SEAL]

CONTRACTOR:

FCC Environmental Services, LLC

Rob Carriamillo
WITNESS

Victor Santaraia
WITNESS

By: _____
Name: Dan Brazil
Title: Chief Executive Officer

APPROVED AS TO FORM
By: *Miles Belknap*
Office of the County Attorney

WASTE TO ENERGY FACILITY OPERATOR

RFP NO. 24-1082-RFP

SCHEDULES TO THE SERVICE AGREEMENT

BETWEEN

PINELLAS COUNTY, FLORIDA

AND

FCC ENVIRONMENTAL SERVICES

LIST OF SCHEDULES

Schedule 1	Description of the Facility and Facility Site
Schedule 2	Performance Guarantees
Schedule 3	Performance Calculations and Test Procedures
Schedule 4	Determination of Processible Waste Higher Heating Value
Schedule 5	Adjustment Factor
Schedule 6	Reporting Requirements
Schedule 7	Utility and Reagent Utilization Allowances
Schedule 8	Form of Performance Bond
Schedule 9	Form of lrrevocable Letter of Credit
Schedule 10	Guaranty
Schedule 11	Insurance
Schedule 12A	Form of Contractor's Monthly Invoice
Schedule 12B	Form of Contractor's Projects and Additional Services Invoice
Schedule 12C	Form of Contractor's Annual Reconciliation Invoice
Schedule 13	Staffing Plan
Schedule 14	County Permits
Schedule 15	Non-Processing Maintenance and Customer Service Standards
Schedule 16A	Initial Spare Parts and Equipment List
Schedule 16B	Critical Spare Parts List
Schedule 17	Transition Plan
Schedule 18	Design and Construction Monitoring and Review
Schedule 19	Extended Maintenance Plan
Schedule 20	County's Minimum Water Quality Delivery Standards
Schedule 21	Form of Affidavit and Release
Schedule 22	Codes and Standards
Schedule 23	Disclosures
Schedule 24	Diverted Waste Contractor Fault Determination Diagram

SCHEDULE 1

DESCRIPTION OF THE FACILITY AND FACILITY SITE

1. Facility Site

The Facility Site consists of approximately twenty-six (26) acres of real property owned by the County located in the lower one-half of lots 42 through 44 and lots 53 through 55, inclusive of the Bridgeway Acres Subdivision in Section 14, Township 30S. Range 16E, according to the plat thereof. recorded in Plat Book 6, Page 643, public records of the County, all as generally depicted in Figure 1-1 General Boundaries of the Facility Site.

The Facility Site has 114th Avenue to the North, a ditch to the East, 110th Avenue to the South, and 31st Street to the West all within a latitude of 27° N and a longitude of 82° W. The Facility Site boundary is delineated by perimeter fencing for the North, South and West boundaries. This includes the fencing surrounding the parking lot south of industrial water treatment facility (IWTF). The East boundary of the Facility Site without fencing contains the entire ditch, including the eastern bank of the ditch far enough to where a mower can make one pass or approximately 5 feet. If riprap or similar erosion prevention material is present in the Eastern boundary ditch, then the boundary line is at the eastern most edge of said material. The boundaries of the Facility Site, as generally depicted on Figure 1-1, may be changed by the County from time to time without the Contractor's consent as long as such changes do not materially interfere with the Contractor's obligations contained in the Service Agreement.

2. Facility

The Facility includes all Equipment, buildings, structures, Utilities, grounds, landscaping, and parking areas located within the boundaries of the Facility Site, including the perimeter fencing around the Facility Site.

The Facility also includes structures and Equipment located outside of the Facility Site, including the Facility administration building (excluding the outside grounds) which is located immediately south of the Facility Site across 110thAvenue North as shown on Figure 1-1.



Figure 1-1 – General Boundaries of the Facility Site

SCHEDULE 2

PERFORMANCE GUARANTEES[1]

1. Annual Processing Guarantee

The Facility shall Process, at a minimum, during a Billing Year, pro rata for a Billing Year less than a full Billing Year, the lesser of nine hundred thirty thousand (930,000) Tons of Processible Waste or that amount of Processible Waste delivered by or on behalf of the County ("Annual Processing Guarantee").

2. Electric Energy Recovery Guarantee

The Facility shall generate for sale (net of Electric Energy used by the Facility while the Facility is generating Electric Energy) not less than four hundred ninety (490) kilowatt-hours per Ton of Processible Waste Processed.

3. Residue Quality Guarantee

The Facility shall produce Residue which shall meet the quality specified in Table 1 below (the "Residue Quality Guarantee").

Table 1 Residue Quality

Parameter	**Quality**
Unburned Carbon	Less than four percent (4%) by weight (dry basis) excluding the amount of carbon reagent in the Residue that results from the operation of the activated carbon injection system
Water	Less than thirty percent (30%) by weight

[1] All calculations and test procedures for determining whether or not these Performance Guarantees have been met shall be in accordance with Schedule 3 to the Service Agreement.

4. Residue Particle Size Guarantees

a) Plus Five (5) Inch Separation System Availability Guarantee. A minimum of one hundred percent (100%) of the residue shall be processed through the plus five (5) inch separation system, and the plus five (5) inch separation system shall be available one hundred percent (100%) of the time that one or more boiler is in operation, except that if all residue is stockpiled and processed through the plus five (5) inch separation system when the system becomes available, then the one hundred percent (100%) available guarantee shall be considered to have been met, provided that such period of time when residue is being stockpiled does not exceed twenty-four (24) consecutive hours.

b) Residue Particle Size Guarantee. A minimum of ninety-eight percent (98%) of the Residue produced downstream of the plus five (5) inch separation system shall have a maximum particle size of five (5) inches in diameter ("Residue Particle Size Guarantee").

5. Ferrous Metal Recovery and Non-Ferrous Metal Recovery Guarantees

a) Ferrous Metal Recovery Guarantee: The Facility shall recover from the Residue at least eighty percent (80%) by weight of all Ferrous Metal contained therein which would not pass through a one inch (1") screen, (the "Ferrous Metal Removal Guarantee").

b) Non-Ferrous Metal Recovery Guarantee: The Facility shall recover from the Residue at least sixty percent (60%) by weight of all Non-Ferrous Metal contained therein which would not pass through a three eights inch (3/8") screen (the "Non-Ferrous Metal Removal Guarantee").

6. Ferrous Metal Recovery System and Non-Ferrous Metal Recovery System Availability Guarantees

a) Ferrous Metal Recovery System Availability Guarantee: The Ferrous Metal recovery system shall be operational and available to recover Ferrous Metal at least ninety percent (90%) of the time that Residue is being generated by the Facility during a Billing Year ("Ferrous Metal Removal System Availability Guarantee").

b) Non-Ferrous Metal Recovery System Availability Guarantee: The Non-Ferrous Metal recovery system shall be operational and available to recover Non-Ferrous Metal at least ninety percent (90%) of the time that Residue is being generated by the Facility during a Billing Year ("Non-Ferrous Metal Removal System Availability Guarantee").

7. Process Wastewater Quality Guarantee:

The Process Wastewater discharged from the Facility into the sanitary sewer shall comply with the maximum concentrations and restrictions shown in Table 2 (the "Process Wastewater Quality Guarantee").

8. Environmental Regulations Guarantees

The Facility shall, at a minimum, meet at all times all requirements pertaining to the Facility specified in the County's State of Florida Electrical Power Plant Site Certifications and Conditions of Certification, No. PA 78-11 (Units 1 and 2) and PA 83-18 (Unit 3) and the County's Florida Department of Environmental Protection Title V Air Operation Permit No. 1030117-019-AV (the "Environmental Regulations Guarantee"), as may be renewed or amended.

Table 2

Maximum Concentrations and Restrictions for Process Wastewater

Material Characteristic	Maximum Allowable Concentration/Value
Arsenic	0.1 mg/L
Cadmium	0.14 mg/L
Chromium	2.6 mg/L
Copper	1.0 mg/L
Cyanide	1.0 mg/L
Lead	0.6 mg/L
Mercury	0.062 mg/L
Nickel	1.0 mg/L
Phenols, Total	5.0 mg/L
Silver	1.6 mg/L
Zinc	2.0 mg/L
pH	5.0-11.0
Temperature	150 °F
TSS	650 mg/L
BOD	450 mg/L
Flash Point	140 ºF
Petroleum Oils, Non-Biodegradable Cutting Oil or Other Product of Mineral Oils	50 mg/L
Animal or Vegetable Fats, Waxes or Greases	100 mg/L

All concentrations for metallic substances are for "total" metal.

9. Electrical Reliability Guarantee

The Facility shall, at a minimum, meet at all times all applicable Generator Owner and Generator Operator requirements pertaining to the Facility specified in the NERC Reliability Standards, except that the County shall be responsible for meeting the requirements in Standards BAL-005 and FAC-00l and FAC-002.

SCHEDULE 3

PERFORMANCE CALCULATIONS AND TEST PROCEDURES

The purpose of this Schedule 3 is to provide: (i) the calculations to be used to determine whether or not certain Performance Guarantees and Utility and Reagent Utilization Allowances have been met; and (ii) an outline of the procedures for Performance Testing Residue quality, the Residue separation system, the Ferrous Metal recovery system, the Non-Ferrous Metal recovery system and the air emissions from the stack, which procedures shall be incorporated into the Performance Test Plan to be developed pursuant to Section 3.26 of the Service Agreement.

PART A. PERFORMANCE CALCULATIONS

This Part A sets forth the calculations to be used to determine whether or not the following Performance Guarantees have been met.

1. Annual Processing Guarantee

For any Billing Year, the actual number of Tons of Processible Waste Processed by the Facility in such Billing Year shall be compared to the Annual Processing Guarantee to determine if such guarantee has been met. For the first and last Billing Year, the Annual Processing Guarantee shall be prorated by dividing the Annual Processing Guarantee by 365 and then multiplying by the actual number of Days in such first or last Billing Year as applicable.

The actual number of Tons of Processible Waste Processed shall be calculated as follows:

$$W_P = W_d - W_{NP} + W_{SB} - W_{SE}$$

Where:

W_P = Tons of Processible Waste Processed during the billing Year.

W_d = Tons of Processible Waste that were delivered to the Facility during the Billing Year as recorded by the Facility's truck scales.

W_{NP} = Tons of Non-Processible Waste removed from the tipping floor during the Billing Year as recorded by the Facility's truck scales.

W_{SB} = Tons of Processible Waste in the Pit at the beginning of the first Day of the Billing Year as estimated jointly by the Contractor and the County.

W_{SE} = Tons of Processible Waste in the Pit at the end of the last Day of the Billing Year as estimated jointly by the Contractor and the County.

During Billing Years when turbine-generator No. 1 is offline for a scheduled major maintenance overhaul, the frequency of which shall be governed by Section 3.10 of the body of this Agreement, the Annual Processing Guarantee shall be adjusted to reflect the amount of time, if any, that either boiler No. l or boiler No. 2 was unable to operate during the scheduled major turbine-generator No. 1 maintenance overhaul period due to the capacity limitations of dump condenser No. 1.

The adjusted Annual Processing Guarantee for such Billing Years shall be calculated as follows:

$$G_A = APG \times \frac{OH_{P123} - DH_{T12}}{OH_{P123}}$$

Where:

G_A = Adjusted Annual Processing Guarantee in Tons for the Billing Year.

APG = Annual Processing Guarantee from Item 1 of Schedule 2 to the Service Agreement.

OH_{P123} = Total potential boiler operating hours for boiler Nos. l, 2 and 3 during the Billing Year calculated as the product of (i) the total number of Days in the Billing Year, times (ii) 24. times (iii) 3.

DH_{T12} = Total boiler downtime hours for boiler Nos. 1 and 2 during the scheduled major maintenance outage, the frequency of which shall be governed by Section 3.10 of the body of this Agreement, for turbine-generator No. 1 during the Billing Year. Downtime hours shall only include those boiler hours where boiler Nos. l or 2, or both, were available to Process Processible Waste but unable to operate due to the capacity limitations

on dump condenser No. 1 and shall not include downtime related to scheduled or unscheduled maintenance conducted on these boilers during the outage period.

If the Weighted Average Annual Higher Heating Value during any Billing Year is less than 4,000 Btu per pound or greater than 5,400 Btu per pound, the Tons of Processible Waste Processed shall be corrected as follows prior to making the comparison with the Annual Processing Guarantee or adjusted Annual Processing Guarantee as applicable:

$$W_{PC} = W_p \times \frac{HHV_W}{HHV_B}$$

Where:

W_{PC} = Corrected Tons of Processible Waste Processed during the Billing Year.

W_P = Tons of Processible Waste Processed during the Billing Year as calculated above.

HHV_W = Weighted Average Annual Higher Heating Value during the Billing Year calculated in accordance with Schedule 4 of the Service Agreement.

HHV_B = Base higher heating value which shall be 4,000 if the Weighted Average Annual Higher Heating Value during the Billing Year is less than 4,000 Btu per pound and 5,400 if the Weighted Average Annual Higher Heating Value during the Billing Year is greater than 5,400 Btu per pound.

2. Electric Energy Recovery Guarantee

For any Billing Year, the actual number of net kilowatt-hours of Facility generated Electric Energy sold to the Electric Utility per Ton of Processible Waste Processed in such Billing Year shall be compared to the Electric Energy Recovery Guarantee to determine if such guarantee has been met.

The actual number of net kilowatt-hours per Ton of Processible Waste Processed sold to

the Electric Utility shall be calculated as follows:

$$kWh_N/\text{Ton} = \frac{E_N}{W_P}$$

Where:

kWh_N/Ton =	Net kilowatt-hours per Ton of Processible Waste Processed sold to the Electric Utility during the Billing Year
E_N =	Net kilowatt-hours of Facility generated Electric Energy sold to the Electric Utility during the Billing Year determined based upon the Facility's net electric meter used for billing purposes by the Electric Utility. The number of net kilowatt-hours of Facility generated Electricity Energy sold to the Electric Utility shall be calculated as the difference between the electric meter reading at the beginning of the first Day of the Billing Year and the electric meter reading at the end of the last Day of the Billing Year, less any kilowatt-hours of generated Electric Energy based upon the difference between the solar electric meter reading at the beginning of the first Day of the Billing Year and the solar electric meter reading at the end of the last Day of the Billing Year.
W_P =	Tons of Processible Waste Processed or, if applicable, the corrected Tons of Processible Waste Processed (WPC) during the Billing Year as calculated in Paragraph 1 of Part A of this Schedule 3

During Billing Years when either turbine-generator is offline for a scheduled major maintenance overhaul, the frequency of which shall be governed pursuant to Section 3.10 of the body of this Agreement, the Tons of Processible Waste Processed (WP) used in the above equation shall be adjusted to reflect the amount of time, if any. that one or more of the boilers continued to operate while the turbine-generator was offline by diverting steam to the dump condenser.

The adjusted Processible Waste Processed to be substituted for WP in the above equation for such Billing Years shall be calculated as follows:

$$W_{PA} = W_p \times \frac{OH_{T123} - OH_{012} - OH_{03}}{OH_{T123}}$$

Where:

W_{PA} = Adjusted Tons of Processible Waste Processed during the Billing Year when a turbine-generator was offline for a scheduled major maintenance overhaul (the frequency of which shall be governed pursuant to Section 3.10 of the body of this Agreement) and one or more boilers continued to operate during the turbine-generator overhaul outage by diverting steam to the dump condenser.

W_P = Tons of Processible Waste Processed or, if applicable, the corrected Tons of Processible Waste Processed (WPC) during the Billing Year as calculated in Paragraph 1 of Part A of this Schedule 3

OH_{T123} = Total boiler operating hours for boiler Nos. 1, 2 and 3 during the Billing Year.

OH_{012} = Total boiler operating hours for boiler Nos. 1 and 2 during the scheduled major maintenance outage (the frequency of which shall be governed pursuant to Section 3.10 of the body of this Agreement) for turbine-generator No. 1 during the Billing Year.

OH_{03} = Total boiler operating hours for boiler No. 3 during the scheduled major maintenance outage (the frequency of which shall be governed pursuant to Section 3.10 of the body of this Agreement) for turbine-generator No. 2 during the Billing Year.

3. Plus Five Separation System Availability Guarantee

For any Billing Year, the actual on-line availability of the Plus Five Separation System shall be compared to the Plus Five Separation System Availability Guarantee to determine if such guarantee has been met. The percent online availability of the Plus Five Separation System shall be calculated as follows:

$$A_{P5} = \frac{P5_O}{P5_A} \times 100$$

Where:

A_{P5} = Percent on-line availability of the Plus Five Separation System during the Billing Year.

$P5_O$ = Actual operating hours of the Plus Five Separation System during the

Billing Year.

$P5_A$ = Number of hours that the Plus Five Separation System was capable of being operated during the Billing Year. For purposes of determining the number of hours that the Plus Five Separation System was capable of being operated, the number of hours that the total Facility was offline (i.e., cold iron outage) shall be excluded.

4. Ferrous and Non-Ferrous Metal Recovery System Availability Guarantees

For any Billing Year, the actual on-line availability of the Ferrous Metal recovery system shall be compared to the Ferrous Metal Recovery System Availability Guarantee to determine if such guarantee has been met.

The percent on-line availability of the Ferrous Metal recovery system shall be calculated as follows:

$$A_{FE} = \frac{F_{EO}}{FE_A} \times 100$$

Where:

A_{FE} = Availability of the Ferrous Metal recovery system during the Billing Year.

F_{EO} = Actual operating hours of the Ferrous Metal recovery system during the Billing Year.

FE_A = Number of hours that the Ferrous Metal recovery system was capable of being operated during the Billing Year. For purposes of determining the number of hours that the Ferrous Metal recovery system was capable of being operated, the number of hours that the total Facility was off-line (i.e., cold iron outage) and/or the main Residue conveying system upstream of the Ferrous Metal recovery system was not running, such that no Residue could be processed by the Ferrous Metal removal system for the purpose of recovering Ferrous Metal, shall be excluded.

For any Billing Year, the actual on-line availability of the Non-Ferrous Metal recovery system shall be compared to the Non-Ferrous Metal Recovery System Availability Guarantee to determine if such guarantee has been met.

The availability of the Non-Ferrous Metal recovery system shall be calculated as follows:

$$A_{NFE} = \frac{NFE_O}{NFE_A} \times 100$$

Where:

A_{NFE} = Percent on-line availability of the Non-Ferrous Metal recovery system during the Billing Year.

NFE_O = Actual operating hours of the Non-Ferrous Metal recovery system during the Billing Year.

NFE_A = Number of hours that the Non-Ferrous Metal recovery system was capable of being operated during the Billing Year. For purposes of determining the number of hours that the Non-Ferrous Metal recovery system was capable being operated, the number of hours that the total Facility was off-line (i.e., cold iron outage) and/or the main Residue conveying system upstream of the Non-Ferrous Metal recovery system was not running, such that no Residue could be processed by the Non-Ferrous Metal recovery system for the purpose of recovering Non-Ferrous Metal, shall be excluded.

5. Utility Utilization Allowances

a) Process Wastewater Utilization Allowance

For any Billing Year, the actual number of gallons of Process Wastewater per Ton of Processible Waste Processed discharged by the Facility into the sanitary sewer in such Billing Year shall be compared to the Process Wastewater Utilization Allowance to determine whether reimbursement of the cost of excess utilization is required in accordance with Section 8.4.5 of the Agreement.

The actual number of gallons of Process Wastewater per Ton of Processible Waste Processed discharged by the Facility shall be calculated as follows:

$$Gal_{ww}/Ton = \frac{WW}{W_P}$$

Where:

Gal_{ww}/Ton =	Gallons of Process Wastewater discharged to the Sanitary Sewer per Ton of Processible Waste Processed during the Billing Year.
WW =	Gallons of Process Wastewater discharged to the sanitary sewer during the Billing Year based on the Process Wastewater meter. The number of gallons of Process Wastewater discharged shall be calculated as the difference between the Process Wastewater meter reading at the beginning of the first Day of the Billing Year and the Process Wastewater meter reading at the end of the last Day of the Billing Year.
W_P =	Tons of Processible Waste Processed or. if applicable, the corrected Tons of Processible Waste Processed (W_{PC}) during the Billing Year as calculated in Paragraph 1 of Part A of this Schedule 3.

b) Natural Gas Utilization Allowance

For any Billing Year. the actual number of therms of natural gas consumed by the Facility in such Billing Year shall be compared to the Natural Gas Utilization Allowance to determine whether reimbursement of the cost of excess utilization is required in accordance with Section 8.4.5 of the Agreement. For the first and last Billing Year, the Natural Gas Utilization Allowance shall be prorated by dividing the Natural Gas Utilization Allowance by 365 and then multiplying by the actual number of Days in such first or last Billing Year as applicable. The actual number of therms of natural gas consumed by the Facility shall be based on the cubic feet of natural gas recorded by the Facility's natural gas meter used for billing purposes by the natural gas supplier and the conversion factor from cubic feet to therms determined by the natural gas supplier. The cubic feet of natural gas consumed shall be the difference between the natural gas meter reading at the beginning of the first Day of the Billing Year and the natural gas meter reading at the end of the last Day of the Billing Year. As an alternate method for determining natural gas use, the number of therms consumed may be determined based upon the natural gas supplier billings by summing

the therms billed for all Billing Months within a Billing Year.

c) Purchased Electricity Utilization Allowance

For any Billing Year, the actual number of kilowatt-hours of electricity purchased by the Facility in such Billing Year shall be compared to the Purchased Electricity Utilization Allowance to determine whether reimbursement of the cost of excess utilization is required in accordance with Section 8.4.5 of the Agreement. For the first and last Billing Year, the Annual Purchased Electricity Utilization Allowance shall be prorated by dividing the Purchased Electricity Utilization Allowance by 365 and then multiplying by the actual number of Days in such first or last Billing Year as applicable. The actual number of kilowatt-hours of electricity purchased by the Facility shall be calculated based on the electric meter used for billing purposes by the Electric Utility and shall be the difference between the electric meter reading at the beginning of the first Day of the Billing Year and the electric meter reading at the end of the last Day of the Billing Year. As an alternate method for determining purchased electricity, the number of kilowatt-hours purchased may be determined based upon the Electric Utility's billings by summing the kilowatt-hours billed for all Billing Months within a Billing Year.

6. Reagent Utilization Allowances

a) Pebble Lime Utilization Allowance

For any Billing Year, the actual pounds of pebble lime per Ton of Processible Waste Processed consumed by the Facility in such Billing Year shall be compared to the Pebble Lime Utilization Allowance to determine whether reimbursement of the cost of excess utilization is required in accordance Section 8.4.5 of the Agreement.

The actual pounds of pebble lime per Ton of Processible Waste Processed consumed by the Facility shall be calculated as follows:

$$Lb_{PL}/Ton = \frac{PL_C}{W_P}$$

Where:

Lb_{PL}/Ton = Pounds of pebble lime consumed per Ton of Processible Waste Processed during the Billing Year.

W_P = Tons of Processible Waste Processed or, if applicable, the corrected Tons of Processible Waste Processed (WPC) during the Billing Year as calculated in Paragraph 1 of Part A of this Schedule 3.

PL_C = Pounds of pebble lime consumed by the Facility during the Billing Year calculated as follows:

$$PL_C = PL_D + PL_B - PL_E$$

Where:

PL_D = Pounds of pebble lime delivered to the Facility during the Billing Year.

PL_B = Pounds of pebble lime in the pebble lime storage silo at the beginning of the first Day of the Billing Year.

PL_E = Pounds of pebble lime in the pebble lime storage silo at the end of the last Day of the Billing Year.

b) Urea Utilization Allowance

For any Billing Year, the actual gallons of urea per Ton of Processible Waste Processed consumed by the Facility in such Billing Year shall be compared to the Urea Utilization Allowance to determine whether reimbursement of the cost of excess utilization is required in accordance with Section 8.4.5 of the Agreement.

The actual gallons of urea per Ton of Processible Waste Processed consumed by the Facility shall be calculated as follows:

$$Gal_U/Ton = \frac{U_C}{W_P}$$

Where:

Gal_U/Ton =	Gallons of urea consumed per Ton of Processible Waste Processed during the Billing Year.
W_P =	Tons of Processible Waste Processed or, if applicable, the corrected Tons of Processible Waste Processed (WPC) during the Billing Year as calculated in Paragraph 1 of Part A of this Schedule 3.
U_C =	Gallons of urea consumed by the Facility during the Billing Year calculated as follows:

$$U_C = U_D + U_B - U_E$$

Where:

U_D =	Gallons of urea delivered to the Facility during the Billing Year.
U_B =	Gallons of urea in the urea storage tank at the beginning of the first Day of the Billing Year
U_E =	Gallons of urea in the urea storage tank at the end of the last Day of the Billing Year.

c) Carbon Utilization Allowance

For any Billing Year, the actual pounds of carbon consumed by the Facility in such Billing Year shall be compared to the Carbon Utilization Allowance to determine whether reimbursement of the cost of excess utilization is required in accordance with Section 8.4.5 of the Agreement.

The actual pounds of carbon consumed by the Facility shall be calculated as follows:

(i)

$$Lb_C/Hr = \frac{C_C}{T}$$

Where:

Lb_C/Hr = Pounds of carbon consumed per boiler operating hour during the Billing Year.

T = Total number of hours that all three boilers operated during the Billing Year.

C_C = Pounds of carbon consumed by the Facility during the Billing Year calculated as follows:

$$C_C = C_D + C_B - C_E$$

Where:

C_D = Pounds of carbon delivered to the Facility during the Billing Year.

C_B = Pounds of carbon in the carbon storage silo at the beginning of the first Day of the Billing Year.

C_E = Pounds of carbon in the carbon storage silo at the end of the last Day of the Billing Year.

Or (ii)

$$Lb_C/Ton = \frac{C_C}{W_P}$$

Where:

Lb_C/Ton = Pounds of carbon consumed per Ton of Processible Waste Processed during the Billing Year.

C_C = Pounds of carbon consumed by the Facility during the Billing Year as calculated in Paragraph 6 c) (i) of Part A of this Schedule 3

W_P = Tons of Processible Waste Processed or, if applicable, the corrected Tons of Processible Waste Processed (WPC) during the Billing Year as calculated in Paragraph 1 of Part A of this Schedule 3.

7. Boiler Capacity Utilization and Availability Calculations

a) Capacity Utilization

For any Billing Month, the Boiler Capacity Utilization calculations shall be the average for the three (3) boilers and shall be calculated as follows:

(i) Total Boiler on-line hours steam flow divided by (ii) Total Boilers on-line hours x MCR Steam Flow. The results shall be compared to the requirements of Section 3.2(l) of the Service Agreement.

b) Availability

For any Billing Month, online availability shall be calculated as the average of three (3) boilers as follows:

(i) Total boiler hours of operation in Billing Month divided by (ii) Total boiler hours in month minus boiler hours of Scheduled Maintenance. The results shall be compared to the requirements of Section 3.2(l) of the Service Agreement.

PART B. PERFORMANCE TESTS

This Part B sets forth an outline of the procedures for Performance Testing Residue quality, the Ferrous Metal recovery system, the Non-Ferrous Metal recovery system, wastewater quality and the air emissions from the stack, which procedures shall be incorporated into the Performance Test Plan to be developed pursuant to Section 3.26 of the Service Agreement.

1. General Procedures for Performance Testing

Prior to commencement of Performance Testing, the Contractor's Authorized Representative shall meet with the County's Authorized Representative and the Consulting Engineer to discuss and review procedures and protocol for the conduct of Performance Testing in accordance with the Performance Test Plan.

The Performance Test Plan shall require normal operation of the Facility during each testing phase. During Performance Testing, the existing operating personnel shall operate the

Facility in accordance with normal operating procedures and staffing levels (except that special staffing required to conduct tests and record measurements is acceptable) and as contemplated by the Service Agreement; and all operations shall be conducted, including routine equipment operation and maintenance services, and loading of Residue, Ferrous Metal, Non-Ferrous Metal and normal quantities of Nonprocessible Waste. All instrumentation, meters and recording devices to be relied upon during testing shall be calibrated within twenty-one (21) Days of commencement of each Performance Test. The Contractor's Authorized Representative shall furnish to the Consulting Engineer, at least seven (7) Days prior to commencement of each testing phase, documentation confirming the calibrations of the instruments to be used during the testing. All measured readings and test results shall not be adjusted to account for margin of error.

Processing interruptions during Performance Testing shall not necessarily invalidate the results of any individual test(s). Occasional and minor Processing interruptions are considered part of normal operation. Shutdown of all or part of the Facility to make necessary repairs to equipment or to correct normal operational problems shall be permitted, provided that the duration of some tests may need to be extended or the tests repeated as the case may be.

2. Residue Quality Performance Test

The Residue Quality Performance Test shall be conducted over a twenty-four (24)-hour period to determine the extent to which the Facility complies with the Residue Quality Guarantee. During the Residue Quality Performance Test, the Facility shall be operated so that each boiler produces a minimum average steam flow of 220,000 pounds per hour.

Representative grab samples of Residue produced from the Facility shall be taken downstream of the plus five (5) inch separation system at least every thirty (30) minutes during the test period. The Performance Test Plan shall specify the exact sampling point, method of sampling and individual sample weight to assure that representative Residue from the Facility is

being sampled.

One twenty-four (24)-hour composite sample shall be prepared by mixing the thirty (30) minute (or less) samples. The twenty-four (24)-hour composite sample shall be analyzed to determine dry weight percentage of unburned combustible matter and moisture content in accordance with the following:

(i) The dry weight percentage of unburned carbon in the Residue shall be calculated as follows:

$$UBC = \frac{HC_R - HC_C}{14{,}500} \times 100$$

Where:

UBC = Dry weight percentage of unburned carbon in the Residue.

HC_R = Heat content of the Residue in Btu per pound of Residue as determined by ASTM-2015 using an adiabatic bomb calorimeter.

HC_C = Amount of heat in the Residue in Btu per pound of Residue contributed by the carbon reagent that results from operation of the carbon injection system for the Facility calculated as follows:

$$HC_C = \frac{W_C \times 14{,}500}{W_R \times (1 - M_R)}$$

Where:

W_C = Pounds of carbon reagent added during the test period.

W_R = Pounds of wet residue generated during the test period.

M_R = Moisture content of the Residue as a decimal fraction as determined in Paragraph 2 (ii) of Part B of this Schedule 3.

(ii) For the determination of moisture content, ASTM method D-3302 shall be

used.

The results for the twenty-four (24)-hour composite sample shall be compared with the Residue Quality Guarantee to determine the extent to which the Facility complies with the Residue Quality Guarantee.

3. Residue Particle Size Performance Test

The Residue Particle Size Performance Test shall be conducted over a four (4)-hour period to determine the extent to which the Facility complies with the Residue Particle Size Guarantee. During the Residue Particle Size Performance Test, each operational unit shall be operated at a minimum average steam flow of 220,000 pounds per hour.

Representative grab samples of Residue produced from the Facility shall be taken downstream of the plus five (5) inch separation system at least every thirty (30) minutes during the test period. The Performance Test Plan shall specify the exact sampling point, method of sampling and individual sample weight to assure that representative Residue from the Facility is being sampled.

Each grab sample of Residue shall be passed through a screen containing five (5) inch holes. The weights of minus five (5) inch Residue and plus five (5) inch Residue from each sample shall be totaled for the four (4)-hour test period. The total weight of minus five (5) inch Residue shall be divided by the sum of the total weights for minus five (5) inch Residue and plus five (5) inch Residue to determine the percentage of total Residue that is less than five (5) inch in size.

4. Ferrous Metal Recovery Performance Test

The Ferrous Metal Recovery Performance Test shall be conducted to determine the extent to which the Facility complies with the Ferrous Metal Recovery Guarantee. The Performance Test Plan shall specify a method of determining the extent to which the Ferrous Metal recovery system

complies with the Ferrous Metal Recovery Guarantee. The method shall address weighing recovered Ferrous Metal, which shall include both plus five (5) inch and minus five (5) inch metals, and the separation and weighing of non-recovered Ferrous Metal from the Residue. Three eight (8)-hour tests shall be performed. The results from the three test runs shall be averaged and the resulting average compared with the Ferrous Metal Recovery Guarantee to determine the extent to which the Facility meets the Ferrous Metal Recovery Guarantee.

5. Non-Ferrous Metals Recovery Performance Test

The Non-Ferrous Metal Recovery Performance Test shall be conducted to determine the extent to which the Facility complies with the Non-Ferrous Metal Recovery Guarantee. The Performance Test Plan shall specify a method of determining the extent to which the Non- Ferrous Metal Recovery system complies with the Non-Ferrous Metal Recovery Guarantee. The method shall address weighing recovered Non-Ferrous Metal and the separation and weighing of non-recovered Non-Ferrous Metals from the Residue. Three eight (8)-hour tests shall be performed. The results from the three test runs shall be averaged and the resulting average compared with the Non-Ferrous Metal Recovery Guarantee to determine the extent to which the Facility meets the Non-Ferrous Metal Recovery Guarantee.

6. Process Wastewater Quality Performance Test

Process Wastewater shall be sampled and analyzed twice per calendar year at approximately six-month intervals to demonstrate compliance with Table 2 of Schedule 2 to the Service Agreement. Sampling and analysis shall be in accordance with Section 126-330 of Chapter 126 (Utilities) of Article IV (County Sewer System) of the Pinellas County Code. The limits in Table 2 of Schedule 2 to the Service Agreement apply to samples collected as composite samples, except where standard collection procedures require that grab samples be collected. For grab samples, the average of all grab samples collected within a twenty-four (24)- hour period shall be

used to determine compliance. Process Wastewater samples shall be collected from the wastewater discharge line from the blowdown sump. Process Water samples may be taken for each Process Water source concurrently with the Process Wastewater samples. The Contractor shall be relieved of compliance with a particular maximum concentration or restriction, or both, in Table 2 of Schedule 2 to the Service Agreement to the extent that failure to achieve compliance was a direct result of the quality of the Process Water supplied by the County being out of compliance with such maximum concentration and/or restriction. The Contractor shall be responsible for reasonably demonstrating to the County that failure to achieve one or more of the maximum concentrations and restrictions in Table 2 of Schedule 2 to the Service Agreement was due solely or in part to the quality of the Process Water supplied by the County.

7. Environmental Regulations Guarantee

The Contractor shall hire an independent testing firm(s) acceptable to the County to perform (at the Contractor's expense) all sampling, testing and analysis specified in the Facility's permits and other applicable regulations. The test methods and procedures for emissions shall be those test methods and procedures as specified in the Facility's permits. or methods and procedures consistent with accepted industry practices, regulatory guidance documents or specified by the permit issuer.

PART C. TEST REPORTS

Upon completion of Performance Testing, the Contractor shall submit a written report to the County's Authorized Representative and the Consulting Engineer. The Performance Test Plan shall specify the contents of such report including but not limited to:

a) a certification that testing was conducted in accordance with the Performance Test Plan;

b) a certification of the results of the testing including a determination of the extent to

which the Facility complies with the applicable Guarantee;

c) documentation confirming the calibration of the instruments used during the testing;

d) all data measured and recorded during the test(s);

e) all calculations and computations;

f) all laboratory analytical results;

g) any other data reasonably requested by the County to be included in such report; and

h) a statement as to whether the Contractor intends to conduct additional testing and an estimated schedule of such testing.

SCHEDULE 4

DETERMINATION OF PROCESSIBLE WASTE

HIGHER HEATING VALUE

TABLE OF CONTENTS

1. Introduction 4-3
2. HHV Determination Using Boiler as a Calorimeter 4-4
3. Data Collection 4-9
4. Computer Program 4-13
5. Boiler as Calorimeter Equations 4-20
6. Nomenclature 4-31
7. Sample Calculation 4-36

LIST OF FIGURES AND TABLES

Figure 1 – PTC 34 Boiler Boundaries 4-7

Table 1 – Data Collection Points, Units, Tag Number, and Nomenclature 4-12
Table 2 - Constants Used in Program 4-18
Table 3 - Reference Values 4-19
Table 4 – Sample Calculation Data 4-37
Table 5 - Sample Model Output 4-45

1. Introduction

Schedule 4 to the Service agreement sets forth procedures for determining the higher heating value (HHV) of Processible Waste on a monthly basis. The data and calculations used to determine the monthly Processible Waste HHV shall be included in the Monthly Report prepared in accordance with Section 5.1 of the Service Agreement and Section 2.2 of Schedule 6 to the Service Agreement. Processible Waste HHV for the months preceding development of the specific method set forth in Schedule 4 shall be back calculated following development of the specific steam correlation curve/equation based on the actual process data for those months. Changes to the methodology and calculations outlined in Schedule 4 may be made to improve the accuracy of the HHV calculation methodology if mutually agreed upon by the County's Authorized Representative and the Contractor's Authorized Representative.

The purpose of the Boiler as a Calorimeter (BAC) procedure is to determine the higher heating value (HHV) of the refuse fired during a given period. The period can be any length of time that a reasonable estimate of the amount of waste fired is available. As set forth above, the HHV shall be calculated on a monthly basis.

The BAC test has been used by the waste processing industry for over 30 years as the procedure for determining HHV for fuels of varying heat content. The procedure has recently been codified in the ASME Power Test Code 34 - Waste Combustors with Energy Recovery (PTC 34). PTC 34 has formalized the procedure so all interested parties may use a common code for testing boilers firing municipal solid waste.

PTC 34 was approved in 2007 and published in 2008. It is designed to test performance of municipal waste combustors for acceptance upon completion of construction. A formal PTC 34 test is a rigorous eight-hour test designed to determine the performance of a facility with a low degree of uncertainty. The monthly procedure to determine the waste HHV follows the basic

principles and calculations contained in PTC 34 to obtain reasonable results using existing Facility instrumentation.

A computer program using Excel® has been developed to calculate the HHV of refuse fired at the Facility. This Schedule 4 provides a description of the calculations in the BAC procedure in that program. A set of sample calculations is contained in Paragraph 7 of this Schedule 4. The calculations that are shown in this Schedule 4 have been taken from the computer program to confirm that the program follows the equations in this Schedule. A copy of the program is available electronically.

2. HHV Determination Using Boiler as a Calorimeter

Figure 1 shows the steam generator boundaries as defined in PTC 34. The reference point numbers in Figure 1 are used throughout this procedure and nomenclature follows that in PTC 34. Nomenclature used herein is in Paragraph 6.

Using the BAC procedure, all outputs, losses, and credits are calculated on an energy per unit of time basis (BTU/hr). After the total input from fuel has been determined, HHV can be calculated by dividing the BTU/hr by the weight of material processed, in lb/hr, to obtain BTU/lb of the fuel.

2.1. Outputs

The following three outputs are defined in PTC 34:

- output in main steam (QrSt32);
- output in auxiliary steam (QrStFAx), and
- output in blowdown (QrBd)

Auxiliary steam includes steam which exits the steam generator envelope, such as sootblowing steam, and is considered to be a boiler output. It does not include steam used to heat the entering air. An estimate of monthly sootblowing steam is incorporated into the procedure. The

blowdown is used intermittently and is difficult to measure. It is also an insignificant output and will be included in the unmeasured losses. (An unmeasured loss is the same as an unmeasured output for the purposes of the calculations.)

2.2. Losses

The following twelve losses are defined in PTC 34:

- Dry gas loss (QrLDFg)
- Water from fuel loss (QrLWF)
- Wet ash pit loss (QrLAp)
- Loss due to moisture in air (QrLWDA)
- Loss due to additional moisture (QrLWAd)
- Loss due to unburned combustibles in residue (QrLUbC)
- Loss due to carbon monoxide in flue gas (QrLCO)
- Loss due to sensible heat of residue (QrLRs)
- Loss due to surface radiation and convection
- Loss from recycled streams (QrLRy)
- Loss due to steam coil air heater when steam source is from boiler (QrL36)
- Loss from cooling water (QrLCw)

There is no loss due to additional moisture as defined in PTC 34, and there are no recycled streams in the facility, so these losses do not apply. The steam coil air heater is generally used continuously. However, it is supplied from an outside source of steam (turbine extraction), not from the boiler. Therefore, this loss is not included, but is included as a heat credit. The following nine losses are accounted for in this procedure:

- Dry gas loss (QrLDFg)
- Water from fuel loss (QrLWF)

- Wet ash pit loss (QrLAp)
- Loss due to moisture in air (QrLWDA)
- Loss due to unburned combustibles in residue (QrLUbC)
- Loss due to carbon monoxide in flue gas (QrLCO)
- Loss due to sensible heat of residue (QrLRs)
- Loss due to surface radiation and convection (QrLSrc)
- Loss from cooling water (QrLCw)

Figure 1 – PTC 34 Boiler Boundaries

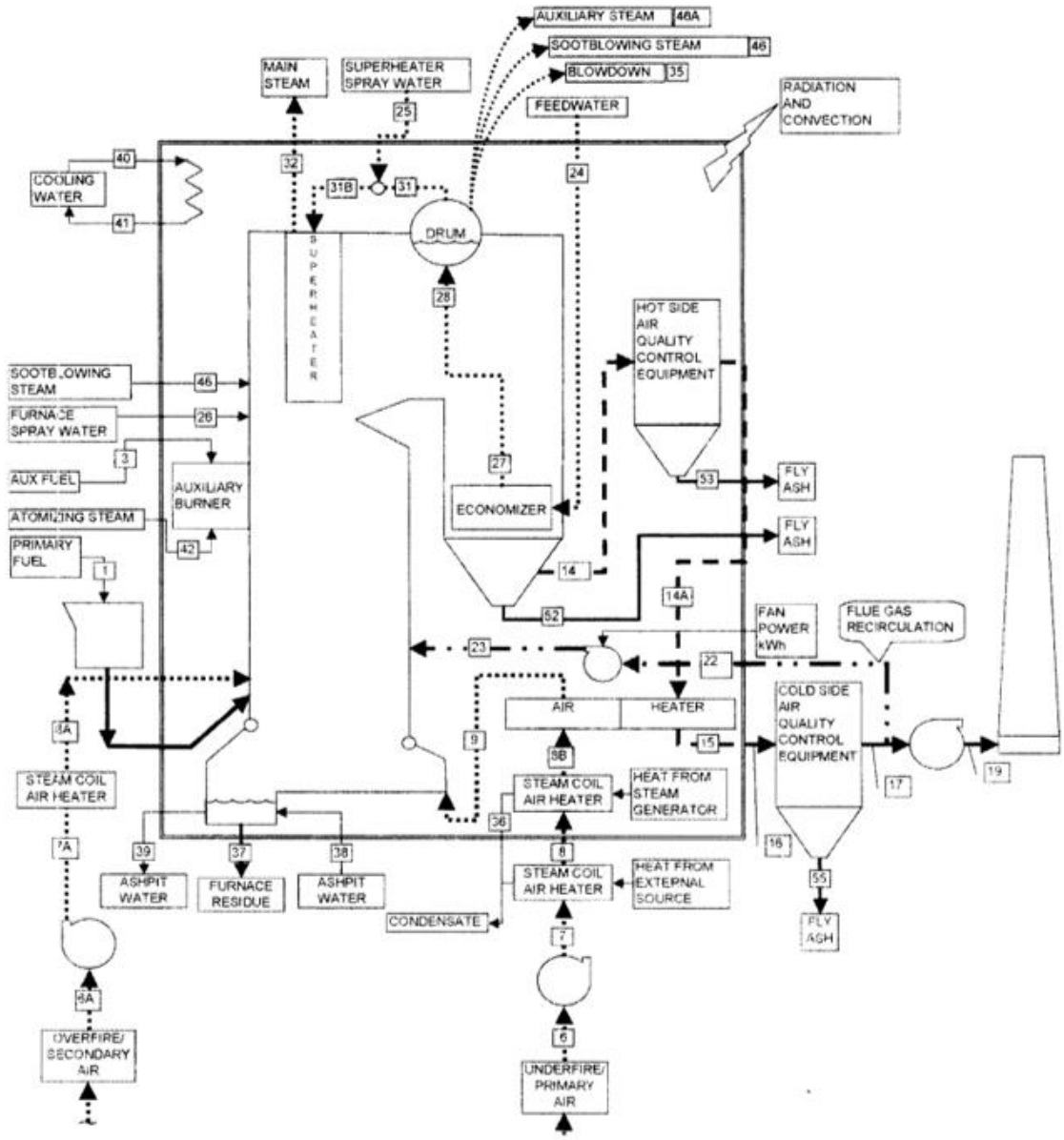

2.3. Credits

The following five credits are defined in PTC 34:

- Credit due to entering dry air (QrBDA)
- Credit due to moisture in entering dry air (QrBWA)
- Credit due to sensible heat in as-fired fuel (QrBF)
- Credit due to auxiliary equipment power (QrBAx)
- Credit due to energy in additional moisture (QrBWAd)

Auxiliary equipment power is from those equipment items which are within the boundary of the boiler being tested. These credits are small and are ignored. Typical examples of additional moisture are sootblowing and atomizing steam. These are also small and can be ignored.

The three credits which are determined in the procedure include:

- Credit due to entering dry air (QrBDA)
- Credit due to moisture in entering dry air (QrBWA)
- Credit due to sensible heat in as-fired fuel (QrBF)

The reference temperature is the average ambient temperature as input to the program for the month. The reference temperature shall be the temperature recorded by the temperature transmitters upstream of each steam coil air heater (SCAH). The heat losses and credits are adjusted to the reference temperature.

The credit due to entering air is based on the heat supplied by an outside source (turbine extraction). The difference between SCAH inlet and outlet temperature is used to determine this credit. Only the underfire air is heated by the SCAH. The assumed percentage of underfire air (65 percent) is used to split the heated vs unheated combustion air to determine this credit. The JANAF tables are used to calculate the air credit. When using these tables, the combined enthalpy due to

moisture in air and dry air is used. Therefore, the calculations show only a credit due to entering air (QrBA), which is actually the sum of QrBDA and QrBWA.

3. Data Collection

This section describes the specific measurements which are required to perform the calculations for the BAC procedure. A summary of data points, units, equipment tag numbers and nomenclature is presented in Table 1.

3.1. Processible Waste Processed

The following equation shall be used to determine the monthly processible waste throughput using the truck scale/pit volume method:

$$MWT = PIB + WRS - WR - PIE$$

Where:

$MWT =$ Monthly processible waste throughput; the amount of processible waste in tons determined to have been processed by the Facility in accordance with the above formula

$PIB =$ Pit inventory beginning; the amount of processible waste in tons determined to be in the refuse storage pit at the beginning of the month.

$WRS =$ Waste received scales; the amount of processible waste in tons as measured by the truck scales or other mutually accepted method, transported to the Facility and discharged into the refuse storage pit during the month.

$WR =$ Waste returned; the amount of processible waste and non-processible waste in tons diverted from the Facility (for alternate disposal) after having been credited as WRS.

$PIE =$ Pit inventory end; the amount of processible waste in tons determined to be in the refuse storage pit at the end of the month.

Refuse storage pit inventory measurements shall be performed at midnight on the last day of the month in accordance with Schedule 6 of the Service Agreement. The County's Authorized

Representative and the Consulting Engineer shall have the right to witness and concur with these determinations in accordance with the visitation rights of the Service Agreement.

3.2. DCS Data

Most of the data that is needed for the BAC calculation is collected on the DCS. The DCS collects data several times a minute and averages it over each hour.

One of the most important data points collected for the test is the steam flow. Feedwater flow meter readings will be used to determine the steam flow, since a water flow meter is more accurate than a steam flow meter.

Facility averages for superheated steam temperature, superheated steam pressure, boiler feedwater temperature, economizer inlet and outlet flue gas temperatures, SCAH inlet and outlet temperatures, and economizer outlet water temperature shall be calculated by weight averaging the values for each individual boiler using feedwater flow as the weighting factor.

All instruments used to measure the data that is used in the calculation of Processible Waste HHV shall be calibrated on a regular basis, but in no event less than once per year. Qualified Facility staff can perform some or all of the calibrations or some or all of the calibrations can be performed by qualified third parties under subcontract to the Contractor. The County's Authorized Representative and the Consulting Engineer shall be notified in writing by the Contractor's Authorized Representative five (5) Business Days prior to such calibrations and shall have the right to witness such calibrations. The record of these calibrations shall be maintained at the Facility for inspection by the County's Authorized Representative and the Consulting Engineer.

3.3. Manual Data

The only data that must be collected manually are the relative humidity of the ambient air, the hours of unit operation, total number of soot blows, and residue characterization. Relative humidity can be estimated or obtained monthly from the following website:

http://www.weather.gov/climate/index.php?wfo=tbw

1 - product - monthly weather summary

2 - location – Tampa

3 - Time frame - archived data (pick month)

The average relative humidity that is shown on the website is used in the model. The hours of unit operation shall be calculated as the total monthly hours less the hours of unit downtime reported in the Daily Log. A log of the total number of times that soot was blown for all three units will be maintained. Paragraph 3.5 below explains how the residue will be characterized.

Table 1 – Data Collection Points, Units, Tag Number, and Nomenclature					
Data Point	**Units**	**Unit 1 Tag No.**	**Unit 2 Tag No.**	**Unit 3 Tag No.**	**Nomenclature**
Total feedwater flow	1000 lb	FQI-1161A	FQI-2116A	FQI-050A	MrW24
Main steam temperature	degrees F	TIC-1125-2	TIC-2125-2	03-TIC-060	TSt32
Main steam pressure	psig	PI-1118	PI-2118	03-PI-066	PSt32
Feedwater temperature	degrees F	TI-1125	TI-2125	03-TI-051	TW24
SCAH inlet temperature	degrees F	TI-1008	TI-2008	03-TI-005-1	TA7
SCAH outlet temperature	degrees F	TI-1007	TI-2007	03-TI-005	TA8
Average economizer inlet flue gas temp	degrees F	TI-1111-11	TI-2111-11	03-TI-045	TFg27
Econ. outlet flue gas temp (SDA inlet)	degrees F	1TI-040	2TI-040	3TI-040	TFg14
Economizer outlet water temperature	degrees F	TI-1125-3	TI-2125-3	03-TI-052	TW27
Hours of operation	hours	-	-	-	-
Waste fired	tons	-	-	-	MrF
Total aux burner gas volume	10,000 cf	FQI-0302	FQI-0302	FQI-0302	FAxV

3.4. Residue

Residue is normally collected for a BAC test to determine the heat loss due to unburned carbon in the residue. The procedure allows a subjective assessment of the burnout for the month (good or poor) and assigns a heat loss based on the input. "Good" burnout is considered to be typical for the facility. It is assigned a heat loss of 200 BTU/lb waste (about 4 percent of input).

"Poor" burnout is assigned a heat loss of 400 BTU/lb waste (about 8 percent of input). "Poor" burnout will usually occur during periods when the MSW is extremely wet or several outages have required the operators to clear the grates of MSW, thereby allowing waste to be processed without being fully combusted. In most cases, "good" burnout is anticipated. The Contractor, the County's Authorized Representative and the Consulting Engineer shall agree on the appropriate model input. The input to the model is good = 1 or poor = 2.

3.5. Timing of Period

The timing of the start and end of the period should correspond closely with the time in which the data was collected. For example, if all data is collected on a daily basis ending at midnight, the pit measurement should theoretically be taken at midnight each month. In reality, if the pit measurements are taken consistently at the same time of day. the error will be insignificant and will correct itself during each successive period.

4. Computer Program

This section describes the computer program, inputs, calculations, and use. The sections below describe the features of the program from the upper left corner of the program, scrolling down. Each section below has the headings from the program.

All cells are locked except the ones that are used to input data. This is done to protect the program from accidental inputs into the wrong field. To make a modification to the program, the cells can be unlocked using the password “Pinellas”, all lowercase.

IMPORTANT NOTE BEFORE USING PROGRAM:

Before using the program for the first time on any computer the user must install “add- ins” to the computer and modify four cells in the program to calculate the values correctly for certain variables. Once installed on a computer, the add-ins will calculate properly without further changes. The software includes three files: the program (“HHVCalcfinal.xls”) and two add-ins

("Bookl.xla" and "Janaf Properties.xla"). Save all three files in the same folder on the user's computer. Once saved, perform the following steps:

1. Right click on each file and select Properties in the pull-down menu. On the General tab, check the "Unblock" box in the bottom right corner. Select Apply and then select OK. Do this for all three files.

2. Open the Excel file "HHVCalcfinal.xls".

Unprotect the worksheet by clicking the Review tab and selecting Unprotect Sheet. Enter the password "pinellas" in the password box and select OK.

3. Specify add-in folder by clicking the File tab > More > Options > Trust Center > Trust Center Settings > Trust Center Locations and select Add New Location button. Browse to folder where files have been saved and select OK. Verify Add-ins are active by clicking File tab > More > Options > Add-ins and checking that Book1 and Janaf Properties are listed under Active Application Add-ins.

4. Go to Cells F72 through F75 and update the first part of the reference path to properly pull from the folder where Book1 is located.

5. Protect the worksheet by clicking the Review tab and selecting Protect Sheet. Enter your new password in the password box and select OK. Reenter password to confirm and select OK.

6. Save the program under a different name.

The program is now ready for use. If the program is to be used on a different computer, copy the original file and follow the above steps before using the program for the first time. Failure to do so will result in incorrect values in cells F72 through F75, and incorrect higher heating values.

4.1. Data Input

Each boiler's monthly data must be input. It is crucial for the units (lb/hr, etc.) to be exactly as required by the program. Units selected for the program are the ones that are generally collected by the DCS or by manual readings. Data includes the following:

- Total feedwater flow, 1000 lb
- Main steam temp, deg. F
- Main steam pressure, psig
- Feedwater temp, deg. F
- SCAH inlet temp, deg. F
- SCAH outlet temp, deg. F
- Average economizer inlet flue gas temp, deg. F
- Economizer outlet flue gas temp (SDA inlet), deg. F
- Economizer outlet water temp, deg. F
- Hours of operation

ln addition, the following data is input once for all three units:

- Waste fired, tons
- Total number of soot blows
- Residue burnout (good = 1, poor = 2)
- Total auxiliary burner gas volume, 10,000 cf
- Relative humidity, percent

These items are input to the cells in the upper left corner of the program, along with the month and year. When all of the inputs have been entered, print the results. A one-page summary of the inputs, resulting HHV, and summary of heat outputs, losses and credits are printed out.

4.2. Corrections to Data

Two automatic corrections have been incorporated in the program. The economizer inlet thermocouple has been found to read lower than the actual temperature because it tends to become insulated from the flue gas by fly ash deposits. The program automatically adds 20 degrees to the calculated weighted average economizer inlet flue gas temperature.

The program assumes a flue gas moisture content of 16 percent. The calculations are made, a correction to the flue gas moisture is made, and another iteration of the program is performed. The purpose of this is to run the program with a flue gas moisture content that is more appropriate for the initially calculated HHV. The correction is a linear equation where the moisture at 4500 BTU/lb is 18 percent and the moisture at 5500 BTU/lb is 14 percent. The equation of this line is $y = -0.004\,(HHV) + 36$,

Where:

y	flue gas moisture for second iteration
m	slope of line
x	calculated HHV from first iteration
b	y intercept

After the first iteration and the HHV is calculated, the model looks to this equation to determine the moisture content for the final HHV. A second iteration is done using that moisture content to determine the final HHV.

If a change in either correction is desired, unlock the program, input the desired changes, and lock the program again.

4.3. Assumptions

Certain assumptions must be made to complete the HHV calculations. The assumptions made for this procedure include the following:

- Sootblowing steam is 30,000 lb per blow
- Weight fraction of heated combustion air is 0.65 (65 percent)
- The reference temperature is equal to the SCAH inlet air temperature
- Natural gas HHV is 1000 BTU/cf
- Natural gas combustion efficiency is 80 percent
- Percentage of gas that produces steam is 10 percent
- Moisture in fuel is 25 percent
- Unmeasured heat loss is 2.5 percent of HHV
- SDA inlet oxygen is 10 percent
- SDA inlet carbon dioxide is 10 percent
- SDA inlet flue gas moisture is 16 percent
- The difference in fuel temp from SCAH inlet (reference) temp is 0.
- Residue multiplier (HHVC) is 200 times the input (good = 1, poor= 2)

The residue multiplier is multiplied by the residue quality input (1 or 2) to determine the heat loss in BTU/lb of refuse (200 or 400). If a change in any of the assumptions is desired, unlock the program, input the desired changes, and lock the program again. The program will automatically adjust for these changes.

4.4. Constants

The constants that are used in the calculations are shown in Table 2. These values should not be changed.

4.5. Reference Values

Reference values include enthalpies and specific humidity. Steam and water enthalpies are taken from "ASME Steam Tables, Fifth Edition." Appropriate steam tables are included in the program. Enthalpies are calculated by interpolation using the actual temperature and pressure data.

Air and flue gas enthalpies are taken from the JANAF tables. The JANAF tables are handled as an "add-in" to the Excel® spreadsheet. The add-ins must be loaded before using the program for the first time. After that, they will remain attached to the program for future use.

Humidity is calculated from a curve fit equation. The saturated value is calculated using the ambient temperature as both the wet and dry bulb temperature. The specific humidity is the saturated value times the relative humidity. Reference values which are used in the calculations are shown in Table 3.

Table 2 - Constants Used in Program

Nomenclature	Parameter	Value	Source
Specific Heats (BTU/lb-F)			
CpFW	Water in fuel	1.00	PTC 34
CpF	Dry fuel	0.30	PTC 34
CpDFg	Dry flue gas	0.24	PTC 34
Molecular Weights (lb/lb-mol)			
MwH2O	Water or moisture	18	-
MwN	Nitrogen	28	-
MwO2	Oxygen	32	-
MwCO2	Carbon Dioxide	44	-
Other Constants			
Weight fraction nitrogen in dry air		0.7685	PTC 34

Table 3 - Reference Values	
Nomenclature	**Reference Terms**
HFg14	Enthalpy of wet flue gas leaving economizer
HFg27	Enthalpy of wet flue gas entering economizer
HSt32	Main steam enthalpy, BTU/lb
HW24	Feedwater enthalpy, BTU/lb
HW27	Economizer outlet feedwater enthalpy, BTU/lb
HWvFg	Flue gas moisture enthalpy, BTU/lb
HWvRe	Reference vapor enthalpy, BTU/lb
HWRe	Reference water enthalpy, BTU/lb
MFrWDA	Specific humidity, lb moisture per pound of dry air

4.6. Intermediate Calculations

Intermediate calculations are made to correct the raw data to the proper units for the HHV calculations.

Hourly data collected for each boiler is weighted based on steam flow. The average for each period is multiplied by the steam flow for that unit and divided by the total steam flow for the period. This allows a higher weight to be assigned to a boiler which is firing more refuse.

4.7. Missing or Suspect Data

Temperature and pressure operating data which is missing or is suspected of being incorrect may be estimated by averaging the data from the other units or using historical data from the unit. Data should not be left out of any fields, as the program will assume the value is zero and result in incorrect calculations. Temperature and pressure data from partial days should be omitted entirely for that day to avoid erroneous average data.

If the feedwater flow is missing or suspected to be incorrect, the steam flow for the unit should be used for that period's calculation. If both steam and feedwater flow are not available, the

feedwater flow and hours of operation should be set to zero for that unit. Also, an estimate of the amount of MSW processed by that unit should be removed from the total waste processed during the period. This will eliminate that boiler's contribution to the HHV, and the HHV will be based on the data from the other operating boilers that have reliable operating data. The resulting HHV for that period should not be considered to be a reliable value and should not be used for contractual purposes.

Any missing or suspect data will be included in the monthly report, along with a description of how the data was adjusted.

5. Boiler as Calorimeter Equations

The equations below are set up to report each output credit and loss in terms of BTU/hr, and are taken from PTC 34. Dividing the final BTU/hr by the waste throughput in lb/hr results in the calculated HHV in BTU/lb.

5.1. Heat Outputs

QrSt32 Output in main steam from MSW

The usable fraction of steam generated from natural gas must be subtracted from the total heat input to determine the heat input from MSW alone.

$$QrSt32 = (MrW24 - MrW25)(HSt32 - HW24) + (MrW25)(HSt32 - HW25) - QrStFAx$$

Where:

$MrW24$ = Mass flow rate water entering economizer

$MrW25$ = Mass flow rate water entering desuperheater

$HSt32$ = Enthalpy of steam at main steam outlet

$HW24$ = Enthalpy of water at economizer inlet

$HW25$ = Enthalpy of water entering desuperheater

$QrStFAx$ = Heat in steam output from auxiliary fuel (natural gas)

Superheater spray water flow (MrW15) is taken off the feedwater system after the feedwater flow meter. Therefore, it is always equal to zero. The output in main steam from MSW simplifies to:

$$QrSt32 = (MrW24)(HSt32 - HW24) - QrStFAx$$

$$QrStFAx = (FAxV)(HHVFAx)(FAxFr)(FAxE)$$

Where:

$FAxV$ = Auxiliary fuel (natural gas) volume in cf

$HHVFAx$ = HHV of natural gas in BTU/cf

$FAxFr$ = Fraction of auxiliary fuel as useful heat

$FAxE$ = Input auxiliary fuel combustion efficiency

QrAxSt Output in auxiliary steam

$$QrAxSt = (MrSt46A)(HSt32 - HW24)$$

Where:

$MrSt46A$ = Mass flow rate of steam for sootblowing

$HSt32$ = Enthalpy of steam at main steam outlet

$HW24$ = Enthalpy of water at economizer inlet

Steam used for sootblowing is estimated to be 30,000 lb per sootblowing cycle per unit. The total number of sootblows per month is input. The calculated value for MrSt46A is 30,000

times the number of soot blows divided by the total operating hours in the month. Since primary steam is used for sootblowing, the enthalpy of main steam is used.

5.2. Heat Losses

QrLDFg Dry gas loss

$$QrLDFg = (MrDFg14)(CpDFg)(TFg14 - TRe)$$

Where:

$CpDFg$ = Heat capacity of dry flue gas

$MrDFg14$ = Mass flow rate of dry flue gas at the economizer outlet

$TFg14$ = Temperature of dry flue gas at the economizer outlet

TRe = Reference Temperature

The wet flue gas flow is determined by an economizer heat balance. The temperatures of the water and the flue gas in and out of the economizer are known. Using steam tables and JANAF tables, a heat balance around the economizer can be used to determine the mass flow rate of flue gas. This is the recommended procedure from PTC 34. The alternate procedure is using a stack testing firm to collect flue gas composition, moisture and flow, which is not feasible for this type of procedure and not as accurate as the economizer heat balance. The flue gas composition is not critical for this calculation since it is used only to calculate the flue gas molecular weight which does not vary much with different compositions.

The heat balance around the economizer is determined first. Equation 5-8-1 of PTC 34 calculates the mass flow rate of wet flue gas using the economizer heat balance as follows:

$$MrFg = \frac{(MrW24)(HW27 - HW24)}{(HFg27 - HFg14)(\frac{ST}{SB})}$$

Where:

$MrFg$ = Mass flow rate of wet flue gas

$MrW24$ = Mass flow rate of feedwater

$HW27$ = Enthalpy of feedwater out of economizer

$HW24$ = Enthalpy of feedwater into economizer

$HFg27$ = Enthalpy of wet flue gas entering economizer

$HFg14$ = Enthalpy of wet flue gas leaving economizer

ST = Total heating area of economizer and enclosure

SB = Total heating area of economizer

The ratio of ST and SB can be assumed to equal unity, so the equation simplifies to:

$$MrFg = \frac{(MrW24)(HW27 - HW24)}{(HFg27 - HFg14)}$$

The dry flue gas mass flow rate is determined by multiplying the wet flue gas flow rate by the weight fraction of dry flue gas.

$$MrDFg14 = (MrFg)(1 - MFrWFg)$$

Where:

$MrDFg14$ = Mass flow rate of dry flue gas at economizer outlet

$MFrWFg$ = Mass fraction moisture in the flue gas; determined from the volumetric moisture in the flue gas and the molecular weights of flue gas and moisture.

$MFrWFg$ = Mass fraction moisture in flue gas

$$MFrWFg = \frac{(MwH2O) \times (VpH2O)}{\frac{(MwDFg)}{100}}$$

Where:

$MwH2O$ = Molecular weight of moisture

$VpH2O$ = Volume percent moisture in flue gas

$MwDFg$ = Molecular weight of dry flue gas

The mass flow rate of moisture in the flue gas is the total flue gas minus the dry flue gas.

$$MrWFg14 = MrFg - MrDFg14$$

Where:

$MrWFg14$ = mass rate of moisture in the flue gas at the economizer outlet

$QrLDFg$ = Heat loss due to dry flue gas

$$QrLDFg = (MrDFg14)(CpDFg)(TFg14 - Tre)$$

The temperature of air entering the boiler boundary is taken at the inlet of the steam coil air heater (reference temperature). This is done because the heat supplied to the SCAH is from the turbine extraction, which is outside the boundary. The heated air is handled as a heat credit in a later section.

QrLWF Water from fuel loss

The water from fuel loss is calculated from moisture in the flue gas and is intended by the code to include water from water in the fuel and from the combustion of hydrogen in the fuel. The moisture in the flue gas also includes water from sources other than the fuel, such as the wet ash pit loss because that additional water enters the steam generator envelope in liquid form at the

same temperature as the fuel. The moisture in air is subtracted from this and is handled separately because it enters as a vapor with a higher enthalpy.

$$QrLWF = (MrWFg14 - MrWDA)(HWvFg - HWRe)$$

Where:

$MrWDA =$ Mass flow rate of moisture in dry air

The moisture in dry air is calculated using a humidity curve fit equation based on the ambient air temperature and relative humidity. The ambient air temperature is input to the wet bulb and dry bulb temperatures in the equation. This results in the specific humidity at 100 percent relative humidity. Multiplying this by the relative humidity gives the specific humidity.

In order to determine the amount of moisture in dry air, the weight of dry air is determined first using a nitrogen balance. The flue gas components (including nitrogen by subtraction) are known from the assumed data. The oxygen and carbon dioxide readings are in percent volume, so the nitrogen must be converted to a weight basis by multiplying by the ratio of the molecular weights.

$$MFrNFg = \frac{(1 - \frac{DVpCO2}{100} - \frac{DVpO2}{100})(MwN)}{(MwDFg)}$$

Where:

$MFrNFg$ = Mass fraction nitrogen in flue gas

$DVpCO2$ = Percent volume dry carbon dioxide in flue gas

$DVpO2$ = Percent volume dry oxygen in flue gas

MwN = Molecular weight of nitrogen

$MwDFg$ = Molecular weight of dry flue gas

$$MrNFg = (MFrNFg)(MrDFg)$$

Where:

$MrNFg$ = Mass flow rate of nitrogen in flue gas

$MrDFg$ = Mass flow rate of dry flue gas

$$MrDA = \frac{MrNFg}{0.7685}$$

Where:

0.7685 = Weight fraction of nitrogen in dry air

$MrWDA$ = Mass flow rate of moisture air

$$MrWDA = (MFrWDA)(MrDA)$$

Where:

$MFrWDA$ = Mass fraction moisture in dry air (specific humidity)

$MrDA$ = Mass flow rate of dry air

$$QrLWF = (MrWFg14 - MrWDA)(HWvFg - HWRe)$$

QrLAp Wet ash pit loss

This loss is included in the water from fuel loss above.

QrLWDA Loss due to moisture in air

$$QrLWDA = (MrWDA)(HWvFg - HWvRe)$$

Where:

$HWvFg$ = Enthalpy of water vapor in flue gas

$HWvRe$ = Enthalpy of water vapor at reference temperature

QrLUbC Loss due to unburned combustibles in residue

Residue is normally sampled and tested during a BAC test to determine the heat loss due to unburned carbon in the residue. The procedure allows a subjective assessment of the burnout for the period. Normal burnout is expected to be about four percent of the heat input. At 5000 BTU/lb, this amounts to 200 BTU/lb of as-fired waste. The subjective inputs for HHVC are good= 1 (200 BTU/lb), and poor= 2 (400 BTU/lb). It is anticipated that most of the readings will be good.

$$QrLUbC = (HHVC)(MrF)$$

Where:

$HHVC$ = Higher heating value of carbon in residue per pound of as-fired fuel

MrF = Mass flow rate of fuel

QrLCO Loss due to carbon monoxide in flue gas

This loss is small and is included with the unmeasured losses.

QrLRs Loss due to sensible heat of residue

This loss is small and is included with the unmeasured losses.

QrLSrc Loss due to surface radiation and convection

This loss is included with the unmeasured losses.

QrLCw Loss from cooling water

This loss is small and is included with the unmeasured losses.

QrLUm Unmeasured losses

Unmeasured losses are agreed to be equal to 2.5 percent of the as-fired waste HHV. During a conventional BAC test when a boiler is operating optimally with no interruptions, the unmeasured loss is generally around 1.5 percent. The model assumes a loss of 2.5 percent due to the inefficiencies of day-to-day operation, including startup and shutdown times. This is equivalent to 2.5 percent of the resulting outputs plus losses minus credits, calculated as follows:

$$QrLUm = \left(\frac{1}{\left(1 - \frac{2.5}{100}\right)} - 1\right) \times (QrO + QrL - QrB)$$

Where:

QrO = Total heat outputs

QrL = Total heat losses

QrB = Total heat credits

This loss must be calculated after all of the other calculations are made, since it is dependent on the total refuse HHV.

5.3. Heat Credits

Heat credits are heat inputs into the boiler boundary from outside sources. These include the heat in combustion air (since the air is heated from turbine extraction), the moisture in that air, and the sensible heat in refuse.

QrBA Credit due to entering air

The JANAF tables are used to determine the enthalpy of wet combustion air entering the steam coil air heater. When using the JANAF tables, the credit due to entering air is equal to the

sum of the entering dry air and moisture in the air. The enthalpy of entering air is at the reference temperature.

$$QrBA = (MrDA + MrWDA)(HA8 - HA7)(AFr)$$

Where:

$HA8$ = Enthalpy of air at the average air temperature at SCAH outlet

$HA7$ = Enthalpy of air at the average air temperature at SCAH inlet

AFr = Weight fraction heated combustion air

QrBF Credit due to sensible heat in as-fired fuel

$$QrBF = (MrF)\big((CpF)(1 - MFrFW)(TF - TRe) + (MFrFW)(HFW - HWRe)\big)$$

$$= (MrF)((CpF)(1 - MFrFW)(TF - TRe) + (MFrFW)(CpFW)(TF - TRe))$$

Where:

MrF = Mass flow rate of fuel

CpF = Heat capacity of fuel

$MFrFW$ = Mass fraction of moisture in fuel

TF = Temperature of waste fuel

TRe = Reference temperature

HFW = Enthalpy of water at temperature of waste fuel

$HWRe$ = Enthalpy of water at reference temperature

$CpFW$ = Heat capacity of water in fuel

5.4. Refuse HHV

The total heat into the system is the sum of the outputs and losses minus credits, in BTU/hour. The refuse HHV is the total heat into the unit divided by the firing rate in pounds per hour. The resulting HHV is in BTU/lb.

$$Outputs = QrSt32 + QrAxSt$$

$$Losses = QrLDFg + QrLWF + QrLWDA + QrLUbC + QrLUm$$

$$Credits = QrBA + QrBF$$

$$Total\ heat\ input = outputs + losses - credits$$

$$Refuse\ HHV = \frac{Total\ heat\ input\ from\ MSW}{Refuse\ fired}$$

5.5. HHV Calculation – Second Iteration

Based on the calculated HHV of the first iteration using 16 percent moisture in the flue gas, the moisture is adjusted to that calculated from the straight line of moisture vs HHV. The points of the line are 14 percent moisture at 5500 BTU/lb and 18 percent moisture at 4500 BTU/lb. The equation of the line is y = -0.004x + 36, where y is the moisture content and x is the calculated HHV from the first iteration. If desired, the points of this line may be changed and the program will calculate the equation of the resulting line.

The calculations are identical to the first iteration, but use the revised moisture content of the flue gas. Contrary to conventional thinking, when the moisture content is increased (indicating a lower HHV), the HHV will actually increase. This is due to the economizer heat balance, where

moisture has a higher specific heat than flue gas, causing the model to increase the flue gas flow to account for all of the heat captured by the economizer. This causes the HHV to increase.

5.6. Efficiency

An estimate of the boiler efficiency is also reported on the output sheet, and is calculated as:

$$efficiency = \frac{total\ outputs}{total\ outputs + total\ losses} \times \frac{100}{0.99}$$

The factor 0.99 is applied to eliminate the additional one percent unmeasured loss due to inefficiencies of starting up and shutting down a boiler. The estimated boiler efficiency is calculated during times of steady state boiler operation.

6. Nomenclature

6.1. Basic Terms

A = Air

Ap = Ash pit

Ax = Auxiliary

B = Credit

C = Carbon

CO = Carbon monoxide

$CO2$ = Carbon dioxide

Cp = Heat capacity

Cw = Cooling water

D = Dry

E = Efficiency

F = Fuel

Fg = Flue gas

Fr = Fraction

H = Enthalpy

HHV = Higher heating value

$H2O$ = Moisture

L = Loss

M = Mass

Mr = Mass flow rate

Mw = Molecular weight

N = Nitrogen

$O2$ = Oxygen

Qr = Heat transfer rate

Re = Reference

Rs = Residue

Src = Surface radiation and convection

St = Steam

T = Temperature

Ub = Unburned

Um = Unmeasured

V = Volume

Vp = Volume percent

W = Water

Wv = Water vapor

6.2. Combined Terms

This

AFr = Weight fraction heated combustion air

$CpDFg$ = Heat capacity of dry flue gas

CpF = Heat capacity of fuel

$CpFW$ = Heat capacity of water in fuel

$DVpCO2$ = Percent volume dry carbon dioxide in flue gas

$DVpO2$ = Percent volume dry oxygen in flue gas

$FAxE$ = Auxiliary fuel combustion efficiency

$FAxFr$ = Fraction of auxiliary fuel as useful heat input

$FAxV$ = Auxiliary fuel (natural gas) volume in ccf

$HA7$ = Enthalpy of air at the average air temperature at SCAH inlet

$HA8$ = Enthalpy of air at the average air temperature at SCAH outlet

$HFg27$ = Enthalpy of wet flue gas entering economizer

$HFg14$ = Enthalpy of wet flue gas leaving economizer

HFW = Enthalpy of water at temperature of waste fuel

$HHVC$ = Higher heating value of carbon in residue per pound of as-fired fuel

$HHVFAx$ = HHV of natural gas in BTU/cf

$HSt32$ = Enthalpy of steam at main steam outlet

$HWRe$ = Enthalpy of water at reference temperature

$HWvFg$ = Enthalpy of water vapor in flue gas

$HWvRe$ = Enthalpy of water vapor at reference temperature

$HW24$ = Enthalpy of water at economizer inlet

$HW25$ = Enthalpy of water entering desuperheater

$HW27$ = Enthalpy of feedwater out of economizer

$MFrFW$ = Mass fraction of moisture in fuel

$MFrNFg$ = Mass fraction nitrogen in flue gas

$MFrWDA$ = Mass fraction moisture in dry air (specific humidity)

$MFrWFg$ = Mass fraction of moisture in the flue gas

$MrDA$ = Mass flow rate of dry air

$MrDFg14$ = Mass flow rate of dry flue gas at the economizer outlet

MrF = Mass flow rate of fuel

$MrFg$ = Mass flow rate of wet flue gas

$MrNFg$ = Mass flow rate of nitrogen in flue gas

$MrSt46A$ = Mass flow rate of steam for sootblowing

$MrWDA$ = Mass flow rate of moisture in dry air

$MrWFg14$ = Mass flow rate of moisture in the flue gas at the economizer outlet

$MrW24$ = Mass flow rate of water entering the economizer

$MrW25$ = Mass flow rate water entering desuperheater

$MwH2O$ = Molecular weight of moisture

MwN = Molecular weight of nitrogen

$MwCO2$ = Molecular weight of carbon dioxide

$MwO2$ = Molecular weight of oxygen

$MwDFg$ = Molecular weight of dry flue gas

$PSt32$ = Main steam pressure

$QrAxSt$ = Output in auxiliary steam

QrB = Total heat credits

$QrBA$ = Credit due to entering air

$QrBDA$ = Credit due to entering dry air

$QrBF$ = Credit due to sensible heat in as-fired fuel

$QrBWA$ = Credit due to moisture in entering dry air

QrL = Total heal losses

$QrLAp$ = Wet ash pit loss

$QrLCO$ = Loss due to carbon monoxide in flue gas

$QrLCw$ = Loss from cooling water

$QrLDFg$ = Heat loss due to dry flue gas

$QrLRs$ = Loss due to sensible heat of residue

$QrLSrc$ = Loss due to surface radiation and convection

$QrLUbC$ = Loss due to unburned combustibles in residue

$QrLUm$ = Unmeasured loss

$QrLWDA$ = Loss due to moisture in air

$QrLWF$ = Water from fuel loss

QrO = Total heat inputs

$QrSt32$ = Output in main steam

$QrStFAx$ = Heat in steam output from auxiliary fuel (natural gas)

QrW = Heat flow rate in feedwater

$TA8$ = Temperature of air entering boiler (SCAH outlet temperature)

TF = Temperature of waste fuel

$TFg14$ = Flue gas temperature at economizer outlet

$TFg27$ = Flue gas temperature at economizer inlet

TRe = Reference temperature

$TSt32$ = Main steam temperature

$TW24$ = Feedwater temperature

$TW27$ = Economizer outlet water temperature

w$VpH2O$ = Volume percent moisture in flue gas

7. Sample Calculation

Table 4 shows the inputs, reference values and intermediate calculations used in the sample calculation. All of the inputs for the three boilers are the average hourly values for the month as reported by the DCS.

The reference values are as calculated in the model. Enthalpies are derived from the ASME steam tables. The specific humidity is calculated based on the average ambient temperature and humidity.

The intermediate calculations are used to calculate the weighted averages for the three units, based on steam flow, or to convert the input data to the proper units needed for the calculations. The assumptions and constants do not change and are the same as those listed in the above sections.

The sample calculations show primarily the equations and do not contain much of the descriptive information that is contained in the calculations section above. The calculations were done using the computer program, a copy of which is attached to this Schedule.

7.1. Heat Outputs

QrSt32 Output in main steam from MSW

$$QrSt32 = (MrW24)(HSt32 - HW24) - QrStFAx$$

$$QrStFAx = (FAxV)(HHVFAx)(FAxFr)(FAxE)$$

$$= (4{,}688)(1000)(0.8)(0.1)$$

$$QrStFAx = 375{,}045\ BTU/hr$$

$$QrSt32 = (213{,}536)(1379.2 - 210.6) - 375{,}045$$

$$QrSt32 = 249{,}152{,}940\ BTU/hr$$

QrAxSt Output in auxiliary steam

QrSt32 Output in main steam from MSW

$$QrAxSt = (MrSt46A)(HSt32 - HW24)$$

$$= (1818.2)(1379.2 - 210.6)$$

$$QrAxSt = 2{,}124.641\ BTU/hr$$

$$Total\ Outputs = 251{,}277{,}581\ BTU/hr$$

Table 4 – Sample Calculation Data					
Inputs					
Nomen.	**Parameter**	**Unit 1**	**Unit 2**	**Unit 3**	**Total/Wt. Avg.**
-	Feedwater flow, 1000 lb	146,063	109,543	103,775	359,381
TSt32	Main steam temp, ^{o}F	750	750	750	750

PSt32	Main steam pressure, psig	608	609	609	609
TW24	Feedwater temp, ^{o}F	242	236	244	241
TA7	SCAH inlet temp, ^{o}F	85	82	83	84
TA8	SCAH outlet temp, ^{o}F	87	161	161	131
TFg27	Econ. inlet flue gas temp, ^{o}F	862	842	828	866
TFg14	Econ. outlet flue gas temp, ^{o}F	556	562	524	549
TW27	Economizer outlet water temp, ^{o}F	465	483	471	472
-	Hours of operation	664	563	456	1,683
-	Waste fired, tons				69,332

Table 4 **Sample Calculation Data**					
-	Total number of soot blows				102
-	Residue burnout (good = 1, poor = 2)				1
-	Total aux burner gas flow, 10,000 cf				789
-	Relative humidity, percent				66.0

Reference Values		
HARe	Economizer Inlet Wet Flue Gas Enthalpy, BTU/lb	1.6
HA8	Economizer Outlet Wet Flue Gas Enthalpy, BTU/lb	13.1
HFg14	Enthalpy of Wet Flue Gas Leaving Economizer, BTU/lb	114.8
HFg27	Enthalpy of Wet Flue Gas Entering Economizer, BTU/lb	196.8

HSt32	Main Steam Enthalpy, BTU/lb				1379.2
HW24	Feedwater Enthalpy, BTU/lb				210.6
HW27	Economizer Outlet Feedwater Enthalpy, BTU/lb				455.5
HWvFg	Flue Gas Moisture Enthalpy, BTU/lb				1311.6
HWvRe	Reference Vapor Enthalpy, BTU/lb				1098.0
HWRe	Reference Water Enthalpy, BTU/lb				51.5
MFrWDA	Specific humidity, lb moisture per pound of dry air				0.0165
Intermediate Calculations					
MrF	Waste fired, pounds per hour				82,391
-	Total feedwater flow, 000 lb	146,063	109,543	103,775	359,381
MrW24	Feedwater flow, lb/hr				213,536
FAxV	Average aux burner gas flow, cf/hr				4,688
MrSt46A	Sootblowing steam, lb/hr				1818.2
TF	Fuel Temperature, deg. F				83.5
MwDFg	Mol. weight of dry flue gas lb/lb-mol				30.00

7.2. Heat Losses

QrLDFg Dry gas loss

The heat balance around the economizer is determined first.

$$MrFg = \frac{(\mathrm{MrW24})(\mathrm{HW27} - \mathrm{HW24})}{(\mathrm{HFg27} - \mathrm{HFg14})}$$

$$= \frac{(213{,}536)(455.5 - 210.6)}{(196.8 - 114.8)}$$

$$MrFg = 638{,}103$$

$$MFrWFg = \frac{(MwH2O) \times (VpH2O)}{\frac{MwDFg}{100}}$$

$$= \frac{(18) \times (36)}{\frac{30}{100}}$$

$$MFrWFg = 0.096$$

$$MrDFg14 = (\mathrm{MrFg})(1 - \mathrm{MFrWFg})$$

$$= (638{,}103)(1 - 0.096)$$

$$MrDFg14 = 576{,}845\ lb/hr$$

$$MrWFg14 = MrFg - MrDFg14$$

$$= 638{,}103 - 576{,}845$$

$$MrWFg14 = 61{,}258\ lb/hr$$

$$QrLDFg = (MrDFg14)(CpDFg)(TFg14 - TRe)$$

$$= (576{,}845)(0.24)(549 - 83.5)$$

$$QrLDFg = 64{,}387{,}036\ BTU/lb$$

QrLWF **Water from fuel loss**

$$QrLWF = (MrWFg - MrWDA)(HWvFg - HWRe)$$

$$MFrNFg = \frac{\left(1 - \frac{DVpCO2}{100} - \frac{DVpO2}{100}\right)(MwN)}{MWDFg}$$

$$= \frac{\left(1 - \frac{10}{100} - \frac{10}{100}\right)(28)}{30}$$

$$MFrNFg = 0.75$$

$$MrNFg = (\text{MFrNFg})(\text{MrDFg14})$$

$$= (0.75)(576{,}845)$$

$$MrNFg = 430{,}711\ lb/hr$$

$$MrDA = \frac{MrNFg}{0.7685}$$

$$= \frac{430{,}711}{0.7685}$$

$$MrDA = 560{,}457\ lb/hr$$

$$MrWDA = (MFrWDA)(MrDA)$$

$$= (0.0165)(560{,}457)$$

$$MrWDA = 9{,}249\ lb/hr$$

$$QrLWF = (\text{MrWFg} - \text{MrWDA})(\text{HWvFg} - \text{HWRe})$$

$$= (61{,}258 - 9{,}249)(1311.6 - 51.5)$$

$$QrLWF = 65{,}535{,}055\ BTU/hr$$

QrLAp Wet ash pit loss

Included in Unmeasured

QrLWDA Loss due to moisture in air

$$QrLWDA = (\text{MrWDA})(\text{HWvFg} - \text{HWvRe})$$

$$= (9{,}249)(1311.6 - 1098.0)$$

$$QrLWDA = 1{,}976{,}307\ BTU/hr$$

QrLUbC Loss due to unburned combustibles in residue

HHVC: Good = 200; poor = 400

HHVC = 200

$$QrLUbC = (HHVC)(MrF)$$

$$= (200)(82{,}391)$$

$$QrLUbC = 16{,}478{,}194\ BTU/hr$$

QrLCO **Loss due to carbon monoxide in flue gas**

Included in Unmeasured Loss

QrLRs **Loss due to sensible heat of residue**

Included in Unmeasured Loss

QrLSrc **Loss due to surface radiation and convection**

Included in Unmeasured Loss

QrLCw **Loss from cooling water**

Included in Unmeasured Loss

QrLUm **Unmeasured losses**

$$QrLUm = \left(\frac{1}{1 - \frac{2.5}{100}} - 1\right)(QrO + QrL - QrB)$$

$$= \left(\frac{1}{1 - \frac{2.5}{100}} - 1\right)(251{,}277{,}581 + 148{,}376{,}591 - 4{,}279{,}081)$$

$$QrLUm = 10{,}137{,}823\ BTU/hr$$

$$Total\ Losses = 158{,}514{,}414\ BTU/hr$$

7.3. Heat Credits

QrBA Credit due to entering air

$$QrBA = (MrDA + MrWDA)(HA8 - HA7)(AFr)$$

$$= (560{,}457 + 9{,}249)(13.1 - 1.6)(0.65)$$

$$QrBA = 4{,}279{,}081\ BTU/hr$$

QrBF Credit due to sensible heat in as-fired fuel

$$QrBF = (MrF)((CpF)(l - MFrFW)(TF - TRe) + (MFrFW)(HFW - HWRe))$$

$$QrBF = (MrF)((CpF)(l - MFrFW)(TF - TRe) + (MFrFW)(CpFW)(TF - TRe))$$

$$= (82{,}391)((0.3)(1 - 0.25)(83.5 - 83.5) + (0.25)(1.0)(83.5 - 83.5))$$

$$QrBF = 0\ BTU/hr$$

$$Total\ Credits = 4{,}279{,}081\ BTU/hr$$

7.4. Refuse HHV

$$Total\ heat\ input, excluding\ unmeasured\ losses = 395{,}375{,}091\ BTU/hr$$

$$Unmeasured\ losses = 10{,}137{,}091\ BTU/hr$$

$$Total\ heat\ input\ from\ MSW = 405{,}512{,}914\ BTU/hr$$

$$MSWHHV = Total\ heat\ input\ from\ MSW/MrF$$

$$MSWHHV = \frac{(405{,}512{,}914)}{(82{,}391)}$$

$$MSWHHV = 4{,}922\ BTU/lb$$

7.5. Second Iteration

Once the first HHV has been calculated, a second iteration is done using a revised value for moisture in the flue gas. Using equation for moisture based on HHV:

$$y = mx + b$$

Where:

y = flue gas moisture for second iteration

m = slope of line (-0.004)

x = calculated HHV from first iteration (4,922)

b = y-intercept (36)

$$y = (-0.004)(4922) + 36$$

$$y = VpH2O = 16.31\ percent$$

The same equations as above are used with the new flue gas moisture content. The resulting refuse HHV is 4939 BTU/lb.

7.6. Efficiency

The estimated efficiency is calculated as:

$$efficiency = \frac{total\ outputs}{total\ outputs + total\ losses} \times \frac{100}{0.99}$$

$$= \frac{251{,}277{,}581}{251{,}277{,}581 + 159{,}945{,}677} \times \frac{100}{0.99}$$

$$efficiency = 61.7\ percent$$

Note: the total heat loss is taken from that calculated in the second iteration, which is not shown here.

7.7. Sample Calculation Output

The printed output from the model is shown on Table 5.

Table 5 - Sample Model Output

HHV Results for January 2008

Model Inputs	Boiler 1	Boiler 2	Boiler 3	Weighted Average / Total
Total feedwater flow, 1000 lb	146,063	109,543	103,775	359,381
Main steam temp, deg. F	750	750	750	750
Main steam pressure, psig	608	609	609	609
Feedwater temp, deg. F	242	236	244	241
SCAH inlet temp, deg. F	85	82	83	84
SCAH outlet temp, deg. F	87	161	161	131
Average economizer inlet flue gas temp, deg. F	862	842	828	866
Economizer outlet flue gas temp, deg. F	556	562	524	549
Economizer outlet water temp, deg. F	465	483	471	472
Hours of operation	664	563	456	1,683
Waste fired, tons				69,332
Total number of soot blows				102
Residue burnout (good = 1, poor = 2)				1
Total auxiliary burner gas flow, 10,000 cf				789
Ambient air temp, deg. F				83.5
Relative humidity, percent				66.0

Model Output	HHV =	4939	BTU/lb
	BTU/lb	Percent	
Heat Outputs:			
Output in main steam from MSW	3024.0	61.2	
Output in auxiliary steam	25.8	0.5	
Total Heat Outputs	3049.8	61.7	
Heat Losses:			
Dry Gas Loss	779.9	15.8	
Water from Fuel Loss	814.0	16.5	
Loss due to moisture in air	23.9	0.5	
Loss due to unburned combustibles in residue	200.0	4.0	
Unmeasured Losses	123.5	2.5	
Total Heat Losses	1941.3	39.3	
Heat Credits:			
Credit due to entering air	51.8	1.0	
Credit due to sensible heat in as-fired fuel	0.0	0.0	
Total Heat Credits	51.8	1.0	
Refuse HHV = Outputs + Losses - Credits	4939	100.0	
Approximate Efficiency		61.7	Percent

SCHEDULE 5

ADJUSTMENT FACTOR

The Adjustment Factor for Billing Year “n” shall be the greater of 1.0 or the number determined as follows:

	0.60	x	Labor Index for Billing Year "n" divided by the Labor Index for the fourth quarter of Billing Year “n-1”
Plus	0.40	x	Machinery and Equipment Index for Billing Year "n" divided by Machinery and Equipment Index

Where:

(a) The index for any Billing Year is the index published for June, or the second quarter of the preceding year, as applicable.

(b) The Labor Index is the Employment Cost Index, Wages and Salaries. Private Industry, Installation, Maintenance and Repair, Series ID CIU2010000430000I, published quarterly by the U.S. Department of Labor, Bureau of Labor Statistics.

(c) The Machinery and Equipment Index is the Producer Price Index - Commodities, Machinery and Equipment. General Purpose Machinery and Equipment, Series ID WPU 114 published monthly by the U.S. Department of Labor, Bureau of Labor Statistics.

If. at the commencement of any Billing Year, any index is not available for the above stated month or quarter, the most recently published value of such index shall be utilized to estimate the Adjustment Factor for each Billing Month in such Billing Year until such time that all of the above stated indices are available for the above stated month or quarter. When all of the above stated indices are available for the above stated month or quarter, the final Adjustment Factor shall be calculated for such Billing Year, and all Billing Months in such Billing Year where the estimated

Adjustment Factor was used will be adjusted using the final Adjustment Factor, and the Contractor shall submit an invoice for either (i) an additional payment to the Contractor by the County to correct for underpayments, or (ii) a credit to the County to correct for overpayments. The final Adjustment Factor shall be used for all the remaining Billing Months in such Billing Year.

If any index defined above shall not be determined and published or if any index as it is construed on the Proposal Date is thereafter substantially changed, there shall be substituted for such index another index which is determined and announced on a basis substantially similar to the index being replaced as shall be mutually agreed upon by the County and the Contractor. If one or more indices are substituted due to the preceding sentence, (i) the base indices (the denominator for each index) used in this Schedule 5 in the Fiscal Year the substitution is made, and all subsequent Fiscal Years, shall be changed to the value from the second quarter or June , as the case may be, for the Fiscal Year prior to the Fiscal Year the substitution is being made, and (ii) the amount in the definition of the Processing Fee in the Service Agreement shall be changed to an amount equal to the Processing Fee that was in effect in the Fiscal Year prior to such substitution.

SCHEDULE 6.

REPORTING REQUIREMENTS

1. Daily Report

The Contractor shall prepare a Daily report which shall be submitted electronically to the County and the Consulting Engineer in email format every Day. The Daily report shall include:

a) the current and next day projected operating status of each boiler and turbine generator,

b) the reason or purpose and anticipated duration for any scheduled or unscheduled Equipment downtime,

c) the estimated inventory of the Pit,

d) a discussion of whether the need for diversion of waste may be required within the next two (2) Days, and

e) the time of scheduled inspections of the Equipment or Facility or both. if any, for the current and next day.

2. Weekly Report

The Weekly report prepared and submitted by the Contractor pursuant to Section 5.1 of the Service Agreement shall include at least the following sections and information.

2.1. Calculation to Determine the Estimated Pit Inventory of Processible Waste

The Contractor shall include in the Weekly report a summary of the daily operating data for the prior week and month to date totals and such Weekly data shall be submitted in a spreadsheet format acceptable to the County's Authorized Representative. A final report containing this information shall be prepared at the end of each month. The data, which shall include daily, weekly and monthly totals, shall be summarized in a spreadsheet format and include the following at a minimum:

a) Solid Waste received (Tons)

b) Nonprocessible Waste received and rejected (Tons)

c) Net Processible Waste received (Tons)

d) Pit inventory of Processible Waste as provided for in Section 1.2 of this Schedule 6 (Tons)

e) Estimated Processible Waste Processed (Tons)

f) Total steam generation for each boiler (thousands of pounds)

g) Pounds of steam per pound of Processible Waste Processed

h) Average steam capacity utilization (actual average hourly steam generation divided by design steam generation) for each boiler (percent)

i) Boiler feed water makeup (thousands of pounds)

j) Pounds of boiler feedwater makeup per pound of steam (percent)

k) Gross electricity generation for each turbine-generator (MWH)

l) Net electricity generation for each turbine-generator (MWH)

m) Average steam rate (turbine throttle steam divided by gross kWh) for each turbine-generator (pounds of steam per kWh)

n) Total Facility electricity usage (MWH)

o) Total net electricity sold (MWH)

p) Gross kWh/Ton of Processible Waste Processed (kWh/Ton)

q) Net kWh/Ton of Processible Waste Processed (kWh/Ton)

r) Total scheduled downtime and total unscheduled downtime for each boiler and for each turbine-generator (hours)

s) On-line availability (actual operating hours divided by total hours) for each boiler and each turbine-generator (percent)

t) Cold iron outage hours (hours)

u) Total Residue (Residue plus metals) generated (Tons)

v) Residue (total Residue less metals) (Tons)

w) Tons of total Residue per Ton of Processible Waste Processed (percent)

x) Downtime hours for the main Residue conveying system (hours)

y) Ferrous Metals hauled away from the Facility (Tons)

z) Tons of Ferrous Metals per Ton of Processible Waste Processed (percent)

aa) Tons of Ferrous Metals per Ton of total Residue (percent)

bb) Downtime hours for the Ferrous Metal removal system (hours)

cc) Non-Ferrous Metals hauled away from the Facility (Tons)

dd) Tons of Non-Ferrous Metals per Ton of Processible Waste Processed (percent)

ee) Tons of Non-Ferrous Metals per Ton of total Residue (percent)

ff) Downtime hours for the Non-Ferrous Metal removal system (hours)

gg) The date(s) and number of hours during such date(s) that the Residue bypassed the plus five (5) inch separation system (date(s) and hours)

hh) Reagent delivery amounts for Carbon, Lime and Urea

ii) Average carbon feed rate for each boiler (pounds per hour)

jj) Actual carbon usage (pounds per Ton of Processible Waste Processed)

kk) Average lime slurry feed rate for each boiler (gallons per minute)

ll) Average lime slurry specific gravity

mm) Actual pebble lime usage (pounds per Ton of Processible Waste Processed)

nn) Average urea feed rate for each boiler (gallons per hour)

oo) Actual urea usage (gallons per Ton of Processible Waste Processed)

pp) Electricity purchased (kWh) and maximum demand (MW)

qq) Natural gas used (therms)

rr) Potable Water used for Process Water (gallons)

ss) Reclaimed Water used (gallons)

tt) Total Process Water (Potable Reclaimed and Pond A) (gallons)

uu) Total Process Water used per Ton of Processible Waste Processed

vv) Wastewater discharged (gallons)

ww) Wastewater discharged per Ton of Processible Waste Processed

xx) Block twenty-four (24) hour average CEM data for NOx, SO2 (inlet and outlet), corrected to 7%O2 (ppm).

yy) SDA outlet temperature

zz) Block four (4) hour average CEM data for CO2, corrected to 7% O2 (ppm)

aaa) Block eight (8) hour average CEM data for carbon feed rate

bbb) Waste delivery truck breakdowns. spills of substances that required cleanup and like occurrences on the tipping floor or entrance or exit roadways that resulted in lengthening waste delivery truck tum-around times (the date. time and duration of each occurrence shall be reported)

2.2. Calculation to Determine the Estimated Pit Inventory of Processible Waste

The Contractor shall include in the Weekly report a calculation of the estimated Pit inventory that reflects the estimated quantity of Processible Waste in the Pit prior to receipt of deliveries each Monday (or Tuesday if the preceding Monday is a Legal Holiday). The Contractor shall submit a protocol for estimating the Tons of Processible Waste in the Pit based on the volume

and density of the Processible Waste to the County's Authorized Representative for review and approval.

The Contractor shall provide the County with a Weekly data table listing the estimated Processible Waste elevation at the front and rear of each tipping bay in the Pit and a 3-D column chart depicting the front and rear Processible Waste elevations by tipping bay. The elevations of the tipping floor and top of the Pit walls shall be shown on the column chart for reference purposes. Processible Waste elevations shall be reported in feet above the bottom of the Pit. If any Processible Waste is being stored on the tipping floor at the time the inventory is made, the location and estimated quantity of such Processible Waste shall also be reported. This section shall be submitted in an electronic format acceptable to the County's Authorized Representative.

3. Monthly Report

The Monthly Report prepared and submitted by the Contractor pursuant to Section 5.1 of the Service Agreement shall include at least the following sections and information. It is recognized that the data supplied in each Monthly Report may differ from invoices for billings and revenues since many of those items are not read at the beginning and end of each Month. The Monthly Report shall be submitted in electronic form acceptable to the County's Authorized Representative.

3.1. <u>Monthly Operating Data</u>

a) The Contractor shall include in the Monthly Report a summary of operating data from Part 2.1 of this Schedule for the prior Billing Month. The data shall include Monthly totals, Billing Year-to-date totals and twelve (12)-month rolling averages for the items specified below, plus the estimated heating value of Processible Waste (Btu/pound Processible Waste Processed) and shall be provided in a tabular format. The Contractor

shall also provide CEMS data required for GHG reporting, including carbon dioxide and air flow measurements for each boiler, reported on an Hourly basis, for each Month.

b) Estimated Processible Waste Processed (Tons)

c) Total steam generation for each boiler (thousands of pounds)

d) Boiler feedwater makeup for each boiler (thousands of pounds)

e) Pounds of steam per pound of Processible Waste Processed

f) Average steam rate (turbine throttle steam divided by gross electricity) for each turbine-generator (pounds of steam per kWh)

g) Total net electricity sold (MWH)

h) Gross kWh/Ton of Processible Waste Processed (kWh/Ton)

i) Net kWh/Ton of Processible Waste Processed (kWh/Ton)

j) On-line availability (actual operating hours divided by total hours) for each boiler and each turbine-generator (percent)

k) Calculated HHV (Btu/pound)

l) Tons of total Residue per Ton of Processible Waste Processed (percent)

m) Tons of Ferrous Metals per Ton of Processible Waste Processed (percent)

n) Tons of Non-Ferrous Metals per Ton of Processible Waste Processed (percent)

o) Average carbon feed rate for each boiler (pounds per hour)

p) Actual pebble lime usage (pounds per Ton of Processible Waste Processed)

q) Actual urea usage (gallons per Ton of Processible Waste Processed)

r) Natural gas used (therms) in each

3.2. Monthly Operations Status

The Contractor shall include in the Monthly Report for each Billing Month, the following information at a minimum:

a) Description of all scheduled and unscheduled outages during the reporting period for the boilers, turbine-generators and metal recovery equipment including unit identification, start date, outage duration and a detailed description of the reason for each outage.

b) Description of any partial or total shutdowns for maintenance and Repair or Replacement anticipated during the next three (3) Billing Months.

c) Description of any Repair or Replacement performed to Equipment, the Facility or the Facility Site, or any or all of the foregoing during the reporting period including any deficiencies identified by the County's Authorized Representative or the Consulting Engineer, or both, in accordance with Section 6 of the Service Agreement.

d) Provide the number of PM and corrective work orders completed each month as well as the number of PM work orders remaining open.

e) Description of all environmental testing conducted during the reporting period including air emission, CEM and Residue tests, or other required monitoring or any and all of the foregoing that are anticipated to be performed during the next three (3) Billing Months.

f) Description of any regulatory or insurance inspections and any inspections of major equipment performed by the Contractor or outside party during the reporting period.

g) Description of any major safety issues during the reporting period including all OSHA accidents.

h) Processible Waste higher heating value (HHV) for the reporting period calculated in accordance with Schedule 4 of the Service Agreement including the calculation worksheet and the Daily data used as input to the calculation.

i) Spare 13.8 kV transformer maintenance log (and the annual maintenance log for the month in which annual maintenance was performed on such transformer).

j) The date(s) on which Processible Waste was turned over in the Pit or standing water was removed from the Pit, or both, if any, pursuant to Section 7.1.3 of the Service Agreement.

k) The dates and descriptions of any reportable air quality violations and Process upsets.

l) The Punch List Items that were Cured during the reporting period shall be listed.

4. Environmental Reports

The Contractor shall provide copies of all environmental test or compliance reports, or both, required to be submitted to any regulatory agency or insurance company to the County's Authorized Representative and the Consulting Engineer for review and approval in accordance with Sections 3.6, 3.7 and ll.3 of the Service Agreement. If the regulatory agency or insurance company must be notified immediately, the County's Authorized Representative shall also be notified immediately. The Contractor shall also provide copies of any correspondence to or from any regulatory agency or insurance company to the County's Authorized Representative and the Consulting Engineer in a timely manner.

5. Other Technical Data

The Contractor shall provide copies of all technical data, reports and certificates associated with the inspection, Repair or Replacement, maintenance or certification of Facility components, or any or all of the foregoing, to the County's Authorized Representative and the Consulting Engineer upon issuance of the data, report or certifications. This shall include, but not be limited to, ultrasonic thickness (UT) data, boiler hydro test reports, outage reports, vendor and insurance inspection reports, electrical test data, boiler certifications, etc.

6. Maintenance Records

The Contractor shall provide copies of preventive maintenance and Repair or Replacement work orders completed each Month in digital format such that the data may be uploaded to the County's asset management system. Alternatively, the Contractor may provide the County with access to its work management system.

7. Annual Processing Projection

Each year, on or before October 1, the Contractor shall provide the County with an outage schedule for the forthcoming calendar year. The schedule shall include planned outages for each boiler and each turbine generator, including the start date and scheduled duration of each outage. The Contractor shall also provide a monthly forecast for the forthcoming calendar year with an estimate of tons that will be processed and electricity generated each month. The Contractor shall make the County aware of any change to the annual outage schedule and forecast upon becoming aware of the need for such change.

8. Outage Reports

The Contractor shall make available to the County, within thirty (30) days after the completion of each major and minor scheduled boiler or turbine-generator outage, a written summary of any work performed during the scheduled maintenance outage that includes a detailed description of the as-found condition of the unit(s) and the work performed during the outage, including the actual start and end of the outage plus any pertinent information related to the maintenance work.

9. Extended Maintenance Plan Projects

The Contractor shall provide a detailed summary of all ongoing EMP projects that includes, but not limited to, the Scope of Work completed, updated schedule, upcoming tasks for the next month, and any known issues.

SCHEDULE 7.

UTILITY AND REAGENT UTILIZATION ALLOWANCES

1. Maximum Utility Utilization Allowances

The Contractor shall be responsible for payment for all utilities and reagents utilized in excess of the Maximum Utility Utilization Allowances provided herein. Allowances to be tracked monthly (consistent with Schedule 5 and Section 8.6.2.5)

a) **Process Wastewater:** The Process Wastewater Utilization Allowance is one hundred (100) gallons of Process Wastewater per Ton of Processible Waste Processed discharged to the sanitary sewer during a Billing Year.

b) **Natural Gas:** The Natural Gas Utilization Allowance is eight hundred thousand (1,200,000) therms, as corrected by the natural gas supplier to the base heating value, of natural gas during a Billing Year.

c) **Purchased Electricity:** The Purchased Electricity Utilization Allowance is three hundred sixty thousand (360,000) kilowatt-hours of purchased electricity during a Billing Year.

2. Maximum Reagent Utilization Allowances

a) **Pebble Lime:** The Pebble Lime Utilization Allowance for the Facility is twenty (20) pounds of Pebble Lime (CaO – 90% reactive) per Ton of Processible Waste Processed during a Billing Year.

b) **Urea:** The Urea Utilization Allowance for the Facility is five tenths (0.50) of a gallon of Urea per Ton of Processible Waste Processed during a Billing Year.

c) **Carbon:** The Carbon Utilization Allowance for the Facility is 110 percent of the "hourly feed rate" or sixty-six hundredths (0.66) of a pound of carbon per

Ton of Processible Waste Processed during a Billing Year provided, however, that if more than sixty-six hundredths (0.66) of a pound of carbon per Ton of Processible Waste is demonstrated to be required to meet the applicable emission limits, then the rate used during the dioxin compliance test shall govern until the next dioxin compliance test. For the purposes of this provision, "hourly feed rate" shall mean the activated carbon feed rate per boiler operating hour as demonstrated during the most recent dioxin compliance test.

SCHEDULE 8.

FORM OF PERFORMANCE BOND

BOND NO. US007711

PERFORMANCE BOND

KNOW ALL MEN BY THESE PRESENTS: THAT FCC Environmental Services, LLC ,as Principal, and Euler Hermes North America Insurance Company ,as Surety, located at 100 International Drive 22nd FL Baltimore MD 21202, USA (Business Address) are held and firmly bound unto Pinellas County Board of County Commissioners, Pinellas County, Florida, as Obligee, in the sum of Fifteen Million and 00/100 ($15,000,000.00) for payment whereof we bind ourselves, our heirs, executors, personal representatives, successors and assigns jointly and severally.

WHEREAS, Principal has entered into the Service Agreement dated September 12, 2025 (the "Agreement"), with Obligee for the management, operation, repair and maintenance of the Facility (as defined in the Agreement).

THE CONDITIONS OF THIS PERFORMANCE BOND is that if Principal:

1. Performs the Agreement in accordance with and in the manner prescribed in the Agreement; and

2. Pays Obligee to the extent provided in the Agreement any and all losses, damages, costs and attorneys' fees that Obligee sustains because of any default by Principal under Agreement, including, but not limited to, any damages, whether liquidated or actual, incurred by Obligee; and

3. Performs all Work (as defined in the Agreement), then this Performance Bond is void; otherwise it remains in full force and effect through September 12, 2026 (date).

Any changes in or under the Agreement and compliance or noncompliance with any formalities with the Agreement or any such changes do not affect Surety's obligation under this Performance Bernd.

The Surety, for value received, hereby stipulates and agrees that no changes, extensions of time, alterations or additions to the terms of the Agreement or the Work to be performed thereunder, or the specifications referred to therein, shall in any way affect its obligation under this Performance Bond, and it does hereby waive notice of any such changes. extensions of time, alterations or additions to the terms of the Agreement or the Work.

This instrument shall be construed in all respects as a common law bond. It is expressly understood that the time provisions and statute of limitations under Section 255.05 Florida Statutes shall not apply to this Performance Bond.

In no event shall the Surety be liable in the aggregate to Obligee for more than the penal sum of this Performance Bond regardless of the number of suits that may be filed by the Obligee.

Notwithstanding the provisions of the Contract, the term of this bond shall apply from 12th day of September, 2025, until 12th day of September, 2026, and may be extended by the Surety by Continuation Certificate. However, neither nonrenewal by the Surety, nor the failure or inability of the Principal to file a replacement bond in the event of nonrenewal, shall itself constitute a loss to the oblige recoverable under this bond or any renewal or continuation thereof. The liability of the Surety under this bond and all continuation certificates issues in connection therewith shall not be cumulative and shall in no event exceed the amount as set forth

in this bond or in any additions, riders, or endorsements, properly issued by the Surety as supplements thereto.

[Signature Page Follows]

IN WITNESS WHEREOF, the above bounded parties have executed this instrument this 12th day of September, 2025, the name of each party being affixed and these presents duly signed by its undersigned representative, pursuant to authority of its governing body.

Signed, sealed and delivered
In the presence of:

Witness as to Principal

PRINCIPAL:

FCC Environmental Services, LLC

By: _____
(Authorized Signature)

Name: Johannes P. Spalek
Title: CFO

Business Address:
460 Wildwood Forest Dr Ste 160N

Spring, TX 77380

STATE OF Texas

COUNTY OF Montgomery

The foregoing instrument was acknowledged before me this 15 day of September, 2025 ~~2014~~, by Johannes P. Spalek of Spring, Texas, a CFO, on behalf of FCC Environmental Services. He / she is personally known to me or has produced Identification (Type of Identification Produced VISA) and who did (did not) take an oath.

YVETTE TAYLOR ROSALES
Notary Public, State of Texas
Comm. Expires 08-14-2029
Notary ID 135528275

(Notary Signature)
Print Name:

Commission Number: 135528275

My Commission expires: 8/14/2029

Schedule 8-4

SURETY:

Euler Hermes North America Insurance Company

Witness as to Surety

By: _____
(Authorized Signature)

Name: _____
Title: _____

Business Address:

_____

_____

OR

Witness as to Attorney in Fact
Anne Potter

By: _____
Name: Francesca Kazmierczak
Title: Attorney in Fact
(Attach Power of Attorney)
Business Address: One Liberty Plaza, 165 Broadway, 33rd Fl., New York, NY 10006

Telephone Number: 212-441-2096

STATE OF New Jersey

COUNTY OF Middlesex

The foregoing instrument was acknowledged before me this 12th day of September, 2025 by Francesca Kazmierczak, of New York, NY, a Attorney-in-Fact, on behalf of Euler Hermes North America Insurance Company. He/she is personally known to me or has produced Identification (Type of Identification Produced Personally Known) and who did (did not) take an oath.

(Notary Signature)
Print Name:
Frances A Rodriguez, Notary Public
Commission Number:
50075555

FRANCES A RODRIGUEZ
Notary Public, State of New Jersey
Comm. # 50075555
My Commission Expires 1/23/2028

My Commission expires: 01/23/2028

PAYMENT BOND

BOND NO. US007711

BY THIS PAYMENT BOND, We, FCC Environmental Services, LLC, thereinafter called the "Principal" and Euler Hermes North America Insurance Company, hereinafter called the "Surety", located at 100 International Drive 22nd FL, Baltimore, MD 21202, a surety insurer chartered and existing under the laws of the State of and authorized to do business in the State of Florida, are held and firmly bound unto Pinellas County Board of County Commissioners, Pinellas County (hereinafter called the "Owner") in the sum of Fifteen Million and 00/100 ($15,000,000.00), for payment of which we bond ourselves, our heirs, our personal representatives, our successors and our assignees, jointly and severally.

WHEREAS, Principal and Owner have entered into the Agreement dated, September 12, 2025 for the design, construction, installation, testing and acceptance of each Project (as defined in the Agreement) under the Agreement being made a part of this Payment Bond by this reference.

NOW, THEREFORE, THE CONDITION OF THIS PAYMENT BOND IS THAT IF THE PRINCIPAL:

1. Shall promptly make payments to all claimants as defined in Section 255.05(1), Florida Statues, supplying the Principal with labor, materials or supplies, as used directly or indirectly by the Principal in the prosecution of the Work provided for in the Agreement through 09/12/2026 (date).

2. Shall pay the Owner, to the extent provided in the Agreement, for all losses, damages, expense, costs and attorneys' fees, including those resulting from appellate proceedings, that the Owner sustains because of a default by the principal in contravention of the Agreement in regard to payment for such labor, materials, or supplies furnished to the Principal; then this Payment Bond is void; otherwise this Payment Bond remains in full force and effect.

BE IT FURTHER KNOWN:

1. Any changes in or under the Agreement and compliance or noncompliance with any formalities connected with said Agreement or alterations which may be made in the terms of said Agreement, or in the Work to be done under it, or giving by the Owner of any extension of time for the performance of said Agreement, or any other forbearance on the part if the Owner of Principal to the other, shall not in any way release the Principal and the Surety or either of them, their heirs, personal representatives, successors or assigned from liability hereunder, notice to the Surety of any such changes, alternations, extensions or forbearance being here waived.

2. Certain claimants seeking the protection of this Payment Bond must timely comply with the strict requirements set forth in Section 255.05, Florida Statues, including notice and time limitation provisions in Section 255.05(2) and as otherwise provided by law.

[Signature Page Follows]

THIS PAYMENT BOND DATE THE 12th day of September, 2025 (the date of issue by the Surety or by the Surety's agent and the date of such agent's power of attorney).

Signed, sealed and delivered
In the presence of:

Witness as to Principal

PRINCIPAL:

FCC Environmental Services, LLC

By: _____
(Authorized Signature)

Name: Johannes P. Spalek
Title: CFO

Business Address:
460 Wildwood Forest Dr Ste 160N

Spring, TX 77380

STATE OF Texas

COUNTY OF Montgomery

The foregoing instrument was acknowledged before me this 15 day of September, 2025, by Johannes P Spalek of Spring, Texas, a CFO, on behalf of FCC Environmental Services LLC. He / she is personally known to me or has produced Identification (Type of Identification Produced VISA) and who did (did not) take an oath.

YVETTE TAYLOR ROSALES
Notary Public, State of Texas
Comm. Expires 08-14-2029
Notary ID 135528275

(Notary Signature)
Print Name: Yvette Taylor Rosales

Commission Number: 135528275

My Commission expires: 8-14-2029

SURETY:

Euler Hermes North America Insurance Company

Witness as to Surety

By: _____
(Authorized Signature)

Name: _____
Title: _____

Business Address:

_____

_____

OR

Witness as to Attorney in Fact
Anne Potter

By: _____
Name: Francesca Kazmierczak
Title: Attorney in Fact
(Attach Power of Attorney)
Business Address: One Liberty Plaza, 165 Broadway, 33rd Fl., New York, NY 10006

Telephone Number: (212) 441-2096

STATE OF New Jersey

COUNTY OF Middlesex

The foregoing instrument was acknowledged before me this 12th day of September, 2025, by Francesca Kazmierczak, of New York, NY, a Attorney-in-Fact, on behalf of Euler Hermes North America Insurance Company. He/she is personally known to me or has produced Identification (Type of Identification Produced Personally Known) and who did (did not) take an oath.

(Notary Signature)
Print Name:
Frances A Rodriguez
Commission Number:
50075555

FRANCES A RODRIGUEZ
Notary Public, State of New Jersey
Comm. # 50075555
My Commission Expires 1/23/2028

My Commission expires: 01/23/2028

Allianz

Allianz Trade

EULER HERMES NORTH AMERICA INSURANCE COMPANY
100 International Drive, 22nd Floor • Baltimore, Maryland 21202

The number of persons authorized by this Power of Attorney is not more than: 10

POWER OF ATTORNEY

KNOW ALL MEN BY THESE PRESENTS: That EULER HERMES NORTH AMERICA INSURANCE COMPANY (EULER HERMES), a corporation organized and existing under the laws of the state of Maryland, does hereby nominate, constitute, and appoint the person or persons named below, each individually if more than one is named, its true and lawful attorney-in-fact, for and in its name, place, and stead to execute on behalf of EULER HERMES, as surety, any and all bonds, undertakings, and contracts of suretyship, or other written obligations in the nature thereof; provided that the liability of EULER HERMES on any such bond, undertaking, or contract of suretyship executed under this authority shall not exceed the limit stated below.

NAME	ADDRESS	LIMIT OF POWER
Sandra Diaz; Valorie Spates; Vilma Gonzalez Jennifer L. Jakaitis; Francesca Kazmierczak Aklima Noorhassan; Anne Potter; Frances Rodriguez Susan A. Welsh; Beverly A. Woolford	One Liberty Plaza 165 Broadway, 33rd Floor New York, NY 10006	Unlimited

This Power of Attorney revokes all previous powers issued on behalf of the attorney(s)-in-fact named above.

IN WITNESS WHEREOF, EULER HERMES has caused these presents to be signed and attested by its appropriate officers and its corporate seal hereunder affixed this 1st day of December, 20 23.

Euler Hermes North America Insurance Company CORPORATE SEAL 2003 MARYLAND

James Daly, President and CEO-The Americas

Nicholas P. Verna II, Senior Vice President and Regional Head of Surety and Guarantee, Americas

State of Maryland, County of Baltimore

On this 1st day of December, 20 23, before me personally appeared Nicholas P. Verna II, to me known, being duly sworn, deposes and says that he resides in Southeastern, PA; that he is Senior Vice President and Regional Head of Surety and Guarantee, Americas of Euler Hermes North America Insurance Company, the Company described herein and which executed the above instrument; that he know the seal of EULER HERMES; that the seal affixed to said instrument is such corporate seal; that it was so affixed by authority of the Board of Directors of EULER HERMES; and that he signed his name thereto by like authority.

MORGAN A. YANKOSKY COMMISSION EXPIRES NOTARY PUBLIC

Notary Public

Notarial Seal

This Commission Expires February 2, 2026

This Power of Attorney is granted by authority of the following resolutions adopted by the Board of Directors of EULER HERMES NORTH AMERICA INSURANCE COMPANY (Company) by unanimous consent on October 1, 2015.

RESOLVED: That the President, Executive Vice President, Senior Vice President, Vice President, Secretary, and Assistant Vice Secretary, be and hereby are authorized from time to time to appoint one or more Attorneys-in-Fact to execute on behalf of the company, as surety, and any and all bonds, undertakings and contracts of suretyship, or other written obligation in the nature thereof; to proscribe their respective duties and all respective limits of their authority; and to revoke any such appointment at any time.

RESOLVED FURTHER: That the Company seal and signature of the aforesaid officers and may be affixed by facsimile to any Power of Attorney given for the execution of any bond, undertaking, contract of suretyship, or other written obligations in the nature thereof, such signature and seal when so used being hereby adopted by the Company as the original signature of such officer and the original seal of the Company, to be valid and binding upon the Company with the same force and effect as thought manually affixed.

CERTIFICATION

I, Nicholas P. Verna II, Senior Vice President and Regional Head of Surety & Guarantee, Americas of EULER HERMES NORTH AMERICA INSURANCE COMPANY, do hereby certify that the foregoing Power of Attorney and the Resolutions of the Board of Directors of October 1, 2015, have not been revoked and are now in full force and effect.

Signed and sealed this 12th day of September, 20 25.

Euler Hermes North America Insurance Company CORPORATE SEAL 2003 MARYLAND

Nicholas P. Verna II, Senior Vice President and Regional Head of Surety and Guarantee, Americas

Euler Hermes North America Insurance Company and its affiliated debt collection company are part of the Allianz group and market their products and services using the 'Allianz Trade' trademark.

Allianz

Allianz Trade

EULER HERMES NORTH AMERICA INSURANCE COMPANY

Statutory Statements of Admitted Assets, Liabilities, and Policyholders' Surplus

Statutory Basis at December 31, 2024

(In thousands, except share data)

Admitted Assets		**2024**
Bonds	$	831,829
Common stocks		7,147
Cash and cash equivalents		54,392
Other investments		31,765
Total cash and invested assets		925,133
Premiums receivable		149,924
Reinsurance recoverable on paid losses		29,554
Reinsurance receivable profit commissions		10,528
Accrued investment income		5,701
Federal income tax recoverable		4,122
Net deferred tax assets		25,167
Electronic data processing equipment and software, net		750
Receivable from parent, subsidiaries, and affiliates		24,291
Other admitted assets		17,375
Total admitted assets	$	1,192,545
Liabilities and Policyholders' Surplus		
Liabilities:		
Unpaid losses and loss adjustment expenses	$	333,180
Unearned premiums		247,686
Premium taxes, licenses, and fees		4,927
Provision for reinsurance		427
Ceded reinsurance premiums payable		39,261
Reinsurance payable on paid losses		19,325
Payable to parent, subsidiaries, and affiliates		55,951
Accounts payable and accrued expenses		93,569
Funds held under reinsurance agreements		52,330
Total liabilities		846,656

Euler Hermes North America Insurance Company and its affiliated debt collection company are part of the Allianz group and market their products and services using the 'Allianz Trade' trademark.

Allianz

Allianz Trade

Policyholders' surplus:		
Common stock – par value $10 per share. Authorized, issued, and outstanding shares 250,000		2,500
Gross paid-in and contributed surplus		13,167
Unassigned surplus		330,222
Total policyholders' surplus		345,889
Total liabilities and policyholders' surplus	$	1,192,545

Louise Jordan, being duly sworn, affirms that she is the Chief Financial Officer of Euler Hermes North America Insurance Company, and that to the best of her knowledge and belief, the foregoing statement is a true and correct statement of financial condition of said Company as of December 31, 2024.

Subscribed and sworn to before me this 3RD day of JUNE 2025

Notary Public

KIMBERLY HATCHER NOTARY PUBLIC EXPIRES: 10-30-2028 BALTIMORE CITY, MD

Louise Jordan, SVP & CFO

Euler Hermes North America Insurance Company and its affiliated debt collection company are part of the Allianz group and market their products and services using the 'Allianz Trade' trademark.

State of Florida
Department of State

I certify from the records of this office that EULER HERMES NORTH AMERICA INSURANCE COMPANY is a Maryland corporation authorized to transact business in the State of Florida, qualified on October 6, 1941.

The document number of this corporation is 805416.

I further certify that said corporation has paid all fees due this office through December 31, 2023, that its most recent annual report/uniform business report was filed on July 19, 2023, and that its status is active.

I further certify that said corporation has not filed a Certificate of Withdrawal.

Given under my hand and the Great Seal of the State of Florida at Tallahassee, the Capital, this the Nineteenth day of July, 2023

Secretary of State

Tracking Number: 9999554960CR

To authenticate this certificate,visit the following site,enter this number, and then follow the instructions displayed.

https://services.sunbiz.org/Filings/CertificateOfStatus/CertificateAuthentication

SCHEDULE 9.

FORM OF IRREVOCABLE LETTER OF CREDIT

_____, 2026

Amount:_____(U.S. $_____) Letter of Credit No. _____

Account Party:_____("Contractor")

Payee: Pinellas County, Florida

Attn:

Gentlemen:

At the request and on instructions of _____ ("Contractor"), _____ ("Issuing Bank") hereby establishes in favor of Pinellas County, Florida (the "County") this Irrevocable Letter of Credit ("LOC") in the aggregate amount of _____ DOLLARS ($ _____). We understand this LOC is furnished in connection with and pursuant to the Service Agreement dated _____, 2025 (the "Service Agreement"), pursuant to which the Contractor has agreed to manage, operate and maintain the Facility (as defined in the Service Agreement) and has further agreed to secure its performance obligations thereunder, in part, by this Letter of Credit. Except as otherwise defined herein, capitalized terms used herein shall have the meanings set forth in the Service Agreement.

All demands for payment hereunder may be made in whole or in part from time to time by presentation to the Issuing Bank of one or more drafts at sight, each of which shall be in the form of Exhibit A attached hereto, accompanied by a certificate signed by an officer of the County (or one describing himself/herself therein as such) in the form of Exhibit B attached hereto.

All demands for payment hereunder, together with any documents presented to Issuing Bank in connection therewith, as well as all notices and other communications to Issuing Bank in

respect of this LOC, shall be in writing, shall make specific reference to this LOC by number. and shall be addressed and presented or personally delivered to the Issuing Bank, Address: _____, Attn _____. with copies to: (i) _____. Attn: _____ and (ii)_____, Attn: _____. Such documents, notices. and other communications shall be personally delivered or mailed by registered mail to Issuing Bank. Issuing Bank reserves the right to change the address for notices hereunder by delivering written notice of any such change to the County at the address above.

Conforming draft and certificates presented to and received by the Issuing Bank before 12:00 noon on any Business Day will be paid that Day.

THE MAXIMUM LIABILITY OF THE ISSUING BANK UNDER THIS LOC IS EXPRESSLY LIMITED TO AND SHALL NOT EXCEED THE SUM OF.

_____ DOLLARS($ _____)

This LOC is irrevocable and shall expire upon (and may not be modified or terminated by the Issuing Bank prior to_____(DATE).

This LOC shall become null and void and be of no further force and effect upon the earlier to occur of (i) the Issuing Bank's payment in full of its obligations hereunder or (ii) the expiration of this LOC in accordance with its terms, whereupon, in either case, the County shall deliver to the Issuing Bank the executed original hereof; provided, however, failure to return such executed original of the LOC shall have no effect on the application of this LOC.

This LOC may not be transferred in whole or in part.

We hereby agree to provide prompt written notice to the County of the occurrence of any downgrade, withdrawal or suspension of the rating or ratings applicable to the Issuing Bank or its

ultimate parent corporation from any such rating in place on the date of issuance hereof by any one or more of Standard and Poor's, Moody's Investors Service or Fitch Ratings.

This LOC sets forth in full the terms of Issuing Bank's undertaking, and this undertaking shall not in any way be modified, amended or amplified by reference to any document, instrument or agreement referred to herein (except the Uniform Customs (hereinafter defined)) or in which this LOC is referred to or to which this LOC relates, and any such reference shall not be deemed to incorporate herein by reference any document, instrument or agreement.

Unless otherwise expressly stated, this LOC is subject to the Uniform Customs and Practice for Documentary Credits (2007 Revision) , International Chamber of Commerce, Publication No. 600 (the "Uniform Customs"). This LOC shall be deemed to be a contract made under the laws of the State of Florida and shall, as to matters not governed by the Uniform Customs, be governed by and construed in accordance with the laws of said State of Florida, without regard to principles of conflicts of law.

Very truly yours,

[ISSUING BANK]

By: _____
Name:_____
Title: _____

EXHIBIT A

[Letterhead of Pinellas County]

[Date]

[Insert Bank Name - Letter of Credit Issuer]

[Insert Address]

Attn: Letter of Credit Dept.
Re: Draw Request - Letter of Credit No. _____

Dear Sirs:

This letter constitutes a demand for payment under the above referenced Letter of Credit. Attached hereto is the original Certificate required by the Letter of Credit.

DRAFT AMOUNT: $[Insert Drawdown Amount]

PLEASE IMMEDIATELY WIRE TRANSFER DRAW PROCEEDS IN THE ABOVE AMOUNT AS FOLLOWS:

Payee:	Pinellas County, Florida
Bank:	[Insert name and address of Pinellas County's bank]
ABA Number:	_____
Credit to:	[Insert name of Pinellas County's bank account]
	Account No:_____
Notification:	Please notify [insert name of County contact person],
Contact:	Phone: _____, when wire is sent

Please contact the undersigned if you have questions.

Sincerely,

PINELLAS COUNTY, FLORIDA

By:_____
Name:_____
Title: County Administrator

By: _____
Name: _____
Title: Director, Solid Waste Department

EXHIBIT B

CERTIFICATE OF PINELLAS COUNTY, FLORIDA

PINELLAS COUNTY, FLORIDA (the "County") hereby demands payment in the amount of_____ DOLLARS ($_____) under Irrevocable Letter of Credit No. _____issued by _____ and dated _____. The total amount of all prior draws under said Letter of Credit ("LOC") is $_____, which, together with this draw, do not exceed the maximum amount of the LOC.

The County hereby certifies that (1)_____("Contractor") is in breach of its obligations(s) under the Service Agreement between the County and the Contractor, (2) all conditions to making this draw, as set forth in the Service Agreement and all related documents, have been satisfied, and (3) the County is entitled to make this draw under the terms hereof.

IN WITNESS WHEREOF. the undersigned duly authorized officer of the County has executed this certificate as of the date set forth below.

PINELLAS COUNTY, FLORIDA

Date: _____

By: _____
Name:_____
Title: County Administrator

By: _____
Name: _____
Title: Director, Solid Waste Operations

SCHEDULE 10.

GUARANTY

This Guaranty made as of the _____day of _____,2026, by _____, a_____corporation (“Guarantor”), having its principal place of business in_____,_____, to and for the benefit of Pinellas County, Florida, a political subdivision of the State of Florida (the “County”). Guarantor and County are referred to herein individually as a “Party” and collectively as the “Parties.”

Section 1. Background.

Section 1.1. The County owns a municipal mass-burn, waste-to-energy facility located in the County (the "Facility"), and proposes to contract with_____ _____("Contractor"), a wholly owned subsidiary of the Guarantor, for the operation and maintenance of the Facility pursuant to that certain Service Agreement dated as of _____ , 2025 (as amended, restated, supplemented or otherwise modified from time to time, the “Service Agreement”).

Section 1.2. The County is willing to enter into and perform its obligations pursuant to the Service Agreement only upon the condition that Guarantor execute this instrument.

Section 1.3. The Guarantor has agreed to guarantee payment and performance of all of Contractor's covenants, agreements and obligations under the Service Agreement; and

Section 1.4. The Guarantor will benefit from the transactions contemplated by the Service Agreement. For valuable consideration, the receipt and sufficiency of which is hereby acknowledged by Guarantor for the purpose of inducing the County to enter into the Service

Agreement, the Guarantor does hereby make the following guarantees to and agreements with the County.

Section 2. Definitions. Capitalized terms used herein shall have the meanings assigned to them herein or, if not defined herein, such terms shall have the meanings assigned to them in the Service Agreement.

Section 3. Guaranty. Beginning on the Commencement Date, Guarantor absolutely, irrevocably and unconditionally guarantees, (a) the due and punctual payment of (i) each payment required to be made by Contractor under the Service Agreement, when and as due, including payments in respect of reimbursement of disbursements and interest thereon and (ii) all other monetary obligations whatsoever, including indemnities, fees, costs and expenses, whether primary, secondary, direct, contingent, fixed or otherwise, of Contractor under the Service Agreement, whether such obligations now exist or arise hereafter and subject to all limitations of liability thereunder (all such obligations referred to in this clause (a) being collectively referred to as the "Monetary Obligations") and (b) the due and punctual performance and observance of, and compliance with, all covenants, agreements and obligations of Contractor under or pursuant to the Service Agreement, or any other agreement or instrument entered into by Contractor related thereto whether such obligations now exist or arise hereafter (all such obligations referred to in the preceding clauses (a) and (b) being collectively referred to as the "Obligations"). Guarantor further agrees that the Obligations may be extended, amended, modified or renewed, in whole or in part, without notice to or further assent from it, and that it will remain bound upon its guarantee notwithstanding any extension, amendment, modification or renewal of any Obligation by the County and Contractor.

Section 4. Obligations Not Waived. To the fullest extent permitted by Applicable Law, Guarantor waives all notices whatsoever with respect to this Guaranty and the Service Agreement or with respect to the Obligations, including presentment to, demand of payment from and protest to Contractor of any of the Obligations, and notice of acceptance of its guarantee and notice of protest for nonpayment. To the fullest extent permitted by Applicable Law, the Obligations of Guarantor hereunder shall not be affected by (a) the failure of the County to assert any claim or demand or to enforce or exercise any right or remedy against Contractor in respect of the Obligations or otherwise under the provisions of the Service Agreement, or otherwise, or, in each case. any delay in connection therewith. or (b) any rescission, waiver, amendment or modification of, or any release from any of the terms or provisions of the Service Agreement, or any other agreement to which Contractor is a party.

Section 5. Continuing Guaranty of Payment and Performance. Guarantor further agrees that its guaranty constitutes a continuing guaranty of payment and performance when due, and not of collection, and Guarantor further waives any right to require that any resort be had by the County to any security.

Section 6. No Discharge or Diminishment of Guaranty.

Section 6.1. The obligations of Guarantor hereunder shall not be subject to any reduction, limitation, impairment or termination, or be subject to any defense or setoff, counterclaim, recoupment or termination whatsoever, or otherwise be affected, for any reason (other than the performance in full of all Obligations, including the indefeasible payment in full of all Monetary Obligations, or the termination of all the Obligations), including: (a) any claim of waiver, release, surrender, alteration or compromise of any of the Obligations; (b) the invalidity, illegality or unenforceability of the Obligations; (c) the occurrence or continuance of any event of

bankruptcy, reorganization, insolvency, receivership or other similar proceeding with respect to Contractor or any other Entity or the dissolution, liquidation or winding up of Contractor or any other Entity; (d) any permitted assignment or other transfer of this Guaranty by the County or any permitted assignment or other transfer of the Service Agreement; (e) any sale, transfer or other disposition by Guarantor of any direct or indirect interest it may have in Contractor or any other change in ownership or control of Contractor; or (f) the absence of any notice to, or knowledge on behalf of, Guarantor of the existence or occurrence of any of the matters or events set forth in the foregoing clauses.

Section 6.2. Without limiting the generality of the foregoing, the Obligations of Guarantor hereunder shall not be discharged or impaired or otherwise affected by the failure of the County to assert any claim or demand or to enforce any remedy under the Service Agreement, by any waiver or modification of any provision thereof, by any default, failure or delay, willful or otherwise, in the performance of the Obligations, or by any other act or omission that may or might in any manner or to any extent vary the risk of Guarantor or that would otherwise operate as a discharge of Guarantor as a matter of law or equity (other than the performance in full of all Obligations, including the indefeasible payment in full in cash of all Monetary Obligations, or the termination of all the Obligations).

Section 7. Defenses Waived. The County may compromise or adjust any part of the Obligations, make any other accommodation with Contractor or exercise any other right or remedy available to it against Contractor, without affecting or impairing in any way the liability of Guarantor hereunder except to the extent all the Obligations have been fully and finally performed, including the indefeasible payment in full of all Monetary Obligations, or terminated. To the fullest extent permitted by Applicable Law, Guarantor waives any defense arising out of any such County

election even though such election operates, pursuant to Applicable Law, to impair or to extinguish any right of reimbursement or subrogation or other right or remedy of Guarantor against Contractor or any security. Guarantor waives all defenses to which it may be entitled under Applicable Law as in effect or construed from time to time.

Section 8. Representations and Warranties of Guarantor. Guarantor represents and warrants to the County as follows:

Section 8.1. Organization. Guarantor is a corporation duly organized, validly existing and in good standing under the laws of the State of _____ and has all requisite corporate power and authority to own, lease and operate its properties and to carry on its business as is now being conducted.

Section 8.2. Authority Relative to this Guaranty. Guarantor has all necessary corporate power and authority to execute and deliver this Guaranty and to perform its obligations hereunder. The execution and delivery by Guarantor of this Guaranty and performance by Guarantor of its obligations hereunder have been duly and validly authorized by the Guarantor and no other corporate proceedings on the part of Guarantor are necessary to authorize this Guaranty or performance by Guarantor of its obligations hereunder. This Guaranty has been duly and validly executed and delivered by Guarantor and this Guaranty constitutes a valid and binding agreement of Guarantor, enforceable against Guarantor in accordance with its terms.

Section 8.3. Consents and Approvals: No Violation.

Section 8.3.1. Neither the execution and delivery of this Guaranty by Guarantor nor performance by Guarantor of its obligations hereunder will (i) conflict with or result

in any breach of any provision of the organizational or governing documents or instruments of Guarantor, (ii) result in a default (or give rise to any right of termination, cancellation or acceleration) under any of the terms, conditions or provisions of any note, bond, mortgage, indenture, license, agreement, lease or other instrument or obligation to which Guarantor or any of its subsidiaries is a party or by which any of their respective assets may be bound or (iii) violate any order, writ, injunction, decree, statute, rule or regulation applicable to Guarantor, or any of its assets, except in the case of clauses (ii) and (iii) for such failures to obtain a necessary consent, defaults and violations which would not, individually or in the aggregate, have a material adverse effect on the ability of Guarantor to discharge its obligations under this Guaranty (a "Guarantor Material Adverse Effect").

Section 8.3.2. No declaration, filing or registration with, or notice to, or authorization, consent or approval of any Governmental Authority is necessary for performance by Guarantor of its obligations hereunder, other than such declarations, filings, registrations, notices, authorizations, consents or approvals which, if not obtained or made would not, individually or in the aggregate, have a Guarantor Material Adverse Effect.

Section 9. Agreement to Perform and Pay; Subordination. In furtherance of the foregoing and not in limitation of any other right that the County has at law or in equity against Guarantor by virtue hereof, upon the failure of Contractor to perform or pay any Obligation when and as the same shall become due, Guarantor hereby promises to and will forthwith, as the case may be, (a) perform, or cause to be performed, such unperformed Obligations and (b) pay, or cause to be paid, to the County the amount of such unpaid Monetary Obligations. Upon payment by Guarantor of any sums to the County as provided above, all rights of Guarantor against Contractor, arising as a result thereof by way of right of subrogation, contribution, reimbursement, indemnity or otherwise

shall in all respects be subordinate and junior in right of payment to the prior indefeasible payment in full of all the Monetary Obligations. If any amount shall erroneously be paid to Guarantor on account of (i) such subrogation, contribution, reimbursement, indemnity or similar right or (ii) any such indebtedness of Contractor, such amount shall be held in trust for the benefit of the County and shall forthwith be paid to the County to be credited against the payment of the Monetary Obligations or performance in accordance with the terms of the Service Agreement.

Section 10. Information. Guarantor assumes all responsibility for being and keeping itself informed of Contractor's financial condition and assets. and of all other circumstances bearing upon the risk of nonperformance of the Obligations (including the nonpayment of Monetary Obligations) and the nature, scope and extent of the risks that Guarantor assumes and incurs hereunder, and agrees that the County does not have any duty to advise Guarantor of information known to it regarding such circumstances or risks

Section 11. Termination and Reinstatement. This Guaranty shall be effective as of the Commencement Date and (a) shall terminate when all the Obligations have been (i) performed in full, including the indefeasible payment in full of the Monetary Obligations or (ii) terminated and (b) shall continue to be effective or be reinstated, as the case may be, if at any time any payment, or any part thereof, of any Obligation is rescinded or must otherwise be restored by the County upon the bankruptcy or reorganization of Contractor or Guarantor or for any other reason.

Section 12. Assignment; No Third-Party Beneficiaries. This Guaranty and all of the provisions hereunder shall be binding upon and inure to the benefit of the Parties and their respective successors and permitted assigns, and nothing herein express or implied will give or be construed to give any entity any legal or equitable rights hereunder. Neither this Guaranty nor any

of the rights. interests and obligations hereunder shall be assigned by Guarantor, including by operation of law, without the prior written consent of the County; provided, however, that no assignment or transfer of rights or obligations by Guarantor shall relieve it from the full liabilities and the full financial responsibility, as provided for under this Guaranty, unless and until the transferee or assignee shall agree in writing to assume such obligations and duties and the County has consented in writing to such assumption.

Section 13. Amendment and Modification; Extension; Waiver. This Guaranty may be amended, modified or supplemented only by an instrument in writing signed on behalf of each of the Parties. Any agreement on the part of a Party to any extension or waiver in respect of this Guaranty shall be valid only if set forth in an instrument in writing signed on behalf of such Party. The failure of a Party to this Guaranty to assert any of its rights under this Guaranty or otherwise shall not constitute a waiver of such rights.

Section 14. Governing Law. It is the express intention of the Parties that all legal actions and proceedings related to this Guaranty or to any rights or any relationship between the Parties arising therefrom shall be solely and exclusively initiated and maintained in the courts of the State of Florida and the laws of that State shall govern the validity, interpretation, construction and performance of this Guaranty, excluding any conflict-of-law rules which would direct the application of the law of another jurisdiction.

Section 15. Notices. All notices and other communications hereunder shall be in writing and shall be deemed given as of the time of delivery if delivered personally or, in the case of a facsimile communication as of the time of confirmation or at the time received if sent by overnight

courier (providing proof of delivery) to the Parties at the following addresses (or at such other address for a Party as shall be specified by like notice):

If to the County:

Director, Solid Waste Department
3095 114th Avenue North
St. Petersburg, Florida 33716

with a copy to:

Operations Manager, Solid Waste Department
3095 114th Avenue North
St. Petersburg, Florida 33716

with a copy to:

Pinellas County Attorney
315 Court Street - 6th Floor
Clearwater, Florida 33756

with a copy to:

Consulting Engineer

_____
_____
_____

If to the Contractor:

_____
_____
_____

With a copy to:

_____
_____
_____

Section 16. Jurisdiction and Enforcement.

Section 16.1. Each of the Parties irrevocably submits to the exclusive jurisdiction of the Circuit Court of the State of Florida for the 6th Judicial Circuit for the purpose of any suit, action or other proceeding arising out of this Guaranty or any transaction contemplated hereby. Each of the Parties agrees to commence any action, suit or proceeding relating hereto in the 6th Judicial Circuit Court for Pinellas County, Florida. Each of the Parties further agrees that service of process, summons, notice or document by hand delivery or U.S. registered mail at the address specified for such Party in Section 15 (or such other address specified by such Party from time to time pursuant to Section 15) shall be effective service of process for any action, suit or proceeding brought against such Party in such court. Each of the Parties irrevocably and unconditionally waives any objection to the laying of venue of any action, suit or proceeding arising out of this Guaranty or the transactions contemplated hereby in the Circuit Court of the State for the 6th Judicial Circuit and hereby further irrevocably and unconditionally waives and agrees not to plead or claim in any such court that any such action, suit or proceeding brought in any such court has been brought in an inconvenient forum.

Section 16.2. The Parties agree that irreparable damage would occur in the event that any of the provisions of this Guaranty were not performed in accordance with their specific terms or were otherwise breached. It is accordingly agreed that the Parties shall be entitled equitable relief, including an injunction or injunctions to prevent breaches of this Guaranty and to specifically enforce the terms and provisions of this Guaranty, this being in addition to any other remedy to which they are justly entitled to, whether at law or in equity.

Section 17. Survival of Guaranty. All covenants, agreements, representations and warranties made by Guarantor herein and in the certificates or other instruments prepared or delivered in connection with or pursuant to this Guaranty shall be considered to have been relied upon by the County and shall unconditionally survive the consummation of the transactions contemplated by the Service Agreement, regardless of any investigation made by the County or on its behalf, and shall continue in full force and effect as long as any Obligations remain outstanding.

Section 18. Effectiveness; Counterparts. This Guaranty shall become effective when executed by Guarantor. This Guaranty may be executed in two counterparts, each of which shall be deemed an original, but both of which together shall constitute one and the same instrument.

Section 19. Rules of Interpretation. The rules of interpretation specified in Section 2.2 of the Service Agreement shall be applicable to this Guaranty.

Section 20. Severability.

Section 20.1. If any term or other provision of this Guaranty is invalid, illegal or incapable of being enforced by any rule of law or public policy, all other conditions and provisions of this Guaranty shall nevertheless remain in full force and effect. Upon such determination that any term or other provision is invalid, illegal or incapable of being enforced, the Parties shall negotiate in good faith to modify this Guaranty so as to effect the original intent of the Parties as closely as possible to the fullest extent permitted by applicable law, in an acceptable manner to the end that the transactions contemplated hereby are fulfilled to the extent possible.

Section 20.2. In the event that the provisions of this Guaranty are claimed or held to be inconsistent with any other agreement or instrument evidencing the Obligations, the terms of this Guaranty shall remain fully valid and effective.

Section 21. Entire Guaranty. This Guaranty embodies the entire agreement and understanding of the Parties m respect of the matters contemplated hereby. There are no restrictions, promises, representations, warranties, covenants or undertakings other than those expressly set forth or referred to herein. This Guaranty supersedes all prior agreements and understandings between the Parties with respect to the matters contemplated hereby.

IN WITNESS WHEREOF, this Guaranty has been duly executed and delivered by the Guarantor as of the date first above written.

_____

By:_____

Name:_____

Title:_____

SCHEDULE 11

INSURANCE

1. Insurance Required to be Secured and Maintained by Contractor.

a. Workers' Compensation and Employer's Liability Insurance. Workers' Compensation and Employer's Liability Insurance shall be maintained by the Contractor in compliance with the Applicable Laws of the State of Florida (if separately for Subcontractors, all Subcontractors to be addressed similarly). Employer's liability limit for all of the Contractor's employees to be engaged in Work provided for in this Agreement shall not be less than (i) one hundred thousand dollars ($100,000.00) per employee; (ii) one hundred thousand dollars ($100,000.00) per employee disease; and (iii) five hundred thousand dollars ($500,000.00) policy limit for disease. An excess liability coverage may be used to fulfill the Employee's Liability limit requirement. Policies hereunder shall include voluntary compensation endorsement, broad form "all states" coverage endorsement and stop gap endorsement as applicable. Coverage shall include a waiver of subrogation in favor of the County

b. Commercial General Liability Insurance. The Contractor shall maintain Commercial General Liability Insurance (excluding aircraft, watercraft fifty (50) feet or longer and automobiles) to protect the Contractor against claims arising from injuries to members of the public or damage to property of others, including loss of the use of tangible property damaged, arising out of any act or omission of the Contractor, its agents, employees or independent contractors. This policy shall insure the contractual liability assumed by the Contractor under the indemnification provisions of this Agreement to the extent that such contractual liability would be covered under a Commercial General Liability policy.

Commercial General Liability coverage shall be written on a policy form equivalent or superior to Insurance Services Offices (ISO)CG 00 01 and contain the following provisions:

(i) Premises and operations;

(ii) Products and completed operations;

(iii) Personal injury and advertising injury;

(iv) No exclusions for explosion, collapse, or underground damage;

(v) Coverage for independent contractors and Subcontractors employed by the Contractor;

(vi) Coverage for contractual liability for insured contracts;

(vii) Waiver of subrogation as provided in the Insurance provisions of this Agreement;

(viii) Personal injury liability;

(ix) Employees included as additional insureds (excluding bodily-injury to fellow employees only); and

(x) Separation of insureds or severability of interests.

The liability limits shall not be less than (a) one million dollars ($1,000,000.00) per occurrence; (b) one million dollars ($1,000,000.00) products/completion operations aggregate; (c) one million dollars ($1,000,000.00) personal injury and advertising injury general; and (d) two million dollars ($2,000,000.00) aggregate. If the policy is not specific to this location and/or project, and part of a master policy, an endorsement shall be issued providing that the general aggregate applies to this project or this location.

Exclusions shall be acceptable for environmental impairment liability, professional liability, asbestos, lead and other standard exclusions normally contained in a Commercial General Liability

policy and may be additional policies required in this Schedule. Such Commercial General Liability policy shall not contain an explosion, collapse or underground (x, c, u) exclusion; nor shall there be a crane weight, jig or boom exclusion.

c. Automobile Liability Insurance. The Contractor shall maintain Motor Vehicle Liability Insurance written on a Business Auto Policy form or Motor Carrier form during the life of this Agreement to protect itself while performing Work covered by this Agreement against all claims for injuries, including accidental death to members of the public and damage to property of others arising from such use of motor vehicles, and such policies shall cover the operation on or off the site of all motor vehicles licensed for highway use, that are directly involved in the daily operations of the plant, whether they are owned, not-owned, or hired. If Contractor does not own any vehicles, then evidence of hired and non-owned coverage is sufficient. The insurance limit shall not be less than one million dollars ($1,000,000.00) combined single limit per accident in accordance with the Applicable Laws of the State of Florida as to the ownership, maintenance, and use of all owned, non-owned, leased, or hired vehicles. The policy or policies shall also provide uninsured/underinsured motorist coverage as required by Applicable Law. Coverage shall (a) include a waiver of subrogation in favor of the County, (b) be on an "occurrence" basis, (c) include coverage for loading and unloading hazards, unless the Contractor can establish to the County, and the County subsequently waives such requirement, that such coverage exists under its Commercial General Liability policy.

d. Umbrella Excess Liability Insurance. The Contractor shall maintain policy or policies of umbrella excess liability insurance with liability limits, that when combined with the primary liability limits, will not be less than (a) twenty-five million dollars ($25,000,000.00) per each occurrence or claim for all liability and (b) twenty-five million dollars ($25,000,000.00) in

the general aggregate per policy year. The wording of the excess liability policy or policies shall be at least as broad as the primary or underlying policy or policies and shall apply both to the Contractor's general liability, employer's liability and to the automobile liability insurance (and shall be written on an occurrence basis), such that the total limit for general liability, employer's liability, automobile and umbrella liability shall be twenty- five million dollars ($25,000,000.00). The Contractor is granted the option of arranging coverage under a single policy for the full limit required or by a combination of underlying policies with the balance provided by an excess or umbrella liability policy equal to the total limit(s) requested. All policies shall be endorsed to drop-down over any exhausted aggregate limits applicable to underlying policies. If not provided for in the umbrella excess liability form, a waiver of subrogation endorsement in favor of the County shall be endorsed onto the policy.

e. Professional Liability Insurance including Construction Managers Errors and Omissions. Professional Liability insurance including Construction Managers errors and omissions shall be provided with limits of (a) five million dollars ($5,000,000.00) for each occurrence or claim, and (b) five million dollars ($5,000,000.00) in the aggregate. If "claims made" coverage is provided, "tail coverage" extending three (3) years beyond completion and acceptance of the Extended Maintenance Projects with proof of "tail coverage" to be submitted with the invoice for final payment. In lieu of "tail coverage", the Contractor may submit annually to the County's Director of Risk Management or the County's Authorized Representative, a current certificate of insurance providing "claims made" insurance with prior acts coverage in force with a retroactive date no later than the Commencement Date.

For acceptance of Professional Liability coverage included within another policy required in this Schedule 11 (Insurance), a statement notifying the certificate holder must be included on

the certificate of insurance and the total amount of said coverage per occurrence must be greater than or equal to the amount of Professional Liability and other coverage combined.

f. Pollution Legal Liability Insurance ("PLL"). PLL insurance shall be provided with limits of (a) five million dollars ($5,000,000.00) per claim or occurrence and (b) five million dollars ($5,000,000.00) aggregate. Coverage may be provided on a claims-made and reported or occurrence basis. The Contractor must procure insurance and furnish a certificate of insurance for PLL insurance with coverage for sudden and non-sudden pollution conditions, including the discharge, dispersal, release, seepage, migration or escape of any solid, liquid, gaseous or thermal pollutant, irritant or contaminant, including, but not limited to, smoke, vapor, soot, fumes, acids, alkalis, toxic chemicals, hazardous materials, waste materials, including medical, infectious, biological and pathological wastes, mold or microbial matter, silt, sedimentation, asbestos and lead-based paint, electromagnetic fields and low level radioactive waste and material into or upon land, or structures thereupon, the atmosphere or any watercourse or body of water, including ground water, or other irritants, contaminants or pollutants into or upon land, the atmosphere or any watercourse or body of water as a result of the Work. The PLL policy shall include coverage for the following:

(i) Bodily injury, including sickness, disease, mental anguish (whether or not accompanied by bodily injury) or shock sustained by any person, including death and any associated medical monitoring costs;

(ii) Property damage including (1) physical injury to or destruction of tangible property including the resulting loss of use thereof, (2) loss of use of tangible property that has not been physically injured or

destroyed, (3) diminished third-party property value: and (4) Natural Resource Damages (for purposes of this Schedule 11 (Insurance, "Natural Resource Damage" means physical injury to or destruction of, including the resulting loss of value of, land, fish, wildlife, biota, air, water, groundwater, drinking water supplies and other such resources belonging to, managed by, held in trust by, appertaining to, or otherwise controlled by the United States (including the resources of the fishery conservation zone established by the Magnuson-Stevens Fishery Conservation and Management Act (16 U.S.C. 1801 et seq.)), any State or local government, any Indian tribe or if such resources are subject to a trust restriction on alienations, any member of an Indian tribe;

(iii) Cleanup costs on or off of the Facility Site, including costs to investigate, quantify, monitor, mitigate, abate, remove, dispose, treat, neutralize, or immobilize pollution conditions and costs to restore, repair or replace real or personal property, to substantially the same condition it was in prior to being damaged during the course of responding to a pollution condition;

(iv) Pollution incidents associated with transportation, loading and unloading of materials or Solid Waste; and

(v) Non-Owned Disposal Sites coverage.

The PLL insurance shall include business interruption insurance from polluted conditions and defense costs, including costs, charges and expenses incurred in the investigation

and adjustment of defense of claim for such compensation. Any products liability exclusion shall not apply to claims arising from pollution conditions caused by water or biosolids, derived fertilizer material or recycled ash that is distributed and/or supplied by the insured.

For County acceptance of PLL coverage included within another policy coverage required herein, a statement notifying the certificate holder must be included on the certificate of insurance and the total amount of said coverage per occurrence must be greater than or equal to the amount of PLL coverage and other coverage combined.

g. Property Insurance. Contractor is responsible for insuring Contractor's property, including personal property and rolling stock, and any Contractor property not included in the definition of Facility.

h. Cyber Risk Liability Insurance including Terrorism. Cyber Risk Liability insurance, with coverage for terrorism, hardware and software breaches, shall be provided with limits of (a) five million dollars ($5,000,000.00) for each occurrence, and (b) five million dollars ($5,000,000.00) in the aggregate.

2. Insurance Required to be Secured and Maintained by County.

a. All Risk Property and Boiler & Machinery Coverage. The County shall provide all risk property and boiler & machinery coverage insuring against physical damage or loss to the Facility under an "All Risk" policy form. The County shall provide as much coverage as is commercially available and/or available at a reasonable cost to the County either through the purchase of commercial insurance or from government entities. Subject to the foregoing, coverage shall be provided for the full 100% insurable replacement cost value of the property. The deductible for property damage shall be an amount on a per occurrence basis as determined by the County's Director of Risk Management. The level of deductibles for earth movement, flood, windstorm and hurricane losses will be consistent with insurance market conditions and may be in the form of

percentages of the total insurable replacement values at risk. Personal property of the Contractor (or any Subcontractor), including rolling stock, shall not be included in such coverage. All such risk property coverage shall include coverage for the perils of earth movement, flood, windstorm. and hurricane as is commercially available and/or available at a reasonable cost to the County. Should separate policies of insurance be provided for the "all risk" property portion and the boiler & machinery portion of the property; a joint loss endorsement shall be included in each such separate policy of insurance. Contractor shall be an additional named insured on All Risk Property and Boiler & Machinery Coverage. The property policies shall include a waiver of subrogation in favor of the Contractor.

b. Business Interruption and Extra Expense Insurance. Business Interruption and Extra Expense Insurance shall be purchased and maintained by the County for the benefit of the County and the Contractor in accordance with an agreed formula with the insurance company as to the method of determining the loss of total income of the Facility due to the interruption of business and extra expenses and such insurance shall include protection against loss due to total or partial interruption of operations as a result of an insured peril. Coverage shall cover loss of gross earnings from all revenue sources, Electric Energy sales to the Electric Utility and from the sale of other Recovered Materials. The policy shall also include endorsements for extra expense and increased cost of construction. This coverage may be included in the County's Blanket Policy. Contractor shall be an additional named insured on the business interruption and extra expense policy.

3. Contractor's Deductible Obligation. The Contractor shall be responsible for insurance policy deductibles in accordance with Section 11.3.2 of the Service Agreement and this Schedule 11, for policies purchased by the County or the Contractor, provided that, notwithstanding anything

therein or herein to the contrary (a) the Contractor's liability for property damage deductible(s) and excluded losses under the "all risk" property and boiler & machinery insurance shall not exceed five hundred thousand dollars ($500,000.00) per occurrence and (b) the Contractor's liability for business interruption deductible(s) under the business interruption and extra expense insurance shall be the assumption of all its liability and loss for the first thirty (30) Days on a per occurrence basis or five hundred thousand dollars ($500,000.00), whichever is less. Contractor shall be responsible for all deductibles for insurance coverage that is required to be secured and maintained by Contractor.

SCHEDULE 12A

FORM OF CONTRACTOR'S MONTHLY INVOICE

(Contractor's Name)
Service Fee Invoice for Billing Month/Year:_____
Monthly Invoice Summary

	In accordance with Section 8.3 of the Service Agreement	
1	Monthly Processing Fee (MPF) - Attachment A	
2	Electric Energy Revenue (EER) - Attachment B	
3	Revenue From Recovered Materials (RRM) - Attachment C	
4	Pass Through Costs (PTC) - Attachment D	
5	Adjustments (ADJ) Liquidated Damages - Attachment E-1	
6	Adjustments (ADJ) Withholdings - Attachment E-2	
7	Adjustments (ADJ) Liquidated Damages - Attachment G	
8	**Total Monthly Service Fee ($) (Sum of Item 1 through Item 8)**	
		Date

Notes:

a) Payments to Contractor are positive and credits to County are negative.

(Contractor's Name)
Service Fee Invoice for Billing Month:_____
Attachment A
Calculation of Monthly Processing Fee (MPF)

	In accordance with Section 8.3.2 of the Service Agreement	
1	Monthly Processing Fee-Base Delivery Amount (Section 8.3.2)	
1a	Reserved	
1b	Total Solid Waste delivered this Billing Month (Tons)	
1c	Returned Tires from Ferrous Metal's Processor	
1d	Nonprocessible Waste removed this Billing Month (Tons)	
1e	Processible Waste accepted this Billing Month (Tons) (Item 1b - 1c - 1d)	
1f	Total Processible Waste accepted this Billing Year as of Last Month (Tons)	
1g	Total Processible Waste accepted this Billing Year (Tons)	
1h	Processible Waste Base Tonnage Processing Guarantee (Tons)	850,000 for Year1, then 860,000 thereafter
1i	Processible Waste to Reach Base Tonnage Processing Guarantee (Tons)	
1j	Base Tonnage Processing Fee ($/Ton) (Schedule 5)	
1k	Contractor's Primary Processing Fee for this Billing Month ($)[(a)]	
2	Monthly Processing Fee For Excess Tonnage Amount (Section 8.3.2.2)	
2a	Processible Waste Excess Tonnage Limit	850,000 for Year 1, then 860,000 thereafter
2b	Processible Waste Tonnage Above Excess Tonnage Limit	
2c	Excess Tonnage Processible Waste Processing Percentage	85%
2d	Excess Tonnage Processing Fee ($)	
2e	Contractor's Excess Tonnage Processing Fee for this Billing Month ($)	
2f	Total Monthly Processing Fee	
3	True-up of Scale Record (Section 8.4.8)	
3a	Estimated Tons of Processible Waste Delivered to Facility	
3b	Actual Tons of Processible Waste Delivered to Facility	
3c	Difference	
3d	Processing Fee	
3e	Total True-up of Scale Record Owed Contractor / (County)	
4	True-up of Adjustment Factor for Processing Fee (Section 8.6.1)	
4a	Initial Calculated Processing Fee ($)	
4b	Final Calculated Processing Fee ($)	
4c	Difference ($)	
4d	Tonnage Paid at Initial Calculated Processing Fee (Tons)	
4e	Total True-up of Adjustment Owed Contractor / (County) ($)	
5	Total Monthly Processing Expenses	

(a) The base Processing Fee will be based on the tonnage value from 1e.

(Contractor's Name)
Service Fee Invoice for Billing Month:_____
Attachment B
Calculation of Electric Energy Revenue (EER)

	In accordance with Section 8.3.3 and 8.3.4 of the Service Agreement	
1	Calculation of Net Electrical Energy Revenues (Section 8.3.3)	
1a	Electric Billing Month (Prior Month)	
1b	Solar Energy Generated this Billing Month (MWH)	
1c	Electric Energy sold this Billing Month (MWH) [(a)]	
1d	Electric Energy sold Billing Year to date Last Month (MWH)	
1e	Electric Energy sold Billing Year to date (MWH) [(a)] (Item 1c + 1d)	
1f	Gross Electric Revenue This Billing Month [(a)]	
1g	Tie Line Maintenance	$3,500
	WTE Plant Monthly Electric Invoice Standby Adjustment Detail (Prior Month)	
	Charges and adjustments	
1j	Standby Adjustment - 1	
1i	Standby Adjustment - 2	
1j	Standby Adjustment Fee (Greater of Item 1i and 1j)	
1k	Gross Receipts Tax	
1l	Total Electric Expense (Item 1g plus Item 1j plus Item 1k)	
1m	Net Revenues for Electric Energy this Billing Month ($) (Item 1c minus 1l)	
1n	Contractor's Electric Energy share (%)	10%
1o	Contractor's Electric Energy Revenue This Billing Month ($) (lines 1m * 1n)	

(a) Based on the Electric Utilities payment report received during the Billing Month for Electric Energy sold minus 1b, Solar Energy Generated.

(Contractor's Name)
Service Fee Invoice for Billing Month:_____
Attachment C
Calculation of Revenue from Recovered Materials (RRM)

	In accordance with Section 8.3.5 of the Service Agreement	
1	Total Ferrous Metals Recycled this Billing Year to Date (Tons)	
2	Total Ferrous Metals Tonnage Paid to Date (Tons)	
3	Total Ferrous Metals Tonnage Paid this Billing Month (Tons)	
4	Net Ferrous Metal revenue this Billing Month ($) [(a)]	
5	Total Non-Ferrous Metals Recycled this Billing Year to Date (Tons)	
6	Total Non-Ferrous Metals Tonnage Paid to Date (Tons)	
7	Total Non-Ferrous Metals Tonnage Paid this Billing Month (Tons)	
8	Net Non-Ferrous Metal revenue this Billing Month ($) [(a)]	
9	Total Net Revenue from Recovered Materials this Billing Month ($) (Item 4 plus Item 8)	
10	County's Recovered Materials revenue share (%)	50%
11	County's Revenue from Recovered Materials for this Billing Month ($) (Item 8 times Item 9)	

Notes:

(a) Based on the metal purchaser's payment(s) received during the Billing Month for metals sold.

(Contractor's Name)
Service Fee Invoice for Billing Month:_____
Attachment D
Calculation of Pass Through Costs (PTC)

	In accordance with Section 8.3.6 of the Service Agreement	
1	Utility costs not directly paid by the County this Billing Month (Section 8.3.6.1) [(a)]	
2	Reagent costs this Billing Month (Section 8.3.6.2) [(a)]	
	2a Pebble lime ($)	
	2b Carbon ($)	
	2c Urea ($)	
	2d Other chemicals ($)	
	2e Subtotal Reagent costs ($) (Sum of Item 2a through Item 2d)	
3	Loss of Recovered Materials Market (Section 8.3.6.3)	
4	Fees (Section 8.3.6.4)	
5	Economic Benefit from Emission Purchase and Sale Transactions and Tax Incentives or Subsidies (Section 8.3.6.5)	
6	Pass Through Taxes and Fees (Section 8.3.6.6)	
7	County Required Insurance Obligation Transfer (Section 8.3.6.7)	
8	Pass Through for Purchase of Electronic Communication Equipment (Section 8.3.7.8)	
9	Pass Through for Costs Associated with Special Handling (Section 8.3.6.9)	
10	Pass Through for Purchase of Equipment or Spare Parts (Section 8.3.6.10)	
11	Pass Through for Cost Associated with use of Independent Engineer (Section 14.3.2)	
12	Total Pass Through Costs for this Billing Month ($) (Sum of Item 1, Item 2e and Item 3 through Item 11)	

Notes:

(a) Based on the supplier invoice(s) received during the Billing Month.

(Contractor's Name)
Service Fee Invoice for Billing Month:_____
Attachment E – 1
Calculation of Adjustments (ADJ) Liquidated Damages, Penalties and other Fees and Costs (a)

	In accordance with Section 8.4 of the Service Agreement	
1	Electric Capacity Payment Damages this Billing Month (ECPD) (Section 8.4.1.1)	
2	Residue Particle Size Guarantee Adjustment this Billing Month (RPSGA) (Section 8.4.1.2)	
3	Plus Five Separation System Availability Adjustment (Section 8.4.1.3)	
4	Residue Quality Guarantee Adjustment (Section 8.4.1.4)	
5	Violation of Residue and Recovered Materials Management Plan (Section 8.4.2)	
6	County's Cost to Cure (Section 8.4.3)	
7	Inventory Settlement (Section 8.4.4)	
8	Failure to Meet Ferrous/Non-Ferrous Metal Recovery Guarantee (Section 8.4.5)	
9	DEP Fees, Fines, Administrative Actions, Notices of Violation and Lawsuits (Section 8.4.6)	
9a	Fines and Penalties Caused by the Contractor and paid by County (Section 8.4.6.1)	
9b[a]	Fines and Penalties Caused by Force Majeure or County Fault (Section 8.4.6.2)	
9c	Subtotal Other Adjustments Fines and Penalties (Item 9a plus Item 9b)	
10	Total Liquidated Damage Adjustments for this Billing Month ($) (Sum of Item 1 through Item 8, and Item 9c)	

Notes:

a) Line 9b is a credit (negative value) for fines or penalties paid by the Contractor on behalf of the County.

(Contractor's Name)
Service Fee Invoice for Billing Month:_____
Attachment E – 2
Calculation of Adjustments (ADJ) Withholdings (a)

	In accordance with Section 8.4.7 of the Service Agreement	
1	Withholdings or Reimbursements of Withholdings; and Credits and Set-Offs this Billing Month (ALDWCS)	
1a	Failure to Make Submittals (Section 8.4.7.1)	
1b	Failure to Timely Cure Items identified on Consultant Inspection Report (Section 8.4.7.2)	
1c	Reserved	
1d	Failure to Comply with Schedules (Section 8.4.7.4)	
1e	Subtotal Withholdings or Reimbursement of Withholdings; and Credits and Set-Offs (Sum of Item 1a through Item 1d)	
2	Reimbursement of Withholdings this Billing Month	
3	Total Withholding Adjustments for this Billing Month ($) (Item 1e less Item 2)	

Notes:

a) Damages and Withholdings shall be negative adjustments and reimbursements of Withholdings shall be positive adjustments.

(Contractor's Name)
Service Fee Invoice for Billing Month:_____
Attachment F
Summary of Withholdings and Reimbursements of Withholdings

	Column A Total Accumulated Withholdings	Column B Total Withholdings From Prior Billing Months	Column C Total Withholdings This Billing Month to Date	Column D Reimbursement of Withholdings This Billing Month	Column E Net Withholdings This Billing Month
1 Failure to Make Submittals (Section 8.4.7.1)					
2 Failure to Timely Cure Items identified on Consultant Inspection Report (Section 8.4.7.2)					
3 Reserved					
4 Failure to Comply with Schedules (Section 8.4.7.4)					
5 **Total Withholdings This Billing Month** (Sum Item 1 through Item 4)					
6 **Total for Default** (Item 5 in Column A plus Item 5 in Column E) 7 Maximum Amount of Withholdings that Causes a Default Pursuant to Section 12.2.3 of the Service Agreement					
8 Contractor In Default or Not In Default	**Not In Default**				

Notes:

a) Any withholdings returned in Column D are added to the withholding in Column A.

(Contractor's Name)
Service Fee Invoice for Billing Month:_____
Attachment G
Summary of Liquidated Damages

	In accordance with Section 3.2 (l) of the Service Agreement	Boiler No. 1	Boiler No. 2	Boiler No. 3	Total
1	Operation in Excess of MCR				
1a	Operation in excess of 250,000 lbs/hr during Billing Month?	Yes/No	Yes/No	Yes/No	
1b	If No for all three (3) Boilers, No LDs				
1c	If Yes, was operation for 24 consecutive hours?	Yes/No	Yes/No	Yes/No	
1d	If Item 1c is No, no LDs				
1e	If Item 1c is Yes, was this the only 24-hour period over the previous 168-hour period?	Yes/No	Yes/No	Yes/No	
1f	If Item 1e is Yes, No LDs				
1g	If Item 1e is No, calculate LDs per Note a				
1h	Repeat for each MCR exceedance for Billing month				
1i	Total All MCR Liquidated Damages				
2	Capacity Utilization				
2a	Boiler Hours of Operation				
2b	Total Boiler Hours times 250K lb/hr				
2c	Total Steam Flow for Billing Month				
2d	Total Waste Processed in Billing Month				
2e	Capacity Utilization (Item 2c divided by Item 2b)				
2f	If Item 2e is 0.93 or greater, no LDs				
2g	If Item 2e is less than 0.93, calculate LDs as Shortfall in Tons Processed per Note b				
3	Availability				
3a	Line 2a Total / (3 times Hours in Month minus Scheduled Maintenance Boiler Hours)				
3b	If line 3a is 0.93 or greater, no LDs				
3c	If line 3a is less than 0.93, calculate LDs per Note c				
4	Total Liquidated Damages (Sum of Item 1i, Item 2g and Item 3c Totals)				

Notes:

a) ((Q steam>250K lb/hr multiplied by the number hours steam flow>MCR)/(Average steam produced /ton of Processed Waste for Billing Month)) multiplied by the current Processing Fee
b) ((.93* Item 2b)-(Total Monthly Steam Q))/(Avg lbs Steam Produced/Ton Waste Processed for Billing Month) multiplied by the current Processing Fee
c) (((Hours in Month * 3 - Scheduled Maintenance Boiler Hours)*(.93)) - (Item 2a))) multiplied by current Processing Fee

(Contractor's Name)
Service Fee Invoice for Billing Month:_____
Attachment H
Rounding Conventions

Measurements	Precision
Scaled Tonnages	100th ton
Pit Inventory	Ton
Electricity Exported	MWH
Electricity Imported	KWH
Lime Delivered	100th ton
Urea Delivered	100th gallon
Soda Ash Delivered	pound
Carbon Delivered	pound
Reclaimed Water	gallon
Potable Water	gallon
Pond A Water	100 gallons
IWTF Water	gallon
Wastewater	gallon
Time	minute
Silo / Tankage Percent Capacity	10th percent
Monetary Values	**Precision**
Electricity Sold	cent
Electricity Purchased	cent
Chemicals Purchased	cent
Water Purchased	10th cent
Wastewater Usage	10th cent
Calculated Values	**Precision**
Tons	100th ton
Per Ton Usages / Rates > Unit	100th UOM
Per Ton Usages / Rates < Unit	100th UOM
Time	100th hour
Percentages	100th percent
Sales Price / MWH	exact
Sales Price / KWH	exact
Monetary Products	cent

SCHEDULE 12B

FORM OF CONTRACTOR'S PROJECT AND ADDITIONAL SERVICE INVOICE

(Contractor's Name)
Projects and Additional Services Invoice for Billing Month: _____
Summary

	In accordance with Section 8.7 and 8.8 of the Service Agreement	
1	Monthly Projects Expenses (Attachment A)	
-		
2	Monthly Projects Expenses (Attachment B)	
3	Total Monthly Projects Expenses ($) (Sum of Item 1 through Item 2)	
		Date

Notes:

a) Payments to Contractors are positive and credits to County are negative.

SCHEDULE 12B – FORM OF CONRACTOR'S PROJECT AND ADDITIONAL SERVICE INVOICE

(Contractor's Name)
Service Fee Invoice for Billing Month:_____
Attachment A
Monthly Project and Improvement Expenses (R&R)

	In accordance with Section 8.7 and 8.8 of the Service Agreement	
1	Cost to Prepare Proposals (Section 8.7.1)	
	1a Force Majeure, Change in Law, or County Fault Expenses	
	1b Discretionary Projects Expenses	
	1c Total Cost to Prepare Proposals (Item 1a plus Item 1b)	
2	Extended Maintenance Plan Project Expenses (Section 8.7.2)	
3	Projects to Remove Impacts of Force Majeure or County Fault Expenses (Section 8.7.2)	
4	Discretionary Projects Expenses (Section 8.7.2)	
5	Total Monthly Projects Expenses ($) (Sum of Item 1c through Item 4)	

Notes:

a) Line Items 2, 3 and 4 require submittal of Affidavit and Release

SCHEDULE 12B – FORM OF CONRACTOR'S PROJECT AND ADDITIONAL SERVICE INVOICE

(Contractor's Name)
Service Fee Invoice for Billing Month:_____
Attachment B
Monthly Project and Improvement Expenses (CIP)

	In accordance with Section 8.7 and 8.8 of the Service Agreement	
1	Cost to Prepare Proposals (Section 8.7.1)	
1a	Force Majeure, Change in Law, or County Fault Expenses	
1b	Discretionary Projects Expenses	
1c	Total Cost to Prepare Proposals (Item 1a plus Item 1b)	
2	Extended Maintenance Plan Projects Expenses (Section 8.7.2)	
2a	Amount of Current Expenses	
2b	Retainage this Submittal	
2c	Return of Retainage from prior Submittals	
2d	Total EMP Expenses Due (Sum of Items 2a, 2b and 2c)	
3	Projects to Remove Impacts of Force Majeure or County Fault Expenses (Section 8.7.2)	
3a	Amount of Current Expenses	
3b	Retainage this Submittal	
3c	Return of Retainage from prior Submittals	
3d	Total FM and CF Expenses Due (Sum of Items 3a, 3b and 3c)	
4	Discretionary Projects Expenses (Section 8.7.2)	
4a	Amount of Current Expenses	
4b	Retainage this Submittal	
4c	Return of Retainage from prior Submittals	
4d	Total Discretionary Projects Expenses Due (Sum of Items 4a, 4b and 4c)	
5	**Total Monthly Projects Expenses (Sum of Items 1c, 2d, 3d and 4d)**	

Notes:

a) Line Items 2, 3 and 4 require submittal of Affidavit and Release
b) Items 2b, 3b and 4b, when applicable
c) Item 2c, 3c, and 4c are credits (negative values)

SCHEDULE 12C

FORM OF CONTRACTOR'S ANNUAL RECONCILIATION INVOICE

(Contractor's Name)
Annual Reconciliation Invoice for Billing Year:_____
Summary

	In accordance with Section 8.6 and Schedules 2, 3 and 7 of the Service Agreement	
1	Annual Processing Guarantee Shortfall Damages - Attachment A	
2	Annual Base Delivery Amount Shortfall Damages - Attachment B	
3	Annual Electric Energy Recovery Guarantee Damages - Attachment C	
4	Annual Metal Removal System Availability Guarantee Damages - Attachment D	
5	Excess Reagent and/or Utility Usage - Attachment E	
6	HHV Adjustment Amount - Attachment F	
7	On-Line Availability/Capacity Utilization Adjustment - Attachment G	
8	**Annual Reconciliation Amount Due County/(Contractor)** (Sum Items 1 through 7)	

Notes:

a) Payments to County are positive and payments to Contractor are negative

SCHEDULE 12C – FORM OF CONTRACTOR'S ANNUAL RECONCILIATION INVOICE

Annual Reconciliation Invoice for Billing Year:_____
Attachment A
Annual Processing Guarantee Shortfall Damages

	In accordance with Sections 2 and 8.6.2.1 of the Service Agreement, Item 1 of Schedule 2 of the Service Agreement and Item 1 of Part A of Schedule 3 of the Service Agreement	
1	Processible Waste Processed (Tons) [(a)]	
2	Annual Processing Guarantee (Tons)	
3	Processible Waste Shortfall (Tons) (Item 2 minus Item 1)	
4	Total Electric Energy sold (MWH)	
5	Processible Waste Processed during turbine-generator downtime (Tons)	
6	Net Processible Waste Processed (Tons) (Item 1 minus Item 5)	
7	MWH/Net Ton Processible Waste Processed (Item 4 divided by Item 6)	
8	MWH/Ton of Electric Energy Guarantee	
9	Total Net Electric Energy Revenue ($)	
10	Average Electric Energy sales price ($/MWH) (Item 9 divided by Item 4)	
11	Total Lost Electric Energy (MWH) (Item 3 times Item 8)	
12	Total Lost Electric Energy Revenue ($) (Item 10 times Item 11)	
13	County's share of Electric Energy Revenue (%)	90%
14	County's share of Lost Electric Energy Revenue (Item 12 times Item 13)	
14a	Landfill Charge (Item 3 times Landfill Tipping Charge)	
15	Total Ferrous Recovered Material sold (tons)	
16	Ton Ferrous/Ton Processible Waste Processed (Item 15 divided by Item 1)	
17	Total Lost Ferrous Recovered Material (Item 16 times Item 3)	
18	Total Ferrous Recovered Material Revenue ($)	
19	Average Ferrous Recovered Material Revenue ($)/Ton (Item 18 divided by Item 15)	
20	Total Lost Ferrous Recovered Material Revenue ($) (Item 17 times Item 19)	
21	County's share of Recovered Material Revenue (%)	50%
22	County's share of Lost Ferrous Recovered Material Revenue (Item 20 times Item 21)	
23	Total Non-Ferrous Recovered Material sold (tons)	
24	Ton Non-Ferrous/Ton Processible Waste Processed (Item 23 divided by Item 1)	
25	Total Lost Non-Ferrous Recovered Material (Item 24 times Item 3)	
26	Total Non-Ferrous Recovered Material Revenue ($)	
27	Average Non-Ferrous Recovered Material Revenue ($)/Ton (Item 26 divided by Item 23)	
28	Total Lost Non-Ferrous Recovered Material Revenue ($) (Item 25 times Item 27)	
29	County's share of Recovered Material Revenue (%)	50%
30	County's share of Lost Non-Ferrous Recovered Material Revenue (Item 28 times Item 29)	
31	**Annual Processing Guarantee Shortfall Damages due County this Billing Year ($)** (Item 14 plus Item 14a plus Item 22 plus Item 30)	

Notes:

(a) Per Item 1 of Part A to Schedule 3

SCHEDULE 12C – FORM OF CONTRACTOR'S ANNUAL RECONCILIATION INVOICE

Annual Reconciliation Invoice for Billing Year:_____
Attachment B
Annual Delivery Guarantee Shortfall Damages

In accordance with Schedule 2, Schedule 3, Section 7.1.1 and Section 8.6.2.2 of the Service Agreement		
1	Lost Processing Fees (Section 8.6.2.2.1)	
1a	Total Solid Waste delivered (Tons)	
1b	Nonprocessible Waste removed (Tons)	
1c	Processible Waste delivered (Tons) (Item 1a minus Item 1b)	
1d	Processible Waste diverted to Landfill due to Contractor Fault (Tons)	
1e	Contractor's Credit for Returned Processible Waste (Section 8.6.2.2.4, note b)	
1f	Total Processible Waste available for delivery (Tons) (Item 1c + Item 1d - Item 1e, note a)	
1g	Annual Delivery Guarantee (Tons)	
1h	Delivery shortfall (Tons) (If Item 1f less than Item 1g, then Item 1g minus Item 1f, else 0)	
1i	Processing Fee ($/Ton)	
1j	Lost Processing Fee ($) (Item 1h times Item 1i)	
2	Lost Electric Energy Revenues (Section 8.6.2.2.2)	
2a	MWH/Net Ton Processible Waste Processed (Attachment A, Line 7)	
2b	Total lost Electric Energy (MWH) (Item 1h times Item 2a)	
2c	Average Electric Energy sales price ($/KWH) (Attachment A, Line 10)	
2d	Total Lost Electric Revenue ($) (Item 2b times Item 2c)	
2e	Contractor's share of Electric Energy Revenue (%)	10%
2f	Contractor's Lost Electric Energy Revenue ($) (Item 2d times Item 2e)	
3	Lost Ferrous Recovered Material Revenues (Section 8.6.2.2.2)	
3a	Ferrous Tons/Ton Processible Waste Processed (Attachment A, Line 16)	
3b	Total lost Ferrous Recovered Materials (tons) (Item 1h times Item 3a)	
3c	Average Ferrous Recovered Material sales price ($/Ton) (Attachment A, Line 19)	
3d	Total Lost Ferrous Recovered Material Revenue ($) (Item 3b times Item 3c)	
3e	Contractor's share of Recovered Material Revenue (%)	50%
3f	Contractor's Lost Ferrous Recovered Material Revenue ($) (Item 3d times Item 3e)	
4	Lost Non-Ferrous Recovered Material Revenues (Section 8.6.2.2.2)	
4a	Non-Ferrous Tons/Ton Processible Waste Processed (Attachment A, Line 24)	
4b	Total lost Non-Ferrous Recovered Materials (tons) (Item 1h times Item 4a)	
4c	Average Non-Ferrous Recovered Material sales price ($/Ton) (Attachment A, Line 27)	
4d	Total Lost Non-Ferrous Recovered Material Revenue ($) (Item 4b times Item 4c)	
4e	Contractor's share of Recovered Material Revenue (%)	50%
4f	Contractor's Lost Non-Ferrous Recovered Material Revenue ($) (Item 4d times Item 4e)	
5	**Annual Delivery Guarantee Shortfall Damages due Contractor this Billing Year ($)** (Item 1j plus Item 2f plus Item 3f plus Item 4f)	

Notes:

a) Per Item 1 of Part A of Schedule 3
b) Recovered Processible Waste Credit (Section 8.6.2.2.4)
b1 Total Diverted Waste
b2 Total Recovered Waste
b3 Recovered Waste (Tons) in excess of Diverted Waste (Negative values reported as 0)(b2-b1)
b4 Contractor's Recovered Waste Percentage (40 percent or 0.40)
b5 Credit for Total Tons Recovered up to amount of Total Tons Diverted (if b2<b1, b2 times b4; if b2>b1, b1 times b4)
b7 Total Recovered Processible Waste Credit (b3 plus b5)

SCHEDULE 12C – FORM OF CONTRACTOR'S ANNUAL RECONCILIATION INVOICE

Annual Reconciliation Invoice for Billing Year:_____
Attachment C
Annual Electric Energy Recovery Guarantee Damages

In accordance with Schedule 2, Schedule 3, Section 7.1.1 and Section 8.6.2.3 of the Service Agreement		
1	Total Electric Energy sold (MWH)	
2	Total Processible Waste Processed (Tons) [(a)]	
3	Adjusted Processible Waste Processed for scheduled major turbine-generator overhaul (Tons) [(b)]	
4	Net MWH Electric Energy sold/Ton adjusted Processible Waste Processed (Item 1 divided by Item 3)	
5	Electric Energy Recovery Guarantee (kWh/Ton)	
6	Electric Energy Recovery Guarantee shortfall (MWH/Ton) (If Item 4 less than Item 5, then Item 5 minus Item 4, else 0)	
7	Total Net Electric Energy Revenue ($)	
8	Total Electric Energy sold (MWH)	
9	Average Electric Energy sales price ($/MWH) (Item 7 divided by Item 8)	
10	Total lost Electric Energy (MWH) (Item 3 times Item 6)	
11	Total Lost Electric Revenue (Item 9 times Item 10)	
12	County's Share of Lost Electric Revenue	90%
13	**Annual Electric Energy Recovery Guarantee Damages due County this Billing Year ($)** (Item 11 times Item 12)	

Notes:

(a) Per Item 1 of Part A to Schedule 3
(b) Per Item 2 of Part A to Schedule 3

SCHEDULE 12C – FORM OF CONTRACTOR'S ANNUAL RECONCILIATION INVOICE

Annual Reconciliation Invoice for Billing Year:_____
Attachment D
Annual Metal Removal System Availability Guarantee Damages

	In accordance with Schedule 2, Schedule 3 and Section 8.6.2.4 of the Service Agreement		
1	Ferrous Metal Removal System Availability Guarantee Damages (Section 8.6.2.4.1)		
	1a	Actual operating hours of the Ferrous Metal removal system (Hrs)	
	1b	Hours that the Ferrous Metal Removal system was capable of being operated (Hrs)	
	1c	Ferrous Metal Removal system availability (%) (Item 1a divided by Item 1b times 100)	
	1d	Ferrous Metal Removal System Availability Guarantee (%)	90%
	1e	Ferrous Metal Removal System availability shortfall (%) (If Item 1c less than Item 1d then Item 1d minus Item 1c, else 0)	
	1f	Shortfall damage ($ Per % Shortfall) (Section 8.6.2.4.1)	$5,000
	1g	Ferrous Metal Removal System Availability Guarantee Damages ($) (Item 1e times Item 1f)	
2	Non-Ferrous Metal Removal System Availability Guarantee Damages (Section 8.6.2.4.2)		
	2a	Actual operating hours of the Non-Ferrous Metal removal system (Hrs)	
	2b	Hours that the Non-Ferrous Metal Removal System was capable of being operated (Hrs)	
	2c	Non-Ferrous Metal Removal system availability (%) (Item 2a divided by Item 2b times 100)	
	2d	Non-Ferrous Metal Removal System Availability Guarantee (%)	90%
	2e	Non-Ferrous Metal Removal System availability shortfall (%) (If Item 2c less than Item 2d then Item 2d minus Item 2c, else 0)	
	2f	Shortfall damage ($ Per % Shortfall) (Section 8.6.2.4.2)	$10,000
	2g	Non-Ferrous Metal Removal System Availability Guarantee Damages ($) (Item 2e times Item 2f)	
3	**Annual Ferrous Metal and Non-Ferrous Metal Removal System Availability Guarantee Damages due County this Billing Year ($)** (Item 1g plus Item 2g)		

SCHEDULE 12C – FORM OF CONTRACTOR'S ANNUAL RECONCILIATION INVOICE

Annual Reconciliation Invoice for Billing Year:_____
Attachment E
Excess Reagent and/or Utility Usage

In accordance with Schedule 7, Schedule 3 and Section 8.6.2.5 of the Service Agreement	
1 Excess Reagent Usage (Attachment E-1)	
1a Pebble lime ($)	
1b Urea ($)	
1c Carbon ($)	
1d Subtotal Excess Reagent Usage ($) (Sum Items 1a through 1c)	
2 Excess Utility Usage (Attachment E-2)	
2a Process Wastewater ($)	
2b Natural Gas ($)	
2c Purchased Electricity ($)	
2d Subtotal Excess Utility Usage ($) (Sum Items 2a through 2c)	
3 Excess Reagent and/or Utility Usage due County this Billing Year ($) (Item 1d plus Item 2d)	

SCHEDULE 12C – FORM OF CONTRACTOR'S ANNUAL RECONCILIATION INVOICE

Annual Reconciliation Invoice for Billing Year:_____
Attachment E-1
Calculation of Excess Reagent Usage

In accordance with Schedule 7, Schedule 3 and Section 8.6.2.5 of the Service Agreement		
1	Pebble Lime	
1a	Pebble lime in inventory on first Day of Billing Year (Tons)	
1b	Pebble lime delivered (Tons)	
1c	Pebble lime in inventory on last Day of Billing Year (Tons)	
1d	Pebble lime consumed (Tons) (Item 1a plus Item 1b minus Item 1c)	
1e	Processible Waste Processed (Tons) [(a)]	
1f	Pounds (lb) of pebble lime consumed/Ton Processible Waste Processed (Item 1d times 2000 divided by Item 1e)	
1g	Pebble Lime Utilization Allowance (lb/Ton)	
1h	Excess pebble lime consumed (lb/Ton) (If Item 1f greater than Item 1g, then Item 1f minus Item 1g, else 0)	
1i	Excess pebble lime consumed (Tons) (Item 1e times Item 1h divided by 2000)	
1j	Average pebble lime purchase price ($/Ton)	
1k	Excess pebble lime costs due County ($) (Item 1i times Item 1j)	
2	Urea	
2a	Urea in inventory on first Day of Billing Year (gallons)	
2b	Urea delivered (gallons)	
2c	Urea in inventory on last Day of Billing Year (gallons)	
2d	Urea consumed (gallons) (Item 2a plus Item 2b minus Item 2c)	
2e	Processible Waste Processed (Tons) [(a)]	
2f	Gallons urea consumed/Ton Processible Waste Processed (Item 2d divided by Item 2e)	
2g	Urea Utilization Allowance (gallons/Ton)	
2h	Excess urea consumed (gallons/Ton) (If Item 2f greater than Item 2g, then Item 2f minus Item 2g, otherwise 0)	
2i	Excess urea consumed (gallons) (Item 2h times Item 2e)	
2j	Average urea purchase price ($/gallon)	
2k	Excess urea costs due County ($) (Item 2i times Item 2j)	
3	Carbon	
3a	Carbon in inventory on first Day of Billing Year (Tons)	
3b	Carbon delivered (Tons)	
3c	Carbon in inventory on last Day of Billing Year (Tons)	
3d	Carbon consumed (Tons) (Item 3a plus Item 3b minus Item 3c)	
3e	Processible Waste Processed (Tons) [(a)]	
3f	Pounds of carbon consumed/Ton Processible Waste Processed (Item 3d times 2000 divided by Item 3e)	
3g	Carbon Utilization Allowance (lb/Ton)	
3h	Excess carbon consumed (lb/Ton) (If Item 3f greater than Item 3g, then Item 3f minus Item 3g, else 0)	
3i	Excess carbon consumed (Tons) (Item 3e times Item 3h divided by 2000)	
3j	Average carbon purchase price ($/Ton)	
3k	Excess carbon costs ($) (Item 3i times Item 3j)	
3l	Total boiler operating hours (Hrs)	
3m	Pounds (lb) of carbon consumed/boiler operating hour (Item 3d times 2000 divided by Item 3l)	
3n	Carbon Hourly Feed Rate from Most Recent Dioxin Test	
3o	Carbon Utilization Allowance (lb/operating hour) (Item 3n times 110 percent)	
3p	Excess carbon consumed (lb/operating hour) (If Item 3m greater than Item 3o then Item 3m minus Item 3o, otherwise 0)	
3q	Excess carbon consumed (Tons) (Item 3l times Item 3p divided by 2000)	
3r	Average carbon purchase price ($/Ton)	
3s	Excess carbon costs ($) (Item 3p times Item 3q)	
3t	Excess carbon costs due County ($) (Lesser of 3k or 3s)	

Notes:

(a) Per Item 1 of Part A to Schedule 3

SCHEDULE 12C – FORM OF CONTRACTOR'S ANNUAL RECONCILIATION INVOICE

Annual Reconciliation Invoice for Billing Year:_____
Attachment E-2
Calculation of Excess Utility Usage

In accordance with Schedule 7, Schedule 3 and Section 8.6.2.5 of the Service Agreement	
1 Process Wastewater	
1a Process Wastewater disposed (gallons)	
1b Processible Waste Processed (Tons) [(a)]	
1c Gallons of Process Wastewater disposed/Ton Processible Waste Processed (Item 1a divided by Item 1b)	
1d Process Wastewater Utilization Allowance (gallons/Ton)	
1e Excess Process Wastewater consumed (gallons/Ton) (If Item 1c greater than Item 1d, then Item 1c minus Item 1d, else 0)	
1f Excess Process Wastewater consumed (gallons) (Item 1b times Item 1e)	
1g Average Process Wastewater price ($/gallon)	
1h Excess Process Wastewater costs due County ($) (Item 1f times Item 1g)	
2 Natural Gas	
2a Natural gas consumed (therms)	
2b Natural Gas Utilization Allowance (therms/Billing Year)	
2c Excess natural gas consumed (therms) (If Item 2a greater than Item 2b, then Item 2a minus Item 2b, else 0)	
2d Average natural gas purchased price ($/therm)	
2e Excess natural gas costs due County ($) (Item 2c times Item 2d)	
3 Purchased Electricity	
3a Electricity purchased (KWH)	
3b Purchased Electricity Utilization Allowance (KWH/Billing Year)	
3c Excess purchased electricity (KWH) (If Item 3a greater than Item 3b, then Item 3a minus Item 3b, else 0)	
3d Average purchased electricity price ($/KWH)	
3e Excess purchased electricity costs due County ($) (Item 4c times Item 4d)	

Notes:

(a) Per Item 1 of Part A to Schedule 3

SCHEDULE 12C – FORM OF CONTRACTOR'S ANNUAL RECONCILIATION INVOICE

Annual Reconciliation Invoice for Billing Year:_____
Attachment F
HHV Adjustment Amount

	In accordance with Section 8.6.2.6 and Schedule 4 of the Service Agreement	
1	Weighted Average Annual Higher Heating Value (Btu/lb)	
2	If Weighted Average Annual Higher Heating Value is less than 4,000 Btu/lb	
2a	HHV Adjustment Factor (1 minus (Item 1 divided by 4,000))	
2b	Processing Fee ($/Ton)	
2c	Processible Waste Processed [(a)]	
2d	HHV Adjustment amount ($) (Item 2a times Item 2b times Item 2c)	
3	If Weighted Average Annual Higher Heating Value is greater than 5,400 Btu/lb	
3a	HHV Adjustment Factor ((Item 1 divided by 5,400) minus 1)	
3b	Processing Fee ($/Ton)	
3c	Processible Waste Processed [(a)]	
3d	HHV Adjustment amount ($) (Item 3a times Item 3b times Item 3c)	
4	**HHV Adjustment Amount due Contractor this Billing Year ($)** (Item 2d plus Item 3d)	

Notes:

(a) Per Item 1 of Part A to Schedule 3

SCHEDULE 12C – FORM OF CONTRACTOR'S ANNUAL RECONCILIATION INVOICE

Annual Reconciliation Invoice for Billing Year:_____
Attachment G
On-Line Availability / Capacity Utilization Adjustment Amount

	In accordance with Section 3.2 (l) of the Service Agreement	
1	Was Annual Processing Guarantee Met? (Yes or No)	
2	Amount of Liquidated Damages Paid for Billing Year	
3	If Item 1 is No, enter Zero	
4	If Item 1 is Yes, enter Item 2, else Zero	
5	**Adjustment Amount is Greater of Items 3 or 4**	

SCHEDULE 12C – FORM OF CONTRACTOR'S ANNUAL RECONCILIATION INVOICE

Annual Reconciliation Invoice for Billing Year:_____
Attachment H-1
Billing Month Quantities

	October	November	December	January	February	March	April	May	June	July	August	September	Total Quantity
Processible Waste Tonnage													
Beginning Pit Inventory													
Processible Waste Accepted													
Ending Pit Inventory													
Total Waste Processed													
Total Diversions													
Diversions - Contractor Fault													
Recovered Waste													
Waste Processed During TG Outage													
Estimated Processible Waste HHV (Btu/lb)													
Net Electric Energy sold (MWH)													
Net Electric Energy Revenue													
Natural Gas (Therms)													
Total Cost of Natural Gas													
Average Cost of NG (Per Therm)													
WTE 7 Plant (45027-32509) Usage													
WTE 7 Plant (45027-32509) Costs													
Average Cost of Electricity (KWH)													
Liquidated Damages Paid pursuant to second sentence of Section 3.2(l)													
Liquidated Damages Paid pursuant to first sentence of Section 3.2(l)													

SCHEDULE 12C – FORM OF CONTRACTOR'S ANNUAL RECONCILIATION INVOICE

Annual Reconciliation Invoice for Billing Year:_____
Attachment H-2
Billing Month Quantities

	October	November	December	January	February	March	April	May	June	July	August	September	Total Quantity
Recovered Ferrous Materials													
Total Ferrous Material sold (tons)													
Total Ferrous Material Revenue ($)													
Recovered Non-Ferrous Materials													
Total Non-Ferrous Material sold (tons)													
Total Non-Ferrous Material Revenue ($)													
Available Hours													
Available Monthly Boiler Hours													
Cold Iron Hours													
Boiler Operating Hours													
Metals Recovery Systems													
C-1 Conveyor Run Time													
+5" System Run Time													
Ferrous system operating hours													
Non-Ferrous system operating hours													
Hours Ferrous system capable operating													
Hours Non-Ferrous system capable operating													
Reagent Consumption													
Pebble Lime Beginning Inventory (tons)													
Pebble Lime Delivered (tons)													
Pebble Lime Ending Inventory (tons)													
Urea Beginning Inventory (gallons)													
Urea Delivered (gallons)													
Urea Ending Inventory (gallons)													
Carbon Beginning Inventory (tons)													
Carbon Delivered (tons)													
Carbon Ending Inventory (tons)													
Boiler Operating Hours													
Boiler No. 1 operating hours													
Boiler No. 2 operating hours													
Boiler No. 3 operating hours													
Total Boiler Operating Hours													

Plant Process Wastewater (gallons)													
Solid Waste WW Usage (100 gallons)													
Rate per gal WW													
Solid Waste WW Cost ($)													
Average WW Cost per 100 Gallon													

SCHEDULE 12C – FORM OF CONTRACTOR'S ANNUAL RECONCILIATION INVOICE

Annual Reconciliation Invoice for Billing Year:_____
Attachment H
Rounding Conventions

Measurements	Precision
Scaled Tonnages	100th ton
Pit Inventory	Ton
Electricity Exported	MWH
Electricity Imported	KWH
Lime Delivered	100th ton
Urea Delivered	100th gallon
Soda Ash Delivered	pound
Carbon Delivered	pound
Reclaimed Water	gallon
Potable Water	gallon
Pond A Water	100 gallons
IWTF Water	gallon
Wastewater	gallon
Time	minute
Silo / Tankage Percent Capacity	10th percent
Monetary Values	Precision
Electricity Sold	cent
Electricity Purchased (MWH)	cent
Electricity Purchased (KWH)	1,000th Cent
Chemicals Purchased	cent
Water Purchased	10th cent
Wastewater Usage per 1,000 gallons	10th cent
Wastewater Usage per gallon	1,000th cent
Calculated Values	Precision
Tons	100th ton
Per Ton Usages / Rates > Unit	100th UOM
Per Ton Usages / Rates < Unit	100th UOM
Time	100th hour
Percentages	100th percent
Sales Price / MWH	exact
Sales Price / KWH	exact
Monetary Products	cent

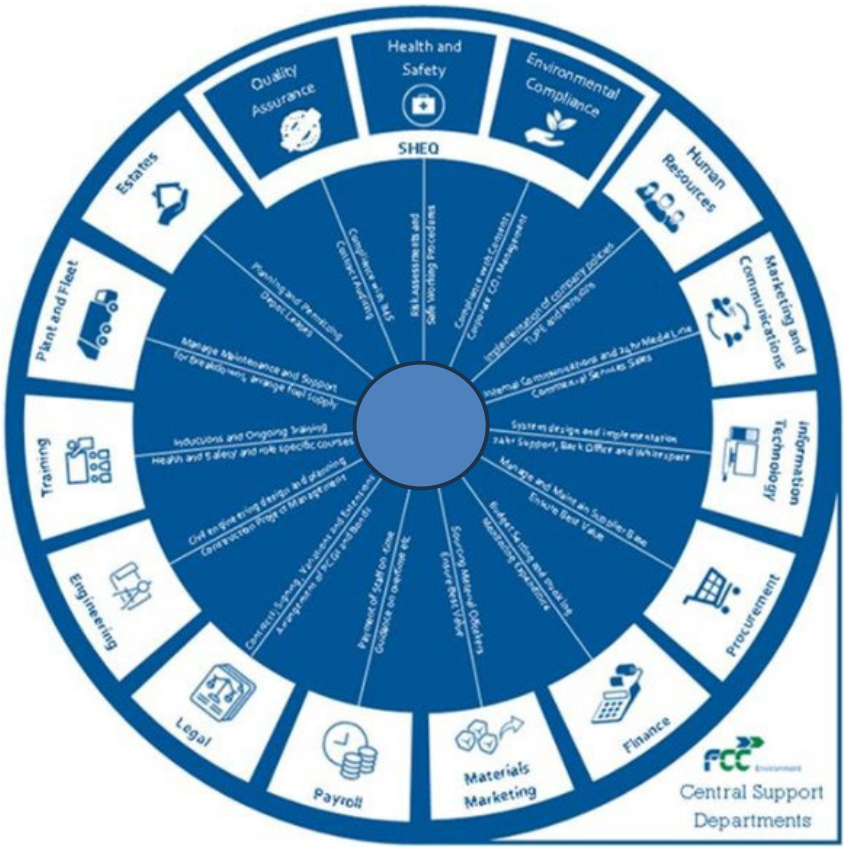

FCC Management Organization Chart

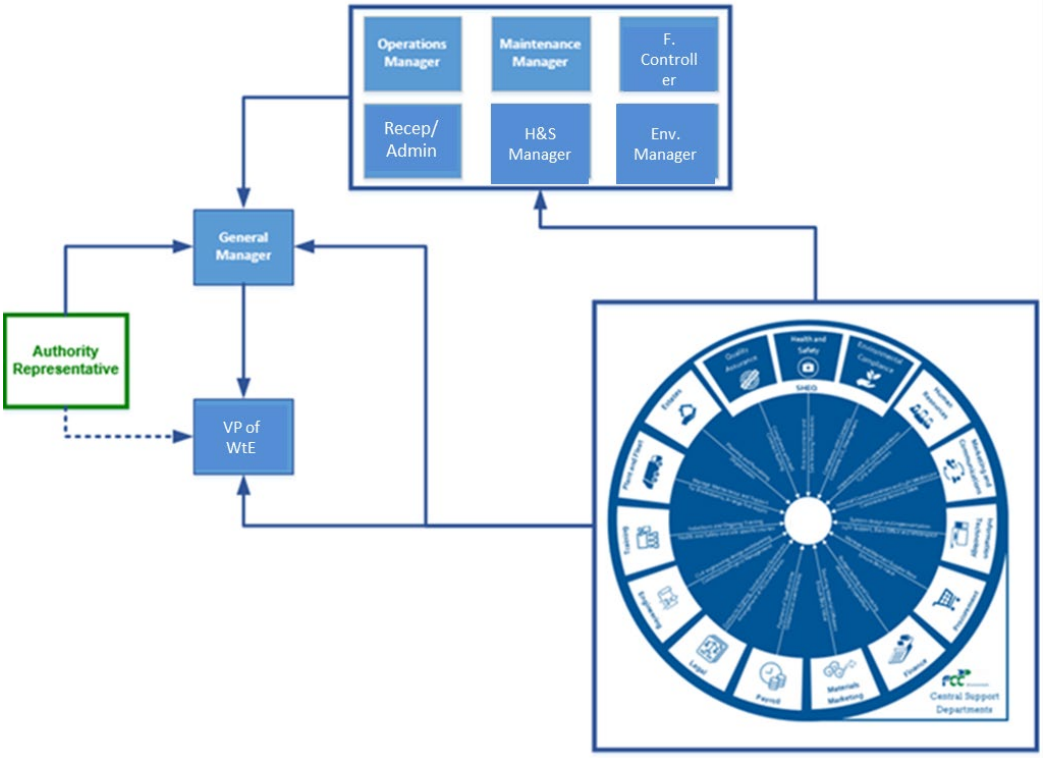

5.1.3. DETAILED STAFFING PLAN

5.1.3.1. COMPANY'S CORPORATE AND REGIONAL STRUCTURE

As a company, and as described throughout this carefully crafted proposal for Pinellas County, FCC has a wealth of experience in operating and maintaining Waste to Energy Facilities. As such, FCC's corporate/regional level, consists of the individuals depicted in the chart below, each with an abundance of skill, training, and expertise in the WtE industry so that our company can successfully oversee all aspects of each of our facilities.

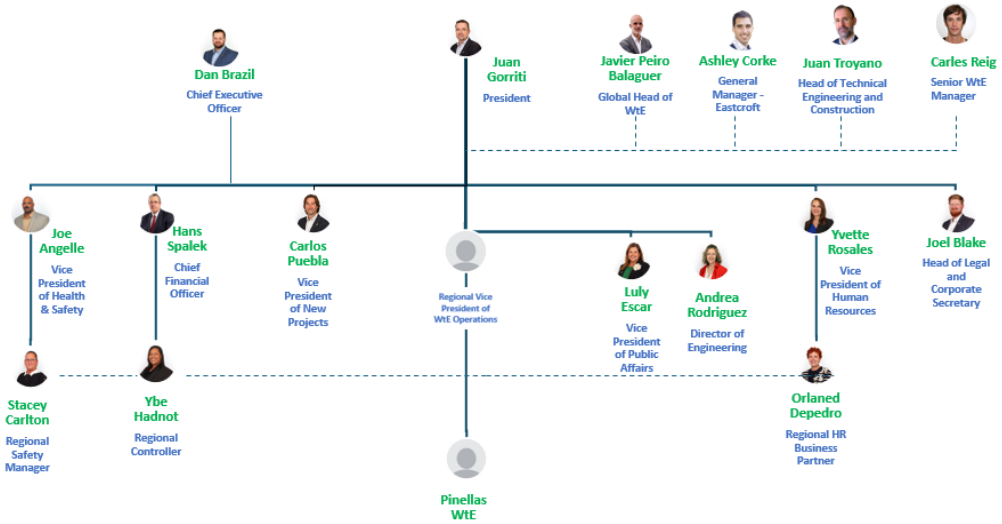

Company's corporate and Regional Team

FCC's Global Head of WtE, Javier Peiro, will be involved in the transition and the ongoing operations of this project. From overseeing project metrics to ensure a seamless transition for the County, to providing FCC's Vice President of WtE Operations invaluable resources and guidance to ensure that Pinellas County receives the very best level of service.

Additionally, the Pinellas County facility and staff will receive significant support and guidance from current General Manager for the Eastcroft WtE facility (Ashley Corke), Head of Technical Engineering and Construction (Juan Troyano), and Senior WtE Manager (Carles Reig). With these three having a combined nearly 60 years of direct experience in the WtE industry, FCC will have the ability to directly support our Vice President of WtE Operations in addition to our Facility Manager for the Pinellas County WtE Facility.

FCC's regional team (Safety Manager, Controller, HR Business Partner, etc.) will provide further key support in various aspects of the daily operations. Each individual of our regional team has an impressive level of experience in the solid waste industry and will have the ability to provide all various levels of support including but not limited to financial forecasting and analysis, retention and hiring, and ensuring all personnel conduct their responsibilities in a safe manner. With the support of these personnel, FCC will have the ability to ensure efficient operations and maintenance services conducted under absolute safety at all times.

As an important note, in order to successfully provide the operation and maintenance services for Pinellas County in a satisfactory and reliable manner, FCC is committed to hiring a Vice President of Waste to Energy Operations. This position will be fully committed to providing FCC's Facility Manager for the Pinellas WtE Facility absolute support.

Dan Brazil-CEO

Dan has nearly **20 years of experience** in transportation operations and environmental services. He worked for UPS and Waste Management in the Midwest before joining FCC.

He has vast knowledge in operations, safety, and customer focus environments driving continuous improvement through employee engagement and performance management. As Chief Executive Officer, Dan is responsible for and oversees the entirety of FCC's US operation. Dan has overseen many of FCC's transitions and has a complete understanding
of the needs to provide a successful and seamless transition for the Region.

Juan Gorriti – President

Juan boasts **17+ years of solid waste industry experience** including the project development of future Waste to Energy facility builds and operation and maintenance services and transition services for existing Waste to Energy facilities. As the former Head of Projects for FCC's UK, CEE, and Portugal sector, Juan oversaw project teams of as many as 20 people to develop strategic operation models, prepare tenders for various project types (PFI/PPP) as it relates to Waste to Energy.

Now as the President for FCC's U.S. operations, Juan leads our efforts in transitioning our global success in all aspects of Waste to Energy to North America. Included in these efforts, Juan has attended several Waste to Energy conferences as a key speaker on the importance of the technology and how it relates to our environment and the industry. Furthermore, Juan has toured several existing Waste to Energy facilities as a way to better understand the way in which WtE facilities are operated within the U.S. These important distinctions have allowed Juan to apply his immense experience in order for FCC to provide a superior service.

Additionally, Juan prioritizes and consistently meets with municipalities throughout the Country in order to better educate them on the opportunities of Waste to Energy and how FCC can best provide these services. Also, due to his critical experience and expertise, Juan regularly provides guidance and analysis for FCC's global assets to ensure that our facilities operate at the expected level of performance.

Javier Peiro Balaguer – Global Head of Waste to Energy

Javier is a civil engineer and holds a master's degree in structural engineering from the Universidad Politecnica de Madrid. Along with focusing on strategies and technologies for the implementation of waste treatment solutions, he additionally specializes in project finance.

Javier holds **25+ years of direct experience** in managing Waste to Energy facilities, having started as a project manager in 1999 for Urbaser. Through his top-level talent and innate understanding of the

industry, Javier rose to the position of CEO of Urbaser in the United Kingdom. As part of his numerous accomplishments, Javier successfully developed multiple Waste to Energy facilities as well as successfully negotiated with the various different partners needed for multiple projects involving the energy recover of municipal solid waste.

Since joining FCC in July 2024, Javier has rapidly provided expert guidance on identified opportunities for improvement as well as developed and has overseen the implementation of short, mid, and long-term strategies to better capture these opportunities.

As it pertains to Pinellas County, Javier will provide expert guidance and support to FCC's Vice President of Waste to Energy Operations, ensuring that capital projects approved by the County are carefully planned and precisely executed, remaining in budget and on time throughout. Additionally, Javier, through his numerous contacts throughout the industry worldwide, will have the ability to provide support for large maintenance repair and replacement projects by ensuring that these are conducted by the very best party and fall within budget and timeframe.

Ashley Corke – General Manager Eastcroft

Ashley brings over **15+ years of experience** in the development, operation, and asset performance of Waste to Energy facilities before joining FCC in 2020. He has vast knowledge in operations, safety, and environmental compliance, driving continuous improvement through employee engagement and performance management.

As General Manager, Ashley is responsible for long-term site development and full P&L accountability for FCC's Eastcroft facility. Through his several years of direct experience of operating and maintaining various styles and equipment pertaining to WtE facilities and key experience within the FCC company, Ashley will provide invaluable support to both FCC's appointed Vice President of Waste to Energy Operations and Facility Manager for Pinellas County in all aspects including but not limited to analyzing the performance of the facility, guidance on improvements or opportunities to existing processes, and ensuring that the facility continuously exceeds compliance.

Carles Caball Reig – Senior WTE Manager

Carles has **16+ years of experience** in the Waste to Energy sector with an impressive level of experience in providing technical expertise for project management, development, construction, and all aspects of operations and maintenance of new and existing WtE projects worldwide.

Carles will be able to provide significant support to the Pinellas County facility both through the transition from the incumbent to our company, ensuring that each phase is completed timely and to the expected degree, but also throughout the operation and maintenance of the facility, through his direct experience in revamping, upgrading, and improving our facilities throughout the world. As a brief summary, Carles has been a key member in the following WtE projects for FCC; Edinburgh & Midlothian, Mercia, Greatmoor, Eastcroft, Allington, Drumgray (ongoing), and Lostock (ongoing).

Juan Troyano – Head of Technical Engineering and Construction

Juan has **27+ years of experience** in the engineering and construction projects with over **19 years** of directly providing these efforts for upcoming and existing Waste to Energy facilities. In his current position, Juan provides technical and engineering guidance to our operations team members for our WtE facilities within the UK.

Due to FCC's continuous commitment to promoting this beneficial solution for waste, Juan has extensive experience at creating and implementing detailed project forecasts for the infrastructure of the facility. He additionally manages a team of 20 engineers that oversee technical engineering design, cost management and procurement, project management and construction, and waste to energy projects.
As it pertains to the Pinellas County project, Juan will provide significant support to our facility management team in developing and projecting scheduled outage plans, impart guidance and expertise on the safest and most efficient solutions to resolve emergency or forced outages/repairs. As a brief summary, so that the County may better understand Juan's expertise, he has been a key member in the following WtE projects; Eastcroft, Kabd, Belgrade, Olsztyn, Lincoln, Greatmoor, Mercia, and Lostock (ongoing).

Stacey Carlton – Regional Safety Manager

Stacey has **20+ years of experience** in waste and recycling and has been with FCC since 2022. As the Regional Safety Manager, Stacey ensures that all FCC locations are operating in compliance with FCC's Safety Plan. Stacey works with a team of Training Managers who are responsible for providing initial safety training which includes FCC's 'Rules to Live By.'

Stacey has played an integral role in many of FCC's transitions by ensuring that all new hires have completed the initial training classes, received equipment training specific to their role, and that they have signed off to operate FCC equipment by a certified FCC Mentor or Manager. During ongoing operations of the facility, Stacey will provide expert guidance to our facility team on best and safest practices for each role in question. Additionally, as part of the compliance process, Stacey will work closely with our facility management to ensure that all inspections and testing are conducted by each required date in order to ensure that we maintain compliance at all times.

Ybe Hadnot – Regional Controller

Ybe has **12+ years of experience** in accounting and **5+ years of experience** in the solid waste industry, having joined FCC 2019. As the Regional Controller, Ybe ensures that all FCC locations are reporting their expenses and revenues accurately and timely with FCC's monthly timelines.

Included in her responsibilities, Ybe works closely with our finance department to ensure that all reports are accurate and complete, making sure that all internal controls and compliance metrics are met, prior to reviewing with Operations. Often these reviews will include an analysis at a detailed level of major expense components such as labor, maintenance, and 3rd party costs. Through this process, Ybe is able to aid our Regional and Site Operations team in providing the necessary support to make key strategic decisions.

Luly Escar – Vie President of Public Affairs

Luly has **27+ years of experience** in Public Affairs for both the public and private sector. As the Vice President of Public Affairs, Luly heads FCC's efforts in developing important relationships with municipalities across the US. Additionally, Luly manages all external communications, marketing, social media, and state and federal affairs for the company.

Andrea Rodriguez – Director of Engineering

Andrea has **15+ years of experience** within the solid waste industry. As part of the FCC team, she is directly responsible for all engineering and technical aspects of FCC Environmental Services' U.S. post-collection facilities. As FCC's Head of Engineering, Andrea has overseen the design, construction, and ongoing operation of our single-stream facilities in both Dallas and Houston, including various efforts in regard to P&L management, and business development.

The Dallas and the Houston facilities were awarded by the NWRA as the Recycling Facility of the Year, recognized for its innovation, quality of material and sustainability. Currently, Andrea is involved in the construction projects in Placer County, CA as well as implementing proven methods of improved efficiency on all aspects of the Post Collections site. Andrea continues to lead the industry in innovative strategy to best optimize operations and develop long-lasting design and construction of facilities, having recently **been awarded 40 under 40 recognition by Waste360.**

Orlaned Depedro – Regional HR Business Partner

Orlaned has **12+ years of experience** in employee benefits, relationships, and compliance. As the Regional HR Business Partner, Orlaned works closely with each of our locations to ensure that all staffing needs have been met, and that FCC remains compliant throughout the onboarding and benefit enrollment process.

Orlaned, along with her department team members, regularly visit each of our sites to ensure that our existing employee base are in good spirits and satisfied with their role. With this experience, Orlaned will support FCC's Pinellas facility in an integral manner, by working diligently within her team to accurately recruit and hire the necessary number of personnel in anticipation of the contract commencement.

5.1.3.2. STAFF ORGANIZATION CHARTS

In accordance with Section 3.4.1 (Staffing) of the Service Agreement, FCC shall secure and provide appropriate personnel skilled in all aspects of the Work for which we are responsible. FCC shall also staff the Facility consistent with prudent industry practices to enable FCC to perform all of our obligations and duties under this Agreement in a timely and efficient manner.

FCC's organizational structure detailing the minimum staffing requirements (by position) required to deliver the Contract is presented below:

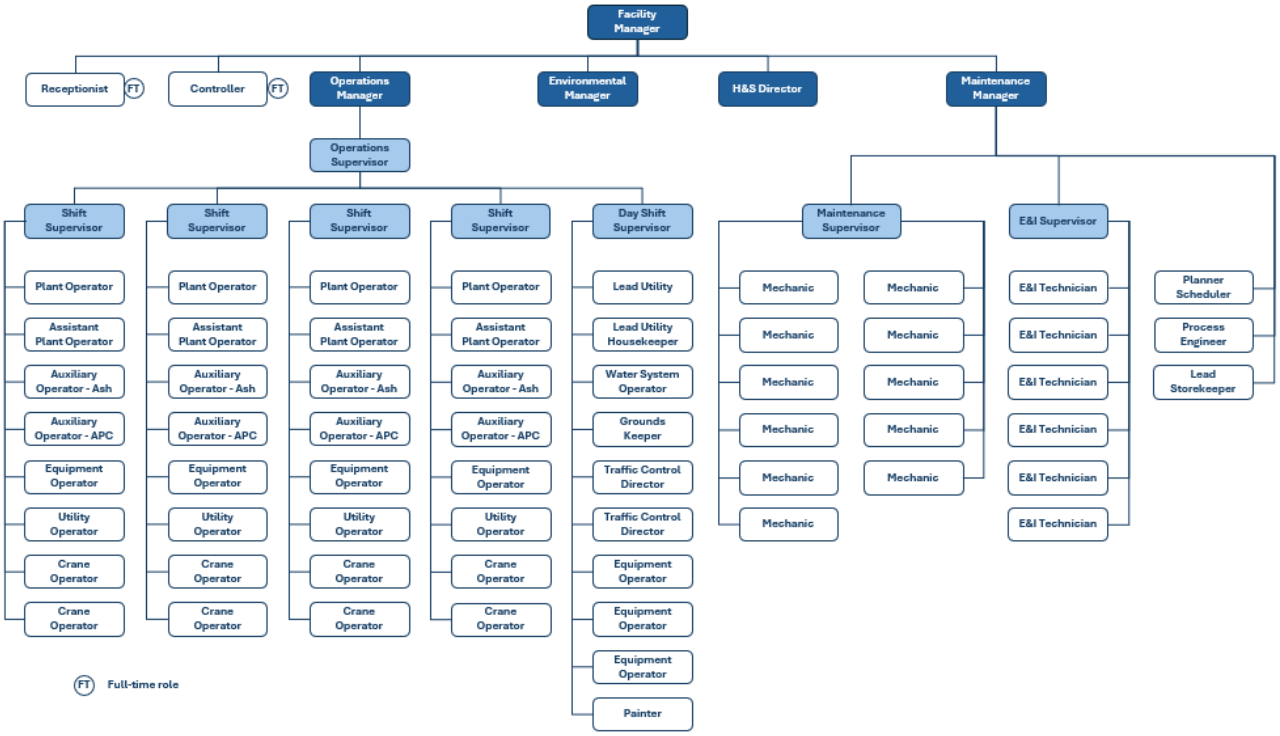

The Contractor may increase the actual number of employees illustrated above with any variation to be notified to the County's Authorized Representative in writing as and where required. Other than those complementary services to be delivered by supply chain partners (see Section 5.1.7 (Contracted Services) below), it is the intention of FCC to deliver the day-to-day operation and maintenance of the facility using company employees only. It may be the case that from time-to-time FCC may engage contract employees to support the organization team illustrated above however should this requirement occur; FCC will seek to limit such additional support to short-term engagements and always through the engagement of adequately qualified and experienced personnel.

5.1.4. FACILITY MANAGEMENT STRUCTURE

FCC will ensure that the management of the Facility is delivered effectively and efficiently by drawing on our existing domestic and international portfolio of operating comparable treatment facilities. FCC anticipates three levels of operational management as illustrated in the management structure below.

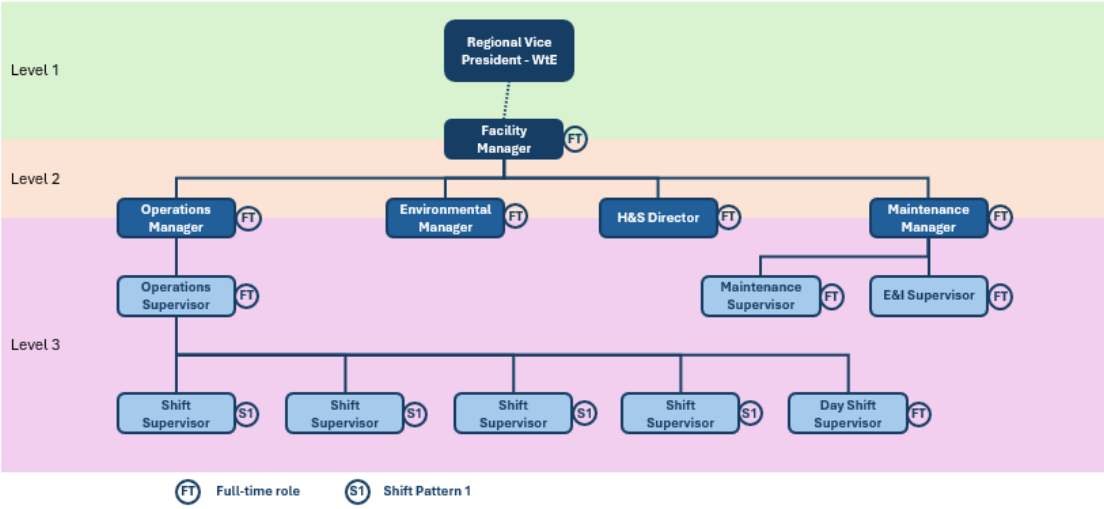

Level 1 – Strategic Management

The Facility Manager will have ultimate responsibility for compliance with the Service Agreement and the delivery of all Work at the Facility. The Facility Manager will report directly to the Vice President of Waste to Energy Operations and will be required to provide regular performance updates with respect to compliance with annual plans and budgets as well with the Agreement. The Vice President of Waste to Energy Operations and Facility Manager will be responsible for determining and agreeing strategic priorities in relation to the delivery of the Agreement.

Level 2 – Senior Facility Management

The Facility Manager will be ultimately responsible for all Facility personnel employed to deliver the Works however will delegate the ongoing management of specific aspects of the operation and maintenance of the Facility. Departmental leads will be granted delegated authority to manage their disciplines and will be required to report on the performance of their departments in accordance with the reporting requirements under the Service Agreement including, for the avoidance of doubt, those listed within Schedule 6 (Reporting Requirements), any reports required by Governmental Authorities and/or in accordance with Applicable Law.

The senior facility management team will participate in regular, periodic performance review meetings to discuss, amongst others, the proceeding months and year to date performance, compliance with the Service Agreement (including the Performance Guarantees), the status and outcome of any and all performance optimization and improvement activities scheduled for the preceding period, as well as any anticipated activities scheduled for the forthcoming month. The Facility's safety performance will be a recurring priority agenda items for all senior management meetings and will include, amongst others, the results of all Facility safety inspections and any required actions which have been undertaken or are due to be undertaken as a result of any applicable findings.

Level 3 – Supervisor Management

The third tier of management at the Facility will include all operational and maintenance supervisors whose responsibility will be to oversee the coordination and provision of the services across their respective teams. In addition to those supervisory requirements detailed within the individual job specifications (see Section 5.1.6 (Job Descriptions) below), supervisors will support the senior facility management team in the delivery of their overarching responsibilities, deputizing for the senior management team as and when required.

This will include facilitating the provision of information necessary to comply with all reporting requirements (including those detailed within Schedule 6 (Reporting Requirements) of the Service Agreement – It is anticipated that the compilation and submission of Daily and Weekly reports will be the responsibility of the Supervisor Management team.

5.1.4.1. OPERATIONS DEPARTMENT

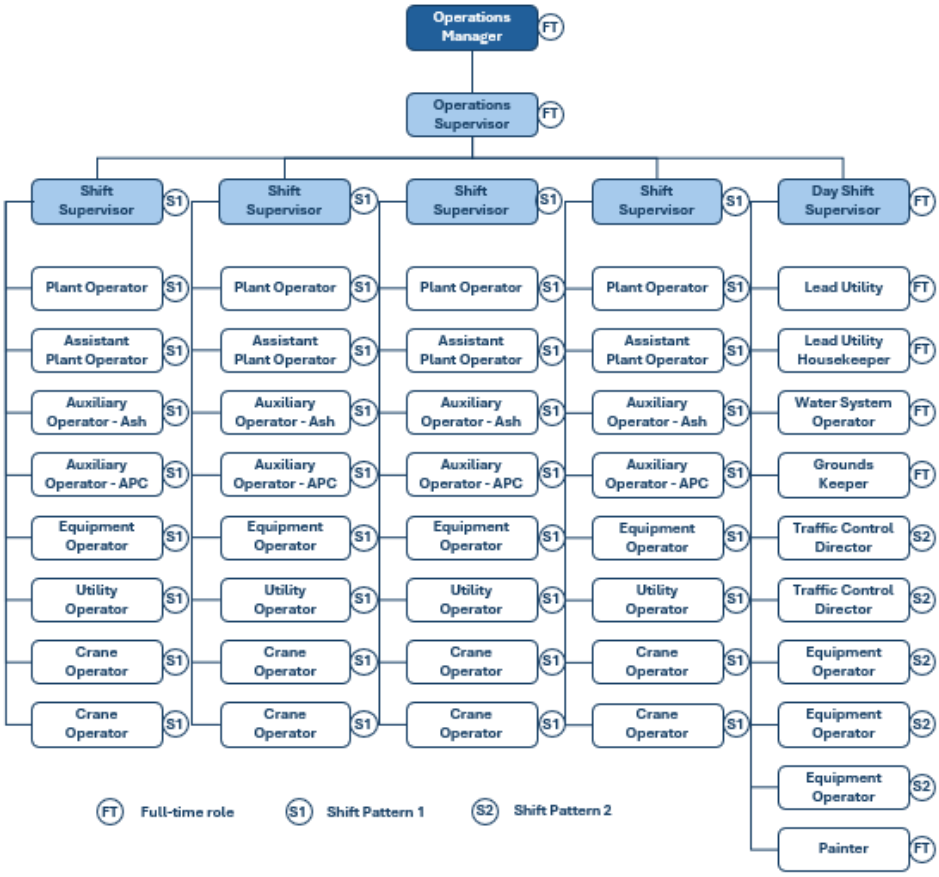

The Operations Department will consist of a total **49 members** of Facility personnel, 41 of which will be employed on a shift working basis (see Section 5.1.4.3 (Hours of Employment) below for more information). The Operations Manager and Operations Supervisor will manage five distinct teams; four of which will operate on an identical rotating shift pattern to oversee the combustion and energy generation process, and a fifth 'Day Shift Team' who will deliver services throughout the Receiving Time and will be responsible for, amongst others, the coordination and receipt of Waste into the Facility and maintaining the Facility and Facility Site to the required standard.

5.1.4.2. MAINTEANCE DEPARTMENT

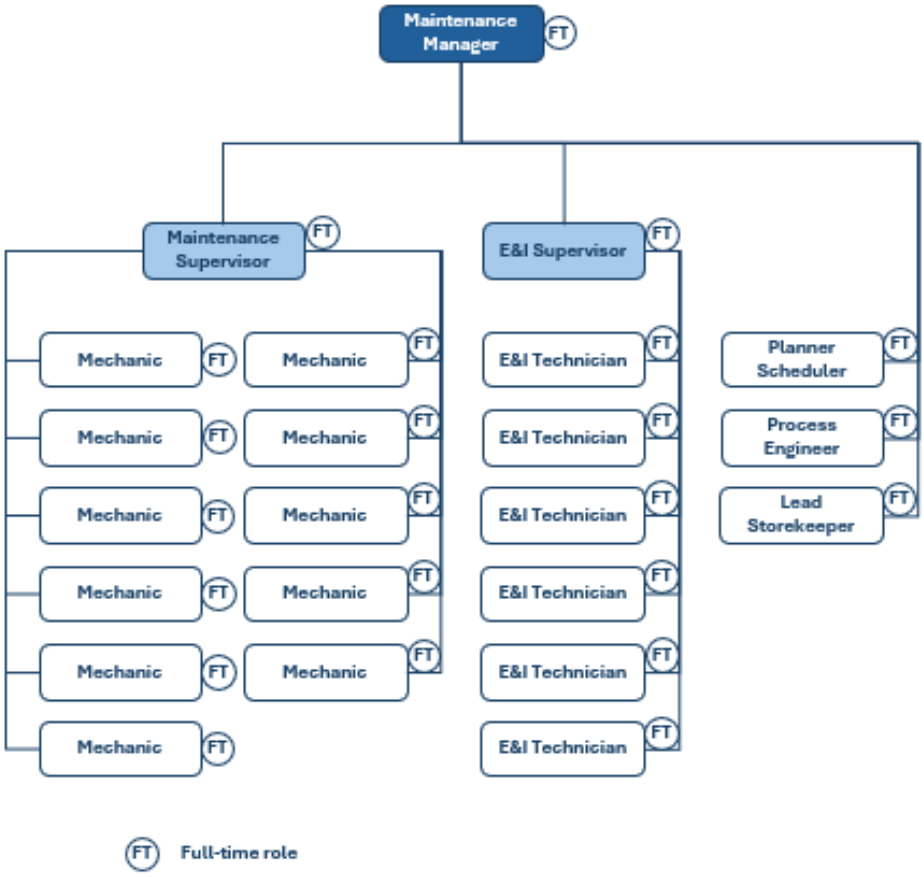

The Maintenance Department will consist of **23 full-time employees** whose ultimate responsibility will be the coordination and delivery of all maintenance tasks (including, for the avoidance of doubt, all Repairs or Replacements and Punch List Items) as well as maintaining all electrical and instrumentation equipment at the Facility and Facility Site. The maintenance department will maintain the Facility in a good physical and operational condition and appearance consistent with the Standards of Maintenance and Schedule 15 (Non-Process Maintenance and Customer Service Standards). The Maintenance Department will be responsible for the coordination and delivery of all planned maintenance outages including the management of sub-contractors engaged to deliver bespoke maintenance activities.

The Maintenance Department will be responsible for maintaining the CMMS, ensuring that the status and condition of all equipment is kept up to date giving due regard to the delivery of planned and unplanned maintenance as relevant, and that the Spare Parts and Equipment List are maintained at the required level (including Critical Spare Parts stock) so as to limit the avoidance of downtime at the Facility.

5.1.4.3. HOURS OF EMPLOYMENT

Staffing at the Facility is anticipated to be delivered through the employment of seventy-seven (77) full-time and shift working personnel:

- 36 full-time employees (40 hours per work exclusive of overtime);
- 41 shift working personnel:

Other than during planned or unplanned outage periods, the Facility will be operated continuously. The operations staff are led by the Operations Manager and include four regular operations shifts with nine (9) personnel on each delivering comparable functions. The regular shift teams work a 12-hour rotating shift schedule over a four-week cycle, providing 24/7 coverage over the entire year. Each team works four consecutive night shifts, followed by three days off duty, works three consecutive day shifts, followed by one day off duty, works three consecutive night shifts, followed by three days off duty, work four consecutive day shift, then have seven consecutive days off duty. Personnel work an average of 42 hours per week.

Shift	Week 1							Week 2							Week 3							Week 4							Hours
	1	2	3	4	5	6	7	8	9	10	11	12	13	14	15	16	17	18	19	20	21	22	23	24	25	26	27	28	
Team 1																													168.0
Team 2																													168.0
Team 3																													168.0
Team 4																													168.0
Total hours	168.0							168.0							168.0							168.0							***672.0***

The Operations department also includes a day shift team that consist of eleven (11) personnel. Six (6) of the roles are delivered on a full-time basis, however five (5) members of the Day Shift Team will be required to work either a shift pattern or agreed overtime hours which ensures that adequate resourcing of the Traffic Control Director and Equipment Operator roles will be deployed throughout the hours during which waste will be received at the Facility (Shift Pattern 2). FCC would evaluate these positions and their working hours to ascertain what the most valuable working pattern may be for the business operation and the persons involved.

5.1.5. APPROACH TO RECRUTIMENT

As mentioned earlier, and in accordance with Section 3.4.1 (Staffing) of Service Agreement, FCC is committed with the retainage and assignment of qualified, experienced management, technical and supervisory personnel. **Retainage of personnel employed by the prior contractor, is of foremost importance to the successful implementation, development and completion of the Work.**

A successful recruitment plan for a waste-to-energy facility transfer requires a multi-pronged approach, primarily focusing on employee retention, but which anticipates the requirement to attract new talent as required. Fundamental to the plan will be clear and regular lines of communication and the provision of adequate incentives, which will form the foundations of partnership building and will help to ensure a smooth transition for affected employees as part of onboarding process to FCC. FCC will seek to communicate the relevant aspects of the transition plan to all affected employees at the earliest possible opportunity and in doing so, will be transparent about the timeline, the reasons and process for transfer, and FCC's commitment to supporting employees through the process.

During the Transition Period, the **FCC's ambition will be to engage with all staff currently employed by the prior contractor to offer the opportunity to continue service at the facility and for them to air any concerns they may have with the transition**, this will likely be done in larger groups unless otherwise requested. FCC would interview with the site management to ensure both parties are comfortable with the continuation of service with respect to leadership and knowledge capabilities. FCC will prioritize recruitment of the senior management team, starting with the Facility Manager, with the aim of offering the opportunity for promotion to less senior personnel should any of the existing management or supervisor candidates decline recruitment.

FCC is committed to employing the best available candidate for each role at the Facility. Consequently, it may be necessary to support recruitment efforts through the advertisement of roles. Where requirement dictates, FCC will engage with a range of recruitment specialists to assist in attracting the most desirable candidates. Where possible, priority will be given to recruiting from the local workforce so long as candidates are able to demonstrate they satisfy FCC's minimum requirements for the role.

In light of our proposed approach to recruitment, it is not currently possible to name a proposed candidate or candidates for the Facility Manager, along with other key functions nor supply resumes for intended on-site personnel. FCC will however provide resumes for inclusion in Schedule 13 (Staffing Plan) once they are available. FCC has however provided resumes for the off-site personnel who will support the delivery of the Service Agreement (see below), as illustrated in Section 5.1.9 (Company's Corporate and Regional Structure) above, in **Appendix 4** (Corporate and Regional Staff Resumes) of this Staffing Plan.

5.1.6. JOB DESCRIPTIONS

FCC's employees and personnel performing services relative to the Facility or the Facility Site, or both, shall be experienced, fully qualified, trained and, to the extent required by Governmental Authorities, validly licensed to perform such Work. All employees will be required to secure the applicable licenses as required by Local, State, Federal, Environmental and/or Health/Safety Regulatory agencies as applicable to the role that they will deliver on behalf of FCC. FCC shall require that all of its employees and personnel performing Work maintain and keep current all personnel training, licenses and certifications, as applicable. See Appendix 3- JOB DESCRIPTIONS.

5.1.7. CONTRACTED SERVICES

Despite employing sufficiently experienced and qualified personnel to operate and maintain the Facility, there will be a range of skills and/or services which will be delivered by various sub-contractors to fulfil the requirements of the Service Agreement. The full range of contracted services can be broadly captured under the following four categories, with examples provided for each:

- High value, irregular – Replacement of plant and equipment (including rolling stock) in accordance with lifecycle and replacement requirements.
- High value, regular/semi-regular – Utilities, process reagents (including water treatment chemicals), service agreements for specialist/critical equipment, planned maintenance sub-contractors during outage periods.
- Low value, regular – chemical testing, maintenance consumables including oils and lubricants, software licenses and related ongoing support, pest control, landscaping, IT equipment subscriptions, cellphone contracts.

- Low value, irregular – Replacement PPE, office supplies (including stationary, paper, replacement furniture).

It is anticipated that over one-hundred sub-contractors could be employed by the Contractor to support the delivery of the Service Contract. To ensure a smooth transition from current operator to FCC at the start of the Transition Period, FCC will request from the current operator a full list of current sub-contractors and suppliers used to support the operation and maintenance of the Facility. The Contractor will initially seek to utilize the existing sub-contractors and suppliers wherever possible to deliver the Service Agreement, and either novate existing agreements or establish new sub-contractor agreements (subject to our on-boarding procedures). Priority will be given to high priority services including any which would be required during the early stages of the delivery of the Service Agreement.
Should any gaps in service provision be identified or there is a clear need to immediately replace an existing service provider, the Contractor will approach alternative sub-contractors from its existing supply chain and/or invite tenders from alternative suppliers, locally based wherever possible, who are able to satisfy our on-boarding requirements.

On-boarding process for Sub-Contractors

FCC's approach to on-boarding will commence during the Transition Period. FCC will seek to utilize the existing supplier list for the Facility but compliment it with FCC's existing approved suppliers where necessary. Nonetheless, all new Sub-Contractors to FCC will be subject to FCC's 'on-boarding' process which seeks to undertake the following due diligence:

- Legal compliance –FCC will conduct a review of any proposed sub-contracts or service agreements as well as the potential sub-contractor's terms and conditions.
- Financial standing – The creditworthiness of each supplier will be evaluated and assessed relative to the value of the scope of works being procured. Only companies that are able to demonstrate that they can satisfy FCC's order requirements will be accepted under the on-boarding process. FCC will also ensure that the proposed sub-contractor has in place all necessary insurances and the requisite levels of indemnity.
- Ethics checklists – Each sub-contractor will be required to provide, amongst others, evidence of the quality, environmental, and health and safety management systems the sub-contractor operates under, applicable permits and licenses (as required), and any other applicable certifications and/or accreditations.

5.1.8. CONTROL OF SUB-CONTRACTORS PROCEDURE

All sub-contractors engaged to deliver contracted services will be subject to the Control of Contractors procedure which will define the conditions which must be adhered to in order to ensure the continued health, safety and welfare of those carrying out the work, whilst delivering the contracted services to time, budget and to the required standards.

Pre-start Requirements

Prior to work starting, the Contractor will ensure that all sub-contractors are made aware of any specific hazards and control measures associated with the works they are undertaking at the Facility. These hazards must be incorporated into the sub-contractors' risk assessment(s)/ contracted service method statements (RAMS) – All sub-contractors must provide risk assessment(s)/ contracted service method statements for all tasks to be carried out at the Facility as part of the works they are being engaged to undertake.

A suitable and sufficient contracted service method statement, as a minimum, should give due consideration to:

- The date and location of the activity taking place. If working a weekend, how this will impact upon operations with regards to access/egress to the Facility Site, supervisory monitoring, etc.
- Overview of the works, inclusive of expected timescale/milestones, and key personnel and appropriate contact details.
- Key objectives and quantifiable standards which are to be achieved to demonstrate the quality of the works including any commissioning requirements.
- Who will be carrying out the activity along with information regarding their training and competencies. This should include all sub-contractor personnel who will be attending the Facility to participate in the works.
- What plant/equipment will be used, when, by whom, and for what purpose.
- A detailed breakdown of the task from start to finish including actions to be taken in the event of an emergency (to include procedures in the event of a fire, spillage, accident, gas release or other significant incident).
- First aid requirements and who nominated first aid personnel are for the duration of the works.
- Accident, incident and near miss reporting – Near misses and personal injury/property damage/environmental incidents must be reported to site on the day of the incident, and who they should be reporting any such event to.

To aid with ensuring that RAMS received are suitable and sufficient, the sub-contractor should:

- Review all aspects of the works and associated activities.
- Provide a level of detail within the RAMS that is proportionate to the risks involved within the work activities.
- Give consideration to how the works will be organized.
- Identify the significant hazards and risks associated with the works, evaluate those risks and ensure that appropriate controls are listed and implemented.
- Ensure that consideration is given to non-routine operations.
- Ensure that RAMS are undertaken and completed by competent staff.
- Ensure the validity of the RAMS (i.e., they are valid for the duration of the works at least).

All applicable employees delivering works on behalf of sub-contractor must complete a site-specific induction for the Facility prior to commencing any works on site and demonstrate that they have sufficient competency to deliver the sub-contracted tasks. Sub-contractors will be required to provide copies of relevant training certificates (including, for example, working at height, confined space entry certificates, certifications for electrical work, certification for scaffolding erection/inspection) which must be current and valid for the duration of the works to be undertaken.

A pre-start meeting will be held with each sub-contractor engaged to deliver contracted services. I addition to ensuring the above Contractor requirements have been satisfied by the sub-contractor, the meeting will be used to ensure complete understanding of the required works, how the works will be carried out, by who, when, and whether specific plant and equipment will be required and how and when that will be used and request relevant documentation for the task.

During delivery of contracted services by Sub-Contractor

The Facility Management team are to deliver appropriate and regular inspections of contracted services to ensure that RAMS are complied with at all times and that milestone and quality objections are being achieved:

- Where a sub-contractor attends the Facility Site for one day only or for ad-hoc works, daily checks should be undertaken.
- For sub-contractors attending the Facility Site for at least two (2) consecutive days, checks should be completed regularly throughout the duration of the works (at least once per week) – For high-risk work that checks should be completed daily.
- For highly regular sub-contractors (for example, leachate tanker drivers and landscapers/pest control), random checks must be undertaken and at least every six (6) months (on the proviso that the works are covered by existing RAMS received).

On completion of the works, a representative of the Facility Management team, in conjunction with the sub-contractor, are to physically inspect the area of work with the sub-contractor to ensure that it is left in a clean, tidy and safe condition and that all waste materials have been disposed of correctly. In addition, the work should be reviewed to ensure that it has been carried out to an acceptable standard, and that the key objectives defined within the contracted service method statements have been achieved.

Once it has been confirmed that the works have been completed to the required standard, all documents relating to the contracted service will be filed together and retained as a specific document package relating to the specific contracted service.

5.1.9. CORPORATE AND REGIONAL STAFF RESUMES

See **Appendix 4-** CORPORATE AND REGIONAL STAFF RESUMES

SCHEDULE 14

COUNTY PERMITS

The Contractor shall be responsible for compliance with the following County Permits, as such Permits may be renewed or amended, as well as additional monitoring and reporting as required by Applicable Law.

1. Power Plant Siting Act - Site Certification and Conditions of Certification PA 78-11 (Units 1 and 2) and PA 83-18 (Unit 3)
2. Florida Department of Environmental Protection Title V Air Operation Permit – 1030117-019-AV
3. BWA Landfill Solid Waste Operating Permit – 34184-022-SO-01
4. Minor Modification 34184-027-SO-MM to Solid Waste Operating Permit for Fe Metals Cleaning System operation
5. EPCRA SARA Teir II (Sec 302) - PCRRF (Fac ID 6087686)
6. SWFWMD Permit – ERP 497341.000, as amended
7. USEPA GHG Reporting Program 40 CFR part 98, subpart C

SCHEDULE 15

NON-PROCESSING MAINTENANCE AND CUSTOMER SERVICE STANDARDS

1. Maintenance Standards for Non-Process Equipment and Grounds

The Contractor shall be responsible for maintaining the Facility and the Facility Site in good condition at all times and undertaking necessary maintenance and upkeep in a timely manner in accordance with the Service Agreement, including the Standards of Maintenance as defined therein. This includes the following:

Safety and Security

a) Fire detection and protection equipment shall be Repaired or Replaced within three (3) Days of discovery of the need for Repair or Replacement by the Contractor or notice by the County. Temporary protection measures shall be put in place until Repair or Replacement is completed.

b) Inoperable interior and exterior light fixtures and light bulbs (regular and emergency) for buildings and Equipment areas shall be Repaired or Replaced within one week of discovery of the need for Repair or Replacement by the Contractor or notice by the County. Lights and light fixtures requiring a high lifter to fix shall be Repaired or Replaced on a quarterly basis.

c) All plumbing and piping leaks and failures shall be temporarily Repaired or Replaced within twenty- four (24) hours of discovery by the Contractor or notice by the County and permanent Repair or Replacement made within one week. In the case of minor steam leaks or other piping leaks that do not pose a safety concern but require a shutdown of one or more combustion units to perform the Work, permanent Repair or Replacement shall be made at the next scheduled outage.

d) Fencing shall be Repaired or Replaced by the County. The Contractor shall implement temporary protection measures until Repair or Replacement is completed.

Structural Elements

a) Siding, roofing and other types of building interior and exterior treatments shall be Repaired or Replaced or painted within sixty Days of discovery of the need for Repair or Replacement by the Contractor or Notice by the County.

b) Doors and windows (including all appurtenances thereto) shall be Repaired or Replaced within sixty (60) Days of discovery of the need for Repair or Replacement by the Contractor or Notice by the County.

c) Damaged insulation or lagging shall be Repaired or Replaced within sixty (60) Days of discovery of the need for Repair or Replacement by the Contractor or Notice by the County.

d) Drains, gutters, down comers and spillways shall be cleaned regularly and shall be Repaired or Replaced Within thirty (30) Days of discovery of the need for Repair or Replacement by the Contractor or Notice by the County.

e) Roof leaks shall be temporarily Repaired or Replaced within twenty-four (24) hours of discovery of the leak by the Contractor or Notice by the County and permanent Repair or Replacements made within thirty (30) Days.

f) Corrosion of metal surfaces shall be Repaired or Replaced, mechanically cleaned, primed and painted within sixty (60) Days of discovery of corrosion by the Contractor or Notice by the County.

g) Cracked or spalled concrete, asphalt and expansion joints shall be Repaired or Replaced within sixty (60) Days of discovery of the need for Repair or Replacement by the Contractor or Notice by the County. Separation (either vertically, horizontally or both) of concrete, asphalt and expansion joints shall be Repaired or Replaced within sixty Days of discovery of the need for Repair or Replacement by the Contractor or Notice by the County.

h) Rollup doors shall be maintained in good working condition and shall be closed except during the Receiving Time.

Grounds Maintenance

a) Roadways , pavement markings, traffic and site signage, light poles and lights, curbing and guardrails shall be Repaired or Replaced by the County. Contractor shall provide notice of the need for repair as soon as practicable for the County to assess the appropriate Repair or Replacement.

b) Stormwater pathways and structures (all ditches and culverts within the Facility Site) shall be kept free of silt, litter, debris and vegetation. Maintenance activities shall be sufficient to maintain flow at all times. Removal of vegetation from the bottom of ditches and side slopes and Repair or Replacement and stabilization of side slopes is included in this activity.

c) Sedimentation basins shall be cleaned on a quarterly basis, at minimum, and more frequently if necessary to prevent accumulated solids from passing through the system. If Residue enters the stormwater system, it shall be removed within twenty-four (24) hours of discovery by the Contractor or Notice by the County, and provisions shall be put in-place within one Week of the event so that such event will not be repeated.

d) The Contractor shall provide for the daily collection and disposal of all litter on the Facility Site.

e) The Contractor shall mow, trim, weed eat and edge vegetative matter within the Facility Site. including all ditch slopes, trimming to water's edge in all areas, trimming around fences, along roadways, and around all structures, and edging along all paved surfaces and curbs. Chemical control of vegetation shall be only by licensed application professionals using chemicals approved by the County's Authorized Representative.

f) Failures or damage to any underground sprinkler system (in any area that has such system) shall be Repaired or Replaced within thirty (30) Days of discovery by the Contractor or Notice by the County.

g) Roadways shall be swept at least three (3) times a Week, and more frequently if necessary to control dust, litter and debris. Any spills shall be contained and cleaned up immediately.

h) There shall be no exterior storage of Spare Parts, except as specifically authorized by the County's Authorized Representative.

<u>General Housekeeping Requirements</u>

a) Routine housekeeping shall be performed Daily and shall include mopping or vacuuming of floors of building entrances, administration areas, conference room, lunchroom, restroom. locker-room, control room, and laboratories. All finished floors shall be stripped and a new floor finish applied as necessary to maintain professional appearance and safety standards. Walls shall be cleaned every six (6) Months, and touch up paint applied as necessary. Tile walls shall be washed every Month. The exterior vertical areas of all

buildings (siding, doors and the like) shall be pressure washed annually. The interior and exterior of all windows shall be washed at least once every three (3) Months.

b) Regular pest and vector control measures shall be applied by the Contractor or a licensed pest control service company hired by the Contractor.

c) All Spare Parts, materials and supplies shall be stored in a neat, clean, and orderly manner and in accordance with manufacturer's recommendations.

d) The County's Authorized Representative, at his/her sole discretion, and upon written request by the Contractor's Authorized Representative, may extend the above Repair or Replacement timeframes (e.g., for Work that requires additional time to procure outside contractors, materials and/or Spare Parts), or any or all the foregoing.

2. Customer Service Standards

All employees of the Contractor (and any Subcontractors) who come in contact with non-Contractor personnel shall be trained to:

a) Behave in a courteous and professional manner
b) Be helpful and promptly respond to questions
c) Be properly dressed in a uniform, except for;
    (i) administrative and management personnel who shall wear at minimum, business casual attire; and
    (ii) subcontractors

The Contractor's Authorized Representative shall immediately notify the County's Authorized Representative of any user complaints concerning the operation of the Facility such as litter, noise, dust, odor, property damage, accidents or injuries or other claims or complaints which may involve any party, against the Contractor or the County. Any notification shall be promptly followed by a written report.

SCHEDULE 16

SCHEDULE 16A - REQUIRED EQUIPMENT AND SPARE PARTS INVENTORY LIST

SCHEDULE 16B - CRITICAL SPARE PARTS

SCHEDULE 16A

INITIAL SPARE PARTS AND EQUIPMENT LIST

Schedule 16A – Initial Spare Parts List

ITEM #	DESCRIPTION	PICKING SEQ	QTY ON HAND	UOM	AVG COST	TOTAL COST
30957	SUPPORT,GRATE,STATIONARY STEP MODEL 4033,CASTING,SIZE 373MM	A101	32	EA	228.92	7,325.44
01159ME908	CLINKER DAM ROD LONG 02.700.2104	A102	4	EA	161.18	644.72
01159ME909	CLINKER DAM ROD SHORT 02.700.2104	A102	4	EA	98.91	395.64
0000152151	PIN	A201	1	EA	-	-
0000152156	JOINT, HEAD	A201	3	EA	933.27	2,799.81
0000152170	GRATE SIFTINGS FLAP WITH ASH DETECTOR COMPLETE CYLINDER LEFT	A201	2	EA	981.88	1,963.76
0000152172	GRATE SIFTINGS FLAP WITH ASH DETECTOR COMPLETE CYLINDER RIGH	A201	2	EA	981.88	1,963.76
105135	BEARING,FOR MARTIN STOKER	A201	2	EA	1,341.90	2,683.80
146635	ARM,ACTUATING,LEVER MODEL 160S,FOR MARTIN STOKER	A201	2	EA	-	-
30911	PLATE,FEED TABLE,SIDE MODEL 4470,SIZE 160MM WD,CASTING,FOR M	A202	64	EA	85.35	5,462.43
30912	PLATE,FEED TABLE,DIVISION MODEL 4453,SIZE 190MM,FOR MARTIN S	A202	12	EA	184.70	2,216.41
30966	BAR,GRATE,CURVED,MODEL 4612,99.5MM WIDTH,CAST STEEL,FOR MART	A203	50	EA	269.69	13,484.50
57242	BAR,GRATE,MOVING,MODEL 5080,125MM WIDTH,CAST STEEL,FOR MARTI	A203	0	EA	-	-
30641	SEAL,GRATE,DRIVING BEAM SEAL,FOR MARTIN STOKER	A301	12	EA	135.68	1,628.16
01159ME646	PLATE, FRONT DIVISION, #3657-1, MARTIN	A302	6	EA	185.43	1,112.55
30222	PLATE,GRATE,LINER MODEL 2228,CASTING,FOR MARTIN STOKER	A302	24	EA	139.59	3,350.16
30908	BAR,FEED RAM,MODEL 4149,141MM WIDTH,CAST STEEL,FOR MARTIN ST	A302	9	EA	613.28	5,519.52
31021	PLATE,ON LONGITUDINAL FRAME,218MM,CAST STEEL,4592,FOR MARTIN	A302	26	EA	67.80	1,762.71
31022	BLOCK,GRATE,LONGITUDINAL FRAME,MODEL 4324C,SIZE 218MM WD,CAS	A302	24	EA	46.10	1,106.41
01159ME813	INTERMEDIATE BEARING FOR CLINKER ROLL	A303	3	EA	2,267.54	6,802.60
01159ME815	INTERMEDIATE BEARING FOR CLINKER ROLL	A303	2	EA	1,459.48	2,918.96
30217	PLATE,GRATE,REAR END W/CRUVED STRIP,FOR MARTIN STOKER	A303	4	EA	295.10	1,180.40
30961	BLOCK,FEED TABLE,CURVED,MODEL 4435B,SIZE 200MM WD,CASTING,FO	A303	29	EA	266.11	7,717.14
32288	PLATE,GRATE,LINER W/CURVED STRIP,FOR MARTIN STOKER	A303	9	EA	301.65	2,714.85
32289	PLATE,GRATE,LINER W/CURVED STRIP,FOR MARTIN STOKER	A303	23	EA	238.20	5,478.60
01159ME657	HOOD, ATTACHMENT, #4450, MARTIN	A401	4	EA	96.70	386.81
140563	BRAKE,RATCHET WHEEL,FOR MARTIN STOKER	A402	4	EA	149.70	598.80
146644	RING,CLINKER ROLLER LINING,SIZE 30MM WD,FOR MARTIN STOKER	A402	3	EA	77.00	231.00
146645	ELECTRODE,TYPE E NIFE 1-BG,DIN8573,SIZE 3.25 DIA,FOR MARTIN	A402	0	EA	11.19	-

Schedule 16A – Initial Spare Parts List

ITEM #	DESCRIPTION	PICKING SEQ	QTY ON HAND	UOM	AVG COST	TOTAL COST
30994	PLATE,GRATE,CLINKER DAM FRONT,SIZE 144MM,FOR MARTIN STOKER	A403	23	EA	151.94	3,494.68
31087	PLATE,GRATE,CLINKER DAM FRONT,SIZE 124MM,CASTING,FOR MARTIN	A403	46	EA	134.38	6,181.44
01159ME759	GRATE, BAR 148MM, 4149 & 4343	A501	5	EA	470.94	2,354.72
30941	BAR,FEED TABLE,MODEL 4143+2 X 4340,180MM WIDTH,CAST STEEL,FO	A501	20	EA	555.36	11,107.21
57221	FRAME,GUIDE ROLLER,WITH HARDWARE,FOR STOKER	A501	2	EA	523.26	1,046.52
0000152146	BLOCK, SLIDING ON FEEDRAM 205MM WIDE WITH VEE GUIDE	A502	3	EA	358.07	1,074.21
134777	BAR,FEED RAM,MODEL 4149+4588,160MM WIDTH,CAST STEEL,FOR MART	A502	2	EA	660.00	1,320.00
30906	BAR,FEED RAM,MODEL 4149+4589,160MM WIDTH,CAST STEEL,FOR MART	A502	3	EA	452.77	1,358.31
30920	BLOCK,FEED TABLE,FEED RAM SLIDING W/VEE GUIDE MODEL 4511+2 X	A502	1	EA	285.97	285.96
57234	BLOCK,FEED TABLE,SLIDING,MODEL 4510,SIZE 248MM,CASTING,FOR M	A502	10	EA	184.14	1,841.44
32270	BAR,FEED TABLE,MODEL 4519,124MM WIDTH,CAST STEEL,FOR MARTIN	A602	12	EA	485.81	5,829.77
30965	PLATE,GRATE,CLINKER DAM REAR,CASTING,FOR MARTIN STOKER	A701	23	EA	228.98	5,266.62
31000	PLATE,GRATE,CLINKER DAM REAR,FOR MARTIN STOKER	A701	28	EA	226.17	6,332.77
31005	PLATE,GRATE,CLINKER DAM REAR,FOR MARTIN STOKER	A701	3	EA	261.50	784.50
31093	PLATE,GRATE,CLINKER DAM REAR,CASTING,FOR MARTIN STOKER	A701	12	EA	117.76	1,413.09
57250	PLATE,GRATE,CLINKER DAM REAR,CASTING,FOR MARTIN STOKER	A701	30	EA	112.53	3,376.00
134857	PLATE,GRATE,CLINKER ROLLER SEGMENT,FOR MARTIN STOKER	A702	18	EA	61.76	1,111.68
57248	PLATE,GRATE,CLINKER DAM REAR,FOR MARTIN STOKER	A702	4	EA	265.59	1,062.34
01159ME611	CARRIER, BEAM FOR MOVING GRATE STEPS, MA	A703	27	EA	423.79	11,442.37
71458	BEAM,CARRIER,FOR MARTIN STOKER	A703	37	EA	856.34	31,684.43
0000152065	BAR, FRAME, RAM, COMPLETE ASSEMBLY, DISCHARGER	A801	2	EA	-	-
0000152153	ROD, CONNECTING,FOR GRATE DRIVE WITH FORK END	A801	4	EA	2,716.75	10,867.00
0000152169	HOSE, WATER, DN 80	A801	4	EA	135.81	543.24
0000152071	PLATE, REAR WALL LINER FOR DISCHARGER TRANSVERSE (UPPER)	A802	3	EA	164.13	492.37
0000152072	PLATE, REAR WALL LINER FOR DISCHARGER TRANSVERSE (LOWER)	A802	3	EA	97.02	291.06
70896	LINER,ASH DISCHARGER,SIDE WALL,SIZE 12 X 38 X 580,FOR MARTIN	A802	6	EA	38.34	230.04
0000152070	PLATE, BOTTOM LINER, CURVED 6-BOLT, DISCHARGER	A803	36	EA	20.78	748.08
148097	PLATE,LINER/WEAR, BOTTOM, SZ 12MM X 316MM X 396MM, FOR ASH D	A803	37	EA	150.93	5,584.41
31047	PLATE,GRATE,PLAIN MODEL 4449A,SIZE 45MM WD,CASTING,FOR MARTI	A803	37	EA	155.22	5,743.12

Schedule 16A – Initial Spare Parts List

ITEM #	DESCRIPTION	PICKING SEQ	QTY ON HAND	UOM	AVG COST	TOTAL COST
0000149023	VALVE,DIAPHRAGM,TIRE TYPE DN25, FOR ASH DISCHARGER	A901	6	EA	2,031.53	12,189.18
0000149024	VALVE,TIRE,DN25,W/HANDWHEEL,FOR ASH DISCHARGER	A901	9	EA	345.03	3,105.27
69514	VALVE,DRAIN,FOR MARTIN STOKER	A901	1	EA	1,400.13	1,400.13
0000152147	BAR, FRONT, CAST STEEL, 144MM WIDE, FOR FEEDTABLE	A902	6	EA	649.36	3,896.16
100301	LINER,ASH DISCHARGER,SIDE WALL RIGHT RH,FOR MARTIN STOKER	A902	2	EA	232.97	465.93
134786	ANGLE,FEED TABLE,MODEL 4635,SIZE 144MM WD,CAST STEEL,FOR MAR	A902	20	EA	337.83	6,756.60
134789	PATTERN,CASTING,FEED TABLE ANGLE,MODEL 4633,SIZE 124MM WD,FO	A902	32	EA	334.23	10,695.36
30169	SCRAPER,FEED TABLE,MODEL 4400B,SIZE 330MM WD,FOR MARTIN STOK	A902	26	EA	170.86	4,442.48
30948	ANGLE,FEED TABLE,MODEL 4635+2 X 4637,CAST STEEL,FOR MARTIN S	A902	8	EA	348.63	2,789.04
30954	PLATE,FEED TABLE,FEEDER EDGE MODEL 4576,SIZE 160MM,CAST STEE	A902	11	EA	151.26	1,663.87
32272	ANGLE,FEED TABLE,MODEL 4635+4636,SIZE 160MM WD,CAST STEEL,FO	A902	4	EA	345.00	1,380.00
30981	BAR,GRATE,FIXED,MODEL 5083,125MM WIDTH,CAST STEEL,FOR MARTIN	A903	62	EA	339.28	21,035.47
0000164601	SWITCH,SNAP,ASSEMBLY,OES FOR DA SWITCH	AA100	3	EA	111.00	333.00
122847	RELAY,GENERAL PURPOSE,110VAC COIL,SQUARE BASE MOUNT	AA101	2	EA	35.54	71.07
35603EI011	CONTROL, PHOTO, PRECISION, 200/270 V	AA101	5	EA	18.61	93.07
0000166397	FLOWMETER,MAGNETIC FOR UREA	AA102	3	EA	3,998.74	11,996.23
35600EI127	CURRENT TRANSFORMER C50 FOR SIEMENS MOTO	AA103	3	EA	527.50	1,582.50
0000152385	INVERTER, TROLLEY	AA104	2	EA	6,095.52	12,191.04
01159EI601	TRANSDUCER, LINEAR DISPLACEMENT L=1300	AA200	1	EA	1,498.84	1,498.84
01159EI603	DISTRIBUTOR, GREASE, 3 UNITS	AA201	5	EA	797.73	3,988.66
01159EI604	DISTRIBUTOR, GREASE, 4 UNITS	AA201	4	EA	731.67	2,926.66
16450ME116	CIRCUIT CONTROL FOR HYDRAULIC PUMP TLT BYPASS BLOCK YFRC-	AA201	2	EA	947.14	1,894.28
0000148982	POWER SUPPLY, CONTROLLOGIX, 18-32VDC, RACK MNT	AA202	2	EA	1,304.51	2,609.02
0000152908	SWITCH, ETHERNET, BASIS MODEL	AA202	2	EA	3,595.38	7,190.76
01159EI606	SWITCH, PUSH TYPE, DCM3 W/PLUG ST218	AA202	2	EA	173.93	347.85
01159EI623	RELAY, MINIATURE	AA202	11	EA	13.64	150.08
01159EI624	TRANSDUCER, UNDER GRATE AIR	AA202	1	EA	-	-
01159EI602	TRANSDUCER, LINEAR DISPLACEMENT L=200	AA203	8	EA	787.17	6,297.36
01159EI610	CARD, MARTIN GRATE, TYPE 115	AA203	2	EA	600.94	1,201.87

Schedule 16A – Initial Spare Parts List

ITEM #	DESCRIPTION	PICKING SEQ	QTY ON HAND	UOM	AVG COST	TOTAL COST
01159EI613	VALVE, PRESSURE RELIEF, SV53F-60	AA203	4	EA	57.72	230.89
01159EI616	VALVE, CHECK, DOUBLE PILOT OPERATED DN6	AA203	2	EA	243.68	487.35
5415T	SWITCH,PRESSURE,2-20IN WC	AA203	1	EA	203.62	203.62
01159EI636	UNDERGRATE DAMPER 24VDV POWER SUPPLY	AA204	2	EA	630.00	1,260.00
01159EI651	CABLE, FEEDBACK W/8 PIN PLUG, 4 CONDUCTER, 30FT FEEDCHUTE FE	AA204	6	EA	171.15	1,026.90
01159EI654	POWER SUPPLY 24V-10A100-240VAC FOR UNDERGRATE AIR	AA204	1	EA	461.51	461.51
0000152195	MODULE, EMERGENCY OFF	AA300	4	EA	149.48	597.92
0000152196	MODULE, EXTENSION, EMERGENCY OFF	AA300	4	EA	140.23	560.92
0000152197	MODULE, EMERGENCY OFF	AA300	2	EA	180.06	360.12
01159EI100	SOLENOID, AIRTEC 23-M-09-17-412-T-24V DC COIL # 3 RIDDLINS	AA300	4	EA	57.01	228.03
01159EI612	VALVE, CHECK RK4-G 3/8IN A DIN 7445	AA300	1	EA	31.59	31.59
01159EI614	VALVE, RESTRICTOR CHECK	AA300	1	EA	97.21	97.21
01159EI620	BALANCER,	AA300	3	EA	1,011.56	3,034.67
01159EI621	FILTER, MEDIUM PRESSURE	AA300	1	EA	332.19	332.19
01159EI622	FILTER, SUPERMICRONIC CARTRIDGE P12105-MSX3	AA300	4	EA	17.98	71.92
30303	FILTER,ELEMENT,FOR MARTIN STOKER	AA300	2	EA	57.03	114.06
31527	PACKING,SET,NBR,FOR MARTIN STOKER	AA300	6	EA	34.19	205.11
0000148603	MODULE, OUTPUT, CONTROLLOGIX, DIGITAL AC	AA301	2	EA	954.47	1,908.94
0000148663	MAGNET, PERMANENT, FLOATING, FOR TRANSDUCER	AA301	2	EA	56.11	112.22
0000152115	MODULE, INPUT/OUTPUT, CLX, ETHERNET	AA301	1	EA	3,481.24	3,481.24
0000152188	CABLE, CONNECTOR WITH PLUG 10M	AA301	3	EA	201.32	603.96
0000152200	KIT, SWITCH, MAIN, BLACK	AA301	1	EA	42.59	42.59
0000152201	BREAKER, CIRCUIT,175A	AA301	1	EA	590.04	590.04
0000152204	ANALOG, ON/OFF, ISOLATION AMPLIFIER, 4-20MA	AA301	2	EA	187.13	374.26
0000152206	CLAMP, INTERFACE, PLC, 24VDC-2W	AA301	10	EA	12.43	124.30
0000152221	POWER SUPPLY, 85-264VAC 24VDC/20A	AA301	2	EA	302.76	605.52
105203	MODULE,INPUT, 12/24VDC	AA301	2	EA	416.99	833.98
139689	FILTER,AIR,CARTRIDGE,OIL,FOR MARTIN STOKER	AA301	6	EA	33.17	199.01
146901	CONTROLLER,LOGIX 5572 PROCESSOR WITH 4MB MEMORY	AA301	2	EA	9,016.15	18,032.30

Schedule 16A – Initial Spare Parts List

ITEM #	DESCRIPTION	PICKING SEQ	QTY ON HAND	UOM	AVG COST	TOTAL COST
147914	MODULE,INPUT, ANALOG, 6 CHNL, 10VDC, 4-20MA	AA301	2	EA	2,467.47	4,934.94
0000152189	CABLE, CONNECTOR WITH PLUG	AA302	8	EA	14.90	119.20
0000152190	PULLEY,V-BELT,2 GROOVE,3.75IN OUTSIDE DIAMETER,BELT SECTION	AA302	4	EA	100.88	403.52
0000152191	ASSEMBLY ACCESSORIES	AA302	8	EA	12.83	102.64
0000152193	SWITCH, PROXIMITY, INDUCTIVE	AA302	3	EA	125.63	376.88
0000152198	SWITCH, LIMIT, LEVEL, 24VDC, NIVOTESTER	AA302	2	EA	207.22	414.44
0000152199	BREAKER, CIRCUIT, UNDERVOLTAGE RELEASE	AA302	2	EA	69.08	138.16
0000152202	SWITCH, MAIN 25A, BLACK HANDLE, 3 POLE	AA302	3	EA	99.85	299.55
0000152203	SWITCH, MAIN 32A, RED HANDLE, 2 POLE	AA302	2	EA	33.26	66.52
0000152208	LIGHT, CABINET SWITCHGEAR, 14W UL WITH DOOR POSITION SWITCH	AA302	2	EA	212.16	424.32
0000152759	ADAPTER, ETHERNET IP, FLEX	AA302	2	EA	789.99	1,579.98
0000152905	SOCKET, DOUBLE PLUG WITH INTEGRATED EARTH LEAKAGE CIRCUIT	AA302	3	EA	175.12	525.36
139651	TRANSMITTER,POSITION,FOR MARTIN STOKER	AA302	5	EA	49.69	248.45
0000148604	MODULE,MEMORY,FLASH,64MB	AA303	2	EA	128.74	257.48
0000152192	CABLE, CONNECTOR WITH PLUG	AA303	5	EA	45.84	229.20
0000152207	MODULE 25 POLES, SOCKET SUBD, VARIOFACE-DELIVERY	AA303	2	EA	50.70	101.40
0000152220	MODULE, DIODE 40VDC 2X20A	AA303	2	EA	87.96	175.92
01159EI640	CABLE, FOR LIMIT SWITCHES FOR FEEDERS/GRATES / 3-M12 EVC179	AA303	6	EA	25.86	155.13
01159EI656	SOLENOID VALVE KUHNKE 1 & 2 RIDDLINGS	AA303	3	EA	265.77	797.31
01159EI657	SOLENOID COIL KUHNKE 1 & 2 RIDDLINGS	AA303	2	EA	27.44	54.88
0000152205	CLAMP, INTERFACE, PLC,24VDC-1W	AA304	4	EA	8.57	34.28
0000152895	MODULE, POWER, SINAMICS G120, FREQUENCY CONVERTER, 7.5 KW	AA304	2	EA	1,675.23	3,350.45
0000152898	CONTROL UNIT, SINAMICS	AA304	6	EA	308.02	1,848.12
0000152899	PANEL, OPERATOR, SINAMICS	AA304	5	EA	48.63	243.15
0000152900	CONNECTOR, SHIELD, SINAMICS	AA304	4	EA	19.25	77.00
0000152902	POWER MODULE, SINAMICS, G120, FREQUENCY CONVERTER 4 KW	AA304	1	EA	1,100.87	1,100.87
0000152903	REACTOR, LINE, NET CHOKE, SINAMICS	AA304	4	EA	139.79	559.16
0000152909	SWITCH, ETHERNET, EXTENSION MODEL	AA304	2	EA	1,510.05	3,020.10
01159EI950	TRANSMITTER, UNDERGRATE AIR, 0-40IN OF WATER ROSEMOUNT 3051S	AA400	1	EA	2,654.25	2,654.25

Schedule 16A – Initial Spare Parts List

ITEM #	DESCRIPTION	PICKING SEQ	QTY ON HAND	UOM	AVG COST	TOTAL COST
01159ME855	FILTER, PRE-FILTER, MARTIN HYD RETURN	AA400	4	EA	132.44	529.75
130047	CHASSIS,PLC,10 SLOT RACK,FOR ALLEN BRADLEY CONTROL LOGIX SYS	AA400	2	EA	719.20	1,438.40
134981	VALVE,GLOBE,HYDRAULIC,FOR MARTIN STOKER	AA400	2	EA	69.34	138.68
16450EI003	TRANSFORMER,GE 9T58K0507 G38 .300KVA GALLERY BELT MCC BU	AA400	1	EA	58.83	58.82
31358	VALVE,GLOBE,FOR MARTIN STOKER	AA400	2	EA	91.97	183.93
31481	VALVE,BALL,DOUBLE BLOCK,DN12,FOR MARTIN STOKER	AA400	2	EA	97.48	194.96
0000158336	VALVE,CHECK,PILOT CONTROLLED	AA401	4	EA	214.30	857.19
0000158337	VALVE,GLOBE,ND16,18MM	AA401	2	EA	44.42	88.84
0000158338	VALVE,GLOBE,3-WAY,ND 32/25 TYPE 200 040	AA401	2	EA	137.17	274.34
0000158339	VALVE,BALL,DOUBLE BLOCK,DN16 18MM	AA401	10	EA	142.36	1,423.60
0000158340	DEVICE,SHUT OFF,AB 16S ND63 W/SWITCHING	AA401	2	EA	384.47	768.94
0000158341	VALVE,CHECK,THREADED ELEMENT G 1/4IN A	AA401	2	EA	28.29	56.58
0000158342	VALVE,GLOBE,2/2 WAY,DN6	AA401	2	EA	63.67	127.33
0000158343	VALVE,GLOBE,2/2 WAY,DN12	AA401	2	EA	220.82	441.64
139683	FILTER,OIL,CARTRIDGE,RETURN,FOR MARTIN STOKER	AA401	4	EA	155.55	622.18
31618	VALVE,GLOBE,FOR MARTIN STOKER	AA401	4	EA	23.66	94.62
01201EI013	PANEL, CONTROL MARTIN	AA402	1	EA	932.90	932.90
01159EI866	CABLE, UNDERGRATE DAMPER BETWEEN CYLINDER/CONTROLL	AA402	24	EA	3.73	89.52
01159EI993	CONTACT BLOCK SIEMENS 3SB3400-0A	AA402	20	EA	14.54	290.76
01159ME865	LINKAGE, UNDERGRATE AIR DAMPER	AA402	4	EA	20.85	83.40
109178	CYLINDER, HYDRAULIC, SZ 50/25 X 200MM, FOR MARTIN STOKER	AA402	4	EA	1,394.65	5,578.61
69605	PROCESSOR,PLC,16KB,FOR ALLEN BRADLEY SLC 5/04 SYSTEM	AA402	2	EA	1,879.97	3,759.93
01201EI015	CHAIN TENSIONER 320Z3 MARTIN	AA403	2	EA	60.00	120.00
0000154618	CONTROL UNIT,LOCAL,FOR HYDRAULIC DRIVE	AA403	2	EA	763.70	1,527.40
0000154619	CONTROL UNIT,REMOTE,FOR HYDRAULIC DRIVE	AA403	2	EA	549.25	1,098.50
0000154620	SWITCH,PUSH BUTTON,LOCAL, FOR HYRDRAULIC UNIT	AA403	2	EA	181.45	362.90
01201EI016	LEVEL, OIL MARTIN	AA403	1	EA	35.00	35.00
01201EI017	LENS, ASSEMBLY	AA403	1	SET	0.72	0.72
01159EI619	VALVE, 4/3 WAY, NG06 FD. CHUTE & CLINKER	AA404	4	EA	356.40	1,425.60

Schedule 16A – Initial Spare Parts List

ITEM #	DESCRIPTION	PICKING SEQ	QTY ON HAND	UOM	AVG COST	TOTAL COST
01201EI018	VALVE CHECK MARTIN	AA404	8	EA	45.00	360.00
01201EI020	VALVE CHECK ADJUSTABLE	AA404	3	EA	230.58	691.74
01201EI021	RECTIFIER, BRIDGE, 36A, TYPE R622S, MART	AA404	2	EA	29.97	59.94
01201EI022	SWITCH , UNDERFIRE AIR PRESSURE SWITCH,	AA404	2	EA	70.83	141.66
01201EI023	VALVE,FLOW, PRESSURE COUNTERBALANCE VALV	AA404	2	EA	156.80	313.59
01159EI005	BREAKER, CIRCUIT, 50A, 3 POLE	AA500	1	EA	483.00	483.00
35600EI111	BREAKER, CIRCUIT	AA500	1	EA	87.50	87.50
35600EI112	BREAKER, CIRCUIT, 30A, 240V	AA500	4	EA	147.50	590.00
50018ME192	TRAP, 1/2IN STEAM, IN SARCOIN	AA500	2	EA	78.76	157.52
35600EI113	SWITCH, LIQUID LEVEL, COMPAC ENG.	AA501	2	EA	18.15	36.30
400-1210	BREAKER,CIRCUIT,TYPE HED43B,480VAC,20A,3 POLE	AA501	2	EA	226.67	453.34
48928	SWITCH,DRUM,REVERSING	AA501	1	EA	490.00	490.00
MAELC00065	BREAKER,CIRCUIT,TYPE BQ,240VAC,15A,2 POLE	AA501	4	EA	12.15	48.60
MAELC00069	BREAKER,CIRCUIT,TYPE BQ W/SIDE LUG,30A,2 POLE	AA501	3	EA	16.83	50.49
MAELC00072	BREAKER,CIRCUIT,TYPE BQ,240VAC,20A,3 POLE	AA501	4	EA	57.20	228.80
10797	RELAY,OVERLOAD,1NO 1NC,3.2/5A,PANEL MOUNT	AA502	1	EA	79.93	79.93
354-2029	TRANSFORMER,CURRENT	AA502	4	EA	596.25	2,385.00
35600EI123	SWITCH, ZERO SPEED FOR SHAFT, S/N 19058	AA502	1	EA	17.00	17.00
48162	FUSE,MEDIUM VOLTAGE,R-RATED,TYPE 48FM12R,CURRENT LIMITING,IN	AA502	1	EA	680.00	680.00
70405	RELAY,NEMA INDUSTRIAL,TYPE N,120VAC 60HZ COIL,4 POLE	AA502	2	EA	412.40	824.79
01189EI117	TRANSFORMER 100VA FOR CONTROL CIRCUITS C0100E2AFB	AA503	2	EA	122.84	245.67
354-2022	HOLDER,HOSE	AA503	1	EA	40.00	40.00
354-2024	CLIP,FUSE,INNER	AA503	2	EA	55.00	110.00
354-2025	CLIP,FUSE,OUTER	AA503	2	EA	40.00	80.00
35600EI128	HV CONTROL POWER TRANSFORMER FOR SIEMENS	AA503	1	EA	924.00	924.00
48199	GREASE,CONTACT	AA503	1	EA	10.00	10.00
0000152242	PLUG, MOISTURE IMPURITY INDICATOR	AA504	6	EA	174.00	1,044.00
0000152243	CARTRIDGE, PURIFIER	AA504	7	EA	367.67	2,573.66
11201EI100	PURIFIER, GAS, MATHESON TYPE 451	AA504	5	EA	44.63	223.15

Schedule 16A – Initial Spare Parts List

ITEM #	DESCRIPTION	PICKING SEQ	QTY ON HAND	UOM	AVG COST	TOTAL COST
30505ME114	STOP, OUTLET FLOAT	AA505	12	EA	15.08	180.98
30505ME117	GASKET, TUBE REST	AA505	23	EA	16.36	376.28
30505ME118	STOP, INLET FLOAT	AA505	12	EA	14.08	168.90
30509EI003	O-RING, 146 X 3, VITON	AA505	7	EA	20.40	142.80
30509EI004	O-RING, 109.5 X 3, VITON	AA505	2	EA	44.47	88.93
30509EI507	METER, FLOW, GLASS TUBE	AA505	3	EA	419.43	1,258.28
30509EI509	MOTOR, STEPPER, FOR FILTER WHEEL	AA505	1	EA	223.00	223.00
50036	VALVE,RELIEF/SAFETY,PRESSURE,CARTRIDGE	AA505	2	EA	76.24	152.48
999N000553	REGULATOR,PRESSURE,AIR/LIQUID WASTE	AA505	4	EA	53.25	213.00
16453EI029	VALVE,SOLENOID, SZ 3/4IN PORT, 4 WAY, 110/120VAC, 2 POS	AA506	4	EA	245.99	983.97
30509EI020	CELL, ELECTROCHEMCIAL FOR O2 ANALYZER PA	AA506	1	EA	689.87	689.87
30509EI589	BOARD, PRINTED CIRCUIT, LPM01 CPU01 SERIES 1000-1	AA506	1	EA	2,647.05	2,647.05
0000152484	VALVE, SOLENOID, SZ 1IN, 120/240VAC 60HZ, FOR BAGHOUSE DAMPE	AA507	5	EA	389.35	1,946.75
0000148664	PROBE,LEVEL,CONDUCTIVE POINT, 1000MM LG	AATOP	2	EA	573.39	1,146.78
01159EI644	CONTOLLER, UNDERGRATE AIR POSITION IN CONTROL PANE NEW STYL	AATOP	2	EA	2,064.20	4,128.40
01159ME599	SOLENOID VALVE, PARKER, 120V 08F22C2140AAFEC05 FF VIBRATOR	AATOP	6	EA	85.26	511.56
134252	TRANSDUCER,LEVEL	AATOP	2	EA	894.89	1,789.78
30635	ROD,CONNECTING,SPRING WASHERS,FOR MARTIN STOKER	ABINS	10	EA	73.27	732.70
21350ME050	FAN ASSEMBLY COOLING TOWER 5IN BORE APT-28K-9	AFLOR	1	EA	25,397.50	25,397.50
0000152066	PLATE, SIDE LINER, DISCHARGER	AFLOR	12	EA	190.47	2,285.64
0000152067	PLATE, SIDE LINER, DISCHARGER	AFLOR	6	EA	135.83	814.98
0000152068	PLATE, BOTTOM LINER, FLAT, DISCHARGER	AFLOR	17	EA	231.91	3,942.47
0000152069	PLATE, BOTTOM LINER, FLAT, DISCHARGER	AFLOR	18	EA	341.05	6,138.90
0000152075	PLATE, BOTTOM LINER FOR DISCHARGER EXTENTION	AFLOR	18	EA	97.02	1,746.36
0000152163	PLATE, SIDE WEAR	AFLOR	3	EA	262.10	786.30
0000152165	PLATE, SIDE WEAR	AFLOR	3	EA	262.10	786.30
0000152167	STRIP, WEAR, FOR DISCHARGER HOUSING	AFLOR	1	EA	1,643.22	1,643.22
0000152168	PLATE, LINER WEAR COMPLETE	AFLOR	0	EA	2,218.68	-
0000166275	BAR,FRAME,ASH DISCHARGER RAM	AFLOR	4	EA	-	-

Schedule 16A – Initial Spare Parts List

ITEM #	DESCRIPTION	PICKING SEQ	QTY ON HAND	UOM	AVG COST	TOTAL COST
01159ME716	PLATE, LINER MARTIN #4378	AFLOR	15	EA	151.96	2,279.44
100300	LINER,ASH DISCHARGER,SIDE WALL LH,FOR MARTIN STOKER	AFLOR	2	EA	196.90	393.80
134872	LINER,ASH DISCHARGER,SIDE WALL LEFT,SIZE 12 X 355 X 906,FOR	AFLOR	6	EA	256.89	1,541.34
134873	LINER,ASH DISCHARGER,SIDE WALL RIGHT,SIZE 12 X 355 X 906,FOR	AFLOR	6	EA	256.89	1,541.34
134928	LINER,ASH DISCHARGER,FRONT MODEL 4474,FOR MARTIN STOKER	AFLOR	18	EA	567.11	10,207.98
134967	LINER,ASH DISCHARGER,SIDE WALL,SIZE 12 X 580 X 580,FOR MARTI	AFLOR	12	EA	438.96	5,267.52
30668	SHAFT,JOURNAL,FOR MARTIN STOKER	AFLOR	3	EA	842.30	2,526.90
30904T	BAR,FEED TABLE,MODEL 4123,163MM WIDTH,CAST STEEL,FOR MARTIN	AFLOR	6	EA	607.57	3,645.42
30909	BAR,FEED RAM,MODEL 4149+2 X 4660,173MM WIDTH,CAST STEEL,FOR	AFLOR	24	EA	371.93	8,926.27
30943	BAR,FEED TABLE,MODEL 4143+4200B+2 X 4518,160MM WIDTH,CAST ST	AFLOR	20	EA	547.59	10,951.78
31068	BAR,FEED RAM,MODEL 4149+2 X 4660,170MM WIDTH,CAST STEEL,FOR	AFLOR	7	EA	553.61	3,875.27
31166	LINER,ASH DISCHARGER,SIDE WALL LH,FOR MARTIN STOKER	AFLOR	12	EA	281.45	3,377.34
31167T	LINER,ASH DISCHARGER,SIDE WALL RH,FOR MARTIN STOKER	AFLOR	8	EA	279.56	2,236.45
32347	STOP,SLUDGE,RAM WEIR,FOR MARTIN ASH DISCHARGER	B102	3	EA	506.38	1,519.13
30983	BAR,GRATE,FIXED,MODEL 4881,125MM WIDTH,CAST STEEL,FOR MARTIN	B103	55	EA	377.54	20,764.66
134889	PLATE,BACKING,TYPE A,SIZE 569MM LG,FOR MARTIN STOKER	B201	2	EA	331.76	663.52
134890	PLATE,BACKING,TYPE B,SIZE 569MM LG,FOR MARTIN STOKER	B201	2	EA	331.76	663.52
30563	PLATE,BACKING,COMPENSATION BLOCK,SIZE 438MM LG,FOR MARTIN ST	B201	16	EA	246.81	3,948.96
30564	PLATE,BACKING,COMPENSATION BLOCK,SIZE 422MM LG,FOR MARTIN ST	B201	4	EA	231.27	925.08
30576	PLATE,BACKING,COMPRESSION,FOR MARTIN STOKER	B201	3	EA	307.29	921.87
30660	PLATE,BACKING,COMPRESSION,FOR MARTIN STOKER	B201	6	EA	248.65	1,491.90
57211	PLATE,BACKING,COMPENSATION BLOCK TYPE A,SIZE 422MM LG,FOR MA	B201	3	EA	222.20	666.60
31034	PLATE,GRATE,RUNS LONG MODEL 3643,CASTING,FOR MARTIN STOKER	B202	133	EA	133.96	17,816.37
30983	BAR,GRATE,FIXED,MODEL 4881,125MM WIDTH,CAST STEEL,FOR MARTIN	B203	122	EA	377.54	46,059.79
57243	BAR,GRATE,FIXED,MODEL 4882,100MM WIDTH,CAST STEEL,FOR MARTIN	B302	14	EA	348.87	4,884.22
57243	BAR,GRATE,FIXED,MODEL 4882,100MM WIDTH,CAST STEEL,FOR MARTIN	B303	115	EA	348.87	40,120.42
01159ME717	FRAME, DAMPER, CIRCULAR, MARTIN	B401	7	EA	118.23	827.61
31380	HOSE,HIGH PRESSURE,SIZE 12MM ID X 800MM LG,FOR MARTIN STOKER	B401	2	EA	45.19	90.38
146692	GASKET,DOOR,SIZE 250MM X 200MM,SILICONE FOAM SEAL,FOR MARTIN	B402	14	EA	53.55	749.70

Schedule 16A – Initial Spare Parts List

ITEM #	DESCRIPTION	PICKING SEQ	QTY ON HAND	UOM	AVG COST	TOTAL COST
0000152149	BAR,GRATE,MODEL 5081S,SIZE 125MM,AR160	B502	22	EA	374.71	8,243.62
134811	BAR,GRATE,MODEL 5081,SIZE 125MM	B502	31	EA	371.13	11,505.03
01159ME662	CYLINDER, MARTIN GRATE DRIVE	B503	5	EA	1,940.75	9,703.72
109178	CYLINDER, HYDRAULIC, SZ 50/25 X 200MM, FOR MARTIN STOKER	B503	2	EA	1,394.65	2,789.30
30980	BAR,GRATE,FIXED,MODEL 5081SR,125MM WIDTH,CAST STEEL,FOR MART	B503	38	EA	368.50	14,003.07
31084	BAR,GRATE,FIXED,MODEL 5081R,125MM WIDTH,CAST STEEL,FOR MARTI	B503	45	EA	371.08	16,698.68
0000152144	SCRAPER, SIDE PIN	B602	8	EA	21.63	173.04
0000152145	HARDWARE	B602	4	EA	605.54	2,422.16
0000152157	PASTE, MOLYKOTE HSC PLUS COPPER	B602	3	EA	86.95	260.85
0000152158	SILICONE, ELASTOSIL E41	B602	12	EA	38.83	465.96
0000152159	SILICONE, ELASTOSIL E14	B602	12	EA	31.96	383.52
0000152162	GASKET, SEALING	B602	12	EA	12.45	149.40
139689	FILTER,AIR,CARTRIDGE,OIL,FOR MARTIN STOKER	B602	2	EA	33.17	66.33
146640	SCREW,CHEESE HEAD,SZ M16-2 X 45MM LG,FOR MARTIN STOKER	B602	30	EA	1.89	56.70
146650	WASHER,SPRING,A16,FOR MARTIN STOKER	B602	120	EA	-	-
146656	SCREW,FLAT HEAD,SIZE M16-2 X 45MM LG,FOR MARTIN STOKER	B602	212	EA	3.12	661.44
146657	NUT,HEXAGONAL,SIZE M16,FOR MARTIN STOKER	B602	156	EA	0.25	39.00
30551	PIN,CONNECTING,SLIDE BLOCK FIXING,SIZE 160MM LG,FOR MARTIN S	B602	12	EA	11.53	138.36
30823	SCREW,FLAT HEAD,SIZE M16-2 X 55MM LG,FOR MARTIN STOKER	B602	40	EA	5.10	204.04
30824	SCREW,FLAT HEAD,SIZE M16-2 X 65MM LG,FOR MARTIN STOKER	B602	40	EA	4.33	173.24
32308	SPRING,CUP,FOR MARTIN STOKER	B602	139	EA	1.28	177.92
61956	SCREW,CLINKER ROLLER,FOR MARTIN STOKER	B602	150	EA	7.56	1,134.00
63756	BAR,FLAT,FEED TABLE ANGLE LOCK,CAST STEEL,FOR MARTIN STOKER	B602	40	EA	0.72	28.80
67795	PIN,CONNECTING,SCRAPER MNTG,SIZE 20MM X 100MM LG,FOR MARTIN	B602	8	EA	63.86	510.88
0000152154	BEARING, BLOCK,FOR SUPPORT ROLLER STEP 15-19	B702	27	EA	278.19	7,510.99
57244	BAR,GRATE,MOVING,MODEL 5080L,140MM WIDTH,CAST STEEL,FOR MART	B703	57	EA	353.53	20,151.20
31101	STRETCHER,NARROW MODEL 4272A,SIZE 102MM WD,FOR MARTIN STOKER	B801	29	EA	91.44	2,651.87
31102	STRETCHER,WD MODEL 4452A,SIZE 170MM WD,FOR MARTIN STOKER	B801	84	EA	169.84	14,266.52
31039	PLATE,GRATE,OVERLAPPING MODEL 4563,SIZE 145MM WD,FOR MARTIN	B802	77	EA	150.49	11,587.39

Schedule 16A – Initial Spare Parts List

ITEM #	DESCRIPTION	PICKING SEQ	QTY ON HAND	UOM	AVG COST	TOTAL COST
31040	PLATE,GRATE,OVERLAPPING MODEL 4564,SIZE 129MM WD,FOR MARTIN	B802	7	EA	61.64	431.49
31099	PLATE,GRATE,PLAIN MODEL 4447A,SIZE 145MM WD,CASTING,FOR MART	B803	314	EA	98.02	30,778.06
32322	CYLINDER,HYDRAULIC,LINEAR ACTUATING,FOR MARTIN STOKER	B902	7	EA	4,863.39	34,043.71
01159ME769	END PLATE FEED TABLE DIVISION, #4455 MARTIN	B903	3	EA	250.24	750.72
146642	SCREW,CHEESE HEAD,SIZE M16-2 X 40MM LG,FOR MARTIN STOKER	B903	72	EA	-	-
30213	PLATE,GRATE,RUNS SHORT MODEL 3658,CASTING,FOR MARTIN STOKER	B903	38	EA	64.15	2,437.82
30914	PLATE,FEED TABLE,MODEL 4454,SIZE 200MM,FOR MARTIN STOKER	B903	4	EA	328.38	1,313.52
31033	PLATE,GRATE,TRANSITION,MODEL 2855,FOR MARTIN STOKER	B903	18	EA	96.42	1,735.50
01159EI607	SWITCH,PROXIMITY, INDUCTIVE, 7MM SENSING, NON FLUSH MNT, M12	BB100	7	EA	115.25	806.72
0000156674	GLASS,BOILER DOOR 8IN X 8IN X 1/4IN	BB100	2	EA	25.77	51.54
0000156675	GLASS,BOILER DOOR 7-3/4IN X 5-7/8IN X 1/4IN	BB100	0	EA	36.05	-
01201EI025	GLASS PROTECTNG BOILER/MARTIN	BB100	4	EA	11.00	44.00
01201EI026	GLASS 5 X 4 3/4 X 1/4 MARTIN	BB100	15	EA	16.60	249.00
01201EI027	CONTACT, DOUBLE ADJUSTABLE TOROIDAL RESI	BB100	2	EA	127.16	254.31
01201EI028	UNIT, FILTER, MARTIN STOKER	BB100	3	EA	72.59	217.77
01201EI045	GLASS, BOILER DOOR 8 X 6 X 1/4 BOROSILICATE	BB100	9	EA	24.39	219.49
15893	ARC CHUTE,ASSEMBLY,FOR P&H CRANE	BB100	4	EA	774.25	3,097.00
01159EI608	SWITCH,PROXIMITY, INDUCTIVE, 22MM SENSING, NON FLUSH MNT, M1	BB101	12	EA	156.63	1,879.61
01180ME021	KIT, VALVE ASSEMBLY, FD AND ID FAN DAMPE	BB101	4	KIT	85.00	340.00
01201EI029	CABLE, GREASE DISTRIBUTOR PFV11-W-10M	BB101	3	EA	44.89	134.65
01201EI030	SWITCH, LIMIT, TYPE 35E3 100-AH, MARTIN	BB101	3	EA	25.93	77.79
01201EI031	SWITCH, CAM CONTROLLER TI-2, 15004/C 10A	BB101	2	EA	28.20	56.40
01201EI053	OXYGEN DISPLAY AMPLIFIER CONTROLLER - 688XI 40XY	BB101	1	EA	2,162.79	2,162.79
30504EI007	PROBE, SECONDARY ACTIVATED CARBON FLOW MONITOR PS-10	BB101	2	EA	2,338.78	4,677.55
30504EI008	CABLE, SENSOR FOR PROBE 30504EI007	BB101	1	EA	715.00	715.00
46343	KIT,CELL REPLACEMENT,SIZE 6FT PROBE,FOR ROSEMOUNT O2 ANALYZE	BB101	1	EA	-	-
0000152238	BOARD, IO	BB102	1	EA	2,010.00	2,010.00
0000152239	BOARD, CONTROLLER	BB102	1	EA	2,291.00	2,291.00
0000152240	BOARD, DISPLAY	BB102	1	EA	3,314.00	3,314.00

ITEM #	DESCRIPTION	PICKING SEQ	QTY ON HAND	UOM	AVG COST	TOTAL COST
0000152241	ANALYZER, CELL ASM, 70 DEGREE	BB102	1	EA	2,821.00	2,821.00
0000152245	GASKET, SPIRAL WOUND	BB102	4	EA	86.00	344.00
0000152246	O-RING, VITON, DESSICANT CLEAN OUT PLUG	BB102	4	EA	21.00	84.00
0000152247	DISPLAY, ASSEMBLY, OVERLAY	BB102	1	EA	1,169.00	1,169.00
0000152248	BOARD, CONTROLLER ASSEMBLY	BB102	1	EA	2,663.00	2,663.00
0000152249	BOARD, DISPLAY ASSEMBLY	BB102	1	EA	3,638.00	3,638.00
0000152250	BOARD, I/O ASSEMBLY	BB102	1	EA	2,749.00	2,749.00
0000152251	BOARD, POWER MONITORING	BB102	1	EA	2,637.00	2,637.00
30501EI010	GASKET, PTS 1 1/2 & 1 FLOW METER MOD 551	BB102	4	EA	2.71	10.84
30501EI011	O RING, PTS 1 1/2 & 1 FLOW METER MOD 551	BB102	7	EA	1.00	7.00
30501EI012	GASKET, FOR 1 1/2 FLOWMETER, WALLACE/TIE	BB102	1	EA	1.62	1.62
30501EI013	O RING, FOR 1IN FLOWMETER, WALLACE/TIERNA	BB102	3	EA	1.10	3.30
01201EI001	TRANSMITTER, PRESSURE INDICATING	BB103	1	EA	2,130.80	2,130.80
25201EI001	IP ASSEMBLY, FISHER	BB103	1	EA	963.00	963.00
01201EI046	THERMOCOUPLE, SUPERHEAT 548U014SC8HN23ZZZ	BB104	6	EA	567.71	3,406.26
0000167308	GAUGE,AIR RESTRICTION	BB200	4	EA	41.93	167.72
01180ME020	RING, SEAL ALUMINUM	BB200	6	EA	111.29	667.76
148138	ADAPTER,BEARING, TYPE SNW 28, 4-15/16IN ID	BB200	4	EA	195.99	783.97
14932	BEARING,SPHERICAL ROLLER,TAPERED BORE,W/OIL GROOVES AND HOLE	BB200	2	EA	737.52	1,475.04
30509EI525	THERMOCOUPLE, FOR FURNACE	BB200	3	EA	315.72	947.16
01159EI500	SWITCH, DIFFERENTIAL PRESSURE, SERIES 1950-5 EXPLOSION PROOF	BB201	1	EA	278.21	278.21
12815	SWITCH,LIMIT,600VAC 10A	BB201	4	EA	210.54	842.15
139039	ARM,LIMIT SWITCH LEVER,SIZE 1-1/2IN DIA X 1/4IN WD,STEEL	BB201	4	EA	40.63	162.52
142805	VALVE,SOLENOID,SIZE 5/8IN ORIFICE,3/8IN PIPE CONNECTION,120V	BB201	4	EA	557.95	2,231.79
30509EI500	VALVE, SOLENOID, 2 WAY	BB201	3	EA	315.20	945.61
30509EI501	VALVE, BRASS, 3 WAY	BB201	2	EA	241.82	483.64
30509EI532	BELLOWS, VALVE, COMPLETE SET	BB201	1	EA	539.20	539.20
50018EI050	CONNECTOR, 15 PIN 1003-1058-ND NEWARK ELECTRIC FOR HYDROGE	BB201	1	EA	16.62	16.62
9177793270	COIL,ELECTRICAL,120VAC, 60HZ, FOR CONTACTOR	BB201	2	EA	72.84	145.67

ITEM #	DESCRIPTION	PICKING SEQ	QTY ON HAND	UOM	AVG COST	TOTAL COST
0000153240	DRIVE, VARIABLE FREQUENCY, 2HP, 380/480VAC, 2.6A	BB202	2	EA	408.44	816.88
0000153242	DRIVE, VARIABLE FREQUENCY, 5HP, 380/480VAC, 6.5A	BB202	1	EA	877.40	877.40
0000153243	DRIVE, VARIABLE FREQUENCY, 10HP, 380/480VAC, 14A	BB202	2	EA	886.57	1,773.14
30501EI014	VALVE, CONTROLLER FLOWSERVE	BB202	4	EA	205.00	820.00
0000153226	POWER SUPPLY, 120/230VAC 110-220VDC I/P, 24VDC O/P	BB203	1	EA	451.65	451.65
0000153227	PLC RACK	BB203	1	EA	2,450.00	2,450.00
0000153235	SWITCH, ETHERNET, 16 PORT	BB203	1	EA	475.00	475.00
0000153237	TRANSMITTER, PRESSURE, 150PSIG	BB203	1	EA	295.00	295.00
0000153238	STARTER, ELECTRIC MOTOR, SOFT START, 5HP, 480VAC	BB203	1	EA	375.00	375.00
148123	VALVE,SOLENOID, 1IN PIPE, 2 WAY, 1IN ORFC DIA, 110/120VAC 50	BB203	1	EA	271.58	271.58
16453EI037	CONTACT, AUXILIARY, 2NO, SIDE MOUNT RIGHT	BB203	1	EA	-	-
16453EI038	CONTACT, AUXILIARY, 2NC, SIDE MOUNT LEFT	BB203	1	EA	-	-
30509EI625	SOLENOID VALVE, 2-WAY SS, ALDORA TECH	BB203	1	EA	120.00	120.00
30512EI003	SWITCH, VIBRATION	BB203	1	EA	1,234.96	1,234.96
9097742565	BREAKER,CIRCUIT,MOTOR PROTECTOR,TYPE HMCP,600VAC,30A	BB203	1	EA	588.41	588.41
0000152635	VALVE, PROPORTIONAL, 3/4 IN, 24 GPM	BB204	2	EA	1,241.06	2,482.11
0000153233	PANEL, DISPLAY, 12IN, SIMATIC	BB204	2	EA	4,235.58	8,471.16
30509EI005	TEMPERATURE TRANSMITTER	BB204	3	EA	1,432.88	4,298.62
34201EI124	CABLE ASSEMBLY W/O PBA KIT	BB204	1	EA	-	-
0000152282	VALVE, RELIEF/SAFETY, FOR BLOWER, 1IN, DRY CARBON	BB300	2	EA	718.00	1,436.00
0000156966	TOUCHSCREEN,PROGRAM PRELOADED	BB300	2	EA	3,981.00	7,962.00
0000156967	INDICATOR,DIGITAL WEIGHT RICE LAKE	BB300	2	EA	1,612.00	3,224.00
0000156968	POWER SUPPLY,24VDC	BB300	1	EA	1,175.00	1,175.00
0000156969	CELL,LOAD,FLINTEC SB6-50KG-C3 FOR BWP PLATFORM SCALE	BB300	2	EA	1,569.00	3,138.00
0000156972	DRIVE,VARIABLE FREQUENCY,POWERFLEX,AC	BB300	1	EA	1,253.00	1,253.00
0000159549	SENSOR,PROXIMITY,MODEL 73 LEVERLESS DRY CONTACT	BB300	3	EA	359.41	1,078.23
30504ME006	EDUCTOR,2IN,10 TO 45LBS/HR OF PAC	BB300	1	EA	5,092.73	5,092.73
30504ME025	REBUILD KIT, ROTARY FEEDER	BB300	1	EA	792.22	792.22
890007	MICROLOGIX 1400,BRC-623 PLC BASE - PRELOADED WITH PROGRAM GR	BB300	2	EA	4,491.00	8,982.00

Schedule 16A – Initial Spare Parts List

ITEM #	DESCRIPTION	PICKING SEQ	QTY ON HAND	UOM	AVG COST	TOTAL COST
890008	MICROLOGIX 1400 ANALOG INPUT/OUTPUT MODULE GRAVIMETRIC FEEDE	BB300	2	EA	2,966.00	5,932.00
34201EI101	MODULE, ANALOG OUTPUT	BB301	3	EA	1,133.70	3,401.10
4932	MODULE,PROCESSOR,MULTI FUNCTION CONTROLLER,SIZE 13IN X 7IN X	BB301	2	EA	4,219.00	8,438.00
30501EI002	TRANSMITTER,TEMPERATURE,4-20MA O/P,12-42.4VDC SUPP,ALUMINUM	BB301	2	EA	1,424.25	2,848.50
40874	MODULE,INPUT,DIGITAL,FOR BAILEY DCS INFI 90	BB301	3	EA	199.60	598.80
5069	MODULE,TERMINATION UNIT,DIGITAL INPUT,SIZE 7IN X 8IN X 1IN,F	BB301	3	EA	492.20	1,476.60
62087	MODULE,PROCESSOR,MULTI FUNCTION CONTROLLER,SIZE 13IN X 7IN X	BB301	2	EA	2,319.60	4,639.20
67555	MODULE,INPUT,DIGITAL,16 CHANNELS,125/120VDC,SIZE 13IN X 7IN	BB301	1	EA	353.00	353.00
34201EI103	MODULE, DIGITAL OUTPUT IMDS014	BB302	2	EA	457.34	914.68
34201EI104	MODULE, ANALOG INPUT	BB302	2	EA	1,048.50	2,097.00
108264	MODULE,INTERFACE,FOR BAILEY DCS INFI 90	BB302	1	EA	3,342.00	3,342.00
34201EI105	UNIT, TERMINATION	BB302	1	EA	324.25	324.25
34201EI107	FUSE, .25A, NTDI01	BB302	15	EA	1.17	17.55
34201EI108	FUSE, 3A, NTDI01	BB302	14	EA	0.65	9.10
34201EI109	FUSE, 1A, NTMP01	BB302	10	EA	1.17	11.70
34201EI113	FUSE, SLO-BLO, 2A, 250V, IPMON01	BB302	5	EA	1.91	9.55
34201EI114	FUSE, MINIATURE, 1/32A, IPMON01	BB302	5	EA	3.35	16.75
34201EI115	FUSE, .5A, 250VAC, IPSYS01	BB302	5	EA	1.63	8.15
34201EI116	FUSE, 2A, 250VAC, IPSYS01	BB302	5	EA	1.63	8.15
34201EI117	FUSE, 6.3A, 250VAC, IPSYS01	BB302	5	EA	5.36	26.80
4948	MODULE,INPUT,ANALOG,SIZE 13IN X 7IN X 2IN,FOR BAILEY DCS INF	BB302	2	EA	1,331.90	2,663.80
34201EI110	MODULE, LOOP INTERFACE	BB303	3	EA	1,434.33	4,302.99
34201EI111	MODULE, NETWORK PROCESSING	BB303	1	EA	3,935.75	3,935.75
34201EI105	UNIT, TERMINATION	BB303	1	EA	324.25	324.25
34201EI112	BREAKER, CIRCUIT	BB303	1	EA	357.50	357.50
34201EI121	MODULE, COMMUNICATION PORT	BB304	2	EA	1,754.34	3,508.68
34201EI118	MODULE, FAN	BB304	1	EA	565.50	565.50
34201EI119	KIT, ESD FIELD SERVICE	BB304	1	EA	81.25	81.25
34201EI123	CONTROLLER, MFP - ABB - PHCBRC3000000	BB304	2	EA	-	-

Schedule 16A – Initial Spare Parts List

ITEM #	DESCRIPTION	PICKING SEQ	QTY ON HAND	UOM	AVG COST	TOTAL COST
34201EI001	REMOTE TERMINATION FOR BAILEY DRY FLU GA	BB400	1	EA	1,124.05	1,124.05
34201EI004	NETWORK PROCESS MODULE FOR BAILEY DRY FL	BB400	1	EA	2,875.00	2,875.00
34201EI005	POWER MODULE FOR BAILEY DRY FLU GAS DESU	BB400	1	EA	2,968.00	2,968.00
34201EI007	CARD, DIGITAL INPUT BAILEY CONTROLS	BB401	5	EA	257.00	1,285.00
34201EI010	MODULE, AC FOR BAILEY	BB401	1	EA	484.23	484.23
34201EI011	MODULE, BUS MONITOR FOR BAILEY	BB401	1	EA	403.52	403.52
5074	MODULE,TERMINATION UNIT,MULTI FUNCTION CONTROLLER,SIZE 7IN X	BB401	0	EA	342.50	-
34201EI012	ENTRY CIRCUIT BREAKER FOR BAILEY DRY FLU	BB402	1	EA	440.00	440.00
34201EI013	POWER SUPPLY MODULE FOR BAILEY DRY FLU G	BB402	1	EA	2,306.00	2,306.00
34201EI014	MODULE ASSEMBLY, POWER SUPPLY, FOR BAILE	BB402	1	EA	1,436.00	1,436.00
34201EI015	SYSTEM POWER MODULE FOR BAILEY DRY FLU G	BB402	1	EA	3,950.00	3,950.00
34201EI002	TERMINATION MODULE FOR BAILEY DRY FLU GA	BB403	1	EA	300.00	300.00
2565	MODULE,DATA HIGHWAY AND ASYNCHRONOUS INTERFACE,FOR ALLEN BRA	BB403	2	EA	1,724.00	3,448.00
34201EI016	FAN MODULE FOR BAILEY DRY FLU GAS DESULF	BB403	1	EA	2,173.85	2,173.85
34201EI017	KIT,ESD FIELD SERVICE FOR BAILEY DRY FLU	BB403	1	EA	75.00	75.00
34201EI018	FAN, AC TUBEAXIAL FOR BAILEY DRY FLU GAS	BB403	1	EA	79.19	79.19
143258	MODULE,REAR MOUNT	BB404	3	EA	240.68	722.04
34201EI021	PRINT HEAD FOR 11PRT02, FOR BAILEY DRY F	BB404	1	EA	1,614.10	1,614.10
34201EI022	PRINTER RIBBON FOR 11PRT02, BAILEY DRY F	BB404	1	EA	-	-
34201EI023	FUSE FASTRACTIND, 3A 250V FOR BAILEY DRY	BB404	5	EA	1.26	6.30
34201EI024	FUSE 2A 250V FOR BAILEY DRY FLU GAS DESU	BB404	5	EA	1.57	7.85
34201EI025	FUSE,6.3A 250V FOR BAILEY DRY FLU GAS DE	BB404	5	EA	0.71	3.55
34201EI026	FUSE FASTRACTING 2A 250V FOR BAILEY DRY	BB404	2	EA	0.42	0.83
34201EI027	FUSE, MINI. 1/32A FOR BAILEY DRY FLU GAS	BB404	3	EA	5.15	15.45
34201EI028	FUSE 5A 250VAC FOR BAILEY DRY FLU GAS DE	BB404	5	EA	1.61	8.05
34201EI029	FUSE 6.3A250VAC FOR BAILEY DRY FLU GAS D	BB404	4	EA	8.25	33.00
34201EI030	FUSE 2A, MOUNTING HARDWAREM FOR BAILEY D	BB404	3	EA	2.72	8.16
134861	BUSHING,REAR ARM,SIZE 100/115 X 100MM,FOR MARTIN ASH DISCHAR	BBIN	4	EA	128.14	512.56
30118	SPRING,COIL,AIR ADMISSION FLAP,FOR MARTIN STOKER	BBIN	5	EA	53.80	269.00

Schedule 16A – Initial Spare Parts List

ITEM #	DESCRIPTION	PICKING SEQ	QTY ON HAND	UOM	AVG COST	TOTAL COST
30509EI642	I/O BOX 6053852 FOR MCS100E NEW	BBIN001	2	EA	688.24	1,376.47
0000166953	HOSE,42MM OD,22MM ID,1M L,SILICONE	BBIN002	1	EA	128.00	128.00
30509EI643	FLOW METER BOARD FOR THE MCS100E LPM 43 NEW	BBIN002	2	EA	1,107.27	2,214.53
30509EI644	MOTOR,CHOPPER FOR THE MCS100E NEW	BBIN003	2	EA	171.85	343.70
0000159417	NTC,PAIR WITH GASKETS FOR MCS100E FLOWSENSOR	BBIN004	1	EA	994.00	994.00
30509EI645	VENTILATION FAN COMPLETE FOR MCS100E NEW	BBIN004	2	EA	127.44	254.87
30509EI647	CHOPPER MOTOR OPTICAL POSITION SENSOR MCS100E NEW	BBIN005	2	EA	68.50	137.00
30509EI648	INTERFACE FILTER WHEEL FOR MCS100E NEW	BBIN006	2	EA	289.40	578.80
0000151682	VALVE,NON RETURN,FOR CEMS HEATED FINE FILTER	BBIN007	1	EA	327.00	327.00
30509EI650	MODULE, INPUT, ANALOG	BBIN007	3	EA	965.05	2,895.15
30509EI651	LPX11 ANALOG OUTPUT BOARD I/O BOX FOR MCS100E NEW	BBIN008	2	EA	798.01	1,596.01
30509EI653	REBUILD KIT FOR SAMPLE PUMP FOR MCS100E NEW	BBIN009	8	EA	713.40	5,707.20
0000149795	DIAPHRAGM,VALVE,FLAPPER,FOR CEMS	BBIN009	1	SET	315.00	315.00
110300	WINDOW,CELL,SIZE 28 X 3	BBIN010	6	EA	273.60	1,641.60
30509EI654	IR SOURCE WINDOW FOR MCS100E NEW	BBIN010	2	EA	179.75	359.50
30509EI657	LENSE 25X5 FOR MCS100E NEW	BBIN010	2	EA	144.70	289.40
30509EI663	PRESSURE DISK FOR MCS100E NEW	BBIN011	0	EA	271.43	-
30509EI668	STAINLESS STEEL PREFILTER 220MM G 3/4IN MALE THREAD 20S9085	BBIN011	0	EA	1,147.69	-
30509EI686	SOLID STATE RELAY, RANDOM FIRE OUTPUT, 25A, 24-280V, 4-15VDC	BBIN011	2	EA	36.00	72.00
30509EI663	PRESSURE DISK FOR MCS100E NEW	BBIN012	2	EA	271.43	542.85
30509EI665	ROD PLATE FOR THE MCS100E NEW	BBIN013	2	EA	177.68	355.35
30509EI667	THERMOSWITCH FOR MCS100E	BBIN014	2	EA	63.20	126.40
30509EI628	FILTER,10 MICRON SINTERED W/O MOUNT HOLE	BBIN015	1	EA	318.00	318.00
30509EI639	CABLE F, THERMOSWITCH FOR MCS100E NEW	BBIN015	2	EA	7.00	14.00
66020	FILTER,PROBE,SZ 150MM,2MICRON,CERAMIC	BBIN017	3	EA	134.63	403.89
110295	O-RING,SIZE 54 X 2,VITON	BBIN018	5	EA	14.00	70.00
110308	O-RING,SIZE 23 X 2.5,VITON	BBIN018	19	EA	7.68	145.99
110343	O-RING,SIZE 113.97 X 2.62,VITON	BBIN018	6	EA	16.29	97.71
110351	BOLT,HEXAGONAL,MNTG	BBIN019	3	EA	31.00	93.00

ITEM #	DESCRIPTION	PICKING SEQ	QTY ON HAND	UOM	AVG COST	TOTAL COST
30509EI664	EXTENSION FOR CONNECTING ROD PLATE MCS100E NEW	BBIN019	1	EA	72.25	72.25
30509EI670	FLAT GASKET 1-1/2IN FOR FILTER ELEMENT SP2500	BBIN019	1	EA	22.08	22.07
66095	GASKET,PROBE TUBE,SIZE 3/4IN,NOVAPRESS	BBIN019	8	EA	19.73	157.80
110299	WINDOW,BAF2,SIZE 20 X 3	BBIN020	10	EA	179.00	1,790.00
142818	BOARD,PRINTED CIRCUIT,LPM38,PREAMP/DETECTOR MCS	BBIN021	3	EA	2,767.76	8,303.27
110346	SWITCH,TEMPERATURE,CABINET,THERMO	BBIN022	1	EA	100.00	100.00
30509EI684	VALVE, CALIBRATION GAS CHECK 93S0100	BBIN022	3	EA	936.94	2,810.82
0000167523	BOARD,ELECTRONIC,LPX03,DOM4 DIGITAL OUTPUT	BBIN023	1	EA	1,049.00	1,049.00
110329	FILTER,SET,INLET GAS CELL	BBIN023	12	EA	402.66	4,831.87
860135	FILTER ELEMENT SET,WATER AND OIL,FOR PLANT AIR REGULATOR,MXP	BBIN023	1	EA	282.00	282.00
110324	O-RING,SZ 68MM,FOR CEMS PROBE SERIES SP2500/SP2600	BBIN024	2	EA	50.70	101.39
110325	O-RING,SIZE 86MM,FOR CEMS PROBE SERIES SP2500/SP2600	BBIN024	2	EA	53.29	106.57
110326	O-RING,SZ 105MM,FOR CEMS PROBE SERIES SP2500/SP2600	BBIN024	2	EA	84.78	169.56
30509EI658	O-RING 15, 54X2 FEP FOR MCS100E NEW	BBIN024	5	EA	13.00	65.00
0000152991	KIT, CONVERTER	BBIN025	0	KIT	1,260.00	-
0000156059	LAMP,SOURCE,FOR ZPA ANALYZER	BBIN025	1	EA	2,562.00	2,562.00
148157	CONTROLLER,TEMPERATURE, 120/240VAC, FOR CEM SYSTEM	BBIN025	0	EA	337.78	-
0000152991	KIT, CONVERTER	BBIN026	1	KIT	1,260.00	1,260.00
0000158015	FILTER SAMPLE DISPOSABLE	BBIN026	6	EA	80.10	480.60
148157	CONTROLLER,TEMPERATURE, 120/240VAC, FOR CEM SYSTEM	BBIN026	0	EA	337.78	-
0000159559	KIT,REBUILD,SAMPLE PUMP	BBIN027	3	EA	62.67	188.00
0000159562	CONTROLLER,LIQUID LEVEL	BBIN028	1	EA	91.13	91.13
0000159563	SOCKET,FOR CONTROLLER	BBIN028	1	EA	3.41	3.41
0000159564	RELAY,SOLID STATE	BBIN029	2	EA	72.93	145.86
0000159565	REGULATOR,BACK PRESSURE	BBIN029	1	EA	337.20	337.20
0000159566	ROTOMETER,BYPASS	BBIN030	1	EA	286.80	286.80
0000159567	ROTOMETER,ANALYZER	BBIN030	1	EA	390.00	390.00
0000159568	FUSE,2 AMP,250V	BBIN031	1	EA	12.10	12.10
0000159569	O-RING,PIPE CELL	BBIN031	1	EA	12.10	12.10

ITEM #	DESCRIPTION	PICKING SEQ	QTY ON HAND	UOM	AVG COST	TOTAL COST
0000159570	WINDOW,PIPE CELL	BBIN031	1	EA	320.10	320.10
0000167302	SENSOR,BAROMETRIC PRESSURE	BBIN032	3	EA	-	-
0000166954	MOTOR,STEP,FOR INTERFERENCE/GAS FILTER WHEEL,34VDC,0.15A	BBIN033	1	EA	522.00	522.00
0000167535	VALVE,THROTTLE	BBIN034	1	EA	239.00	239.00
0000167537	VALVE,2/2 BRASS,SOLENOID PURGE	BBIN035	1	EA	334.00	334.00
0000167536	VALVE,3/2 SS,SOLENOID	BBIN036	1	EA	766.00	766.00
0000167526	BOARD,ELECTRONIC,LPX 08 DIGITAL INPUT	BBIN037	1	EA	720.00	720.00
0000159414	PCB,DIGITAL INPUT BOARD,MCS100E	BBIN038	1	EA	914.00	914.00
0000150122	HEATER,CARTRIDGE,FOR CEMS SAMPLE PUMP	BBIN039	1	EA	219.00	219.00
0000167534	RING,LOCKING	BBIN040	1	EA	26.00	26.00
0000167524	BOARD,ELECTRONIC,LPM 41 POWER CONTROL	BBIN041	1	EA	1,383.00	1,383.00
0000167525	BOARD,TEMPERATURE CONTROLLER,LPX14 HCM2,FOR 2 CONTROL	BBIN042	1	EA	2,074.00	2,074.00
0000167533	BRACKET,IR	BBIN043	1	EA	117.00	117.00
0000167530	CARTRIDGE,HEATING SET FOR LONG PATH CELL AND DETECTOR	BBIN044	1	EA	238.00	238.00
110301	WINDOW,BAF2,SIZE 5 X 1	BBIN045	1	EA	161.00	161.00
0000167529	CABLE,FLAT,1 LPM18-LPM38	BBIN046	1	EA	161.00	161.00
0000167527	CABLE,8 LPM40-LPM43	BBIN047	1	EA	53.00	53.00
0000167528	SWITCH,TEMPERATURE,55	BBIN048	1	EA	186.00	186.00
0000166957	PLUG CONNECTOR KIT FOR LPM42/43	BBIN049	1	EA	271.00	271.00
01201EI052	FLUE-GASTEMPERATURE TRANSMITTER 0-2000F	BBTOP	1	EA	2,293.15	2,293.15
34201EI035	CARD, POWER -DCS- MPS3	BBTOP	5	EA	3,072.93	15,364.65
0000152160	DEVICE, DUBO DSL DOUBLE SECURING M24	BCORN	48	EA	4.73	227.04
0000152161	NUT, HEXAGONAL, COUNTER, SELF LOCKING	BCORN	96	EA	1.02	97.92
105430	SPRING,COIL,SIFTING DISCHARGE FLAP,FOR MARTIN STOKER	BCORN	5	EA	53.69	268.45
146622	BEARING,SPHERICAL PLAIN,TYPE GE90ES ISO 12240 (DIN648),FOR M	BCORN	4	EA	195.77	783.08
16450ME205	BELT,FOR GK VIBRATING CONVEYOR	BELTRACK	3	EA	513.77	1,541.31
16450ME208	BELT,FOR GK VIBRATING CONVEYOR	BELTRACK	4	EA	387.37	1,549.46
19894	BELT,V,NOTCHED,5VX1180,118IN OUTSIDE CIRCUMFERENCE,5/8IN TOP	BELTRACK	12	EA	55.92	671.04
0000154000	BELT,2310-14M-40,24-14-40-2310	BELTRACK	1	EA	200.42	200.42

ITEM #	DESCRIPTION	PICKING SEQ	QTY ON HAND	UOM	AVG COST	TOTAL COST
35014	BELT,V,NOTCHED,5VX950,95IN OUTSIDE CIRCUMFERENCE,5/8IN TOP W	BELTRACK	10	EA	48.10	480.98
146713	ORIFICE,PLATE,UNDERFIRE AIR DAMPER,340/50,FOR MARTIN STOKER	BFLOR	2	EA	880.23	1,760.46
146714	ORIFICE,PLATE,UNDERFIRE AIR DAMPER,400/50,FOR MARTIN STOKER	BFLOR	2	EA	933.04	1,866.08
32275	BAR,GRATE,CURVED,MODEL 4612L,109.5MM WIDTH,CAST STEEL,FOR MA	BFLOR	24	EA	278.82	6,691.62
01159ME666	SPRING, CUP	BLUEBINS	195	BOX	1.55	302.25
01159ME667	WASHER, ECCENTRIC, MARTIN	BLUEBINS	365	EA	4.56	1,664.40
01159ME711	STRIP, SEAL MARTIN, STEEL	BLUEBINS	53	EA	6.08	322.31
01159ME712	DAMPER ADJUST ASSEM MARTIN	BLUEBINS	43	EA	4.64	199.55
01159ME595	HYDRAULIC HOSE - 21IN BOILER # 2 GRATE RAMS H42510 70C X 7	C102	6	EA	120.42	722.49
01159ME882	GREASE LINE 18-1/8IN , MARTIN STOKER BACK	C102	6	EA	42.10	252.60
01159ME883	GREASE LINE 18-1/8IN -MARTIN STOKER FRONT	C102	5	EA	48.66	243.32
146552	COIL,ELECTRICAL,CLOSE,FOR SWITCH YARD BREAKER SF6	CC100	2	EA	458.00	916.00
146553	COIL,ELECTRICAL,TRIP,FOR SWITCH YARD BREAKER SF6	CC100	2	EA	458.00	916.00
0000167690	SENSOR,SPEED PROBE TG-1	CC100	4	EA	85.53	342.10
11201EI051	PROXIMATOR SENSOR,3300 XL 5/8 MM,FOR BENTLY 3500 RACK 9 METR	CC100	2	EA	452.00	904.00
11201EI052	PROXIMITOR PICK UP FOR TGS	CC100	2	EA	373.88	747.76
11201EI053	PROXIMATOR CABLE FOR TGFT S	CC100	2	EA	390.00	780.00
9553792576	PROXIMITOR,5MM PROBE DIAMETER,3300XL,FOR BENTLEY NEVADA	CC100	2	EA	-	-
0000152901	REACTOR, OUTPUT, CHOKE, SINAMICS	CC101	4	EA	236.70	946.80
30500EI002	TUBE,FLOW 2IN FOR SDA DILUTION	CC103	2	EA	2,036.24	4,072.47
30500EI003	METER,MAG FOR THE DILUTION	CC103	2	EA	2,109.39	4,218.78
50018EI301	TRANSMITTER AND FLOWMETER,MAGNETIC,FOR SLURRY	CC103	1	EA	2,344.00	2,344.00
01183EI001	POSITIONER,MODULE REPLACEMENT FOR 3511 S	CC104	2	EA	588.30	1,176.60
20318EI001	GOVERNOR #2 BFW PUMP	CC104	2	EA	2,794.19	5,588.38
12201EI001	PROBE, PROXIMITY TRANSDUCER, BENTLEY NEV	CC200	3	EA	282.58	847.74
12201EI005	PROBE, PROXIMITY TRANSDUCER, BENTLEY NEV	CC200	2	EA	121.00	242.00
12201EI006	PROBE, PROXIMITY TRANSDUCER, BENTLEY NEV	CC200	2	EA	349.00	698.00
12201EI010	CABLE, EXTENSION, TRANSDUCERS BENTLY N	CC200	1	EA	110.00	110.00
12201ME091	RTD #2 TG - 3109J26P0001	CC200	3	EA	459.00	1,377.00

ITEM #	DESCRIPTION	PICKING SEQ	QTY ON HAND	UOM	AVG COST	TOTAL COST
11550EI331	RTD FOR #1 TG THRUST BEARING - U252J092U0029	CC201	3	EA	400.00	1,200.00
11550EI332	RTD FOR #1 TG THRUST BEARING - U252J092U0031	CC201	4	EA	235.00	940.00
141374	SWITCH,SELECTOR,3 POS,FOR BAGHOUSE	CC201	6	EA	40.69	244.16
17100EI009	HIM, POWERFLEX HAND HELD	CC201	1	EA	182.00	182.00
17100EI012	SWITCH ACTUATOR, GUARD LOCKING	CC201	1	EA	11.00	11.00
17100EI022	SWITCH, PUSHBUTTON, BOOTED, FLUSH HEAD, BLACK, SZ 30.5MM, 1N	CC201	3	EA	127.52	382.55
17100EI023	SWITCH, PUSHBUTTON, BOOTED, FLUSH HEAD, RED, SZ 30.5MM, 1NO	CC201	2	EA	89.52	179.03
17100EI024	PUSH BUTTON,30.5 MM TWIST RELEASE RED	CC201	2	EA	135.07	270.14
17100EI032	HORN, WARNING	CC201	1	EA	719.44	719.44
2484	BLOCK,CONTACT,SHALLOW,1NO 1NC	CC201	4	EA	30.08	120.32
0000154637	COIL,ELECTRICAL,120VDC,FOR TG 2 DC CONTACTOR	CC202	2	EA	189.23	378.46
0000154986	COIL,ELECTRICAL,62VDC,FOR TG 1 DC CONTACTOR	CC202	2	EA	345.00	690.00
12201EI014	CARTRIDGE, LED FOR #2 TG DL 095 CONTROLS	CC202	5	EA	8.00	40.00
12201EI015	CAPACITOR, #2 T/G DL-095 CONTROLS DL, G.	CC202	2	EA	7.00	14.00
12201EI016	RELAY, #2 TG PART# 3092J42-	CC202	4	EA	29.00	116.00
12201EI031	PROBE, SPEED FOR TURBINE GENERATOR	CC202	2	EA	239.05	478.10
12201EI032	CABLE, PROBE SPEED FOR TURBINE GENERATOR	CC202	1	EA	72.25	72.25
17100EI006	MODULE, 8 POINT VAC/VDC RELAY OUTPUT	CC202	1	EA	322.63	322.63
17100EI020	PUSH BUTTON, AMBER	CC202	3	EA	52.23	156.68
17100EI033	MODEM, REMOTE ACCESS ETHERNET	CC202	1	EA	1,311.25	1,311.25
12201EI017	RELAY, 28 VDC PART 2047J5	CC203	1	EA	111.00	111.00
12201EI018	RELAY, 28 VDC PART 2047J55	CC203	1	EA	111.00	111.00
12201EI019	FUSE, 1/2 AMP, FOR #2 TG DL-095 CONTROLS	CC203	5	EA	5.00	25.00
12201EI020	FUSE, 5 AMP, #2 TG DL-095 CONTROLS DL	CC203	2	EA	6.00	12.00
12201EI021	FUSE, 6 AMP, #2 TG DL-095 CONTROLS DL	CC203	5	EA	6.00	30.00
12201EI024	O RING, #2 TG DL-095 CONTROLS DL,S/P 007	CC203	4	EA	8.00	32.00
12201EI025	O RING, #2 T/G D/L 095 CONTROLS DL,	CC203	1	EA	9.00	9.00
12201EI026	RELAY,28 VDC	CC203	1	EA	91.00	91.00
12201EI027	METER, G.E.	CC203	2	EA	133.00	266.00

ITEM #	DESCRIPTION	PICKING SEQ	QTY ON HAND	UOM	AVG COST	TOTAL COST
12201EI028	SWITCH, 1200 3A	CC203	2	EA	61.00	122.00
12565EI001	CARTRIDGE, STD. SET, 1,000 PSI VALVE	CC203	3	EA	115.62	346.86
12565EI002	BODY, BLOCK, REGULATOR, ALUMINUM	CC203	3	EA	28.02	84.05
12201EI029	BOARD, PRINTED CIRCUIT, INVERTER 120VT	CC204	2	EA	750.00	1,500.00
12201EI030	BOARD, PRINTED CIRCUIT, INVERTER	CC204	1	EA	200.00	200.00
12201ME300	VALVE - FLUSHING EHC 100A242-001	CC204	1	EA	1,150.00	1,150.00
12201ME301	ADAPTER, FLUSHING VALVE	CC204	1	EA	1,850.00	1,850.00
12201ME302	O RING 655A770-115	CC204	0	EA	3.00	-
12201ME303	O RING 655A770-010	CC204	2	EA	3.00	6.00
30505EI104	OPERATOR,INTERFACE,PANEL VIEW 550, MONOCHROME	CC204	1	EA	5,989.90	5,989.90
30509EI010	PROBE TUBE,SS 1 METER FOR ALTECH CEM	CC204	1	EA	247.27	247.27
21201EI001	ELECTRODE, ROSEMOUNT MODEL 396P-01-10-54	CC300	2	EA	509.34	1,018.67
21201EI002	ANALYZER, MODEL 1054B PH-01-20	CC300	1	EA	1,326.00	1,326.00
0000160043	POSITIONER,DIGITAL FOR ERV	CC300	1	EA	2,261.25	2,261.25
150-2038	STRAINER,FOR TURBINE GENERATOR EHC SERVO VALVE	CC300	4	EA	2,410.34	9,641.34
21201EI003	TEE, ROSEMOUNT FLOW THROUGH TEE W/ADAPTO	CC300	1	EA	208.00	208.00
12201EI044	DIRECTIONAL VALVE & COIL ASSM. #2 TURBIN	CC301	1	EA	1,313.84	1,313.84
12201EI048	GEAR, MOTOR, GE	CC301	1	EA	429.51	429.51
12201EI051	VALVE, SERVO, # 1 AND # 2 T/G	CC301	1	EA	1,335.00	1,335.00
01159ME718	HOSE WATER FOR MARTIN SYSTEM	CC301	3	FT	8.98	26.94
11201EI044	ETD DIRECTIONAL VALVE 5-1970-1 125VDC T/G # 1 HYDRAULICS	CC301	1	EA	14,110.00	14,110.00
11201EI045	LOV DIRECTIONAL VALVE 21110-5602-2800 24VDC T/G # 1 HYDRA	CC301	1	EA	3,875.00	3,875.00
12201EI045	RELAY, TIME	CC301	1	EA	69.00	69.00
12201EI049	TIMER, COMPLETE, #3 AIR DRYER QRIAD II,	CC301	2	EA	200.00	400.00
17100EI010	OPERATOR,INTERFACE, PANEL VIEW 1500, TOUCH SCREEN, PLUS CE	CC302	1	EA	1,350.92	1,350.92
12201EI078	RELAY, 110V	CC302	2	EA	17.00	34.00
12201EI079	RELAY, HI FI	CC302	1	EA	19.00	19.00
17100EI013	PROTECTOR, SURGE AND FILTER	CC302	1	EA	272.00	272.00
4881	CONTROLLER,DIGITAL VALVE,FIELDVUE TYPE 6010	CC302	1	EA	2,412.41	2,412.41

Schedule 16A – Initial Spare Parts List

ITEM #	DESCRIPTION	PICKING SEQ	QTY ON HAND	UOM	AVG COST	TOTAL COST
01159EI638	SWITCH,PROXIMITY, INDUCTIVE	CC303	6	EA	229.95	1,379.72
11201EI046	PILOT VALVE FOR #1 TG STOP VALVE - F3-DG4S2-012A -H 50	CC304	2	EA	-	-
12201EI046	PILOT VALVE FOR #2 TG STOP VALVE F3-DG4S2-012A-B-60	CC304	2	EA	269.17	538.34
116942	RELAY,CONTROL,NEMA HEAVY DUTY,TYPE P,10A CONTACT,4NO,120VAC	CC400	1	EA	185.96	185.96
12994	BLOCK,CONTACT, 600VAC / 250VDC MAX, 6A, 2NC	CC400	8	EA	29.99	239.92
17100EI016	RELAY, TUBE BASE, GENERAL PURPOSE	CC400	1	EA	13.00	13.00
17100EI027	PILOT LIGHT, 30.5 MM AMBER	CC400	1	EA	88.00	88.00
17100EI028	LEVER ARM, LIMIT SWITCH SQUARE D # 9007 HA-1	CC400	9	EA	34.08	306.68
17100MEG020	SWITCH,PROXIMITY, INDUCTIVE, FOR DISCHARGERS	CC400	1	EA	76.92	76.92
2447	SWITCH,PUSHBUTTON,OPERATOR,COLOR BLACK	CC400	5	EA	87.64	438.18
9825793161	SWITCH,LIMIT,W/SPRING RETURN	CC400	5	EA	134.79	673.95
17100EI005	PROCESSOR, COMPACT LOGIX ETHERNET	CC401	1	EA	2,966.70	2,966.70
20303EC011	MEMORY, 1500 CPU 12K PALL SYS	CC401	1	EA	-	-
20303EC012	BASE, MEMORY	CC401	1	EA	-	-
17100EI007	POWER SUPPLY	CC401	1	EA	430.65	430.65
17100EI037	SWITCH,DISCONNECT, 480V,30A, W/AUX	CC401	1	EA	196.43	196.43
20303EC001	ACTUATOR, PNEUMATIC	CC401	1	EA	-	-
20303EC005	SUPRESSOR, SURGE PALL SYS	CC401	1	EA	-	-
20303EC007	CONVERTER, INTERFACE, PALL SYSTEM	CC402	1	EA	657.16	657.16
20303EC008	CARD, ANALOG INPUT 4 CHANNEL, 1769-IF4 MICROLOGIX 1500	CC402	1	EA	-	-
20303EC009	MODULE, OUTPUT ANALOG I/O PALL SYSTEM	CC402	1	EA	-	-
20303EC010	RELAY, ISOLATED OUTPUT PALL SYSTEM	CC402	1	EA	32.28	32.28
20303EC014	MODULE, INPUT, PALL SYSTEM	CC402	1	EA	203.58	203.58
20303EC015	MODULE, OUTPUT PALL SYSTEM	CC402	1	EA	419.80	419.80
0000152044	MODULE, ETHERNET BRIDGE	CC402	2	EA	2,716.13	5,432.26
0000152907	MODULE, OUTPUT, ANALOG, CONTROLLOGIX	CC402	2	EA	2,983.91	5,967.82
0000153715	SWITCH,SPEED,ZERO SPEED,G04B WHIRLIGIG	CC402	2	EA	159.48	318.95
0000157779	COUPLING,FLEXIBLE,5/8IN X 5/8IN	CC402	2	EA	-	-
101979	COUPLING,SWITCH,SPEED,WHIRLIGIG MAGNETIC SHAFT MOUNT	CC402	2	EA	98.77	197.54

Schedule 16A – Initial Spare Parts List

ITEM #	DESCRIPTION	PICKING SEQ	QTY ON HAND	UOM	AVG COST	TOTAL COST
102820	MODULE,OUTPUT,ANALOG,DIGITAL SLAVE,4-20MA OUTPUT,4 CHANNELS,	CC402	1	EA	1,407.70	1,407.70
141375	MODULE,INPUT,ANALOG,4 CHANNELS,10VDC,20MA INPUT,FOR ALLEN BR	CC402	2	EA	298.73	597.45
144182	MODULE,INPUT,ANALOG,FOR ALLEN BRADLEY SLC 500 SYSTEM	CC402	2	EA	1,177.00	2,354.00
17100EI004	MODULE, 16 POINT 120 VAC INPUT	CC402	0	EA	431.00	-
20303EC002	ACTUATOR, PNEUMATIC	CC402	1	EA	-	-
20303EI004	LEVEL DETECTOR FOR ASH SYSTEM	CC402	1	EA	926.00	926.00
899219	SENSOR,SPEED,M100 SENSOR,FOR ASH HOUSE	CC402	3	EA	191.67	574.99
17100EI008	DRIVE, 5HP AC	CC403	1	EA	1,184.00	1,184.00
146032	SWITCH,SPEED,ZERO SPEED,NEMA 4X STAINLESS ENCLOSURE	CC403	2	EA	773.00	1,546.00
146033	PROBE,SPEED,MOTION SENSING,TYPE MSP-9 W/1.5 M HIGH TEMP CABL	CC403	2	EA	1,213.00	2,426.00
17100EI014	STARTER,SIZE 1 FVR	CC403	1	EA	326.82	326.82
20303EC016	DRIVE, VARI-SPEED, PALL SYSTEM	CC403	1	EA	1,423.26	1,423.25
41107	ALARM,MOTION FAILURE,SERIES MFA-4P	CC403	2	EA	508.00	1,016.00
11200EI001	SEAL, AUX 5IN	CC500	4	EA	33.00	132.00
34201EI031	FUSE HOLDER, PHOENIX WITH LIGHT INDICATOR	CC500	250	EA	9.53	2,382.50
34201EI032	INDICATOR, PHOENIX LIGHT	CC500	249	EA	7.94	1,977.06
35603EI008	COIL, RELAY IN XIN P&F FOR #3 SWITCHYARD	CC500	1	EA	109.00	109.00
35600EI011	DIODE, SOLID STATE CONTROL, #60074, #3 S	CC501	2	EA	41.18	82.36
35600EI012	FUSE, SOLID STATE CONTROL, 5A X 250V, 3#	CC501	9	EA	3.90	35.10
35600EI013	LIGHT, PILOT, RED FOR #3 SWITCHYARD, SOL	CC501	3	EA	4.01	12.03
35600EI014	LIGHT, PILOT, AMBER FOR 3# SWITCHYARD, S	CC501	12	EA	3.63	43.50
35600EI015	SCR	CC501	2	EA	117.00	234.00
35600EI016	FUSE, SOLID STATE CONTROLS, 150A X 150V	CC501	10	EA	27.69	276.90
35603EI007	SWITCH, PRESSURE P&F FOR #3 SWITCHYARD	CC501	1	EA	149.00	149.00
35603EI009	SWITCH, AUX	CC501	1	EA	277.55	277.55
35603EI010	SWITCH, AUX	CC501	1	EA	130.00	130.00
35600EI017	SCR	CC502	2	EA	66.15	132.30
35603EI050	DISK, RUPTURE 72-183-253-002	CC502	2	EA	360.00	720.00
35603EI054	MOTOR, WITH GEAR 41-211-208-032	CC502	2	EA	1,600.00	3,200.00

ITEM #	DESCRIPTION	PICKING SEQ	QTY ON HAND	UOM	AVG COST	TOTAL COST
35600EI018	BUSHING, CAM ROLLER	CC502	1	EA	25.69	25.69
35600EI019	BARRIER, PI ARC FOR SWITCHYARD	CC502	13	EA	9.56	124.28
35600EI020	HANDLE, ASSEMBLY FOR SWITCHYARD	CC502	1	EA	1.68	1.68
35600EI021	COIL, HVC 115V/60HZ FOR #3 SWITCHYARD	CC502	1	EA	739.33	739.33
35600EI146	RECTIFIER BOARD FOR TOSHIBA VACUUM CONTROLLER	CC502	1	EA	588.00	588.00
35603EI051	GASKET RUPTURE DISK 72-182-584-002	CC502	4	EA	63.00	252.00
35600EI022	GASKET, WEST.	CC503	9	EA	7.30	65.70
35600EI023	GASKET, WEST.	CC503	4	EA	5.80	23.20
35600EI024	GASKET, WEST	CC503	16	EA	7.01	112.16
35600EI025	GASKET, WEST.	CC503	1	EA	6.03	6.03
35600EI026	GASKET, WEST	CC503	1	EA	5.90	5.90
35603EI012	RELAY, 4 POLE	CC503	1	EA	145.00	145.00
35603EI013	CONTACT, AUXILIARY, AMETEK	CC503	1	EA	50.00	50.00
35603EI014	CONTACT, AUX. PART#588C981 H01 WESTINGH	CC503	4	EA	399.29	1,597.14
35603EI015	TRANSFORMER	CC503	1	EA	148.00	148.00
35603EI016	CONTACT, ASSEMBLY	CC503	4	EA	369.29	1,477.14
50018EI027	TRANSFORMER, TYPE MTC, WESTINGHOUSE	CC503	2	EA	72.50	145.00
35600EI050	OVERLOAD RELAY-S21 FOR G.E. SWITCHGEAR E	CC504	2	EA	64.83	129.66
35600EI051	GROUND FAULT SENSOR FOR G.E. SWITCHGEAR	CC504	1	EA	264.81	264.81
35600EI052	GRD, FAULT RELAY FOR G.E. SWITCHGEAR EQU	CC504	1	EA	283.45	283.45
35600EI047	IND LIGHT FOR G.E. SWITCHGEAR EQUIP.	CC504	2	EA	69.50	139.00
35600EI048	IND LIGHT FOR G.E. SWITCHGEAR EQUIP.	CC504	2	EA	18.63	37.26
35600EI053	NAMEPLATE FOR G.E. SWITCHGEAR EQUIP.	CC504	2	EA	1.50	3.00
35600EI054	HEATER FOR G.E. SWITCHGEAR EQUIP.	CC504	2	EA	6.43	12.86
35600EI055	TERMINAL BLOCK SWITCHGEAR EQUIP.	CC505	17	EA	22.58	383.81
35600EI056	TERM BOARD FOR G.E. SWITCHGEAR EQUIP.	CC505	3	EA	10.39	31.17
35600EI200	RELAY 52X , CH - ARD660SR GENERATOR BREAKER	CC505	1	EA	598.67	598.67
01201EI051	INFRARED BOILER THERMOMETER F38TXSF4SF	CC506	1	EA	13,990.00	13,990.00
0000156579	MODULE,NETWORK INTERFACE	CCTOP	1	EA	-	-

Schedule 16A – Initial Spare Parts List

ITEM #	DESCRIPTION	PICKING SEQ	QTY ON HAND	UOM	AVG COST	TOTAL COST
0000156581	MODULE,ETHERNET CIU TRANSFER	CCTOP	1	EA	-	-
01201EI009	THERMO WELL W/CONNECTION HEAD INCONELL	CCTOP	4	EA	426.70	1,706.80
20303EI005	TRANSMITTER 0-150 PSI	CCTOP	2	EA	1,734.25	3,468.50
30503EI100	TEMPERATURE INDICATING SWITCH FABRIC FILTERS 1, 2, 3 UNITE	CCTOP	13	EA	699.12	9,088.49
11201ME101	BUSHING, HARD SEAL, 1.737IN ID	CONXCONX	1	EA	2,031.00	2,031.00
11553EI024	PLATE 4 HOLE	CONXCONX	2	EA	250.00	500.00
50018EI004	FLOODLIGHT, LITHONIA LTG F500QLD 120 M12 500W QUARTZ.	D803	8	EA	35.92	287.33
0000158910	CONTACTOR,REVERSING CONTACTOR WITH 2 NO AND 2 NC AUX CONTACT	DD100	4	EA	216.86	867.44
0000159575	RELAY,OVERLOAD CEP7 3.2-16.0	DD100	0	EA	-	-
35600EI027	CONTACT, PISTON WESOCO	DD100	6	EA	175.00	1,050.00
35600EI028	CONTACT, STATION WESTINGHOUSE	DD100	1	EA	75.00	75.00
35600EI029	CONTACT, STATION WESTINGHOUSE	DD100	8	EA	75.00	600.00
35600EI030	CONTACT, STATION WESTINGHOUSE	DD100	3	EA	75.00	225.00
35600EI031	CONTACT, SPRING MOUNT WESTINGHOUSE	DD100	6	EA	20.00	120.00
35600EI032	PIN, CONTACT MOV	DD101	3	EA	20.00	60.00
35600EI033	SPRING, KICK OUT	DD101	3	EA	50.00	150.00
35600EI034	CONTACT, STAT MAIN WESTINGHOUSE	DD101	3	EA	120.00	360.00
35600EI035	CONTACT, STATION ARCHING WESTINGHOUSE	DD101	3	EA	70.00	210.00
35600EI036	PLATE,MOV.MAIN RH	DD101	3	EA	75.00	225.00
35600EI037	CONTACT, MOV ARC WESTINGHOUSE	DD101	12	EA	90.00	1,080.00
35600EI038	SPRING, MOV CONT HINGE	DD101	6	EA	15.00	90.00
35603EI006	FUSE, 4.8KV/9R FOR #3 SWITCHYARD G.E.	DD101	4	EA	994.19	3,976.76
01159EI628	O RING, MARTIN STOKER, METRIC PROPORTIONAL VALVES VITON	DD102	100	EA	4.00	400.00
35600EI039	COIL 115VDC FOR G.E. SWITCHGEAR EQUIP.	DD102	1	EA	1,820.00	1,820.00
35600EI040	V/BOLT/ASM.INTRIM/400 FOR G.E. SWITCHGEA	DD102	2	EA	1,367.30	2,734.60
35600EI041	METER, PANEL 4-1/2 15 FOR SWITCHGEAR	DD102	1	EA	81.12	81.12
35600EI042	METER, PANEL 4-1/2 20 FOR SWITCHGEAR	DD102	1	EA	81.12	81.12
35600EI136	FUSE, BASLER PPT, GENERATOR 1 & 2	DD102	6	EA	537.14	3,222.84
35600EI057	MOT STAB ASM 2&3 HI FOR G.E. SWITCHGEAR	DD103	1	EA	940.50	940.50

Schedule 16A – Initial Spare Parts List

ITEM #	DESCRIPTION	PICKING SEQ	QTY ON HAND	UOM	AVG COST	TOTAL COST
35600EI043	TRANSFORMER, 2KVA 4160 230/115 - 5/6	DD103	1	EA	642.18	642.18
35600EI044	SWITCH FOR G.E SWITCHGEAR EQUIP.	DD103	1	EA	97.57	97.57
35600EI045	PUSH BUTTON FOR G.E. SWITCHGEAR EQUIP.	DD103	2	EA	17.99	35.98
35600EI046	PUSH BUTTON FOR G.E. SWITCHGEAR EQUIP.	DD103	1	EA	17.99	17.99
35600EI058	MAGNET FRAME DC HVC FOR G.E. SWITCHGEAR	DD103	1	EA	232.85	232.85
35603EI019	PT FUSE FOR SWITCHGEAR 14.4 KV 1/2 AMPS	DD103	6	EA	244.53	1,467.17
35600EI064	HV BUSH. MALE 3HI FOR G.E. SWITCHGEAR EQ	DD104	3	EA	10.17	30.51
35600EI065	HV BUSH. FEMALE 3HI FOR G.E. SWITCHGEAR	DD104	3	EA	3.73	11.19
35600EI059	EJ-FU-4.8KV/9R CLIP FOR G.E. SWITCHGEAR	DD104	1	EA	589.52	589.52
35600EI060	SPRING, ARM FOR SWITCH GEAR	DD104	2	EA	14.79	29.58
35600EI061	MOVEABLE ARM CR193V&W FOR G.E. SWITCHGEA	DD104	1	EA	609.84	609.84
35600EI062	FUSE, 2A, 4 8KV FOR SWITCHGEAR	DD104	6	EA	101.15	606.91
35600EI063	CONTACT FINGER-SIL FOR G.E. SWITCHGEAR E	DD104	20	EA	5.55	111.00
35600EI066	POWER STAB SPRING SET OF 3	DD104	28	EA	1.87	52.36
35600EI067	BLOCK, FUSE 1 POLE	DD104	3	EA	9.50	28.50
35600EI068	FUSE-250V/10AMP FOR G.E. SWITCHGEAR EQUI	DD104	3	EA	6.53	19.59
35600EI069	LIGHT, RED INDICATOR, 125 V, FOR #3 SWIT	DD200	1	EA	242.86	242.86
35600EI070	LIGHT, GREEN INDICATOR, 125V, FOR #3 SWI	DD200	1	EA	27.36	27.36
35600EI071	BUTTON, PUSH, OILTIGHT, FOR #3 SWITCHYAR	DD200	2	EA	14.07	28.14
35600EI073	INTERLOCK, AUXILIARY	DD200	1	EA	205.49	205.49
35600EI074	INTERLOCK, CONTROL POWER FOR #3 SWITCHYA	DD200	5	EA	1,205.49	6,027.45
35600EI075	INTERLOCK, TEST POWER FOR #3 SWITCHYARD	DD200	1	EA	205.49	205.49
35600EI076	RESISTOR, ASSEMBLY	DD200	1	EA	169.00	169.00
35600EI077	METER 2131J72001	DD200	1	EA	38.00	38.00
0000148991	DRIVE, VARIABLE FREQUENCY, AC MOTOR,1.5HP,115/230VAC,50/60HZ	DD201	1	EA	434.70	434.70
35600EI078	HEATER, OVERLOAD FOR #3 SWITCHYARD	DD201	3	EA	4.46	13.38
35600EI079	HEATER, OVERLOAD FOR #3 SWITCHYARD, G.E.	DD201	3	EA	4.36	13.08
35600EI080	KIT, SPARE PART 302-332	DD201	2	EA	39.50	79.00
50018ME025	KIT, MASTER,SIZE 5/8-11 PART 5401-10 HEL	DD201	1	KIT	6.82	6.82

Schedule 16A – Initial Spare Parts List

ITEM #	DESCRIPTION	PICKING SEQ	QTY ON HAND	UOM	AVG COST	TOTAL COST
50018ME026	KIT, REPAIR G.E.	DD201	1	KIT	167.50	167.50
50018ME027	KIT, REPAIR G.E.	DD201	1	KIT	174.85	174.85
20303EI001	DISPLAY, HYDRORANGER	DD202	2	EA	2,020.00	4,040.00
35600EI083	CABLE, ASSEMBLY	DD202	1	EA	63.18	63.18
35600EI084	REGULATOR	DD202	1	EA	104.29	104.29
35600EI085	PROXIMITOR #2 TG	DD202	4	EA	2,601.00	10,404.00
35600EI086	DIODE, TG, GE, 2088570-001	DD202	4	EA	37.50	150.00
0000167306	RELAY,PLUG IN ANNUNCIATOR	DD202	3	EA	-	-
35600EI081	COIL, 120 VAC	DD202	1	EA	28.50	28.50
35600EI082	HANDLE #5311459B1	DD202	1	EA	9.31	9.31
35600EI087	CARTRIDGE, LED, TG, 28U, 2101J8802, GE	DD202	4	EA	8.00	32.00
35600EI088	WHEEL, SWITCH THUMB	DD202	1	EA	62.00	62.00
0000151965	ADAPTER, DRAW LEAD	DD203	1	EA	225.00	225.00
20303EI002	PROGRAMMER, LEVEL DETECTOR	DD203	1	EA	100.00	100.00
20303EI003	TRANSDUCER,LEVEL DETECTOR	DD203	2	EA	739.00	1,478.00
35600EI089	RELAY, 4 POLE	DD203	1	EA	106.92	106.92
35600EI090	SWITCH, PUSH BUTTON G.E.	DD203	1	EA	32.00	32.00
35600EI091	SUPPLY, POWER	DD203	1	EA	267.00	267.00
0000153716	VALVE,BALL,2IN,SS,FOR ASH EXT WATER LEVEL	DD204	3	EA	560.52	1,681.56
0000153717	VALVE,SOLENOID,4 WAY,NAMUR,FOR ASH EXT WATER LEVEL	DD204	4	EA	89.52	358.09
17100EI004	MODULE, 16 POINT 120 VAC INPUT	DD204	0	EA	431.00	-
17100EI011	SWITCH, GUARD LOCKING	DD204	1	EA	336.00	336.00
35600EI092	SWITCH, D.P.S.T.	DD204	1	EA	36.25	36.25
35600EI093	RELAY, AGA	DD204	2	EA	389.00	778.00
35600EI094	RELAY, TIME DELAY	DD204	2	EA	295.50	591.00
35600EI095	RELAY, TIME DELAY	DD204	1	EA	302.00	302.00
35600EI096	RELAY, TIME DELAY	DD204	2	EA	161.17	322.33
0000148990	STATION,PUSHBUTTON,START,STOP,POTENTIOMETER, FOR VFD	DD300	1	EA	252.69	252.69
01180EI004	DCM CARD 22-5012-59 COMBUSTION AIR I & C # 3	DD300	2	EA	697.50	1,395.00

Schedule 16A – Initial Spare Parts List

ITEM #	DESCRIPTION	PICKING SEQ	QTY ON HAND	UOM	AVG COST	TOTAL COST
105325	DRIVE, VARIABLE FREQUENCY, AC MOTOR, 7.5HP, NEMA 4X TERMINAL	DD300	1	EA	1,076.25	1,076.25
16453EI005	SWITCH, LIMIT FOR FABRIC FILTER DOUBLE DUMPS	DD300	6	EA	126.65	759.90
16453EI006	ARM, LIMIT SWITCH FOR DOUBLE DUMP VALVES	DD300	6	EA	33.10	198.60
17100EI018	PUSH BUTTON, RED	DD300	1	EA	28.00	28.00
17100EI019	PUSH BUTTON, GREEN	DD300	1	EA	33.33	33.33
17100EI021	SWITCH, SELECTOR	DD300	1	EA	25.00	25.00
30503EI011	GAUGE,DP,FOR BAGHOUSE,15-0-15 IN H2O	DD300	2	EA	71.67	143.34
35600EI097	SHIELD, ARC BOTTOM	DD301	6	EA	30.80	184.80
35600EI098	ASSEMBLY, TRANSFER STOCK	DD301	6	EA	112.70	676.20
35600EI099	SHIELD, ARC	DD301	6	EA	38.50	231.00
01165EI002	PLUG, BOILER DRUM LEVEL, DIAMOND POWER	DD302	3	EA	330.89	992.67
35600EI100	SHIELD, ARC	DD302	6	EA	38.50	231.00
35600EI101	RELAY, OIL	DD302	4	EA	30.95	123.80
35600EI102	RELAY, GROUND FAULT	DD302	1	EA	448.01	448.01
35600EI103	FUSE, EJI 4.8KV/3 AMP FOR #3 SWITCHYARD	DD302	2	EA	40.30	80.60
9372792846	GASKET,LEVEL PROBE,FOR BOILER STEAM DRUM WATER LEVEL COLUMN	DD302	5	EA	43.80	219.00
35600EI104	METER, AMP 0-3000 SQ D DYNATRON PART 486	DD303	1	EA	70.00	70.00
35600EI105	TRANSFORMER, MOD RSC-2B REGULATING CONTR	DD303	2	EA	94.49	188.97
35600EI106	MOTOR, 115V WESTINGHOUSE	DD303	2	EA	213.16	426.32
35600EI107	TRANSFORMER, 50V	DD303	2	EA	215.00	430.00
35600EI108	RELAY, RESET ROD EXT. OVERLOAD	DD303	41	SET	9.89	405.40
131067	SWITCH,SPEED,ZERO SPEED,120/240VAC/24VDC,CAST ALUMINUM,FOR C	DD304	2	EA	427.25	854.50
16450EI002	SWITCH SAFETY,PULL CORD,MATERIAL CONTROL MODEL MCI-SS-5	DD304	1	EA	471.45	471.45
17100EI002	SWITCH, BELT ALIGNMENT	DD304	4	EA	270.00	1,080.00
17100EI003	SWITCH, PULL CORD	DD304	2	EA	286.93	573.86
01180ME007	SEAL,FELT AMER.DAVIDSON FOR FD FAN	DD400	10	EA	30.00	300.00
01180ME008	SEAL,CORK AMER.DAVIDSON FOR FD FAN	DD400	20	EA	41.00	820.00
01180ME009	GASKET, SEAL AMER.DAVIDSON FOR FD FAN	DD400	3	EA	64.11	192.33
01180ME010	SPRING,SEAL AMER.DAVIDSON FOR FD FAN	DD400	7	EA	29.00	203.00

Schedule 16A – Initial Spare Parts List

ITEM #	DESCRIPTION	PICKING SEQ	QTY ON HAND	UOM	AVG COST	TOTAL COST
01198EI001	KIT, IP MODULE TRANSDUCER FOR SIEMENS 760 CONTROL VALVE MAI	DD400	1	EA	732.56	732.56
100229	TRANSMITTER, TEMPERATURE, RAIL MOUNT, 60 HZ LINE VOLTAGE FIL	DD400	1	EA	799.50	799.50
670PKG0210	DRIVE, MOTOR, TYPE DC, 2HP, 110/220VAC I/P, 10A, 50/60HZ, 1P	DD400	1	EA	1,673.48	1,673.48
01201EI035	TAP IN PLATE SUN A-B GULF	DD401	1	EA	476.90	476.90
101512	GLASS,SIGHT,HIGH PRESSURE	DD401	3	EA	488.55	1,465.65
11550EI330	SOLENOID FOR TURBINE DRIP LEGS	DD401	1	EA	385.00	385.00
16450ME328	VALVE, PILOT PRESSURE CHOKE, REXROTH Z2FS6-2-44 ASH EXPELLA	DD401	1	EA	252.00	252.00
01201EI034	NEEDLE VALVE, REXROTH MARTIN HYDRAULICS	DD402	3	EA	212.36	637.08
01201EI037	LIMIT SWITCH, ALLEN BRADLEY FOR TLT DI	DD402	4	EA	318.33	1,273.32
01201EI038	BRACKET, MOUNTING	DD402	2	EA	33.17	66.34
16450ME106	NEEDLE VALVE FOR TLT ASH EXPELLER	DD402	2	EA	331.00	662.00
16450ME107	VALVE, DECOMPRESSION FOR TLT	DD402	2	EA	465.03	930.05
16450ME108	VALVE, DUAL PILOT OPERATED CHECK TLT	DD402	3	EA	845.00	2,535.00
16450ME114	CHECK VALVE, PUMP SIDE	DD402	2	EA	39.90	79.80
16450ME327	SOLENOID CONNECTION CAP , REXROTH R97889 ASH EXPELLARS	DD402	1	EA	95.00	95.00
17100EI004	MODULE, 16 POINT 120 VAC INPUT	DD402	1	EA	431.00	431.00
01201EI039	PROXIMITY SWITCH, A/B SENSOR DRAG CONVEYOR	DD403	4	EA	87.59	350.36
16450ME110	HYCON FILTER ELEMENT OUTLET	DD403	4	EA	51.66	206.63
16450ME111	HYCON FILTER ELEMENT INLET	DD403	5	EA	73.06	365.28
16453EI004	OVERLOAD, GE CR324CXES # 2 PUGMILL	DD403	2	EA	347.50	695.00
16453EI076	TRANSDUCER FOR PROX SWITCH FOR ECONO DRAG SCREW CONV	DD404	1	EA	170.64	170.64
16453ME253	VALVE,SOLENOID, 4 WAY, 2 POS, 120VAC COIL	DD404	6	EA	327.94	1,967.62
16453ME255	COIL - 110VAC - FOR DOUBLE ACTUATING SOLENOID FOR UPPER FF	DD404	7	EA	82.67	578.68
999N000404	POSITIONER,FOR LIME SLURRY SYSTEM	DD404	1	EA	2,230.00	2,230.00
0000156343	CAMERA,FOR BOILER	DDTOP	0	EA	3,584.00	-
0000156344	LENSES,FOR BOILER CAMERA	DDTOP	1	EA	3,689.00	3,689.00
0000159508	MODULE,I/O,BOX WITH POWER SUPPLY	DDTOP	1	EA	5,710.00	5,710.00
0000166286	FLOWMETER,VORTEX 8800 FLANGED 1.5INCH	DDTOP	1	EA	-	-
0000166287	ASSEMBLY,SENSOR,VORTEX STD TEMP	DDTOP	1	EA	-	-

ITEM #	DESCRIPTION	PICKING SEQ	QTY ON HAND	UOM	AVG COST	TOTAL COST
01159EI652	CABLE, MARTIN GRATE & CYL SERVO, MARTIN CABINETS	DDTOP	10	EA	114.10	1,141.00
110337	BOX,HEATER	DDTOP	1	EA	6,689.00	6,689.00
0000152210	COOLER 120V 60HZ 850W	E&IFLOR	1	EA	1,657.80	1,657.80
0000152252	DESICCANT, .25 LBS PAIL	E&IFLOR	3	EA	313.00	939.00
0000153225	HVAC, AIR CONDITIONER, 115V, 5A, 3000 BTU/HR, NEMA 4/4X, R13	E&IFLOR	1	EA	1,823.29	1,823.29
30509EI995	CEMS 1.5M HASTELLOY PROBE TUBE WG3/4 INLET	E&IFLOR	1	EA	1,131.00	1,131.00
20303EC004	PROCESSOR, VERSA VIEW, PALL SYS	E&IFLR	2	EA	2,771.00	5,542.00
0000148834	DRIVE, VARIABLE FREQUENCY, AC MOTOR, 75HP, 380/480VAC, 3PH,	E&IFLR	1	EA	8,902.56	8,902.56
0000148855	ROD, IGNITION, RADIAL GAP, SEALED, SZ 0.0625IN X12IN LG, FOR	E&IFLR	2	EA	908.01	1,816.02
0000152209	CONTROLLER, COOLER COMFORTCONTROLLER BLUE E, 460V 60HZ 2600W	E&IFLR	1	EA	5,027.96	5,027.96
01180EI006	FILTER,FOR FD FAN	E&IFLR	2	EA	265.79	531.58
20300EI010	VFD, GOULDS PUMPSMART PS-75 RO PUMP	E&IFLR	1	EA	3,914.00	3,914.00
30501EI055	DRIVE, VARIABLE FREQUENCY ACS550-CC-015A-4 LIME SLURRY METER	E&IFLR	1	EA	2,083.00	2,083.00
30509EI700	DOOR, FOR MCS100E HOUSING	E&IFLR	1	EA	10,895.34	10,895.34
35600EI144	BREAKER, CIRCUIT, 3000A	E&IFLR	1	EA	1,400.00	1,400.00
4662993289	POSITIONER,PILOT,SS	E&IFLR	1	EA	6,056.25	6,056.25
0000158721	INVERTER,FOR E-PLUS COOLER	E&INECR	1	EA	2,230.87	2,230.87
30509EI590	CEMS SAMPLE PROBE HEAD - OUTLET	E&INECR	1	EA	5,721.00	5,721.00
30509EI994	CEMS SAMPLE PROBE HEAD - INLET	E&INECR	1	EA	8,172.00	8,172.00
0000157526	TRANSFORMER,SWITCHYARD	E&ISWAL	3	EA	-	-
0000156036	THERMOCOUPLE,STEAM TEMP FOR CEMS	EE100	2	EA	497.00	994.00
0000158346	KIT,TEMPERATURE CONTROLLER,W/ LOAD RELAY,HC 4A	EE100	3	EA	902.95	2,708.85
16453EI001	TRANSMITTER, PRESSURE, -20IN H20 TO +5IN H20 ROSEMOUNT 3051C	EE100	1	EA	2,448.77	2,448.77
30509EI901	MASTERFLEX L/S FIXED SPEED DRIVE	EE100	1	EA	811.85	811.85
0000160044	MODULE,ANALOG INPUT,4CHANNEL 4-20MA KIT	EE101	1	EA	489.06	489.06
101261	LAMP,LED,SOURCE	EE101	1	EA	262.00	262.00
101263	DETECTOR,REFERENCE	EE101	1	EA	264.00	264.00
101648	MODULE,OPTICAL HD CONTROL,FOR OPACITY MONITOR LIGHTHAWK 560	EE101	1	EA	271.00	271.00
101653	BOARD,PRINTED CIRCUIT,OPTICAL HD MOTHERBOARD,FOR OPACITY MON	EE101	1	EA	2,110.00	2,110.00

ITEM #	DESCRIPTION	PICKING SEQ	QTY ON HAND	UOM	AVG COST	TOTAL COST
102522	BOARD,PRINTED CIRCUIT,DISPLAY,FOR OPACITY MONITOR	EE101	1	EA	417.00	417.00
102523	BOARD,PRINTED CIRCUIT,FOR OPACITY MONITOR	EE101	1	EA	896.00	896.00
102524	BOARD,PRINTED CIRCUIT,POWER SUPPLY,FOR OPACITY MONITOR	EE101	1	EA	828.00	828.00
102538	AMPLIFIER,OPTICAL,FOR NOX ANALYZER	EE101	1	EA	1,711.00	1,711.00
102540	DETECTOR,SIGNAL,FOR NOX	EE101	1	EA	211.00	211.00
102542	DRIVE,CALIBRATION MECHANISM,FOR OPACITY MONITOR	EE101	1	EA	1,617.00	1,617.00
142366	BOARD,PRINTED CIRCUIT,AMPLIFIER	EE101	1	EA	-	-
30509EI699	ISOLATOR, 2KV OPTIC	EE101	1	EA	305.33	305.33
30509EI704	POWER SUPPLY FOR THE CEMS	EE101	1	EA	153.84	153.84
30509EI705	UNMANAGED ETHERNET SWITCH CEMS	EE101	1	EA	566.00	566.00
30509EI707	ETHERNET TO MULTI MODE CONV CEMS	EE101	1	EA	91.50	91.50
801311	PHOTO DETECTOR OFS,USED ON CEMS,RE,STACK AIR FLOW. PICTURE	EE101	1	EA	1,860.00	1,860.00
139846	FILTER,2MICRON,FOR AMMONIA MONITOR INLET	EE102	3	EA	109.05	327.13
0000158045	POWER SUPPLY MODULE	EE102	1	EA	80.00	80.00
142474	PUMP,PERISTALTIC	EE102	1	EA	573.00	573.00
142488	FILTER,ELEMENT, ASSEMBLY W/O DRAIN,2MICRON,CERAMIC,FOR CEM S	EE102	1	EA	366.00	366.00
29730	COMPOUND,HEAT SINK	EE102	1	EA	45.50	45.50
29734	SPRING,SET,CONTACT,FOR PERISTALTIC PUMP	EE102	11	EA	-	-
29735	PULLEY,CONTACT	EE102	2	EA	8.32	16.64
30509EI599	ETHERNET MODULE FOR LIGHTHAWK OPACITY MONITOR	EE102	1	EA	2,378.00	2,378.00
30509EI706	SERIAL DEVICE SERVER CEMS	EE102	1	EA	493.33	493.33
30509EI901	MASTERFLEX L/S FIXED SPEED DRIVE	EE102	0	EA	811.85	-
60749	CHILLER,FOR CEM SYSTEM	EE102	3	EA	269.00	807.00
801136	DSP BOARD,OFS-2000,RE,STACK AIR FLOW,CEMS. PICTURE,(REPAIR A	EE102	3	EA	1,978.08	5,934.24
801231	INTERFACE PCB 4-20 MA AND RS-232,FOR CEMS,RE,STACK FLOW. PIC	EE102	3	EA	1,352.15	4,056.45
30509EI900	CHILLER, GASKUHLER 02K7510A CEMS	EE103	1	EA	4,430.00	4,430.00
104881	BLOWER, PURGE AIR, 42CFM FLOW, 115/230VAC, 1PH, FOR OPACITY	EE104	1	EA	1,055.00	1,055.00
139764	FILTER,AIR,PARTICULATE,FOR PHOTOMETER FAN	EE104	0	EA	10.80	-
30509EI683	FILTER, 214 X 214 MM DOOR FILTER 5309684	EE104	0	EA	8.40	-

Schedule 16A – Initial Spare Parts List

ITEM #	DESCRIPTION	PICKING SEQ	QTY ON HAND	UOM	AVG COST	TOTAL COST
30509EI695	REGULATOR, CGA 580 0781-3909-580-CGA	EE104	0	EA	670.35	-
30509EI696	REGULATOR, ETS4-125-590	EE104	0	EA	575.05	-
30509EI697	REGULATOR, SGA 660 4 TO 80 WITH 1/4 MALE NPT SGT50080660	EE104	1	EA	1,154.53	1,154.53
71567	O-RING,LID SEAL,SZ 39MM,FOR CEM SYSTEM	EE104	2	EA	19.35	38.70
71568	O-RING,LID SEAL,SIZE 55MM,FOR CEM SYSTEM	EE104	3	EA	24.20	72.60
139778	SENSOR,O2	EE200	2	EA	6,780.00	13,560.00
20303EI006	TRANSMITTER, STEAM FLOW 0-1000	EE200	1	EA	2,430.75	2,430.75
20303EI007	TRANSMITTER, BOILER FEED FLOW 0-250	EE200	1	EA	4,316.24	4,316.24
20303EI008	MANIFOLD, 3 VALVE	EE200	3	EA	604.68	1,814.03
20303EI009	MANIFOLD, IN LINE 2 VALVE	EE200	2	EA	277.32	554.63
30509EI703	RELAY FOR CEMS SAMPLE LINE	EE200	3	EA	100.50	301.50
110306	MIRROR,ELLISOID	EE201	1	EA	412.00	412.00
139777	CONTROLLER,TEMPERATURE	EE201	0	EA	1,365.75	-
30509EI600	GLASS FIBER FILTER ELEMENT, FO.1FG150, .1U 90FO125	EE201	1	EA	106.95	106.95
30509EI635	GASKET FOR FINE GAS PROBE VITON NEW CEMS	EE201	24	EA	18.08	433.81
30509EI640	MIRROR FOR THE MCS100E TOP	EE201	2	EA	3,865.85	7,731.70
30509EI641	I/O LPX 05 DOS 8 BOX FOR NEW MCS100E	EE201	2	EA	746.33	1,492.66
30509EI646	BOARD,CONTROL,FOR MCS100E NEW	EE201	4	EA	3,967.56	15,870.24
0000159558	PUMP,SAMPLE	EE202	1	EA	630.30	630.30
0000159561	SENSOR,MOISTURE	EE202	1	EA	64.63	64.63
0000167532	DISK,CHOPPER	EE202	1	EA	231.00	231.00
110305	GASKET,V-SEAL,SIZE 20MM X 7.5MM X 4MM	EE202	2	EA	300.00	600.00
110322	SENSOR,W/GASKETS	EE202	2	EA	827.53	1,655.06
29735	PULLEY,CONTACT	EE202	0	EA	8.32	-
30509EI652	MIRROR BOTTOM FOR THE MCS100E NEW	EE202	2	EA	6,850.53	13,701.06
30509EI686	SOLID STATE RELAY, RANDOM FIRE OUTPUT, 25A, 24-280V, 4-15VDC	EE202	0	EA	36.00	-
30509EI694	WASHER, TEFLON FOR CALIBRATION GAS REGULATOR 660 , 665/WES6	EE202	15	EA	4.25	63.72
0000159560	CHILLER,SAMPLE	EE203	1	EA	4,128.00	4,128.00
110307	LAMP,INFRARED,SOURCE,FOR CO ANALYZER MCS 100E	EE203	4	EA	540.86	2,163.43

ITEM #	DESCRIPTION	PICKING SEQ	QTY ON HAND	UOM	AVG COST	TOTAL COST
148188	PUMP,DIAPHRAGM, VACUUM, FOR CEM SYSTEM	EE203	1	EA	6,248.00	6,248.00
30509EI668	STAINLESS STEEL PREFILTER 220MM G 3/4IN MALE THREAD 20S9085	EE203	0	EA	1,147.69	-
0000158044	BOARD,PROCESSOR	EE204	1	EA	2,075.00	2,075.00
0000158046	SWITCH, ROTARY,ENCODER OPTICAL 16PPR	EE204	1	EA	50.00	50.00
0000159571	MOTHERBOARD,ANALOG OUTPUT	EE204	1	EA	295.00	295.00
0000159572	MODULE,ANALOG OUTPUT,4-20MA	EE204	1	EA	450.00	450.00
0000159573	INTERFACE,ETHERNET	EE204	1	EA	450.00	450.00
0000159574	FLASH,COMPACT,INTERFACE BOARD WITH CF CARD	EE204	1	EA	400.00	400.00
0000166952	HOSE,12MM OD,10MM ID,10MM L,PTFE	EE204	1	EA	335.00	335.00
0000167531	ENCLOSURE,FAN	EE204	1	EA	389.00	389.00
105654	BOARD,PRINTED CIRCUIT,POWER SUPPLY,FOR CEM DATA COLLECTION S	EE204	1	EA	695.00	695.00
105656	BOARD,PRINTED CIRCUIT	EE204	1	EA	850.00	850.00
110311	BOARD,PRINTED CIRCUIT,LPM39,OPTICAL SERIAL INTERFACE	EE204	1	EA	2,908.00	2,908.00
141971	BOARD,PRINTED CIRCUIT,RELAY OUTPUT,FOR CEM DATA COLLECTION S	EE204	1	EA	425.00	425.00
141972	BOARD,PRINTED CIRCUIT,DIGITAL INPUT,FOR CEM DATA COLLECTION	EE204	1	EA	425.00	425.00
30509EI990	TUBE, PROBE 1 5M LG 316SS FEMALE G-3/4 ISO END FITTING	EE204	1	EA	481.00	481.00
0000158345	BOX,HEAT CONTROL,LPX20	EE300	0	EA	2,374.04	-
0000158347	KIT,TEMPERATURE CONTROLLER,W/LOAD RELAY HC 16A	EE300	3	EA	972.84	2,918.51
01159ME772	PLATE, ORIFACE, 12 INCH 600 304SS 8.359	EE300	1	EA	-	-
126828	SWITCH,PROXIMITY,MOTION DETECTOR,FOR GK VIBRATING CONVEYOR	EE300	1	EA	784.00	784.00
30509EI742	OPACITY OURGE SWITCH	EE300	1	EA	1,030.00	1,030.00
9493970022	KIT,GROUNDING STRAP,CONTAINS A: 7/8IN X 18IN BRAIDED GROUND	EE300	5	EA	13.36	66.80
0000156673	FLOW METER COMPLETE FOR CEMS	EE301	3	EA	2,200.00	6,600.00
123644	POWER SUPPLY	EE301	3	EA	3,121.95	9,365.85
29752	HEATER,CARTRIDGE,FOR SP2000-H, L=160MM,115VAC 800W,FOR CEM S	EE301	2	EA	175.80	351.60
30509EI595	O-RING, 310 X3 SILICONE 5310028	EE301	5	EA	73.49	367.45
30509EI596	POUCH, DRYING AGENT 5310503	EE301	6	EA	14.00	84.00
30509EI689	BOARD, CONTROL	EE301	1	EA	2,279.82	2,279.82
30509EI698	VALVE, 25 PSI CHECK, 1/4 MALE NPT STAINLESS	EE301	2	EA	48.55	97.10

Schedule 16A – Initial Spare Parts List

ITEM #	DESCRIPTION	PICKING SEQ	QTY ON HAND	UOM	AVG COST	TOTAL COST
30509EI996	CEMS PRE-FILTER SP2000/V20/HC INLET	EE301	0	EA	1,765.00	-
64772	SENSOR,TEMPERATURE,FOR CEM SYSTEM	EE301	2	EA	271.00	542.00
118097	FILTER,AIR,FOR PURGE OPACITY MONITORS	EE302	0	EA	22.00	-
148127	LAMP,INCANDESCENT, MINIATURE, 28VDC, T-3-1/4 BLB, BAYONET BA	EE302	16	EA	1.01	16.11
148134	LAMP,INCANDESCENT, MINIATURE, 2W, 6.3VDC, T-3-1/4 BLB, BAYON	EE302	6	EA	0.82	4.93
43968	LAMP,INCANDESCENT,6.3VDC,COL CLEAR,T-3-1/4 BLB,BAYONET BASE,	EE302	20	EA	11.50	230.00
50018EI028	LAMP, MINI, INDICATING BAYONET BASE #1810	EE302	10	EA	0.40	4.00
50018EI031	LAMP, MINI, INDICATING WEDGE BASE #147	EE302	2	EA	6.67	13.34
50018EI032	LAMP, MINI, INDICATING WEDGE BASE #85	EE302	2	EA	7.42	14.84
21201EI007	PH SENSOR, COOLIING TOWER	EE303	1	EA	449.00	449.00
30505ME116	SHIELD, OPERATOR PROTECTION	EE303	5	EA	30.80	154.00
30505ME119	TUBE, GLASS 1/2IN	EE303	19	EA	176.08	3,345.56
30509EI991	SP2000/AB-SS IMPACT SHIELD FOR V20 PRE FILTER OUT OF 316 SS	EE303	1	EA	397.00	397.00
30509EI997	CEMS IMPACT SHIELD SP2000/AB-HC INLET	EE303	2	EA	313.50	627.00
50018EI302	TRANSMITTER, LEVEL DISPLACEMENT	EE303	1	EA	2,331.00	2,331.00
131687	FILTER,AIR,FOR OPACITY MONITOR	EE304	4	EA	20.51	82.03
0000158345	BOX,HEAT CONTROL,LPX20	EETOP	2	EA	2,374.04	4,748.08
50018EI001	LAMP, MINIATURE, GE, 10/BOX	F101	98	EA	0.33	32.49
50018EI005	LAMP, FLUORESCENT, MCP CONTROL RECORDER	F101	12	EA	0.24	2.91
50018EI006	LAMP, SXL, 10 PER BOX	F101	30	EA	1.07	32.10
50018EI007	LAMP 6WATT #6S6-155V	F101	44	EA	0.90	39.56
50018EI008	LAMP, SYLVANIA, 500 Q/CL, GRAINGER #2V26	F101	11	EA	16.32	179.48
50018EI009	LAMP, MVR100/U	F101	4	EA	26.72	106.88
50018EI013	SWITCH, LIMIT SQ. D TYPE TUD-5 FORM KM	F101	4	EA	92.00	368.00
50018EI014	SWITCH,LIMIT SQ,D TYPE TYD-5 FORM JN	F101	4	EA	101.00	404.00
41052	KIT,MOTOR,CONNECTION,TYPE V,HEAT SKRINK,3 PHASE,SIZE 1AWG,25	F102	2	EA	205.89	411.78
50018EI018	SWITCH, LIMIT, SNAP-LOCK, NAMECO CONTROL	F102	2	EA	129.34	258.68
50018EI019	SWITCH, MICRO, HONEYWELL	F102	2	EA	67.45	134.90
50018EI020	CIRCUIT BREAKER, INTERRUPTER TYPE KB NON	F102	1	EA	714.31	714.31

ITEM #	DESCRIPTION	PICKING SEQ	QTY ON HAND	UOM	AVG COST	TOTAL COST
50018EI021	BREAKER, CIRCUIT	F102	4	EA	11.15	44.58
50018EI022	BREAKER, CIRCUIT, 15A, 120V	F102	4	EA	74.00	296.00
50018EI023	BREAKER, CIRCUIT, 15A, 2POLE	F102	2	EA	266.47	532.93
50018EI024	RELAY, GE HYDROGEN PANEL	F102	4	EA	194.94	779.76
50018EI025	PANALARM, DC CYCLE RELAY, 125 VOLT, MOD	F103	1	EA	192.06	192.06
50018EI026	TRANSFORMER 500 KVA	F103	1	EA	178.51	178.51
50018EI100	GAUGE, ASHCROFT, 1 1/2IN 1/8 NPT, 60 PSI	F103	3	EA	16.92	50.77
50018EI101	GAUGE, 0-300 PSI, 3-1/2IN , LF, 1/4IN CON.	F103	2	EA	90.08	180.16
50018EI102	GAUGE,PRESSURE, 0-200PSI, 63MM DIAL, 1/4IN CONN, LOWER MNT,	F103	3	EA	31.56	94.69
50018EI106	VALVE, AIR DISTRIBUTION ASSEMBLY	F103	1	EA	20.00	20.00
50018EI107	GAUGE, PRESSURE, 0-4 BAR, 213.63.4.3105,	F103	2	EA	40.17	80.34
50018EI108	GAUGE, BAR 0-250 MARTIN STOKER	F103	3	EA	101.35	304.05
50018EI109	GAUGE, MARTIN	F103	2	EA	210.94	421.88
148124	GLASS,SIGHT, OIL, BRASS	F104	2	EA	39.63	79.25
30500ME008	GATE, GUIDE UHMW, FOR PLATTCO SDA KNIFE	F104	0	EA	395.00	-
50018EI110	GAUGE 2 1/2 #1009SW-02L, 3,000LB.	F104	3	EA	87.86	263.57
50018EI111	REGULATOR, SCREW TYPE, FAIRCHILD	F104	1	EA	53.30	53.30
50018EI112	GAUGE, ASHCROFT,SIZE 3.5, 0-3000 PSI	F104	2	EA	29.98	59.96
50018EI114	GAUGE, PRESSURE, DIAL,DRY, SZ 2IN, 0-160PSIG	F104	1	EA	11.22	11.22
50018EI117	GAUGE, 0-40, WATER PRESSURE	F104	5	EA	54.04	270.21
50018EI118	GAUGE, ASHCROFT, SIZE 10, 0-60 PSI, LIQU	F104	1	EA	81.93	81.93
50018EI119	GAUGE LIQ.FILL 0-2000 PSI 4.5IN	F104	3	EA	215.20	645.61
50018EI120	GAUGE, ASHCROFT, 3 1/2, 200 PSI	F104	2	EA	116.21	232.42
50018EI121	GAUGE, ASHCROFT, 1500 PSI, 2 1/2IN	F104	3	EA	58.40	175.20
50018EI122	GAUGE, PRESSURE 600 PSI	F104	3	EA	87.27	261.80
50018EI124	GAUGE, ASHCROFT, 3 1/2IN , 0-600 PSI	F105	2	EA	106.87	213.73
50018EI125	GAUGE, 0-600 PSI, LIQUID FILLED, 2 1/2IN ,	F105	3	EA	63.38	190.13
50018EI126	GAUGE,PRESSURE, 4-1/2IN, 0-30PSI	F105	3	EA	25.40	76.18
50018EI127	GAUGE, 4 1/2IN PRESSURE, 1/4IN NPT, 0-800	F105	2	EA	62.38	124.76

ITEM #	DESCRIPTION	PICKING SEQ	QTY ON HAND	UOM	AVG COST	TOTAL COST
50018EI128	GAUGE, ASHCROFT, 3 1/2 200 PSI	F105	3	EA	84.65	253.93
50018EI129	GAUGE, ASHCROFT, 4IN 300 PSI	F105	2	EA	109.81	219.62
50018EI130	GAUGE, G.E. SPECIAL SERVICE, 20 PSI	F105	1	EA	619.78	619.78
50018EI131	GAUGE, PRESSURE, DWYER	F105	2	EA	39.00	78.00
50018EI132	GAUGE, ASHCROFT, 3 1/2IN , 0-30 PSI, #LB	F105	2	EA	60.26	120.51
50018EI133	GAUGE WATER CONBRACO 20-205 1/2IN F	F105	2	EA	68.43	136.86
50018EI134	GAUGES 0-160 LB. BOTTOM CONN. 1/4IN 20W1005H02B160	F106	2	EA	15.08	30.16
50018EI135	THERMOMETER, SS-DIAL TEMP MOD.B	F106	1	EA	56.00	56.00
50018EI136	THERMOMETER, BI METAL 5IN RANGE 0-200 F 1	F106	3	EA	78.05	234.15
50018EI138	THERMOMETER, BI METAL 5IN ASHCROFT 12IN ST	F107	2	EA	86.64	173.28
50018EI139	THERMOMETER, BI-METAL # GT500R-3810-06-	F107	1	EA	76.58	76.58
50018EI140	GAUGE, ASHCROFT, 0-3000 PI, LF, 1/4 NPT LOWE	F107	2	EA	121.75	243.50
50018EI141	GAUGE, ASHCROFT 0-30 2 1/2IN	F107	1	EA	64.29	64.29
50018EI142	GAUGE, ASHCROFT, 0-30 PSI, 4 1/2IN FACE, 1	F107	2	EA	81.27	162.54
50018EI143	GAUGE, LIQUID FILLED, 0-100 PSI, SSL	F107	2	EA	300.96	601.91
50018EI144	GAUGE, ASHCROFT, LIQUID PRESSURE, 4 1/2IN	F107	3	EA	173.85	521.55
50018EI160	GAUGE, ASHCROFT 63MM 0-300PSI SS 1/4IN NPT LOWER CONNECTION	F107	4	EA	32.38	129.51
50018EI152	THERMOMETER, BI METAL 5IN ASHCROFT# 50 E1	F201	1	EA	66.61	66.61
50018EI153	REGULATOR, PREP AIR 3/4IN NPT W/GAUGE, SC	F201	1	EA	68.00	68.00
50018EI154	GAUGE, TEMPERATURE 6IN STEM	F201	1	EA	35.00	35.00
50018ME011	NOZZLE, GASPUMP WITH LEVER 1IN CONNECTIO	F201	1	EA	22.95	22.95
50018EI137	THERMOMETER, BI METAL 5IN ASHCROFT,50-400	F202	1	EA	111.45	111.45
50018EI146	GAUGE, ASHCROFT, 4 1/2IN 0-30 PSI	F202	1	EA	133.20	133.20
50018EI147	GAUGE, ASHCROFT, 4IN , 3000 PSI	F202	4	EA	95.11	380.44
50018EI148	THERMOMETER, BI METAL 3IN 0-200F 4IN STEM	F202	2	EA	77.62	155.24
50018EI149	AMPLIFIER, PRE ASSEMBLY	F202	1	EA	260.00	260.00
50018EI150	METER, VISIFLOAT FLOW DWYER	F202	3	EA	45.50	136.50
50018ME193	VALVE BALL 1/4IN FNPT 647800 INSTRUMENT	F202	10	EA	96.05	960.50
148131	COUPLER, GREASE, 1/8IN FNPT CONN	F203	6	EA	4.78	28.69

ITEM #	DESCRIPTION	PICKING SEQ	QTY ON HAND	UOM	AVG COST	TOTAL COST
50018ME00	INSERT, COUPLING LOVEJOY L099-100	F203	3	EA	12.51	37.52
50018ME001	HUB, COUPLING LOVEJOY L-095 X 1.125IN D	F203	3	EA	9.50	28.50
50018ME002	HUB, COUPLING LOVEJOY L-095 X .875IN D	F203	2	EA	12.86	25.71
50018ME003	HUB, COUPLING LOVEJOY L-095 X .375IN D	F203	6	EA	13.49	80.94
50018ME004	HUB, COUPLING LOVEJOY L-095 X .625IN D	F203	5	EA	9.15	45.75
50018ME005	INSERT, COUPLING LOVEJOY L-095	F203	2	EA	24.57	49.14
50018ME006	INSERT, COUPLING LOVEJOY L-075	F203	6	EA	7.72	46.32
50018ME007	HUB, COUPLING LOVEJOY ML-100 1 1/8	F203	2	EA	20.41	40.81
50018ME008	HUB, COUPLING LOVEJOY ML-100 7/8	F203	2	EA	20.42	40.84
50018ME009	INSERT, COUPLING LOVEJOY L-190	F203	2	EA	29.44	58.88
50018ME021	HUB, COUPLING LOVEJOY ML-099 7/8	F203	1	EA	14.13	14.13
50018ME022	HUB, COUPLING LOVEJOY ML-099 1 1/8	F203	1	EA	14.13	14.13
50018ME210	COUPLING HUB, MS110 X 1-3/8IN #1 T/G BACKUP LUBE PUMP PUMP	F203	1	EA	42.25	42.25
50018ME211	COUPLING HUB, MS110 X 1-5/8IN #1 T/G BACKUP LUBE PUMP MOTOR	F203	1	EA	41.30	41.30
50018ME212	COUPLING SPIDER INSERT, SHL 110 HYTREL #1 T/G BACKUP LUBE P	F203	7	EA	68.53	479.73
50018ME100	VALVE, NEEDLE 1/4IN SS PARKER	F204	2	EA	18.00	36.00
50018ME101	VALVE, GATE, 3/8IN , THREADED	F204	3	EA	47.82	143.44
50018ME102	VALVE 3/8IN SS BALL THREADED	F204	4	EA	46.26	185.05
50018ME103	VALVE, 3/8IN , SW, S/S	F204	5	EA	25.78	128.87
50018ME104	VALVE, GLOBE, 1/4IN , BRASS, 150 SWP	F204	4	EA	95.63	382.51
50018ME105	VALVE, RELIEF, 1/2IN VACUUM, WATTS ORDE	F204	1	EA	178.49	178.49
50018ME106	VALVE, NEEDLE 1/4IN SS - 4Z-V4LN-SS	F204	5	EA	67.20	336.01
50018ME107	VALVE, NEEDLE 1/4IN BRASS 4Z-V4LN-B	F204	5	EA	31.72	158.60
50018ME108	VALVE, NEEDLE, 1/2IN , FEMALE, BRASS, PARK	F204	3	EA	86.56	259.68
50018ME109	VALVE, 3/8IN T X 3/8IN T	F204	2	EA	168.23	336.46
50018ME110	VALVE 3/8 CHECK SS THREAD	F204	6	EA	58.17	348.99
50018ME111	VACUUM BREAKER, 1/2IN JOHNSON FOR AIRHEA	F204	17	EA	41.52	705.79
50018ME112	VALVE, GATE, 3/4IN , THREADED, 150 SWP, BR	F204	2	EA	39.12	78.23
50018ME114	VALVE, BALL, 3/4IN , SW	F204	2	EA	-	-

ITEM #	DESCRIPTION	PICKING SEQ	QTY ON HAND	UOM	AVG COST	TOTAL COST
50018ME115	VALVE, PLUG, 3/4IN , #600 S/W	F205	2	EA	180.44	360.88
50018ME117	VALVE, BALL, 3/4IN , 150#, BRASS, THREADED	F205	5	EA	19.65	98.25
50018ME119	VALVE, GLOBE, 3/4IN , BRASS	F205	4	EA	53.06	212.23
50018ME120	VALVE, CHECK, 3/4IN , SOCKETWELD	F205	2	EA	96.20	192.40
50018ME121	VALVE, CHECK, 3/4IN , HORIZONTAL FLOW, SCR	F205	2	EA	470.66	941.32
50018ME122	VALVE JERGUSON SIGHT GLASS ISOLATION #14	F205	1	EA	531.25	531.25
50018ME123	VALVE, GATE, 1 1/2IN , THREADED, 150 SWP,	F205	2	EA	88.65	177.29
50018ME124	VALVE, GATE, 1 1/4IN , THREADED, BRASS, 15	F205	5	EA	33.24	166.20
50018ME125	VALVE, BALL, 1 1/2IN , THREADED BRASS	F205	2	EA	96.42	192.84
50018ME126	VALVE, GLOBE, 1 1/2IN , THREADED, BRASS, 1	F205	3	EA	151.84	455.51
50018ME127	VALVE 1 1/2IN , TYPE - RIGHT ANGLE S/W	F206	2	EA	448.98	897.96
50018ME128	VALVE, RELIEF 1 1/2 DRESSER	F206	1	EA	195.47	195.47
50018ME129	VALVE, 2 1/2IN FIRE HOSE	F206	1	EA	26.85	26.85
50018ME132	VALVE, GATE, 1/2IN , SOCKETWELD, 800 WP	F206	0	EA	41.80	-
50018ME133	VALVE, GATE, 1/2IN , THREADED, BRASS, 125#	F206	3	EA	29.96	89.88
50018ME135	VALVE, BALL, 1/2IN THREADED	F206	3	EA	11.44	34.33
50018ME136	VALVE, BALL SWINGOUT - 300 PSI	F206	2	EA	275.08	550.16
50018ME137	VALVE, CHECK, 1/2IN , SOCKETWELD	F206	2	EA	33.20	66.39
50018ME138	VALVE, RELIEF, 1/2IN , MANSFIELD	F206	2	EA	40.95	81.90
50018ME139	VALVE, NEEDLE, 1/2IN , FEMALE, S/S, PARKER	F206	2	EA	280.56	561.12
50018ME140	VALVE, NEEDLE, 1/2IN , W/GRAFOIL PACKING,	F206	1	EA	120.75	120.75
50018ME141	VALVE, 1/2IN SS BALL	F206	7	EA	22.53	157.69
50018ME142	VALVE 1.2 NPT POP OFF RO	F206	2	EA	10.00	20.00
103634	SLEEVE,COUPLING,FLEXIBLE INSERT,1 PIECE SOLID,SERIES 5JE,2-1	F303	2	EA	6.87	13.73
124431	BUSHING,QD,TYPE SF,2-1/2IN BORE DIAMETER	F303	1	EA	38.31	38.31
50018ME094	GASKET, SPIRALFLEX 22IN 150#	F303	12	EA	55.14	661.71
103634	SLEEVE,COUPLING,FLEXIBLE INSERT,1 PIECE SOLID,SERIES 5JE,2-1	F304	1	EA	6.87	6.86
107669	BUSHING,QD,TYPE SF,2-7/16IN BORE DIAMETER	F304	1	EA	35.81	35.81
121740	BUSHING,QD,TYPE SDS,1-5/8IN BORE DIAMETER	F304	2	EA	21.10	42.20

Schedule 16A – Initial Spare Parts List

ITEM #	DESCRIPTION	PICKING SEQ	QTY ON HAND	UOM	AVG COST	TOTAL COST
128377	HUB,COUPLING,JAW TYPE L110,3 JAWS,3.32IN OUTSIDE DIAMETER,1-	F304	1	EA	-	-
228242	COUPLING SPIDER ONLY SRL110	F304	1	EA	-	-
33622	BUSHING,QD,SDS 1-1/4IN BORE	F304	2	EA	-	-
50018ME170	VALVE, CONTROL ROBERT SHAW	F304	1	EA	199.88	199.88
BSH041	BUSHING,QD,TYPE F,60MM BORE DIAMETER	F304	1	EA	26.74	26.74
50018ME134	VALVE, GLOBE, 1/2IN , S/W, 800#	F305	3	EA	87.57	262.69
50018ME143	VALVE, PLUG, 1/2IN , #600 S/W	F305	1	EA	228.63	228.63
50018ME144	VALVE, CHECK 1/2IN 600LB. 316SS SW	F305	2	EA	174.54	349.08
50018ME145	VALVE, BALL/CHECK, 1/2IN CPVC, TRUE UNION	F305	1	EA	33.87	33.87
50018ME147	VALVE, GATE, 1IN , THREADED, BRONZE	F305	2	EA	47.51	95.01
50018ME148	VALVE, GATE, 1IN , THREADED, S/S,	F305	3	EA	133.62	400.86
50018ME149	VALVE 1IN GATE SS, SW	F305	3	EA	111.20	333.59
50018ME150	VALVE 1IN BALL SS	F305	3	EA	51.04	153.12
50018ME152	VALVE, BALL, 1IN THREADED BRASS, 150PSI	F305	4	EA	57.60	230.40
50018ME131	VALVE, GLOBE, 1 1/2IN , SOCKETWELD,	F306	4	EA	285.13	1,140.52
50018ME188	VALVE, Y PATTERN A-182 1.5IN SOCKET WELD ASME 1690	F306	1	EA	1,478.00	1,478.00
50018ME190	VALVE, 1 1/2IN 800# SW F22 GLOBE	F306	4	EA	498.58	1,994.32
11556ME102	CARTRIDGE SEAL, FLOWSERVE C2CPX1500ECXVS CONDENSATE PUMPS	F402	1	EA	1,102.00	1,102.00
21350ME027	COUPLING,FLEEX,SHAFT,COOLING TOWER DRIVE,650-200917-065	F402	1	EA	582.53	582.53
30501ME019	VALVE HANDLE FUJIKIN 2IN KCF-1-22-35-2 SLURRY SYSTEM	F403	1	EA	-	-
0000148756	PULLEY, V-BELT, 2 GRV, 4.65IN OD, BELT SECTN 5V, BUSHING QD	F404	1	EA	73.67	73.67
0000148972	BUSHING,QD,TYPE SF,1-1/2IN BORE DIAMETER	F404	4	EA	12.57	50.29
102563	WASHER,SPHERICAL,SIZE 5/8IN,FOR JOEST NON-FERROUS SYSTEM	F404	15	EA	16.00	240.00
103162	PULLEY,V-BELT,2 GROOVE,21.2IN OUTSIDE DIAMETER,BELT SECTION	F404	1	EA	387.43	387.43
118540	BUSHING,QD,TYPE SDS,1-3/8IN BORE DIAMETER	F404	1	EA	17.99	17.99
147204	WASHER,BEVEL, FOR JOEST NON-FERROUS SYSTEM	F404	2	EA	16.00	32.00
148344	SHAFT,LOCKING ASSEMBLY,FOR GRIZZLY SCAPLER	F404	1	EA	136.00	136.00
50042ME008	BOLT, 1-1/4IN X 4-1/8IN WITH PLOW NUT FOR 1912/1933 LOADER	F404	14	EA	8.61	120.60
9084992579	BOLT,CARRIAGE, SZ 5/8IN X 5-1/2INLG, FOR JOEST 240 SCREENER	F404	19	EA	1.15	21.85

ITEM #	DESCRIPTION	PICKING SEQ	QTY ON HAND	UOM	AVG COST	TOTAL COST
148132	LAMP,INCANDESCENT, ROUGH SERVICE, 100W	F405	18	EA	2.57	46.19
50018ME130	VALVE, GATE, 1 1/2IN , SOCKETWELD, 800#	F406	8	EA	188.99	1,511.90
50018ME189	VALVE, Y PATTERN A-105 1.5IN SOCKET WELD ASME 1690	F406	1	EA	2,040.28	2,040.28
50018ME649	VALVE, Y PATTERN, GLOBE 2IN A105, SW, 800#	F406	3	EA	1,125.61	3,376.82
0000151962	STRAINER, BASKET, SS	F503	2	EA	174.37	348.74
0000157527	VALVE,INLINE,U16	F503	6	EA	-	-
0000153713	FLANGE,NOZZLE MOUNTING FOR SDA	F504	4	EA	749.80	2,999.20
0000154613	BEARING,PILLOW BLOCK,2-3/16IN,FIXED,FOR DEFLATION FAN	F504	2	EA	408.55	817.10
0000154614	BEARING,PILLOW BLOCK,2-3/16IN,FLOATING,FOR DEFLATION FAN	F504	2	EA	408.55	817.10
0000154615	COUPLING,GRID,1070T10,FOR DEFLATION FAN	F504	1	EA	554.78	554.78
0000154616	SEAL,SHAFT,WITH PACKING GLAND,FOR DEFLATION FAN	F504	1	EA	1,303.00	1,303.00
0000154617	SLEEVE,SHAFT,316 SS,FOR DEFLATION FAN	F504	1	EA	1,180.00	1,180.00
50042ME005	T BOLT ASSEMBLY W/ RAISED WASHER USED ON 132IN & 144IN BUCKE	F505	24	EA	13.67	328.02
50018ME154	VALVE, GLOBE, 1IN , BRASS, THREADED	F506	4	EA	30.21	120.85
50018ME155	VALVE, CHECK, 1IN , SOCKETWELD	F506	1	EA	121.35	121.35
50018ME156	VALVE,BALL 1IN SS SPRING LOADED	F506	1	EA	125.08	125.08
50018ME157	TRAP-STEAM 1/2IN 80 PSI NPT	F506	2	EA	75.80	151.60
50018ME158	TRAP, 1IN STEAM, MAX ALLOW PRESS/PMA=400	F506	1	EA	65.00	65.00
50018ME159	VALVE, GATE, 2IN , THREADED, BRASS, 125#	F506	2	EA	79.42	158.83
50018ME160	VALVE, GLOBE, 2IN , THREADED, BRASS	F506	2	EA	238.15	476.30
22400ME101	SHAFT FOR GOULDS PUMP MODEL: 3196 MTX 3X	F601	1	EA	377.00	377.00
22400ME100	BEARING, OUTBOARD BALL FOR GOULDS PUMP M	F601	1	EA	67.00	67.00
22400ME102	SLEEVE, SHAFT FOR GOULDS PUMP MODEL:	F601	1	EA	468.00	468.00
22400ME103	LOCK NUT, BEARING FOR GOULDS PUMP MODEL:	F601	3	EA	8.00	24.00
22400ME104	BEARING, INBOARD BALL FOR GOULDS PUMP MO	F601	1	EA	44.00	44.00
22400ME106	SEAL, OB LABYRINTH FOR GOULDS PUMP MODEL	F601	0	EA	130.00	-
22400ME107	SEAL, IB LABYRINTH FOR GOULDS PUMP MODEL	F601	0	EA	130.00	-
22400ME108	GASKET, CASE FOR GOULDS PUMP MODEL:3196	F601	1	EA	22.00	22.00
22400ME110	RETAINING RING, BEARING HOUSING FOR GOUL	F601	1	EA	12.00	12.00

ITEM #	DESCRIPTION	PICKING SEQ	QTY ON HAND	UOM	AVG COST	TOTAL COST
22400ME111	LOCKWASHER, BEARING FOR GOULDS PUMP MODE	F601	1	EA	4.00	4.00
22400ME113	O-RING, BEARING HOUSING FOR GOULDS PUMP	F601	1	EA	10.00	10.00
22400ME115	O-RING, OB SEAL-STATIONARY FOR GOULDS PU	F602	1	EA	12.00	12.00
22400ME116	O-RING, IB SEAL-ROTATING FOR GOULDS PUMP	F602	1	EA	12.00	12.00
22400ME117	O-RING, IB SEAL-STATIONARY FOR GOULDS PU	F602	1	EA	17.00	17.00
22400ME118	MECHANICAL SEAL, COMPLETE W/GLAND, SLEEV	F602	2	EA	1,509.00	3,018.00
22400ME119	COUPLING,REXNORD W/BOLTS FOR WASTE WATER	F602	1	EA	244.41	244.41
22400ME123	RING, RETAINER CLOTH 1000	F602	1	EA	-	-
22400ME124	BOLT, SOCKET HD FH SS 5/16 X 1 (4 PER PKG)	F602	4	EA	-	-
22400ME125	FILTER, LOW PRESS 1200 SPIN-ON REPLACEMENT	F602	1	EA	-	-
22400ME126	SEAL KIT, ROD END, FOR 460029 1000LP CYL	F602	1	EA	-	-
22400ME127	SEAL KIT, PISTON FOR 460029 1000LP CYL	F602	1	EA	-	-
22400ME128	GAUGE, 5000 PSI, CENTRE BACK MOUNT	F602	1	EA	-	-
22400ME129	ROD, BOOT 1000	F602	1	EA	-	-
22400ME137	VALVE, 3IN, ACTUATED, PVC EPDM PTFE, TYPE 21 230 PSI	F602	1	EA	-	-
22400ME134	PILLOW BLOCK 1-1/4IN	F603	3	EA	-	-
22400ME135	CLUTCH, 1-1/8IN , TORQPRO LIGHT DUTY, 475-1475 IN PD TORQUE	F603	1	EA	-	-
22400ME136	SWITCH, PROXIMITY, PNP 6.5MM USE MOUNTING BRACKET 590003	F603	1	EA	-	-
22400ME138	VALVE, BALL, 2IN , ACTUATED, PVC EPDM PTFE, TYPE 21 230 PSI	F603	1	EA	-	-
22400ME139	VALVE, CHECK, 3/4IN SS, BALL TYPE	F603	1	EA	-	-
22400ME140	LIGHT TOWER ASSEMBLY AB SET OF 5	F603	1	EA	-	-
22400ME141	REVERSING CONTACTOR	F603	1	EA	-	-
22400ME142	SWITCH, PRESSURE, 4400PSI	F603	1	EA	-	-
22400ME143	TRANSMITTER, PRESSURE 0-5000 PSI	F603	1	EA	-	-
30500ME050	CAP, UNIVERSAL RETAINING, SS NOZZLE NUT	F604	17	EA	45.00	765.00
30500ME051	NOZZLE,8MM CERAMIC WHEELA. DRW.#TWC01	F604	30	EA	159.40	4,781.96
30500EI001	VALVE, SOLENOID, 4-WAY	F604	2	EA	250.12	500.24
30500ME010	GATE, SEAL FOR PLATTCO SDA KNIFE MODOGU2	F604	2	EA	30.93	61.86
30500ME011	BOOT, ASSEMBLY CYLINDER ROD, FOR PLATTCO	F604	5	EA	246.29	1,231.45

ITEM #	DESCRIPTION	PICKING SEQ	QTY ON HAND	UOM	AVG COST	TOTAL COST
30500ME052	SPRAY NOZZLE BODY 5IN OD FOR 9 PORT CERAMI	F604	4	EA	1,712.00	6,848.00
30500ME053	STRAINER,BASKET, KRAISSEL SINGLE ELEMENT	F604	1	EA	181.00	181.00
30500ME054	GASKET, LANCE	F604	7	EA	34.84	243.90
30500ME056	RING, RETAINER FOR LANCE HEAD	F604	3	EA	593.00	1,779.00
30500ME060	SEPARATOR, WATER 1 1/2IN	F605	3	EA	233.38	700.13
30500ME061	FILTER ELEMENT, NORGREN GULF CONT	F605	2	EA	33.19	66.38
30500ME062	SEAL KIT,NORGREN GULF CONT	F605	3	EA	9.70	29.10
30500ME063	O-RING,BOWL, NORGREN GULF CONT	F605	6	EA	1.95	11.70
30500ME065	VALVE,DRAIN, NORGREN GULF CONT	F605	3	EA	3.72	11.16
30500ME066	STRAINER, TOTAL FLOW FINAL FILTER	F605	2	EA	478.50	957.00
50018ME161	VALVE, GLOBE, 2IN , SOCKETWELD, 800#	F606	3	EA	200.69	602.05
50018ME162	VALVE GLOBE, 2IN SLIP,600 LB. BRASS	F606	2	EA	119.00	238.00
50018ME163	VALVE, PLUG-BALL 2IN LUBRICATED B/T	F606	2	EA	178.88	357.75
50018ME166	VALVE, PLUG, 2IN FLANGED FOR MR	F606	1	EA	206.25	206.25
50018ME167	VALVE, PLUG, 4IN FOR MR	F606	1	EA	70.00	70.00
30501EI001	SWITCH, MERCURY	F701	1	EA	114.11	114.11
30501EI051	REBUILD KIT FOR C1.5U1I1N2P1SZ SDA VALVE	F701	6	EA	350.55	2,103.30
30501EI150	VENTURI--FOR LIME SILO BIN VENT AND CARB	F701	1	EA	17.50	17.50
30501EI151	TIMER, C/W SOLENOIDS FOR LIME SILO & CARBON	F701	1	EA	384.00	384.00
30501EI152	SPRING FOR LIME SILO BIN VENT AND CARBON	F701	4	EA	1.92	7.68
30501EI153	DIAPHRAGM VALVE 1-1/2IN RCA 45T000 FOR LIME SILO BIN V	F701	1	EA	149.58	149.58
30501ME007	SEAL, OUTBOARD SLAKER US SEAL PS-1687 PUMP SEAL	F702	1	EA	332.38	332.38
30501ME010	VALVE, TORQUE ACTUATED	F702	1	EA	6,549.68	6,549.68
30501ME004	SHEAVE, 2 GROOVE	F702	1	EA	142.56	142.56
30501ME005	BEARING, ROLLER, INBOARD	F702	1	EA	-	-
30501ME006	BEARING, FLANGE ROLLER, OUTBOARD	F702	2	EA	278.96	557.91
30501ME008	BEARING, ROLLER	F702	1	EA	36.39	36.39
30501ME012	VALVE,WATER PRESSURE REDUCING, 1IN 1000# T	F702	3	EA	325.00	975.00
54095	SLEEVE,SHAFT	F702	2	EA	378.17	756.34

ITEM #	DESCRIPTION	PICKING SEQ	QTY ON HAND	UOM	AVG COST	TOTAL COST
6271	SEAL	F702	1	EA	-	-
30501ME065	IMPELLER 5VOG FOR WARMAN MOD.1.5/1 BAH-A	F703	2	EA	252.90	505.79
30501ME074	COVER,END FOR WARMAN MOD.1.5/1 BHA-A	F703	2	EA	168.25	336.50
30501ME077	LABYRINTH FOR WARMAN MOD.1.5/1 BAH-A	F703	3	EA	77.41	232.22
30501ME083	SHAFT, PUMP	F703	1	EA	478.48	478.48
30501ME060	LINER, FRAME PLATE FOR WARMAN MOD.1.5/1	F703	1	EA	397.94	397.94
30501ME061	RING,INTAKE JOINT FOR WARMAN MOD. 1.5/1	F703	1	EA	58.79	58.79
30501ME062	LINER, VOLUTE FOR WARMAN MOD.1.5/1 BAH-A	F703	1	EA	673.67	673.67
30501ME063	SEAL, VOLUTE FRAME FOR WARMAN MOD.1.5/1	F703	2	EA	22.34	44.68
30501ME066	SPACER, SHAFT, FOR WARMAN MOD.1.5/1 BAH-	F703	1	EA	240.17	240.17
30501ME067	RESTRICTOR,LANTERN FOR WARMAN MOD.1.5/1	F703	1	EA	182.44	182.44
30501ME068	O RING, IMPELLAR SEAL FOR WARMAN MOD.1.5	F703	3	EA	6.81	20.43
30501ME069	GLAND, SPLIT-W/BOLTS FOR WARMAN MOD.1.5/	F703	1	EA	161.10	161.10
30501ME070	SLEEVE,SHAFT FOR WARMAN MOD.1.5/1 BAH-A	F703	2	EA	157.61	315.22
30501ME071	O RING,SHAFT FOR WARMAN MOD.1.5/1 BAH-A	F703	5	EA	5.45	27.25
30501ME072	RING, SEAL FOR WARMAN MOD.1.5/1 BAH-A	F703	2	EA	59.37	118.74
30501ME073	BOLT, GLAND W/NUT & WASHER FOR WARMAN MOD	F703	8	EA	14.63	117.02
30501ME075	SHIM SET,END COVER FOR WARMAN MOD.1.5/1	F703	2	EA	18.21	36.41
30501ME076	RETAINER,GREASE FOR WARMAN MOD.1.5/1 BAH	F703	2	EA	55.11	110.21
30501ME078	BEARING ,FOR WARMAN	F703	9	EA	38.98	350.83
30501ME080	KEY,SHAFT-METRIC FOR WARMAN MOD.1.5/1 BA	F703	3	EA	12.21	36.62
30501ME081	SEAL RING,BEARING CR W40 FOR WARMAN MO	F703	4	EA	14.66	58.64
30500ME008	GATE, GUIDE UHMW, FOR PLATTCO SDA KNIFE	F704	13	EA	395.00	5,135.00
30501EI053	KIT, CLARKSON VALVE	F704	4	EA	429.80	1,719.20
30501ME013	PLATE, 2IN 150# 316 SS ORIFICE	F704	1	EA	125.00	125.00
30501ME203	CONNECTOR 8IN SPOUT BOOT SWECO .XS40C128 W	F704	4	EA	78.73	314.93
153-0281	SPOUT,FLEXIBLE CONNECTION,SIZE 6IN DIA X 12IN LG,BLACK NEOPR	F705	2	EA	52.00	104.00
30501ME206	CONNECTOR, 10IN SPOUT SWECO BOOT LIME GRI	F705	1	EA	132.70	132.69
50018ME164	VALVE, 2IN GATE SW, 800#	F706	3	EA	160.88	482.64

ITEM #	DESCRIPTION	PICKING SEQ	QTY ON HAND	UOM	AVG COST	TOTAL COST
50018ME169	VALVE, 2IN GATE, 4-BOLT FLANGE	F706	2	EA	189.48	378.95
30501ME204	WEIGHT, BOTTOM, ASSEMBLY	F801	2	EA	404.00	808.00
30501ME205	GASKET, TABLE TRAY-EDPM FOR SWECO MOD.XS	F801	1	EA	48.11	48.11
30501ME209	WEIGHT, TOP ASSEMBLY	F801	1	EA	357.69	357.69
30501ME211	GASKET, GRIT SCREEN WHITE GASKET	F801	6	EA	55.06	330.33
30501ME210	TOP WEIGHT ASSEMBLEY FOR SWECO MOD.XS48C	F802	1	EA	171.00	171.00
30501ME212	SLIDERS, WHITE NYLON RINGS 40IN & 48IN	F802	180	EA	2.07	372.70
30501ME216	MOTOR WEDGE FOR SWECO MOD.XS40C128 WATER	F803	5	EA	25.00	125.00
30501ME214	GROUNDING STRAP,FOR SWECO MOD.XS40C128 W	F803	11	EA	7.28	80.08
30501ME215	SPRING,SST FOR SWECO, WATER	F803	16	EA	26.45	423.21
30501ME217	BOLT, 3/4NC X 9IN LG, GR 5	F803	8	EA	10.00	80.00
30501ME218	HOSE, LUBE -5IN LONG FOR SWECO MOD.XS40C1	F803	1	EA	16.00	16.00
62369	SPOOL,SPRING,SLIP ON FOR STUD MOUNTED DESIGN,2 INCH DIA BASE	F803	9	EA	12.00	108.00
30500ME006	SEAL, POCKET OTHER SIDE	F804	2	EA	938.92	1,877.84
30500ME016	GASKET, 316SS , LECHLER 095.015.17.04.46.0 LECHLER SNUBBER	F804	4	EA	43.00	172.00
30500ME017	O-RING FOR SDA NOZZLE	F804	4	EA	0.30	1.20
50018ME312	DRAIN, AUTO FLOAT, BRASS & PLASTIC N32-95-979 RDT	F804	5	EA	37.00	185.00
71702	FILTER,ELEMENT,SIZE 1IN,FOR 1ST STAGE ELIMINIZER COMBO UNIT	F804	6	EA	85.88	515.28
30500ME001	SEAL, RETAINER	F805	3	EA	1,761.22	5,283.66
30500ME005	SEAL, POCKET CYLINDER SIDE	F805	1	EA	1,042.99	1,042.99
30501EI054	CONTROLLER, FLOW RATE, AUTOMATIC	F806	1	EA	3,250.00	3,250.00
30501ME001	PADDLE, SLAKER LEFT HAND	F806	8	EA	244.55	1,956.40
30501ME002	PADDLE, SLAKER RIGHT HAND	F806	7	EA	228.98	1,602.89
0000152284	MOTOR CIRCUIT, BREAKER	FF100	4	EA	106.54	426.16
0000152285	AUXILIARY, CONTACT BLOCK	FF100	4	EA	16.75	67.00
0000152286	BREAKER, CIRCUIT, MOTOR	FF100	3	EA	131.33	393.99
0000152287	BREAKER, CIRCUIT, MOTOR	FF100	4	EA	106.54	426.16
0000152288	BREAKER, CIRCUIT, MOTOR	FF100	2	EA	125.88	251.76
0000152289	BREAKER, CIRCUIT, MOTOR	FF100	2	EA	171.60	343.20

ITEM #	DESCRIPTION	PICKING SEQ	QTY ON HAND	UOM	AVG COST	TOTAL COST
0000152290	MOTOR CIRCUIT, BREAKER	FF100	2	EA	168.94	337.88
0000152291	UNIT, TRIP, THERMAL MAGNETIC	FF101	2	EA	250.68	501.36
0000152292	MOTOR CIRCUIT, BREAKER	FF101	2	EA	125.88	251.76
0000152293	UNIT, TRIP, THERMAL MAGNETIC	FF101	2	EA	135.97	271.94
0000152294	MOTOR CIRCUIT, BREAKER	FF101	2	EA	121.61	243.21
0000152296	FUSE,250A	FF101	4	EA	121.33	485.32
0000152297	BREAKER, CIRCUIT, MINATURE	FF101	2	EA	17.17	34.34
0000152298	BREAKER, CIRCUIT, MINATURE	FF101	2	EA	14.58	29.16
0000152295	FUSE,125A,SIZE 1	FF101	4	EA	115.54	462.16
0000152299	BREAKER, CIRCUIT, MINATURE	FF102	2	EA	15.26	30.52
0000152300	BREAKER, CIRCUIT, MINATURE	FF102	2	EA	17.17	34.34
0000152301	BREAKER, CIRCUIT, MINATURE	FF102	2	EA	14.45	28.90
0000152302	BREAKER, CIRCUIT, MINATURE	FF102	2	EA	29.97	59.94
0000152303	BREAKER, CIRCUIT, MINATURE	FF102	2	EA	49.04	98.08
0000152304	BREAKER, CIRCUIT, MINATURE	FF102	2	EA	14.16	28.32
0000152305	BREAKER, CIRCUIT, MINATURE	FF102	2	EA	14.31	28.62
0000152306	RELAY	FF102	2	EA	21.26	42.52
0000152307	RELAY SOCKET	FF102	2	EA	20.17	40.34
0000152308	THERMISTOR, RELAY	FF102	2	EA	237.06	474.12
0000152309	RELAY,FOR EAST CRANE	FF103	2	EA	33.65	67.30
0000152310	RELAY	FF103	2	EA	35.15	70.30
0000152311	RELAY, PHASE, MONITORING	FF103	2	EA	397.82	795.64
0000152312	CONTACTOR, AUXILIARY	FF103	2	EA	133.42	266.83
0000152313	CONTACTOR, AUXILIARY	FF103	2	EA	42.92	85.84
0000152314	CONTACTOR, AUXILIARY	FF103	2	EA	51.99	103.97
0000152315	CONTACTOR, AUXILIARY, BLOCK	FF103	2	EA	22.62	45.24
0000152316	CONTACTOR, AUXILIARY, BLOCK	FF103	2	EA	26.34	52.67
0000152317	CIRCUIT, RC	FF104	1	EA	15.81	15.81
0000152319	COIL	FF104	2	EA	374.40	748.80

ITEM #	DESCRIPTION	PICKING SEQ	QTY ON HAND	UOM	AVG COST	TOTAL COST
0000152320	CONTACTOR	FF104	2	EA	48.51	97.02
0000152321	CONTACTOR	FF104	4	EA	30.06	120.24
0000152322	CONTACTOR	FF104	4	EA	100.32	401.28
0000152324	COIL	FF104	1	EA	106.43	106.43
0000156669	SWITCH,ETHERNET	FF104	5	EA	469.20	2,346.00
0000152325	CPU, UNIT	FF200	1	EA	5,381.47	5,381.47
0000152327	DIGITAL, INPUT	FF200	2	EA	472.75	945.50
0000152328	DIGITAL, INPUT	FF200	1	EA	1,359.67	1,359.67
0000152329	DIGITAL, INPUT	FF200	1	EA	350.14	350.14
0000152330	DIGITAL, OUTPUT	FF200	1	EA	376.02	376.02
0000152331	DIGITAL, OUTPUT	FF200	1	EA	653.95	653.95
0000152332	DIGITAL, OUTPUT	FF200	1	EA	1,247.96	1,247.96
0000156670	RECITIFER,3PH SEMIKRON BRIDGE,REFUSE CRANES	FF200	3	EA	58.16	174.48
11201EI01	INPUT MODULE, 8 CHANNEL 12/24V ANALOG	FF200	1	EA	637.11	637.11
11201EI013	RTD, 16 CHANNELS	FF200	1	EA	803.67	803.67
0000152333	CONNECTOR, FRONT	FF201	2	EA	70.57	141.14
0000152334	CONNECTOR, FRONT	FF201	2	EA	48.22	96.44
0000152335	REPEATER	FF201	1	EA	452.32	452.32
0000152336	ENCODER,ABSOLUTE	FF201	2	EA	1,674.79	3,349.58
0000152337	SENSOR, PROXIMITY, INDUCTIVE	FF201	2	EA	216.62	433.24
0000152338	SENSOR, PROXIMITY, INDUCTIVE	FF201	2	EA	415.53	831.06
0000152339	SENSOR, PROXIMITY, INDUCTIVE	FF201	4	EA	538.15	2,152.60
0000152340	SENSOR, PROXIMITY, MAGNETIC	FF201	5	EA	323.95	1,619.73
0000152351	RECTIFIER, BRIDGE MOTOR BRAKE	FF201	2	EA	127.24	254.48
0000152341	SWITCH, LIMIT, GATE	FF202	4	EA	224.38	897.52
0000152342	SWITCH, LIMIT, MANUAL BRAKE RELEASE	FF202	4	EA	98.09	392.36
0000152343	LIMIT, ROPE OVERWRAP	FF202	2	EA	262.94	525.88
0000152344	SWITCH, USL	FF202	2	EA	155.31	310.62
0000152348	DISC,FRICTION,TROLLEY AND BRIDGE MOTORS	FF202	2	EA	1,149.87	2,299.74

ITEM #	DESCRIPTION	PICKING SEQ	QTY ON HAND	UOM	AVG COST	TOTAL COST
0000152349	RECTIFIER,TROLLEY AND BRIDGE MOTOR BRAKES	FF202	4	EA	156.05	624.20
0000152360	SWITCH,MASTER,A1M1-S3	FF202	1	EA	899.00	899.00
0000152361	SWITCH, MASTER, E1H1-S3	FF203	2	EA	2,374.08	4,748.16
0000152364	LIMIT, HOIST ROTARY	FF203	2	EA	598.09	1,196.18
0000152365	DISC, FRICTION, HOIST BRAKE	FF203	2	EA	873.30	1,746.60
0000152366	RECTIFIER, HOIST BRAKE	FF203	2	EA	212.53	425.06
0000152367	CONTACTOR, HOIST REVERSING	FF203	4	EA	90.13	360.52
0000152368	INTERLOCK, MECHANICAL	FF203	2	EA	18.94	37.88
0000152369	CONTACTOR, BRAKE	FF203	2	EA	32.43	64.86
0000152370	CONTACTOR, SPEED	FF203	2	EA	152.55	305.10
0000153712	GRIP,HD DOUBLE EYE SUPPORT,SMALL,FOR CRANES	FF203	7	EA	333.31	2,333.19
0000152318	CONTACTOR	FF204	2	EA	1,752.04	3,504.08
0000152409	CYLINDER, PACKING SET, 10000059008	FF204	12	EA	315.30	3,783.61
0000155381	UNIT,WEIGHING,FOR CRANES	FF204	2	EA	4,407.65	8,815.30
0000152375	CELL, LOAD	FF300	2	EA	2,171.67	4,343.34
0000152382	LIMIT, HOIST ROTARY	FF300	2	EA	1,145.89	2,291.77
0000158724	COIL,MAGNETIC,W/NUT FOR GRAPPLE	FF300	3	EA	-	-
0000158725	GRIP,CORD,W/CLAMP 50MM	FF300	2	EA	38.22	76.44
0000158726	HUB,PIN PLUG QUICK DISCONNECT	FF300	2	EA	147.52	295.04
0000158727	INSERT,PIN PLUG 1-24	FF300	3	EA	37.37	112.11
0000158728	INSERT,PIN PLUG 25-48	FF300	3	EA	36.45	109.36
0000152387	BUTTON, PUSH	FF301	2	EA	19.76	39.52
0000152388	BUTTON, PUSH, ILLUMINATED	FF301	2	EA	56.87	113.73
0000152389	BUTTON, PUSH, ILLUMINATED	FF301	2	EA	43.60	87.20
0000152390	LIGHT, PILOT	FF301	2	EA	23.03	46.06
0000152391	LIGHT, PILOT	FF301	2	EA	23.95	47.90
0000152392	PUSHBUTTON, MUSHROOM	FF301	2	EA	48.17	96.33
0000152393	BLOCK, CONTACT	FF301	2	EA	11.09	22.18
0000152394	SWITCH, SELECTOR	FF301	2	EA	27.79	55.58

ITEM #	DESCRIPTION	PICKING SEQ	QTY ON HAND	UOM	AVG COST	TOTAL COST
0000152395	PUSHBUTTON	FF301	2	EA	19.76	39.52
0000152396	BLOCK, CONTACT	FF301	1	EA	11.09	11.09
0000152397	SWITCH, KEYED	FF301	1	EA	55.59	55.59
0000152398	SWITCH, KEYED	FF301	2	EA	53.13	106.26
0000152399	PUSHBUTTON, ILLUMINATED	FF301	2	EA	25.06	50.12
0000152400	PUSHBUTTON, ILLUMINATED	FF301	2	EA	41.01	82.02
0000160045	BOOT,CRANE JOYSTICK	FF301	6	EA	64.25	385.50
0000152413	PUMP, PACKING SET 30538	FF302	2	EA	1,018.91	2,037.82
0000152417	BLOCK, CONTROL, PACKING SET 23621	FF302	2	EA	653.95	1,307.90
0000152418	SWITCH, INCLINATION (23142996)	FF302	2	EA	915.18	1,830.36
0000152419	PLUG CONNECTION FEMALE 23079269	FF302	2	EA	261.50	522.99
0000152420	PLUG CONNECTION MALE 23079402	FF302	2	EA	362.40	724.80
0000152421	SWITCH, FLOAT 8013860	FF302	2	EA	1,214.51	2,429.02
0000152422	THERMOSTAT 69542928	FF302	2	EA	4,419.37	8,838.74
0000160360	ENCODER,FOR CRANE BRIDGE MOTOR	FF302	3	EA	812.36	2,437.08
30509EO001	VORTEX # 7725 FOR CHIILER CEMS CABINET	FF303	1	EA	1,279.12	1,279.12
601520	BOARD,KCI - ENCODER BOARD KONE BRIDGE CRANE	FF303	2	EA	-	-
01159EI605	PYROMETER,IR WITH CABLE	FF304	1	EA	7,545.00	7,545.00
0000153687	GRIP,CABLE,SS,DOUBLE EYE,SPLIT MESH,LACE CLOSING	FF304	9	EA	424.09	3,816.82
0000155381	UNIT,WEIGHING,FOR CRANES	FF304	1	EA	4,407.65	4,407.65
0000158725	GRIP,CORD,W/CLAMP 50MM	FF304	0	EA	38.22	-
01159EI645	FLANGE, MOUNTING FOR THERMOJACKET HH401	FF304	1	EA	134.00	134.00
01159EI646	REGULATOR, COOLING AIRFLOW, HIGH CAPACITY HH401	FF304	2	EA	101.43	202.86
01159EI647-B	CABLE, 4-M, HIGH TEMP HH401	FF304	1	EA	297.00	297.00
01159EI648	WINDOW, BLAST, QUARTZ	FF304	1	EA	978.00	978.00
01159EI649	REGULATOR, AIR PURGE FOR THERMOJACKET HH401	FF304	2	EA	287.83	575.66
0000167304	UNIT,SPEED MONITORING	FF305	2	EA	-	-
0000167305	ENCODER,INCREMENTAL	FF305	2	EA	566.03	1,132.06
0000167444	FUSE,1250A,690V	FF305	8	EA	-	-

ITEM #	DESCRIPTION	PICKING SEQ	QTY ON HAND	UOM	AVG COST	TOTAL COST
01201EI041	BOARD, PRINTED CIRCUIT, INPUT FOR DRUM LEVEL INDICATOR	FF906	2	EA	556.22	1,112.43
01201EI042	BOARD,PRINTED CIRCUIT,DISPLAY,FOR DRUM LEVEL	FF906	2	EA	1,063.03	2,126.05
01201EI043	INDICATOR, REMOTE FOR DRUM LEVEL ,SOLART	FF906	1	EA	850.00	850.00
01201EI044	SENSOR, FOR DRUM LEVEL INDICATOR, SOLART	FF906	4	EA	573.62	2,294.48
35600EI140	INVERTER, DC, FOR INVERTER SCI UPS SOLID	FF907	1	EA	1,090.00	1,090.00
35600EI141	BOARD, PRINTED CIRCUIT, VOLTAGE /CURRENT REGULATOR	FF907	3	EA	644.50	1,933.50
35600EI138	CIRCUIT, INTEGRATE	FF907	1	EA	2.20	2.20
35600EI139	RELAY 110 VDC	FF907	8	EA	30.00	240.00
35600EI142	BOARD, PRINTED CIRCUIT, RELAY	FF907	1	EA	310.00	310.00
35600EI143	BOARD, PRINTED CIRCUIT, NOISE SUPPRESSION	FF907	1	EA	210.00	210.00
35600EI137	BOARD, PRINTED CIRCUIT, TRANS INVERTER	FF908	1	EA	160.00	160.00
50018EI800	SCR / DIODE MODULE 3541-50187-04 BATTERY CHARGERS	FF909	1	EA	390.00	390.00
50018EI801	POWER DIODE MODULE 3541-16868-08 BATTERY CHARGERS	FF909	1	EA	624.00	624.00
50018EI802	CONTROL BOARD, THREE PHASE 4111-95024-01 BATTERY CHARGER	FF909	1	EA	704.07	704.07
50018EI803	SNUBBER BOARD 4111-95010-25 BATTERY CHARGER	FF909	1	EA	168.00	168.00
50018EI804	MULTI ALARM BOARD 120V. 4111-13109-05 BATTERY CHARGER	FF909	1	EA	432.00	432.00
0000148610	MODULE, INPUT, DIGITAL, 16 CHNL, 24VDC	FF910	4	EA	285.60	1,142.40
0000148611	MODULE, OUTPUT, DIGITAL,CURRENT SOURCING,ELECTRONICALLY FUSE	FF910	3	EA	333.48	1,000.44
0000148613	BASE,TERMINAL,W/ SPRING CLAMPS	FF910	2	EA	-	-
0000152194	MODULE, ANALOG, FLEX I/O OUTPUT 4 CHANNELS	FF910	2	EA	1,215.90	2,431.80
0000152211	STARTER, MOTOR PROTECTION, TESYS BASIS 12A	FF910	2	EA	39.26	78.52
0000152212	CONTROL, TESYS CONTROL UNIT 0, 15-0, 6A, 24VDC	FF910	2	EA	55.77	111.54
0000152213	CONTACTOR, AUXILIARY, TESYS, 24 V DC	FF910	4	EA	7.71	30.84
0000152214	DISCONNECTOR, PHASE	FF910	3	EA	5.43	16.29
0000152215	CONTROL, TESYS UNIT 0, 35-1, 4A, 24VDC	FF910	2	EA	57.38	114.76
0000152216	CONTROL, TESYS UNIT 1, 25-5A, 24VDC	FF910	2	EA	58.75	117.50
0000152217	CONTROL, TESYS UNIT 3-12A, 24VDC	FF910	2	EA	71.40	142.80
0000152218	CONTROL, TESYS BASIS 32A	FF910	3	EA	42.40	127.20
0000152219	CONTROL, TESYS UNIT 4, 8-18A, 24VDC	FF910	3	EA	52.87	158.61

Schedule 16A – Initial Spare Parts List

ITEM #	DESCRIPTION	PICKING SEQ	QTY ON HAND	UOM	AVG COST	TOTAL COST
0000152906	CIRCUIT BREAKER, EARTH LEAKAGE, 2-POLE, 25/0,03A	FF910	2	EA	90.02	180.04
125217	MODULE,INPUT,ANALOG,8 CHANNELS,10VDC,0-20MA INPUT,FOR ALLEN	FF910	3	EA	902.94	2,708.82
125220	MODULE,OUTPUT,DIGITAL CONTACT,ISOLATED,NORMALLY OPEN,8 CHANN	FF910	3	EA	328.34	985.02
144166	MODULE,OUTPUT,FOR ALLEN BRADLEY 1794 FLEX I/O SYSTEM	FF910	2	EA	379.64	759.28
0000152323	CONTACTOR	FFTOP	1	EA	555.84	555.83
0000152326	CPU, UNIT BECKHOFF	FFTOP	1	EA	13,351.50	13,351.50
0000152352	LIMIT, BRIDGE & TROLLEY	FFTOP	1	EA	1,257.51	1,257.51
01159EI605	PYROMETER,IR WITH CABLE	FFTOP	1	EA	7,545.00	7,545.00
0000156668	RESISTOR	FFTOP	6	EA	153.96	923.76
0000152346	ROPE, RHL WIRE, 46M	FLORFLOR	3	EA	7,247.98	21,743.92
0000152347	ROPE, LHL WIRE, 46M	FLORFLOR	3	EA	7,247.98	21,743.92
0000152372	GEARBOX, HOIST	FLORFLOR	1	EA	175,776.57	175,776.57
21350EI201	MOTOR,COOLING TOWER RECIRC,FLANDERS	FLORFLOR	1	EA	18,705.00	18,705.00
0000152271	REFRACTORY,REPAIR TILE,CORE 092,SILICON CARBIDE,SZ 8 X 8, BC	FLORFLOR	353	EA	15.84	5,592.57
0000152782	SHAFT, 3 7/16IN DIA, C-1045 CARBON STEEL TAIL SHAFT, 79IN LO	FLORFLOR	1	EA	562.00	562.00
0000152798	SHAFT, DRIVE, 3-15/16IN DIA	FLORFLOR	1	EA	641.00	641.00
0000152804	DRIVE, SHAFT, 3-15/16IN DIA	FLORFLOR	2	EA	1,332.37	2,664.74
0000154603	ANODE,MG-15S,WITH PLASTIC COATING,FOR BYPASS CONDENSER	FLORFLOR	0	EA	92.18	-
0000154604	KIT,MOUNTING,FOR MG-15S ANODE	FLORFLOR	4	EA	66.80	267.20
0000165846	FILTER,PQC	FLORFLOR	2	EA	28,228.61	56,457.22
01159ME890	GASKET, TEFLON 2-1/4IN OS X 8IN OS X 1/2IN TK RECT PER DRAWI	FLORFLOR	8	EA	72.50	580.00
101957	REFRACTORY,TILE,CORE 082,SILICON CARBIDE,SZ 8 X 8,BC,3IN TUB	FLORFLOR	42	EA	15.09	633.80
142067	ACTUATOR,FOR FAN DAMPER	FLORFLOR	1	EA	8,025.00	8,025.00
16453ME910	SHAFT, COUPLING MTO, 3.4375IN DIA., SPECIAL LENGTH 25-7/8IN	FLORFLOR	2	EA	574.42	1,148.83
16453ME915	SHAFT, END MTO, 25-3/4IN LONG 3 BOLT DRILLED FF SCREW CONVE	FLORFLOR	4	EA	232.85	931.38
17100EIV008	MOTOR,7.7 HP,CO9852-01,05,FLANDERS AWAITING QUOTE	FLORFLOR	0	EA	17,783.00	-
35603EI075	PRIMARY BUSHING, DRAW LEAD TYPE, GRAY MCGRAW-EDISON 502-NN-7	FLORFLOR	1	EA	11,446.00	11,446.00
601534	SPRING,CABLE SUSPENSOR KONE BRIDGE CRANE 52566495	FLORFLOR	0	EA	258.83	-

ITEM #	DESCRIPTION	PICKING SEQ	QTY ON HAND	UOM	AVG COST	TOTAL COST
30503ME025	COMPRESSION SPRINGS FOR FABRIC FILTER	G105	128	EA	4.29	549.44
12201ME032	BUSHING, 1.388IN ID X 2IN LG	G202	6	EA	875.00	5,250.00
21350ME117	PISTON ASSEMBLY D-35 HYDRA CELL METERING PUMP	G205	3	EA	247.09	741.27
30501ME326	IMPELLER-1K3X1.5-82RV FOR SURFACE WATER	G301	1	EA	503.88	503.88
30501ME308	DEFLECTOR, 1B GP1K FOR TERTIARY WATER PU	G301	1	EA	26.50	26.50
30501ME309	OIL SEAL,1K 1B CTRG FOR TERTIARY WATER P	G301	1	EA	17.70	17.70
30501ME310	BEARING, 1B 1K OIL FOR TERTIARY WATER PU	G301	1	EA	19.60	19.60
30501ME311	BEARING, OB 1K OIL FOR TERTIARY WATER PU	G301	1	EA	46.00	46.00
30501ME312	LOCKNUT, OB BEARING 1K FOR TERTIARY WATE	G301	1	EA	7.85	7.85
30501ME313	LOCKWASHER, OB BEARING 1K FOR TERTIARY W	G301	1	EA	5.90	5.90
30501ME314	OIL SEAL, GP1-1K OB CTRG FOR TERTIARY WA	G301	1	EA	17.70	17.70
30501ME315	GASKET, GLAND SEAL 1K O-RING,P/N AY30451E	G301	1	EA	20.00	20.00
30501ME316	SLEEVE 1K HOOK FOR TERTIARY WATER PUMPS,	G301	1	EA	214.00	214.00
30501ME319	RING, RETAINING B-CARR 1K FOR TERTIARY W	G301	1	EA	6.85	6.85
30501ME320	CARRIER, BEARING GP1 MK3A FOR TERTIARY W	G301	1	EA	120.00	120.00
30501ME321	O RING, GLAND SEAL 1K FOR TERTIARY WATER	G301	1	EA	243.00	243.00
30501ME322	SEAL FOR MODEL1K3X2-62RV GROUP 1K TERTIA	G301	2	EA	196.52	393.03
30501ME323	HUB,FALK COUPLING 30T30 FOR SURFACE WATE	G301	1	EA	50.00	50.00
30501ME325	HUB, FALK COUPLING 1030T31/35 FOR SURFAC	G302	1	EA	50.00	50.00
30501ME327	COVER, REARFOR SURF AND TERT WATER PUMPS	G302	1	EA	635.00	635.00
30501ME351	HUB, FALK COUPLING FOR DILUTION WATER PUMP MOTOR 1-7/8IN BO	G302	2	EA	76.81	153.62
30501ME352	HUB, FALK COUPLING FOR DILUTION WATER PUMP 1-1/8IN BORE 02	G302	2	EA	76.81	153.62
30501ME356	GASKET, REAR COVER GP2 10IN FOR DILUTION	G302	1	EA	28.50	28.50
30501ME358	OIL SEAL, IB CTRG FOR DILUTION WATER PUM	G302	1	EA	22.41	22.41
30501ME361	LOCKNUT, BEARING FOR DILUTION WATER PUMP	G302	0	EA	8.34	-
30501ME363	OIL SEAL, GP2 OB FOR DILUTION WATER PUMP	G302	1	EA	22.41	22.41
30501ME365	GASKET, FOLLOWER FLANGE GP2 O-RING FOR D	G302	1	EA	15.23	15.23
30501ME366	GLAND FOR MOD.2K3X2-10AOP DILUTION WATER	G303	2	EA	260.91	521.82
30501ME370	COMPLETE SEAL FOR MOD.2K3X2-10AOP DILUTI	G303	1	EA	485.00	485.00

ITEM #	DESCRIPTION	PICKING SEQ	QTY ON HAND	UOM	AVG COST	TOTAL COST
30501ME469	BUSHING,PUMP FOR WARMAN LIME PREP SUMP P	G303	1	EA	10.48	10.48
30501ME500	V-BLOCK FOR LIME SILO MODEL: WAPC -3798	G303	13	EA	29.15	378.95
30501ME501	GASKET, 3/16 VITON FOR LIME SILO MODEL:	G303	10	EA	20.00	200.00
30501ME502	BEARING, FLANGE 1-3/4IN, 4BOLT	G303	4	EA	72.62	290.49
30501ME504	PIN FOR LIME SILO MODEL: WAPC-3798	G303	12	EA	11.50	138.00
30501ME505	RETAINING RING, EXTERNAL FOR LIME SILO M	G303	7	EA	0.90	6.33
121831	BEARING,HANGER,STYLE 220,3-7/16IN INSIDE DIAMETER,FOR SCREW	G304	6	EA	210.85	1,265.10
16453ME500	BEARING, PILLOW BLOCK 3IN, EXPANSION, 2 BOLT	G304	2	EA	597.18	1,194.36
30501ME402	INLET EXP JOINT SOCK 22FT 6IN LONG	G305	3	EA	197.93	593.78
30501ME403	OUTLET EXP JOINT SOCK 8FT 3IN LONG 2FT DIA BOOT	G305	2	EA	90.00	180.00
30501ME404	DRAWBAND, INLET - LIME SILO & SDA LIVE B	G305	6	EA	116.02	696.13
16453EI251	DISCONNECT, SQUARE D 30 AMP NEMA 4X FUSED, H361DS PUGMILL P	G306	1	EA	488.90	488.90
30504EI004	CONTROLLER, BINDICATOR, LP100 PULSE POINT	G402	2	EA	938.00	1,876.00
30504ME013	PACKING SET FOR CARBON SCREW FEEDER CHEM	G403	1	EA	48.00	48.00
30504ME014	SEAL STRIP, ROTOR FOR CARBON ROTARY FEED	G403	3	EA	31.50	94.50
0000152278	SLEEVE,OUTLET,4.5IN ID,FLEX MOLDED BELLOWS,DRY CARBON	G403	5	EA	-	-
30504ME007	BEARING, FOR CARBON ROTARY FEEDER	G403	2	EA	67.70	135.40
30504ME009	MOUNTING KIT GPA96-603-28 SERIES FOR REGULATOR BIN VENT CAR	G403	4	EA	7.91	31.64
30504ME011	BEARING, END	G403	1	EA	18.14	18.14
30504ME015	HOLDER, SEAL STRIP FOR CARBON ROTARY FEE	G403	6	EA	13.50	81.00
0000152273	BEARING, RA108RR, DRY CARBON	G404	4	EA	-	-
0000152274	PACKING, SZ 3/8IN X 60IN, DRY CARBON	G404	1	EA	-	-
0000152275	VALVE, ROTARY, DRY CARBON, SHIM SET, 3 PER SET	G404	1	EA	-	-
0000156957	KIT,DIAPHRAGM VALVE REPAIR	G404	2	EA	-	-
0000156958	SOLENOID VALVE,3-WAY,1/4INCH NPT, 1/8INCH ORIF,SS,AC/DC,NEMA	G404	2	EA	-	-
0000156959	PACKING,ORBINOX 8INCH,14-PACK.PTFE-08.0	G404	1	EA	-	-
0000156961	GASKET,150 FLG,FF 8IN X 1/8IN THK RED FOR ROTARY VALVE	G404	2	EA	-	-
0000156965	BUSHING FOR 1IN AND 1-5IN FEEDER FD33220-1-HBUSH	G404	2	EA	-	-
0000156970	FILTER,P-974 FOR REGEN BLOWER	G404	12	EA	16.87	202.44

ITEM #	DESCRIPTION	PICKING SEQ	QTY ON HAND	UOM	AVG COST	TOTAL COST
30501ME350	COUPLING ASSEMBLY KIT , FALK FOR DILUTION WATER PUMP FIVE	G404	1	EA	316.78	316.78
30504ME020	BUSHING, 7/8IN BORE	G404	1	EA	12.63	12.63
30504ME021	PULLEY,V-BELT, 3 GRV, 4-3/8IN OD, FOR CARBON BLOWER	G404	1	EA	44.20	44.20
30501ME353	IMPELLER 2K3X2-10A/OPEN FOR DILUTION WAT	G405	1	EA	999.00	999.00
16453ME914	HANGER ASSEMBLY MTO, STYLE 226 HEAVY DUTY FF SCREW CONVEYOR	G405	3	EA	333.91	1,001.72
30501ME400	DRAWBAND, OUTLET FOR LIME SILO LIVE BOTT SIGN OUT BY TWOFT S	G405	6	EA	79.14	474.81
35600EI500	CT-400-5 SWITCHGEAR GE	G405	3	EA	-	-
30501ME367	CARRIER, BEARING GP2 MK3A FOR DILUTION W	G406	1	EA	158.86	158.86
30501ME372	PLATE, REAR CASING DILUTION PUMP	G406	2	EA	1,094.00	2,188.00
30501ME401	ISOLATOR FOR LIME SILO & SDA LIVE BOTTOM	G501	2	EA	226.00	452.00
30501ME506	BEARING, CONNECTING ROD ECCENTRIC	G501	2	EA	127.00	254.00
30501ME507	BEARING, PILLOW BLOCK TYPE SC 1-7/16IN	G501	3	EA	66.75	200.25
30501ME508	TEFLON TAPE FOR LIME SILO MODEL: WAPC-37	G501	1	EA	109.54	109.54
30503EI001	CONTROLLER, FABRIC FILTER HEATER	G501	1	EA	-	-
30503EI010	SOLENOID--FOR RECIRC. DAMPER POPPET VALV	G501	5	EA	74.57	372.86
30503ME003	SEAL KIT, ROD--FOR RECIRC. DAMPER POPPET	G501	12	EA	40.00	480.00
30503ME004	VALVE--FOR RECIRC. DAMPER POPPET VALVES	G501	4	EA	421.55	1,686.21
30503ME005	REPAIR KIT, VALVE--FOR RECIRC. DAMPER PO	G501	4	EA	53.50	214.00
30503ME006	REPAIR KIT, UNIT AIR--FOR RECIRC. DAMPER	G501	4	EA	9.70	38.80
30503ME007	MUFFLER, SPEED CONTROL--FOR RECIRC. DAMP	G501	2	EA	7.82	15.64
30503ME008	ROD, ALIGNER FOR RECIRC DAMPER POPPET	G501	1	EA	142.18	142.18
30503ME009	JAM NUT, RECIRC. DAMPER POPPET VALVE	G501	2	EA	2.30	4.60
30503ME010	VEE-RING PACKING SETS GARLOCK STYLE 7960	G501	3	EA	110.00	330.00
30503ME011	SEAL KIT, PISTON--FOR OUTLET DAMPER POPP	G501	0	EA	60.00	-
30501ME027	KIT, AIR SELECTION FOR LIME SURRY SUM PUMP	G502	1	EA	51.23	51.23
30501ME470	REBUILD KIT, LIME PREP SUMP PUMP FLUID SIDE	G502	1	EA	257.37	257.37
30501ME602	DISC,COUPLING FOR EKATO LIME SLURRY TANK	G502	1	EA	261.00	261.00
30501ME603	SCREW, HEX CAP-M12 X 70 FOR EKATO LIME S	G502	4	EA	3.00	12.00
30501ME604	BOLT, HEX, 3/8IN X 1-1/4IN LG	G502	4	EA	1.00	4.00

ITEM #	DESCRIPTION	PICKING SEQ	QTY ON HAND	UOM	AVG COST	TOTAL COST
30501ME605	BOLT, HEX M16 X 90 FOR EKATO LIME SLURRY	G502	8	EA	4.00	32.00
30501ME606	NUT, HEX M16 FOR EKATO LIME SLURRY TANK	G502	8	EA	3.00	24.00
30501ME607	NORDLOCK DISC PAIR M16 FOR EKATO LIME SL	G502	16	EA	1.00	16.00
30501ME620	DISC, END FOR EKATO WATER STORAGE TANK A	G502	1	EA	330.00	330.00
30501ME621	GASKET, FLAT FOR EKATO WATER STORAGE TANK	G502	1	EA	12.00	12.00
30501ME623	NUT,CAP M20 RUBBER COVER W/GASKET FOR EK	G502	1	EA	90.00	90.00
30501ME624	DISC,COUPLING FOR EKATO WATER STORAGE TA	G502	1	EA	221.00	221.00
30501ME626	BOLT, HEX 1/2 X 1 1/4IN LG FOR EKATO WATER ST	G502	8	EA	3.00	24.00
30501ME628	NUT,HEX M20 FOR EKATO WATER STORAGE TANK	G502	1	EA	5.00	5.00
30501ME629	WASHER B20 FOR EKATO WATER STORAGE TANK	G502	2	EA	1.00	2.00
30503ME001	SEAL KIT, PISTON--FOR RECIRC. DAMPER POP	G502	2	EA	14.80	29.60
30503ME002	BUSHING KIT FOR RECIRC DAMPER POPPET VALVE	G502	2	EA	36.00	72.00
30505ME011	OVERHAUL KIT FOR NEPTUNE NOX OUT METERIN	G503	1	EA	339.96	339.96
30512ME004	PUMP, PARKER H49AA1B, 8 GPM,CCW ROTAION	G503	1	EA	348.85	348.85
30505ME002	VALVE BALLS, FOR NEPTUNE METERING PUMP 5	G503	3	EA	77.70	233.10
30505ME003	O RING,VALVE SEAT, FOR NEPTUNE METERING	G503	7	EA	4.20	29.40
30505ME004	SPACER, DISCHARGE, FOR NEPTUNE METERING	G503	3	EA	12.30	36.90
30505ME005	SPRING,ANTI-SIPHON, FOR NEPTUNE METERING	G503	2	EA	44.47	88.94
30505ME006	GUIDE, BALL FOR METERING PUMP	G503	4	EA	36.90	147.60
30505ME007	STACK SPACER, FOR NEPTUNE METERING PUMP	G503	4	EA	29.40	117.60
30505ME008	SEAT, VALVE FOR NEPTUNE METERING PUMP 56	G503	0	EA	77.70	-
30505ME009	OVERHAUL KIT FOR NOX OUT WATER BOOSTER P	G503	1	EA	208.00	208.00
30505ME010	OVERHAUL KIT FOR NOX OUT WATER CIRC PUMP	G503	1	EA	208.00	208.00
30505ME012	SPRING,ANTI SYPHON FOR NEPTUNE NOX OUT M	G503	4	EA	7.70	30.80
30505ME104	ROTOMETER, 1/2IN GLASS TUBE	G503	1	EA	578.03	578.03
30505ME101	QUICK CONNECT, 1/2IN , ATOMIZING AIR	G504	2	EA	60.13	120.26
30505ME102	QUICK CONNECT, 1/2IN , ATOMIZING AIR	G504	4	EA	82.92	331.68
30505ME103	QUICK CONNECT, 1/2IN , ATOMIZING AIR	G504	3	EA	66.00	198.00
30505ME106	VALVE, 1/2IN CHEMICAL METERING, PARKER	G504	3	EA	75.65	226.94

ITEM #	DESCRIPTION	PICKING SEQ	QTY ON HAND	UOM	AVG COST	TOTAL COST
30505ME107	VALVE, 1/2IN CHEMICAL/AIR, BALL VALVE	G504	1	EA	153.70	153.70
30505ME108	VALVE, 1/2IN AIR CHECK VALVE	G504	2	EA	72.87	145.73
30505ME109	GAUGE, 1/4IN AIR PRESSURE	G504	4	EA	60.94	243.76
30505ME110	GAUGE, 1/4IN CHEMICAL PRESSURE	G504	3	EA	74.75	224.25
30505ME111	KIT, SPRING CAGE AND KNOB, WATTS	G504	1	EA	9.52	9.52
30505ME112	KIT, DIAPHRAGM & DISK ASSBY., WATTS	G504	12	EA	25.31	303.71
30512ME007	FILTER,OIL,10 UM,SPIN ON,FOR MO ID LUBE OIL SKID	G504	6	EA	12.63	75.75
30512ME008	FILTER, SUCTION	G504	6	EA	31.06	186.37
35963	KIT,PUMP,REBUILD,FOR NEPTUNE CHEMICAL PUMP	G504	2	EA	581.40	1,162.80
30504EI002	MOTOR,CARBON FEED SCREW	G506	4	EA	539.21	2,156.85
30503ME012	BUSHING KIT FOR OUTLET DAMPER POPPET VALVE	G601	1	EA	76.50	76.50
30503ME013	SEAL KIT, ROD--FOR OUTLET DAMPER POPPET	G601	11	EA	56.00	616.00
30503ME016	JAM NUT, OUTLET DAMPER POPPET VALVES	G601	3	EA	6.40	19.20
30503ME017	VEE-RING PACKING SETS GARLOCK STYLE 7960	G601	3	EA	125.55	376.65
30503ME018	SEAL KIT, PISTON--FOR DEFLATION DAMPER P	G601	2	EA	18.10	36.20
30503ME056	KIT, REPAIR AIR CYL - 8 STRK FOR RECIRC & DEFLA DAMPERS	G601	3	EA	46.13	138.39
30503ME057	KIT, REPAIR AIR CYL - 10 STRK RECIRC & DEFLA B101 & B102	G601	2	EA	76.64	153.27
30503ME058	KIT, REPAIR AIR CYL - 22 STRK OUTLET	G601	7	EA	98.34	688.38
35600EI002	CAPACITOR, MEPCO/ELECTRA 7700UF - 10+, 5	G602	3	EA	83.70	251.10
35600EI003	CAPACITOR, AEROVOX 25MF 660V, PROTECTED	G602	1	EA	30.00	30.00
35600EI004	CAPACITOR, MEPCO	G602	1	EA	40.00	40.00
35600EI005	CAPACITOR, SHANGAMD	G602	2	EA	25.00	50.00
35600EI006	CAPACITOR, 300 VOLT, 10.0 MFD	G602	1	EA	183.86	183.86
35600EI007	CAPACITOR, 1056 OI 100 VAC, G.E. #61L37	G602	4	EA	124.12	496.46
30512ME006	VALVE, RELIEF FOR BUDZAR MOD.2LOC-80-8-2	G602	1	EA	114.00	114.00
35600EI001	RELAY, SPB	G602	3	EA	455.00	1,365.00
30503ME033	SHAKER ARM ASSEMBLY FOR LIME SILO MODEL:	G603	6	EA	84.65	507.90
30512ME005	PUMP, PARKER H49AA2B, 8 GPM,CW ROTAION F	G603	1	EA	390.19	390.19
30503ME060	COVER -- GRID ASSY. FOR FALK 1080T10 GRID COUPLING DEFLATIO	G603	1	EA	69.74	69.74

Schedule 16A – Initial Spare Parts List

ITEM #	DESCRIPTION	PICKING SEQ	QTY ON HAND	UOM	AVG COST	TOTAL COST
30503ME021	CYLINDER, AIR NUMATIC 8 STRK, RECIRC & DEFLATION DAMPER B-1	G604	1	EA	392.36	392.35
30503ME035	SHAFT, ECCENTRIC FOR LIME SILO MODEL: WA	G604	1	EA	440.00	440.00
30503ME015	ROD, ALIGNER FOR OUTLET DAMPER POPPET	G604	7	EA	495.13	3,465.91
30503ME031	END SHAFT, SHORT-FOR FABRIC FILTER	G604	2	EA	240.00	480.00
30503ME032	END SHAFT, LONG-FOR FABRIC FILTER	G604	2	EA	240.00	480.00
30503ME043	BUSHING, TAPER-LOCK, 1-3/8IN	G604	1	EA	11.82	11.82
30503ME044	PULLEY, V-BELT, 3 GRV, 3.35IN OD FOR BAG HOUSE SHAKER MOTOR	G604	1	EA	36.25	36.25
30503ME052	COUPLING,FALK STEELFEX-#1080T10 W/BORES-	G604	1	EA	161.79	161.79
350-4020	GRID,COUPLING,TAPERED,SERIES 1080T	G604	1	EA	171.16	171.16
0000158349	VIBRATOR,ELECTRIC FOR CARBON SYSTEM	G605	6	EA	247.39	1,484.34
1136	BEARING,PILLOW BLOCK, 2-7/16IN ID, BALL, FIXED, 2 BOLT MNT	G605	1	EA	474.29	474.29
29297	BEARING,PILLOW BLOCK, 2-7/16IN ID, FLOATING, 2 BOLT MNT	G605	1	EA	613.93	613.93
30503ME030	KNIFE EDGE ASSEMBLY FOR LIME SILO MODEL:	G605	12	EA	40.00	480.00
30512EI001	MOTOR, ID FAN COOLER PUMP	G606	1	EA	198.98	198.98
30503ME034	CONNECTING ROD ASSEMBLY FOR LIME SILO MO	G702	3	EA	91.95	275.85
0000153714	ACTUATOR,GEAR,FOR BAGHOUSE INLET DAMPER	G704	3	EA	209.40	628.19
0000154602	VIBRATOR,SILENT TURBINE,BVS-380HT,FOR FF HOPPERS	G704	7	EA	518.20	3,627.40
30503ME019	CYLINDER, AIR-NUMATIC 10 STRK - SS ROD. DEFLATION & RECIRC	G705	6	EA	568.00	3,408.00
30505ME113	PUMP, SNCR WATER BOOSTER, W/MOTOR	G706	1	EA	2,588.80	2,588.80
0000164604	FILTER,ELEMENT,POST,CE5	G802	5	EA	-	-
0000164605	FILTER,ELEMENT,POST,CE6	G802	5	EA	-	-
0000154607	VENT,AIR,WMD	G803	4	EA	414.33	1,657.33
0000154608	BREAKER,VACUUM,WMD	G803	3	EA	150.00	450.00
0000154609	KIT,FLOAT,DRIP TRAP,WMD	G803	3	EA	960.00	2,880.00
0000154610	KIT,FLOAT,STEAM TRAP,WMD	G803	3	EA	1,602.00	4,806.00
0000154611	VALVE,PMPC,PUMP SKID	G803	3	EA	340.00	1,020.00
0000154612	PUMP,REPLACEMENT,PMPC	G804	3	EA	2,544.00	7,632.00
0000164603	GUARD,COUPLING	G805	1	EA	-	-
50346	SLEEVE,COUPLING,FLEXIBLE INSERT,1 PIECE SOLID,SERIES 9JE,6IN	G805	1	EA	-	-

Schedule 16A – Initial Spare Parts List

ITEM #	DESCRIPTION	PICKING SEQ	QTY ON HAND	UOM	AVG COST	TOTAL COST
0000156035	SWITCH,ETHERNET,FOR TURBO NET	GG100	1	EA	941.00	941.00
0000158344	SWITCH,I/O,FOR TURBONET	GG100	1	EA	1,421.54	1,421.54
11201EI019	POWER SUPPLY FOR TURBONET HISTORIAN	GG100	1	EA	649.20	649.20
16453EI255	LEVEL DETECTORS PUG MILL SURGE BIN	GG100	1	EA	411.00	411.00
0000156671	WINDOW ASSEMBLY,DURASTAR-DOUBLE,LED ILLUMINATOR,FOR STEAM DR	GG103	1	EA	1,932.00	1,932.00
0000156672	CORD,EXTENSION,DURASTAR,6.5 FT	GG103	1	EA	111.00	111.00
148547	SEAL,SHAFT, ROTARY	GG104	2	EA	70.71	141.42
148548	SEAL,SHAFT, ROTARY	GG104	2	EA	75.03	150.06
148549	BEARING,BALL, SELF ALIGNING, FOR STEINERT NON FERROUS SYSTEM	GG104	2	EA	595.99	1,191.97
109445	MODULE, INPUT, ANALOG,14 BIT RESOLUTION, 4-20MA I/P, 8 CHNL,	GG200	0	EA	637.11	-
11201EI007	OUTPUT MODULE, 8 CHANNEL 4-20MA	GG200	1	EA	383.00	383.00
11201EI008	SUPPLY, DC PWR 12/24 VDC	GG200	3	EA	208.25	624.75
11201EI01	INPUT MODULE, 8 CHANNEL 12/24V ANALOG	GG200	0	EA	637.11	-
11201EI011	CONTROLLER, ETHERNET BASE	GG200	1	EA	639.65	639.65
11201EI012	INPUT, SINK SOURCE 16 PT 12/24/ VDC	GG200	1	EA	290.50	290.50
11201EI013	RTD, 16 CHANNELS	GG200	1	EA	803.67	803.67
11201EI014	RELAY 24 VDC	GG200	1	EA	11.33	11.33
11201EI015	MODULE, 8-PT 12/24 VDC OUTPUT	GG200	1	EA	138.25	138.25
11201EI016	INPUT, THERMOCOUPLE	GG200	1	EA	-	-
11201EI017	MONITOR, VIBRATION	GG200	1	EA	1,935.00	1,935.00
11201EI018	COUNTER, IO 9-30VDC	GG200	1	EA	1,210.50	1,210.50
0000153721	REACTOR,LINE,5HP	GG201	0	EA	197.44	-
0000158723	VALVE,4/2-WAY FOR GRAPPLE	GG201	2	EA	534.23	1,068.45
0000153246	DRIVE, VARIABLE FREQUENCY, 15HP, 380/480VAC, 24A	GG202	1	EA	2,063.95	2,063.95
0000153248	MODULE, COMMUNICATION, VFD	GG202	1	EA	238.12	238.12
0000153718	FAN,FILTER,169 CFM	GG202	1	EA	275.00	275.00
0000153719	FILTER,EXHAUST	GG202	1	EA	115.00	115.00
0000153720	REACTOR,LINE,3HP	GG202	1	EA	194.00	194.00
0000153722	REACTOR,LINE,7.5HP	GG202	1	EA	140.00	140.00

ITEM #	DESCRIPTION	PICKING SEQ	QTY ON HAND	UOM	AVG COST	TOTAL COST
0000153723	DRIVE,VARIABLE FREQUENCY,3HP,6.1A	GG202	1	EA	379.34	379.34
0000153724	DRIVE,VARIABLE FREQUENCY,7.5HP,10A	GG202	3	EA	658.83	1,976.49
0000153725	MODULE,STANDARD I/O,FOR CFW500 VFD	GG202	3	EA	166.67	500.01
101684	SKIRTING,CONVEYOR,SIDE,RUBBER,DIMS 4X75X2755,FOR STEINERT ED	GG203	2	EA	56.00	112.00
145987	ROLLER,GUIDE,SIDE,FOR STEINERT EDDY CURRENT SEPARATOR	GG203	1	EA	-	-
147031	SENSOR, FOR STEINERT NON FERROUS SYSTEM, OFF TRACK	GG203	3	EA	77.32	231.96
148469	CONNECTOR, SENSOR CABLE, FOR STEINERT EDDY CURRENT SYSTEM	GG203	2	EA	12.37	24.74
148474	RUBBER, FOR TORQUE ARM	GG203	1	EA	4.75	4.75
148486	SWITCH, EMERGENCY STOP, FOR STEINERT NON FERROUS SYSTEM	GG203	1	EA	686.48	686.48
148487	SWITCH, EMERGENCY STOP, FOR STEINERT NON FERROUS SYSTEM	GG203	1	EA	458.85	458.85
148488	SWITCH, EMERGENCY STOP, FOR STEINERT NON FERROUS SYSTEM	GG203	1	EA	497.86	497.86
148495	TERMINAL,INTERFACE, PANELVIEW C1000 TOUCHSCREEN, SZ 10.4IN D	GG203	1	EA	3,279.85	3,279.85
148508	PROCESSOR,PLC, 24VDC, 24 INPUT 16 OUTPUT CHNL, FOR ALLEN BRA	GG203	1	EA	590.70	590.69
101683	BEARING,TAKEUP,BELT ADJUSTMENT ECS	GG204	2	EA	203.53	407.06
104684	SENSOR,OFF TRACK,TILT,FOR JOEST NON-FERROUS SYSTEM,VC4	GG204	1	EA	1,475.00	1,475.00
143164	ARM,TORQUE,TYPE SA 67,FOR STEINERT EDDY CURRENT SEPARATOR	GG204	1	EA	58.52	58.52
143390	SHAFT,STUB,NON DRIVE SIDE,FOR STEINERT EDDY CURRENT SEPARATO	GG204	1	EA	339.46	339.45
143898	SHAFT,STUB,DRIVE SIDE,FOR STEINERT EDDY CURRENT SEPARATOR NE	GG204	1	EA	498.78	498.77
147272	VFD,5.5KW / 7.5HP,380/480VAC,0.1HZ - 599HZ,3 PH,CONSTANT TOR	GG204	1	EA	2,443.34	2,443.34
147273	VFD,3KW,380/480VAC,0.1HZ - 599HZ,3 PH,CONSTANT TORQUE,FOR ST	GG204	1	EA	2,162.36	2,162.36
0000167303	RELAY,HEA LOCKOUT	GG300	1	EA	-	-
0000167307	SWITCH,LIQUID LEVEL CONTROL	GG300	1	EA	-	-
0000151898	GASKET, CLAMP PLATE TO COOLER BUNDLE	GG301	6	EA	70.00	420.00
0000151920	GASKET, MANWAY	GG301	1	EA	100.00	100.00
0000151924	GASKET, HV BUSHING	GG301	2	EA	36.00	72.00
0000151791	BOLT, INSULATED WITH WASHER CE BEARING	GG302	4	EA	80.00	320.00
0000151795	BUSHING, VALVE, BYPASS ASSEMBLY	GG302	1	EA	450.00	450.00
0000151801	NUT, VALVE BODY TO VALVE COVER	GG302	2	EA	160.00	320.00
0000151805	WASHER, LOCK, COUPLING BOLT	GG302	5	EA	30.00	150.00

ITEM #	DESCRIPTION	PICKING SEQ	QTY ON HAND	UOM	AVG COST	TOTAL COST
0000151814	PIN, STEM TO CROSSHEAD	GG302	5	EA	65.00	325.00
0000151819	PIN, BEARING CUP	GG302	2	EA	250.00	500.00
0000151829	KEY, PINION	GG302	1	EA	150.00	150.00
0000151830	SCREW, SET, PINION	GG302	1	EA	6.00	6.00
0000151831	SCREW, SET, PINION	GG302	1	EA	6.00	6.00
0000151833	BEARING, HYD CYL TO SUPPORT	GG302	2	EA	120.00	240.00
0000151834	PIN, TAPER, RACK TO HYD CYL	GG302	1	EA	5.00	5.00
0000151836	O-RING, HYD CYL TO MANIFOLD	GG302	3	EA	1.35	4.05
0000151841	SPRING, AIR DUMP VALVE	GG302	1	EA	440.00	440.00
0000151845	O-RING, CONTROL VALVE TO MANIFOLD	GG302	2	EA	1.04	2.08
0000151846	O-RING, COVER TO SUPPORT	GG302	1	EA	2.80	2.80
0000151847	O-RING, SUPPORT TO SUPPORT	GG302	1	EA	3.86	3.86
0000151848	GASKET, BELLOWS TO DISC	GG302	1	EA	5.00	5.00
0000151849	GASKET, DISCHARGE PIPE	GG302	1	EA	7.10	7.10
0000151851	SEAL, OIL	GG302	1	EA	12.00	12.00
0000151855	SEAL, OIL, 1ST REDUCTION SHAFT	GG302	1	EA	15.00	15.00
0000151856	GASKET, 1ST REDUCTION SHAFT COVER	GG302	2	EA	6.00	12.00
0000151858	O-RING, CONTROL LINKAGE	GG302	1	EA	2.25	2.25
0000151859	SEAL, OIL, MOTOR SHAFT	GG302	1	EA	20.00	20.00
0000151860	GASKET, MOTOR SHAFT COVER	GG302	1	EA	4.43	4.43
0000151862	O-RING, BYPASS ASSY COVER	GG302	1	EA	2.63	2.63
0000151865	KLOZURE, RESET ROD	GG302	1	EA	18.00	18.00
0000151866	KLOZURE, TRIP ROD	GG302	2	EA	20.72	41.44
0000151872	O-RING, CAP TO VALVE BODY	GG302	1	EA	4.00	4.00
0000151873	O-RING, COVER TO BODY	GG302	1	EA	4.00	4.00
0000151874	RING, PISTON	GG302	1	EA	128.35	128.35
0000151876	DIAPHRAGM	GG302	1	EA	254.02	254.02
0000151880	SET, O-RING, DUAL STAGE FILTER	GG302	6	EA	30.00	180.00
0000151895	NUT, HORIZONTAL JOINT, FOR ITEM 12	GG302	1	EA	35.00	35.00

ITEM #	DESCRIPTION	PICKING SEQ	QTY ON HAND	UOM	AVG COST	TOTAL COST
0000151902	BOLT, INSULATED, H2 SEAL CSG TO ENDSHIELD CE	GG302	8	EA	80.00	640.00
0000151903	DIAPHRAGM, H2 DIFFERENTIAL GOV	GG302	1	EA	1,133.64	1,133.64
0000151904	O-RING, POPPET STEM H2 DIFF GOV	GG302	1	EA	313.41	313.41
0000151905	O-RING, CAP H2 DIFF GOV	GG302	1	EA	135.50	135.50
0000151906	O-RING, BODY H2 DIFF GOV	GG302	2	EA	535.01	1,070.02
0000151909	GASKET, BORESCOPE FLANGE HP HEAD	GG302	2	EA	8.00	16.00
0000151912	GASKET, BORESCOPE FLANGE EXH CSG	GG302	2	EA	6.00	12.00
0000151915	WASHER, LOCK, TURBINE TO GENERATOR COUPLING	GG302	12	EA	18.00	216.00
0000151923	PLATE, LOCKING, FAN BLADE	GG302	28	EA	6.00	168.00
0000151796	VALVE, BYPASS	GG303	1	EA	2,000.00	2,000.00
0000151798	PIN, STEM TO DISC	GG303	1	EA	24.81	24.81
0000151808	PISTON, DUMP VALVE	GG303	1	EA	9,108.83	9,108.83
0000151810	BEARING CUP ASSEMBLY UPPER	GG303	2	EA	2,150.00	4,300.00
0000151813	BEARING, CUP LOWER	GG303	2	EA	215.00	430.00
0000151817	SCREW, CAP LOWER BUSHING CLAMP PLATE	GG303	8	EA	10.65	85.20
0000151818	SCREW, SET, XHD TO UPR BEARING CUP ASSEMBLY	GG303	2	EA	0.41	0.82
0000151839	SCREW, DU RETAINER SIDE AND BACK DU STRIP	GG303	18	EA	0.85	15.30
0000151852	BUSHING, 1ST REDUCTION	GG303	2	EA	125.00	250.00
0000151853	BUSHING, 2ND REDUCTION PINION	GG303	2	EA	125.00	250.00
0000151861	BUSHING, CONTROL LINKAGE	GG303	2	EA	17.43	34.86
0000151864	BEARING, RESET ROD	GG303	2	EA	6.19	12.38
0000151875	SPRING, PISTON	GG303	1	EA	1,007.31	1,007.31
0000151877	SPRING	GG303	1	EA	3,070.37	3,070.37
0000151879	DESICCANT, AIR DRYER	GG303	1	EA	633.18	633.18
0000151893	BOLT, HORIZONTAL JOINT, LOCATION B	GG303	2	EA	14.06	28.12
0000151802	SEAL, STEM PSH	GG304	1	EA	1,900.00	1,900.00
0000151837	STRIP, DU SIDE, DU RETAINER	GG304	2	EA	165.00	330.00
0000151854	BUSHING, 2ND REDUCTION GEAR	GG304	2	EA	150.00	300.00
0000151901	SPRING, H2 SEAL RING TE CE	GG304	2	EA	180.00	360.00

ITEM #	DESCRIPTION	PICKING SEQ	QTY ON HAND	UOM	AVG COST	TOTAL COST
0000151917	NOZZLE, SPRAY, EXHAUST HOOD	GG304	4	EA	158.77	635.08
0000151925	GASKET, TERMINAL PLATE	GG304	1	EA	93.71	93.71
0000156325	REAGENTS,PHOSPHATE,AMI,FOR STEAM/WATER ANALYSIS SYSTEM	GG401	2	EA	498.00	996.00
0000156326	SENSOR,PHURE,ISM,W/16.5FT CABLE FOR STEAM/WATER ANALYSIS SYS	GG401	1	EA	697.00	697.00
0000156328	PROBE,PH/ORP,ISM,32501-SG-120 FOR STEAM/WATER ANALYSIS SYSTE	GG401	2	EA	482.00	964.00
0000156329	KIT,POLYMETRON DISSOLVED O2 SENSORW/ACCESSORIES FOR STEAM/WA	GG401	1	EA	2,266.00	2,266.00
0000156330	SENSOR,CONDUCTIVITY,K 0.01 FOR STEAM/WATER ANALYSIS SYSTEM	GG401	1	EA	599.00	599.00
0000156331	SENSOR,CONDUCTIVITY,K 0.1 FOR STEAM/WATER ANALYSIS SYSTEM	GG401	1	EA	580.00	580.00
0000156332	CABLE,SENSOR,CONDUCTIVITY,10 METER FOR STEAM/WATER ANALYSIS	GG401	1	EA	384.00	384.00
0000156333	CABLE,SENSOR,CONDUCTIVITY,5 METER FOR STEAM/WATER ANALYSIS S	GG401	1	EA	259.00	259.00
0000156335	COLUMN,RESIN,REFILLABLE FOR STEAM/WATER ANALYSIS SYSTEM	GG401	1	EA	225.00	225.00
0000156336	KIT,RC-100 RESIN COLUMN O-RINGS/DISKS FOR STEAM/WATER ANALYS	GG401	7	EA	31.00	217.00
0000156337	VALVE,SAMPLE MANIFOLD,4 POINT 12VDC 1/8IN FOR STEAM/WATER AN	GG401	1	EA	850.00	850.00
0000156338	KIT,MAINTENANCE FOR MANIFOLD VALVE 12VDC FOR STEAM/WATER ANA	GG401	4	EA	82.00	328.00
0000156345	O-RING,WATER PIPE TO WEIR FOR SLAKER	GG402	1	EA	20.00	20.00
0000156346	GASKET,END PLATE 8K FOR SLAKER	GG402	1	EA	138.00	138.00
0000156347	O-RING,OVER BOOT FOR SLAKER	GG402	2	EA	2.00	4.00
0000156351	GASKET,SERVICE ENTRY FOR SLAKER	GG402	2	EA	52.00	104.00
0000156352	GASKET,DUST ARRESTOR FOR SLAKER	GG402	2	EA	18.00	36.00
0000156353	GASKET,SPRAY BAR FOR SLAKER	GG402	2	EA	13.00	26.00
0000156354	NOZZLE,SPRAY BAR FOR SLAKER	GG402	3	EA	63.00	189.00
0000156355	NOZZLE,DUST ARRESTOR FOR SLAKER	GG402	1	EA	90.00	90.00
0000156356	VFD,2HP FOR SLAKER	GG402	1	EA	866.00	866.00
0000156357	VFD,1.5HP FOR SLAKER	GG402	1	EA	821.00	821.00
0000156358	PLC,COMPACKLOGIX FOR SLAKER	GG402	1	EA	3,791.00	3,791.00
0000156359	PLC,MODULE, MODBUS FOR SLAKER	GG402	1	EA	2,656.00	2,656.00
0000156360	OIT,12IN TOUCHSCREEN FOR SLAKER	GG402	2	EA	2,428.72	4,857.44
0000156361	POWER SUPPLY,24VDC FOR SLAKER	GG402	1	EA	326.00	326.00
0000156362	RELAY,CONTROL CUBE,24VDC,4PDT FOR SLAKER	GG402	1	EA	13.00	13.00

ITEM #	DESCRIPTION	PICKING SEQ	QTY ON HAND	UOM	AVG COST	TOTAL COST
0000156363	RELAY,CONTROL,24VDC,SPDT FOR SLAKER	GG402	3	EA	27.00	81.00
0000156452	O-RING,FRONT OF BOOT FOR SLAKER	GG402	2	EA	1.00	2.00
0000156454	SWITCH AND ENCLOSURE FOR SLAKER	GG402	1	EA	117.00	117.00
0000156453	VALVE,ELECTRONIC TORQUE FOR SLAKER	GG403	1	EA	2,642.44	2,642.44
0000158302	POSITIONER,DILUTION WATER CONTROL VALVE	GG403	2	EA	1,249.83	2,499.65
0000158303	VALVE,DILUTION WATER CONTROL	GG403	2	EA	2,195.00	4,390.00
0000148780	PROBE, LEVEL, 34IN LG, 316/316L SS, FOR BAGHOUSE	GGTOP	3	EA	692.12	2,076.36
0000156334	SAMPLE SEQUENCER FOR STEAM/WATER ANALYSIS SYSTEM	GGTOP	1	EA	3,570.00	3,570.00
0000166277	TRANSMITTER,FLUE GAS OXYGEN	GGTOP	1	EA	-	-
20318ME016	GASKET, #2 DA, 12IN X 16IN , CHICAGO HEATER	GSKTWALL	5	EA	70.38	351.90
130073	ROCKER,LEG ASSEMBLY,FOR GK VIBRATING CONVEYOR	H101	9	EA	181.00	1,629.00
16450ME201	BEARING, PILLOW BLOCK, 2-15/16IN for GK VIBRATING CONVEYOR	H101	2	EA	814.28	1,628.56
16450ME202	SHEAVE, DRIVE, GK VC	H101	2	EA	625.00	1,250.00
GRIZ000004	BOLT,HEXAGONAL, SZ 1IN-8 X 10IN LG, FOR GK VIBRATING CONVEYO	H101	2	EA	12.64	25.28
16450ME203	BUSHING, DRIVE, FOR GK VIBRATING CONVEYOR	H102	5	EA	85.00	425.00
16450ME204	BUSHING, DRIVEN, FOR GK VIBRATING CONVEYOR	H102	2	EA	161.20	322.40
16450ME207	SPROCKET, DRIVEN, GK VC	H102	3	EA	217.57	652.71
16450ME215	ROD, THRU, SHEARMOUNT DRIVE W/SPACER	H102	5	SET	-	-
16450ME233	LOCKNUT, HEX 1-1/2IN - 6 HEAVY FULL GK 10-20-01-14	H102	13	EA	27.09	352.10
21921	DAMPENER,VIBRATION,DRIVE RUBBER TOROID,SIZE 17-1/8IN OD,FOR	H103	4	EA	602.57	2,410.28
16450ME213	BOLT, 1IN X 6IN LG, BOWMALLOY	H103	17	EA	8.41	142.97
16450ME231	CAP SCREW, HX HEAD, 1IN - 8 X 10IN BOWMALLOY FASTERNERS FOR	H103	8	EA	30.57	244.55
21909	PLATE,ALUMINUM,FOR GK VIBRATING CONVEYOR	H103	6	EA	250.00	1,500.00
141702	BUSHING,ROCKER LEG,BRONZE,FOR GK VIBRATING CONVEYOR	H104	36	EA	42.00	1,512.00
69554	WASHER,SPRING,1-1/16IN INSIDE DIAMETER,3IN OUTSIDE DIAMETER,	H104	31	EA	8.45	262.04
16450ME216	WASHER, SPRING, 1IN GK VC, THIN	H104	140	EA	1.00	139.46
16450ME228	BOLT, HEX, HEAVY DUTY, 1-8 X 7IN LG BOWMALLOY	H104	28	EA	14.42	403.89
16450ME229	BOLT, HEX, HEAVY DUTY, 1-8 X 6-1/2IN LG BOWMALLOY	H104	25	EA	9.15	228.71
16450ME230	BOLT, HEX, HEAVY DUTY, 1-8 X 7-1/2IN LG BOWMALLOY	H104	26	EA	15.39	400.07

ITEM #	DESCRIPTION	PICKING SEQ	QTY ON HAND	UOM	AVG COST	TOTAL COST
20359	NUT,LOCK,SIZE 1IN-8 TPI,FOR GK VIBRATING CONVEYOR	H104	80	EA	7.81	624.88
9084940012	BOLT,HEXAGONAL,SIZE 1IN-8 X 4IN LG,GRADE 5,ZINC PLTD FINISH,	H104	71	EA	4.67	331.82
9084940013	BOLT,HEXAGONAL,SIZE 1IN-8 X 4-1/2IN LG,FOR GK VIBRATING CONV	H104	61	EA	6.55	399.75
16450ME300	DUAL TWIST TENSIONERS, MARTIN ENG. EPPER	H201	2	EA	902.12	1,804.24
16450ME224	SHEAVE/PULLEY, VC-1,2 W/ 2 1/8 BUSHING	H201	1	EA	204.30	204.30
16450ME301	ROLLER, TRACKING GUIDE	H201	6	EA	36.54	219.24
16450ME302	BUSHING, TAPER-LOCK 2-1/8IN	H201	2	EA	8.06	16.11
16450ME303	BUSHING, TAPER-LOCK, 1-5/16IN	H201	1	EA	-	-
16450ME305	ELEMENT, ELASTOMER COUPLING, PX-80, 2012	H201	2	EA	108.50	217.00
66163	BUSHING,QD,TYPE SK,2-3/16IN BORE DIAMETER	H201	1	EA	27.45	27.45
10835	SWITCH,SELECTOR, 3 POS, 1NO 1NC, 600VAC, 10A	H202	2	EA	62.55	125.10
148128	COUPLING,POWER TRANSMISSION, FLEXIBLE, 1-1/2IN BORE	H202	1	EA	13.65	13.65
148129	COUPLING,POWER TRANSMISSION, 1-1/2IN BORE, 3IN LG, BUN NITRA	H202	3	EA	11.34	34.01
148130	COUPLING,POWER TRANSMISSION, FLEXIBLE, 1-1/2IN BORE, 1-1/8IN	H202	2	EA	11.39	22.78
16450EI051	STOP SWITCH FOR SPEED SWITCH MS1-SS	H202	2	EA	621.95	1,243.90
16453EI007	SWITCH, SPEED, DAZIC 1/2 - 2 RPM	H202	1	EA	1,046.00	1,046.00
16453EI008	LIMIT SWITCH FOR PLATTCO SDA KNIFE MOD	H202	1	EA	497.42	497.42
16453EI009	SOLENOID VALVE, SILENCER, FOR SDA MUFFLER	H202	185	EA	5.87	1,086.81
16453EI012	SWITCH, DAZIC - ASH SCREW CONVEY 15-200 RPM	H202	2	EA	812.64	1,625.27
16453EI013	SWITCH, SPEED, DAZIC 2-25 RPM	H202	2	EA	1,190.90	2,381.79
16453EI014	SOLENOID, SMC PNEUMATICS INC.NVS5000 SER	H202	1	EA	269.68	269.68
16453EI015	VIBRATOR, BIN, FOR PUG MILL	H202	3	EA	997.95	2,993.85
16453EI016	HEATER, HEATUBE-475-033-0070, 3KW 480V ,	H202	1	EA	508.00	508.00
44049	SEAL, SHAFT, ACTUATING, FOR PLATTCO VALVE	H202	16	EA	5.31	85.00
141446	PIN,COTTER,FOR PLATTCO VALVE	H203	161	EA	0.28	45.24
16453ME001	BEARING, ACTUATING SHAFT, FOR PLATTCO VALVE	H203	2	EA	28.00	56.00
16453ME005	LINK,ACTUATING ASSEMBLY FOR PLATTCO #3 F	H203	1	EA	882.07	882.07
16453ME007	RETAINER, SEAL, FOR PLATTCO VALVE 3 FABRIC FILT	H203	7	EA	43.69	305.85
16453ME012	PIN, WRIST, FLAPPER	H203	10	EA	79.38	793.81

Schedule 16A – Initial Spare Parts List

ITEM #	DESCRIPTION	PICKING SEQ	QTY ON HAND	UOM	AVG COST	TOTAL COST
16453ME014	PIN, COTTER, FLAP GATE, 5/32X1-3/4IN	H203	77	EA	0.16	12.06
16453ME015	ARM, ACTUATING, ASSEMBLY	H203	2	EA	948.78	1,897.56
16453ME032	WASHER, LOCK 1/2 EXTERNAL TOOTH PLATTCO DOUBLE DUMPS	H203	130	EA	0.17	22.10
36785	PIN,CONNECTING,PNEUMATIC CYLINDER MNTG,FOR PLATTCO VALVE	H203	11	EA	138.22	1,520.41
44165	WASHER, FOR PLATTCO VALVE FLAPPER PIN	H203	37	EA	0.33	12.21
16453ME100	ADAPTER, GEARBOX	H204	2	EA	273.76	547.52
16453ME153	SHAFT STUB, 2IN X 12IN COUPLER 4 HOLE HARDE # 2 ECON	H204	2	EA	95.07	190.14
16453ME101	SEAL, ADAPTER LIP	H204	4	EA	-	-
16453ME102	RING, ADAPTER SEAL RETAINING	H204	2	EA	-	-
44037	SHAFT, ACTUATING, FOR PLATTCO VALVE	H204	10	EA	512.50	5,125.00
126891	BEARING,HANGER,STYLE 326,2IN INSIDE DIAMETER,FOR SCREW CONVE	H301	3	EA	142.57	427.70
16453ME145	HANGER, TAMM 316-16 X 3IN NEW 16IN FF SCREWS	H301	2	EA	230.36	460.72
148367	PULLEY,V-BELT,4 GROOVE,DRIVE	H302	1	EA	56.05	56.05
16450ME350	FLEX COUPLING, MARTIN E9 GALLERY BELT MOTOR COUPLING	H302	1	EA	-	-
16453ME176	BEARING, PILLOW BLOCK, 3IN	H302	2	EA	-	-
16453ME177	SHEAVE, 2 GROOVE DRIVER FOR ASH COLLECT	H302	2	EA	281.40	562.80
16453ME178	SHEAVE, 2 GROOVE, DRIVEN FIR ASH COLLECT	H302	1	EA	199.76	199.76
ASHCD00045	PULLEY,V-BELT,4 GROOVE,14IN OUTSIDE DIAMETER,BELT SECTION 3V	H302	1	EA	233.76	233.76
44087	ROD,CLEVIS,PNEUMATIC CYLINDER ASSEMBLY,SIZE 12IN,FOR PLATTCO	H303	6	EA	208.72	1,252.30
124401	VALVE, METERING, AIR, SZ 3/8IN, FOR PLATTCO VALVE	H303	7	EA	73.65	515.55
16453ME023	PIN, CLEVIS FOR FF DOUBLE DUMPS	H303	11	EA	22.75	250.25
16453ME161	QD SHEAVE MARTIN HI-CAP 3-3V335 SH FABRIC FILTER SHAKER	H303	1	EA	36.25	36.25
16453ME181	QD BUSHING SH MARTIN SH 1 3/8IN BORE FOR ASH COLLECT	H303	5	EA	18.17	90.85
16453ME182	BUSHING, SK X 2-1/4IN	H303	3	EA	33.51	100.53
16453ME204	BEARING,PILLOW BLOCK, 1-15/16IN ID, SPHERICAL ROLLER, FIXED,	H303	2	EA	298.03	596.06
44159	SCREW,SET,VALVE SEAT,FOR PLATTCO VALVE 10IN	H303	12	EA	12.57	150.84
59285	KEY, ACTUATING ARM, SZ 10IN, FOR PLATTCO VALVE MODEL H-1022	H303	23	EA	2.32	53.45
64044	BEARING,PILLOW BLOCK,1-15/16IN INSIDE DIAMETER,BALL,2 BOLT M	H303	3	EA	421.10	1,263.29
67579	NUT, HEXAGONAL, SEAT SCREW, SZ 1/2IN, FOR PLATTCO VALVE	H303	35	EA	0.17	5.95

Schedule 16A – Initial Spare Parts List

ITEM #	DESCRIPTION	PICKING SEQ	QTY ON HAND	UOM	AVG COST	TOTAL COST
70182	MOUNT,MOTOR	H303	1	EA	262.15	262.15
16453ME201	VARI SPEED DRIVE SPROCKET/ PM ROTARY FEED DRIVE 80BS19HT	H304	1	EA	80.61	80.61
16453ME256	CHAIN, FT DIAMOND, 80 W/CONNECTOR LINKS	H304	10	FT	19.74	197.40
16453ME257	DRIVEN, SPROCKET 80B65 X 1 15/16 PM	H304	1	EA	421.52	421.52
107648	BUSHING,TAPER-LOCK,TYPE 2517,2-1/2IN BORE DIAMETER	H401	2	EA	19.13	38.26
152-6351	BUSHING,TAPER-LOCK,TYPE 2012,1-1/4IN BORE DIAMETER,1-1/4IN K	H401	2	EA	16.52	33.04
16453ME205	SHAFT SEAL FOR ASHTECH FLYASH ROTARY FEE	H401	4	EA	12.71	50.84
16453ME207	NOZZLE, 3/8IN 90 DEG BRASS SPRAY	H401	11	EA	39.40	433.37
16453ME208	SEAL, SHAFT - 3-15/16IN FOR FLYASH DRAG C	H401	10	EA	14.02	140.24
16453ME209	SEAL, SHAFT - 2-15/16IN FOR FLYASH DRAG C	H401	4	EA	7.51	30.02
16453ME215	SHEAVE DRIVER FOR ASHTECH FLYASH PUG M	H401	1	EA	71.65	71.65
90CVR04465	BEARING,PILLOW BLOCK,SET SCREW COLLAR LOCK,2-15/16IN ID,SPHE	H401	2	EA	508.66	1,017.32
16453ME214	COUPLING, GEAR PUG MILL 1020G20	H402	1	EA	1,173.06	1,173.05
16453ME006	CYLINDER, AIR FOR FLAP GATES	H402	6	EA	998.00	5,988.00
16453ME258	DRIVE, SPROCKET	H402	1	EA	128.64	128.64
107245	BEARING,HANGER,STYLE 220,2IN INSIDE DIAMETER,HARD IRON,FOR S	H403	8	EA	120.28	962.24
16453ME212	BEARING, INLET END FLANGE FOR ASHTECH FLY	H403	1	EA	551.45	551.45
16453ME218	SEAL,SHAFT FOR ASHTECH FLYASH PUG MILL M	H403	1	EA	24.30	24.30
16453ME219	BEARING, FLANGE, 3-15/16IN, EXPANSION	H403	3	EA	748.15	2,244.44
16453ME221	SPROCKET, DRIVE - 160B17H FOR FLYASH DRA	H403	1	EA	483.27	483.27
16453ME222	BEARING, FLANGE, 3-15/16IN, FIXED	H403	3	EA	748.15	2,244.44
16453ME210	TEETH SEGMENTS, SETS - 14MM, 10T FOR FLY	H404	4	SET	1,251.64	5,006.56
16453ME244	BOLT, 3/4IN X 1-1/2IN LG 1450-10T	H404	37	EA	9.80	362.60
16453ME265	NUT, SELF-LOCKING ALL METAL FOR 14MM SEGMENTED SPROCKETS AS	H404	28	EA	1.90	53.20
16453ME160	CAP, WINDOW, FOR FLY ASH CONVEYOR	H501	1	EA	107.34	107.33
16453ME250	SHEAVE 1/3V 6.90 1610 FOR MOTOR ECONOMIZER	H501	1	EA	55.08	55.08
16453ME250-1	TAPERED BUSHING FOR MOTOR - 1610 1 1/8 ECONOMIZER	H501	1	EA	12.78	12.78
16453ME251	SHEAVE 1/3 V 2517 FOR GEARBOX ECONOMIZER	H501	1	EA	87.58	87.58
16453ME251-1	TAPERED BUSHING FOR GEARBOX 2517 - 1 1/4 ECONOMIZER	H501	1	EA	21.25	21.25

Schedule 16A – Initial Spare Parts List

ITEM #	DESCRIPTION	PICKING SEQ	QTY ON HAND	UOM	AVG COST	TOTAL COST
16453ME252	BEARING, BALL, INSERT 1-15/16IN ID, 90MM DIA	H501	2	EA	63.42	126.84
16453ME254	BLOCK, TAKE UP	H501	10	EA	-	-
560ECS0212	COUPLING,POWER TRANSMISSION,CLUTCH,FOR STEINERT EDDY CURRENT	H502	2	EA	303.40	606.80
16458EI002	VALVE, BALL, 1-1/4IN , AIR ACTUATED	H502	1	EA	457.30	457.30
17100EI030	BEACON, ROTATING, COL RED	H502	1	EA	408.00	408.00
17100EI031	BEACON, ROTATING, COL AMBER	H502	1	EA	408.00	408.00
17100EIV002	MOTOR, 7.5 HP FASTENER KIT	H502	1	EA	278.08	278.08
RDF31	MOUNTING FLANGE ADAPTER RING FOR JX-30 STEINERT ECS	H502	2	EA	183.46	366.92
148137	FILTER,WATER, HYTREX, SZ 30IN LG, 5MICRON, POLYPROPYLENE	H503	25	EA	8.80	220.00
20300ME003	COVER & GRID ASSY-50T10 STEELFLEX	H503	2	EA	97.20	194.39
20300ME004	COUPLING-STEELFLEX-1050T HUB 1.8750 KW	H503	2	EA	57.86	115.72
20318ME001	STEM, #3 DA, CHICAGO HEATER	H504	1	EA	60.15	60.15
20318ME002	VALVE, #3 DA, SPRA-316 SS, CHICAGO HEATE	H504	4	EA	171.00	684.00
20318ME003	NUT, #3 DA, CHICAGO HEATER	H504	9	EA	21.10	189.90
20318ME005	GASKET, TEFLON FOR #3 DA, CHICAGO HEATER	H504	5	EA	9.50	47.50
20318ME006	VALVE, SPRAY, 1 1/2IN , 304 S/S, SERIES B,	H504	6	EA	235.00	1,410.00
20318ME007	RETAINER, #3 DA, CHICAGO HEATER	H504	2	EA	16.20	32.40
20318ME009	GLASS,GAGE,SIZE 3	H504	10	EA	25.30	253.00
20318ME010	GASKET, CAGE, GLASS SET, 2 PER	H504	11	SET	2.00	22.00
20318ME011	GLASS,GAUGE D.A.TANK	H504	11	EA	42.78	470.52
20318ME013	GLASS,TRANSPARENT JERGUSON SITE	H504	2	EA	218.00	436.00
20318ME014	GLASS, GAGE SIZE 4 JERGUSON REFLEX	H504	15	EA	29.58	443.74
20318ME018	GASKET, FOR SIZE 20 SIGHT GLASS SIGN OUT IN PAIRS	H504	4	EA	6.63	26.52
20318ME019	MICA, FOR SIZE 20 SIGHT GLASS	H504	2	EA	202.33	404.66
20318ME017	GUAGE GLASS, SIZE 9 BOROSILICATE	H601	3	EA	41.33	123.99
20318ME020	SCREW, SET INGERSOL RAND	H601	5	EA	1.85	9.25
20318ME021	BUSHING, THROTTLING FOR UNIT #3 FEEDWATE	H601	1	EA	3,538.00	3,538.00
20318ME022	SLEEVE, THROTTLING FOR #3 FEEDWATER PUMP	H601	1	EA	1,863.00	1,863.00
20318ME023	NUT, LOCK I/R SKFN10	H601	2	EA	2.18	4.36

ITEM #	DESCRIPTION	PICKING SEQ	QTY ON HAND	UOM	AVG COST	TOTAL COST
20318ME024	RING, OIL FOR UNIT #3 FEEDWATER PUMP 3X1	H601	2	EA	47.19	94.38
20318ME025	PIN, GROOVE FOR UNIT #3 FEEDWATER PUM 3X	H601	26	EA	5.28	137.39
20318ME026	PLUG, PIPE INGERSOL RAND	H601	4	EA	10.00	40.00
20318ME027	RING, CASING FOR #3 FEEDWATER PUMP MOD	H601	2	EA	1,483.00	2,966.00
20318ME028	SHIM, FOR I.R. FEEDWATER PUMP 4 X 11DAD	H601	4	EA	2.55	10.20
20318ME030	SLEEVE, JOURNAL	H601	1	EA	515.00	515.00
20318ME031	CLAMP, FEED PUMP, INGERSOLL RAND	H601	3	EA	17.50	52.50
20318ME032	SHIM INGERSOLL RAND	H601	4	EA	3.13	12.51
20318ME033	BEARING, BALL, THRUST, I/R, (2 PC USED T	H601	2	EA	150.91	301.82
20318ME034	WASHER, LOCK I/R SKFW10	H601	4	EA	0.34	1.36
20318ME037	SHIM, ROUND .010 FOR #3 FEEDWATER PUMP	H601	12	EA	7.50	90.00
20318ME038	BUSHING, STUFFING BOX FOR UNIT 3 FEED WATER	H601	2	EA	309.00	618.00
20318ME039	RING, CHANNEL	H602	4	EA	1,075.00	4,300.00
20318ME040	BUSHING, CENTER	H602	2	EA	1,732.00	3,464.00
20318ME041	SHIM, FOR I.R. FEEDWATER PUMP 4 X 11DAD	H602	12	EA	2.86	34.32
20318ME043	SEAL, MECHANICAL FOR BFWP IR#62064670. J	H602	1	EA	960.00	960.00
20318ME044	SEAL,MECHANICAL FOR #2 SIDE FWP	H602	1	EA	8,889.00	8,889.00
20318ME050	RING, BFWP	H602	6	EA	60.00	360.00
20318ME051	RING,I/R	H602	2	EA	1,392.00	2,784.00
20318ME052	SLEEVE, SHAFT	H603	1	EA	1,950.00	1,950.00
20318ME053	BUSHING, THROTTLE	H603	2	EA	1,500.00	3,000.00
20318ME054	BUSHING, CROSSOVER	H603	2	EA	1,142.00	2,284.00
20318ME055	SLEEVE, THROTTLING	H603	2	EA	1,142.90	2,285.80
20318ME056	FLINGER, I.R. FOR BOILER FEEDWATER PUMP	H603	2	EA	487.00	974.00
20318ME057	RING, CHANNEL	H603	4	EA	1,098.93	4,395.71
20318ME058	BEARING, BALL ROLLER, 7312-BEGAM ONLY SK	H603	2	SET	158.65	317.30
20318ME059	SCREW, CAP INGERSOL RAND	H603	10	EA	2.50	25.00
20318ME061	RING, RETAINING	H603	17	EA	57.00	969.00
20318ME062	BREATHER, FOR FEED WATER PUMP	H603	12	EA	15.40	184.83

ITEM #	DESCRIPTION	PICKING SEQ	QTY ON HAND	UOM	AVG COST	TOTAL COST
20318ME063	SHIM, FOR FEEDWATER PUMP INGERSOL RAND	H603	18	EA	12.00	216.00
20318ME064	SHIM, INGERSOLL RAND	H603	47	EA	17.75	834.25
20318ME065	O RING, I/R, PART #20A11CM259	H603	4	EA	5.39	21.56
9723592780	O-RING,IMPELLER SEAL,FOR INGERSOLL PUMP	H603	3	EA	10.00	30.00
20318ME066	BEARING, LINING	H604	5	EA	883.17	4,415.83
20318ME067	PIN, INGERSOL RAND	H604	15	EA	1.83	27.47
20318ME068	O-RING, JOURNAL BEARING	H604	5	EA	2.00	10.00
20318ME069	O RING, I/R, STUFFING BOX, PART# 20A11CM	H604	9	EA	12.50	112.50
20318ME070	SHIM, FOR BFWP I.R.#91A11S224H260##NEW##	H604	10	EA	8.75	87.50
20318ME071	SHIM, INGERSOL RAND, FEEDWATER PUMP 4 X	H604	10	EA	8.75	87.50
20318ME072	PIN DOWEL, NEW#12A13T52, REF.#1417	H604	7	EA	34.50	241.50
20318ME073	PIN, DOWEL CASTING FOR #3 FEEDWATER PU	H604	11	EA	6.08	66.90
20318ME074	PIN DOWELL FEED PUMP	H604	6	EA	7.28	43.68
20318ME075	PIN, TAPER I.R. FOR FEEDWATER PUMP	H604	19	EA	8.07	153.36
20318ME076	SCREW, SET, I.R.#100A2T24	H604	12	EA	1.20	14.40
20318ME077	WASHER,LOCK INGERSOLL RAND	H604	7	EA	2.13	14.88
20318ME078	ROLL, PIN INGERSOL RAND	H604	8	EA	3.15	25.20
20318ME079	SIGHT GLASS - FOR BOILER FEEDWATER PUMP	H604	4	EA	26.15	104.60
20318ME080	SCREW, SET INGERSOL RAND	H604	8	EA	2.40	19.20
20318ME081	SCREW, SET INGERSOL RAND FEEDWATER PUMP	H604	2	EA	0.65	1.30
20318ME082	PIN, DOWEL, FOR CHANNEL RING, I/R,	H604	3	EA	10.00	30.00
20318ME083	SHIM, FOR BFWP I.R.#91A11S224K260	H604	12	SET	7.88	94.50
20318ME100	SPRING, LEVER, TRIP LEVER SET, COPPUS	H701	2	EA	10.00	20.00
20318ME101	PIN, GROOVE, TRIP LEVER SET, COPPUS	H701	2	EA	3.00	6.00
20318ME102	RING, OIL	H701	2	EA	69.00	138.00
20318ME103	STOP,NASER COPPUS	H701	4	EA	3.00	12.00
20318ME104	RING, RETAINING	H701	2	EA	2.50	5.00
20318ME105	STRAINER, TURBINE, TYPE FLH.24, COPPUS	H701	1	EA	109.00	109.00
20318ME106	COUPLING, TRIP LEVER SET, COPPUS PART #S	H701	1	EA	163.00	163.00

ITEM #	DESCRIPTION	PICKING SEQ	QTY ON HAND	UOM	AVG COST	TOTAL COST
20318ME107	PIN, CLEVIS, TRIP LEVER SET, COPPUS	H701	2	EA	29.00	58.00
20318ME108	BUSHING, TRIP LEVER SET, COPPUS	H701	3	EA	49.19	147.57
20318ME109	PIN, ROLL, TRIP LEVER SET, COPPUS	H701	2	EA	3.00	6.00
20318ME110	SHAFT -SAFETY TRIP- TRIP LVR SET	H701	2	SET	264.00	528.00
20318ME111	TRIP, COLLAR, TRIP LEVER SET, COPPUS	H701	1	EA	69.00	69.00
20318ME112	PIN, COTTER, TRIP LEVER SET, COPPUS	H701	3	EA	6.15	18.45
20318ME113	PIN, LEVER, TRIP LEVER SET, COPPUS	H701	1	EA	22.37	22.37
20318ME114	LEVER, TRIP COLLAR, COPPUS #5-313628-00	H701	1	EA	96.00	96.00
20318ME115	COLLAR, ASSEMBLY, COPPUS PART #S041	H701	2	EA	205.00	410.00
20318ME116	SPRING, COLLAR ASSEMBLY, COPPUS NEW#A0	H701	2	EA	638.00	1,276.00
20318ME117	SLEEVE, SHAFT CLARIFIER SUMP PUMP GOULD	H701	2	EA	315.36	630.72
20318ME118	BOLT, SHANK, COLLAR ASSEMBLY, COPPUS	H701	2	EA	128.00	256.00
20318ME119	SET, SCREW, COLLAR ASSEMBLY, COPPUS	H701	2	EA	5.00	10.00
20318ME120	SLEEVE, SHAFT GRIT COLLECTOR SUMP PUMP #	H701	2	EA	305.44	610.88
20318ME121	SPRING, FLAT COPPUS	H701	2	EA	37.00	74.00
20318ME123	BEARING, SLINGER	H701	1	EA	610.00	610.00
20318ME124	BEARING, BABBITT	H701	2	SET	4,514.45	9,028.90
20318ME125	BEARING, BALL, COPPUS, S/N 81H3134	H701	3	EA	132.00	396.00
20318ME126	SHAFT, CLAPPER VALVE #81H3134 COPPUS ENG	H702	2	EA	107.50	215.00
20318ME206	DISC, YARWAY	H702	1	EA	1,332.00	1,332.00
20318ME127	COTTER, PIN	H702	1	EA	1.00	1.00
20318ME128	HOUSING,FILTER CONO 40292 12	H702	2	EA	87.40	174.80
20318ME131	SPRING, GARTER	H702	6	EA	12.00	72.00
20318ME200	SEAL, RING, FOR 6IN AUTO RECIRC CONTROL V	H702	3	EA	23.00	69.00
20318ME204	O RING, FOR 6IN AUTO RECIRC CONTROL VALVE	H702	5	EA	1.50	7.50
20318ME205	O RING, FOR 6IN AUTO RECIRC CONTROL VALVE	H702	12	EA	1.60	19.20
0000155576	ELEMENT,STEAM BFWP	H703	14	EA	-	-
0000155672	SLEEVE,THROTTLING,FOR BFWP 1 AND 2	H703	1	EA	8,177.00	8,177.00
0000155673	SLEEVE,CROSSOVER,FOR BFWP 1 AND 2	H703	1	EA	2,210.00	2,210.00

ITEM #	DESCRIPTION	PICKING SEQ	QTY ON HAND	UOM	AVG COST	TOTAL COST
0000155674	SLEEVE,DISTANCE,FOR BFWP 1 AND 2	H703	3	EA	817.00	2,451.00
0000155675	BEARING,FOR BFWP 1 AND 2	H703	2	EA	528.00	1,056.00
0000155678	SLEEVE,CENTER,FOR BFWP 3 AND 4	H703	1	EA	3,099.00	3,099.00
0000155680	BEARING,LINER,COMPLETE,FOR BFWP 3 AND 4	H703	2	EA	1,957.00	3,914.00
0000155677	SEAL,MECHANICAL,FOR BFWP 2	H704	2	EA	9,778.00	19,556.00
0000155681	SEAL,MECHANICAL,BFWP 4	H704	2	EA	6,749.00	13,498.00
21350ME009	BEARING, CT PUMP	H801	4	EA	124.76	499.04
21350ME010	COUPLING, PUMP SHAFT, UNIT 3 COOLING TOW	H802	1	EA	886.00	886.00
21350ME011	SCREW, CAP IMPELLER , UNIT 3 COOLING TO	H802	14	EA	8.65	121.10
21350ME012	RING, THR CT	H802	2	EA	215.57	431.14
21350ME013	BEARING, BALL, UNIT 3 COOLING TOWER WATER	H802	1	EA	471.68	471.68
21350ME014	BEARING, SUCTION, CT	H802	1	EA	597.17	597.17
21350ME015	COUPLING HUB ITEM # 614	H802	1	EA	1,990.00	1,990.00
21350ME016	PLATE, ADJUSTING	H802	1	EA	1,556.00	1,556.00
21350ME294	VALVE, PLUG WITH OPERATOR -CHEMCO-LIME	H802	1	EA	679.00	679.00
0000152630	SEAL, SZ 3IN, WASTE PACK	H803	2	EA	228.92	457.84
0000152675	HOSE, WATER, 1/2IN WITH END FITTINGS	H803	3	EA	89.00	267.00
0000152683	NOZZLE, SPRAY, SZ 1/2IN NTP, SS, FULL CONE	H803	9	EA	48.17	433.50
0000152808	BEARING, 4 BOLT FLANGE, DODGE	H803	2	EA	639.10	1,278.19
0000152628	BEARING, PILLOW BLOCK, 3 IN, 2 BOLT MNT	H804	4	EA	457.87	1,831.46
0000152629	BEARING, FLANGE, SZ 3IN, 4 BOLT MNT	H804	4	EA	518.55	2,074.18
0000152636	GEAR, SPUR, 3IN, STD KEYWAY WITH 2 SET SCREWS	H804	4	EA	887.42	3,549.67
0000158348	TRANSDUCER,LINEAR FOR TG1-TG2	HH100	1	EA	3,761.68	3,761.68
0000156034	CONTACTOR,FOR AIR DRYER	HH101	1	EA	382.51	382.51
0000158351	POSITION TRANSMITTER FOR BURNER VALVE	HH101	2	EA	-	-
106616	POSITIONER, PS-2	HH101	2	EA	1,804.00	3,608.00
30501EI026	POSITIONER DVC2000 W/LIMIT SWITCHES & TRANSMITTER- ATOMIZING	HH101	1	EA	2,680.52	2,680.52
46538	SNUBBER,ASSEMBLY DIFFUSION W/DUST SEAL	HH101	1	EA	1,012.00	1,012.00
0000164602	DRIVER,LED,FOR CARBON LIGHTS	HH102	4	EA	-	-

ITEM #	DESCRIPTION	PICKING SEQ	QTY ON HAND	UOM	AVG COST	TOTAL COST
35600EI109	MAIN STOCK, ASSORTED, WESTINGHOUSE	HH102	3	EA	682.50	2,047.50
35600EI109	MAIN STOCK, ASSORTED, WESTINGHOUSE	HH103	3	EA	682.50	2,047.50
0000149057	HORN,ALARM,120V, EXPLOSION PROOF, FOR AUXILIARY BURNER	HH200	1	EA	875.00	875.00
0000149058	BELL,ALARM,120V, EXPLOSION PROOF, FOR AUXILIARY BURNER	HH200	1	EA	805.00	805.00
0000149104	INDICATOR, Z PURGE, 120V GRN LED, DRY CONTACT, FOR AUXILIARY	HH201	1	EA	913.43	913.43
0000149105	HVAC, VENT, CABINET PROTECTION, TOP MNT, MED, FOR AUXILIARY	HH201	1	EA	751.54	751.54
0000149106	KIT, Z PURGE, CONTINUOUS DILUTION GAS INLET, FOR AUXILIARY B	HH201	1	EA	439.48	439.48
0000149208	REGULATOR, PRESSURE, AIR W/FILTER, 150PSI, SZ 1/2IN PTF CONN	HH201	1	EA	183.34	183.34
0000149215	RTD,316SS, FOR AUXILIARY BURNER	HH201	1	EA	480.56	480.56
0000149102	COOLER, CABINET W/SOLENOID, THERMOSTAT, 2500BTUH, FOR AUXILI	HH202	1	EA	2,063.02	2,063.02
0000149117	COOLER, CABINET W/SOLENOID, THERMOSTAT, 5000BTUH, FOR AUXILI	HH202	1	EA	2,060.80	2,060.80
0000151964	TRANSDUCER, I/P FOR GAS CONTROL VALVE	HH203	3	EA	489.97	1,469.90
0000151963	VALVE, PILOT, W3	HH204	4	EA	228.58	914.32
0000158350	POSITIONER,BURNER VALVE	HH204	0	EA	2,313.00	-
0000158722	TRANSMITTER,POSITION,FOR BURNER VALVE	HH204	2	EA	1,602.01	3,204.01
0000148989	LIGHT,FIXTURE,LED,100-277VAC,55W,COOL WHITE	HH300	9	EA	617.35	5,556.12
50018EI083	SS BRACKET FOR LEDFT S - GOES W/PN 082	HH300	7	EA	108.51	759.54
0000149118	TRANSMITTER,FLOW, NATURAL GAS, FOR AUXILIARY BURNER	HH301	1	EA	6,371.24	6,371.24
0000149122	TRANSMITTER,FUEL PRESSURE, FOR AUXILIARY BURNER	HH301	1	EA	2,772.92	2,772.92
0000149123	TRANSMITTER, PURGE/AIR FLOW SWITCH, FOR AUXILIARY BURNER	HH301	1	EA	3,251.18	3,251.18
0000154642	TRANSMITTER,LEVEL,FOR MAIN CONDENSER	HH303	1	EA	4,525.85	4,525.85
50018EI084	STANTON MOUNT SLIP FIT GOES W/PN 082	HH303	6	EA	120.83	724.96
0000148851	VALVE, BALL, SHUTOFF, 4IN FLANGE CONN, CS BODY, RPTFE SEAT/S	HH304	2	EA	1,088.33	2,176.66
0000148858	STRAINER, WYE, 100 MESH SST SCREEN, 4IN FF FLANGE, 125LB, CA	HH304	1	EA	165.20	165.20
0000148840	SCANNER, FLAME, DUAL DETECTION, IR/UV, FOR AUXILIARY BURNER	HH400	4	EA	2,132.69	8,530.75
0000149178	SWITCH,PUSHBUTTON,FLUSH,BLACK,MOMENTARY,30MM ACTUATOR, W/1 N	HH400	3	EA	-	-
0000149179	SWITCH,2POS,22MM,MAINTAINED,NEMA 4/13 STD KNOB,1N.O.,22.5MM	HH400	1	EA	-	-
0000149180	SWITCH,PUSHBUTTON,FLUSH,RED,MOMENTARY,30MM ACTUATOR,W/1NO	HH400	4	EA	-	-

Schedule 16A – Initial Spare Parts List

ITEM #	DESCRIPTION	PICKING SEQ	QTY ON HAND	UOM	AVG COST	TOTAL COST
0000148856	SWITCH, PUSHBUTTON, EMERGENCY STOP, FOR AUXILIARY BURNER	HH401	1	EA	17.50	17.50
0000149060	FUSE,10A, 500V, SZ 13./32IN DIA. X 1-1/2IN LG, FOR AUXILIARY	HH401	1	EA	28.50	28.50
0000149061	FUSE,TIME DELAY,SLO-BLO,6.3A,125V,SZ 5MM X 20MM LG, FOR AUXI	HH401	1	EA	3.00	3.00
0000149062	FUSE,4A,250V,SZ 5MM X 20MM, FOR AUXILIARY BURNER	HH401	1	EA	7.77	7.77
0000149063	FUSE,1A,250V,SZ 5MM X 20MM, FOR AUXILIARY BURNER	HH401	1	EA	2.00	2.00
0000149064	FUSE,TIME DELAY,SLO-BLO,2A,250V,GLASS,SZ 5MM X 20MM, FOR AUX	HH401	1	EA	3.00	3.00
0000149097	HOLDER,FUSE,TERMINAL BLOCK, M4/8, SZ 8 MM	HH401	1	EA	124.25	124.25
0000149098	RESISTOR,1% WIRE WOUND, 3K OHM, 25W	HH401	1	EA	3.17	3.17
0000149099	DIODE,RECTIFIER,400V,1A	HH401	1	EA	2.00	2.00
0000149101	ISOLATOR,SIGNAL,DC CURRENT/VOLTAGE, 24VDC	HH401	1	EA	154.56	154.56
0000149107	SOCKET, ELECTRICAL, RELAY OCTAGONAL, 8 PIN	HH401	1	EA	59.15	59.15
0000149108	SOCKET, ELECTRICAL, RELAY OCTAGONAL, 11 PIN	HH401	1	EA	18.60	18.60
0000149109	RELAY, 10A CNTCT, DPDT ACTN, 24VDC COIL, PLUG-IN TRMNL	HH401	1	EA	5.74	5.74
0000149111	RELAY, 10A CNTCT, DPDT ACTN, 120VAC 50/60HZ COIL, PLUG-IN TR	HH401	1	EA	8.72	8.72
0000149112	RELAY, SYSTEM RESET, DPDT ACTN, FOR AUXILIARY BURNER	HH401	1	EA	47.52	47.52
0000149119	MODULE,OUTPUT,ANALOG,8 CHNL, FOR AUXILIARY BURNER	HH401	2	EA	2,069.20	4,138.40
0000149120	MODULE, OUTPUT, ANALOG INTERFACE, 8 CHNL, FOR AUXILIARY BURN	HH401	1	EA	301.36	301.36
0000149124	MODULE, INPUT, ANALOG, CURRENT, HIGH DENSITY, 16 CHNL, FOR A	HH401	1	EA	751.14	751.14
0000149125	MODULE,INPUT,ANALOG FUSIBLE,16 CHNL, FOR AUXILIARY BURNER	HH401	1	EA	377.32	377.32
0000149127	MODULE, ADDRESS RESERVE, FOR AUXILIARY BURNER	HH401	1	EA	140.81	140.81
0000149177	SWITCH,3POS,22MM,MAINTAINED,NEMA 4/13,STD KNOB 2NO,2NC 22.5M	HH401	1	EA	25.00	25.00
0000149181	LAMP,LED, 22MM, 5PACK	HH401	1	PKG	-	-
0000149182	MODULE,RELAY AC/DC CONTACT,16PT,5-265VAC	HH401	1	EA	2,027.06	2,027.06
0000149183	CABLE, EXPANSION BUS, RIGHT TO RIGHT, 1FT LG	HH401	1	EA	170.10	170.10
101388	LIGHT,INDICATING,PILOT,COLOR RED	HH401	0	EA	-	-
106500	MODULE,OUTPUT,INTERFACE,115VAC,FOR LIME SLAKER	HH401	1	EA	144.80	144.80
137229	LIGHT,INDICATING,PILOT,COL YELLOW	HH401	3	EA	-	-
146005	MODULE,OUTPUT,16 CHANNELS,120VAC,FOR ALLEN BRADLEY CONTROL L	HH401	1	EA	449.98	449.98
146009	POWER SUPPLY,524VDC OUTPUT,2A/4A OUTPUT,FOR ALLEN BRADLEY CO	HH401	1	EA	1,374.99	1,374.99

Schedule 16A – Initial Spare Parts List

ITEM #	DESCRIPTION	PICKING SEQ	QTY ON HAND	UOM	AVG COST	TOTAL COST
51129	LIGHT,INDICATING,PILOT,SIZE 22MM,COLOR GREEN,CR	HH401	3	EA	-	-
0000148846	VALVE, BALL, ISOLATION, W/ LOCKING HANDLE, 3/4IN FNPT CONN,	HH402	2	EA	60.41	120.81
0000148853	VALVE, BALL, ISOLATION, W/ LOCKING HANDLE, 3/4IN FNPT CONN,	HH402	1	EA	40.95	40.95
0000148857	VALVE, BALL, ISOLATION, W/ LOCKING HANDLE, 1/4IN FNPT CONN,	HH402	6	EA	30.24	181.44
0000148899	VALVE, BALL, ISOLATION, W/ LOCKING HANDLE, 1/2IN FNPT CONN,	HH402	2	EA	34.44	68.88
0000148902	VALVE, BALL, ISOLATION, W/ LOCKING HANDLE, 1IN FNPT CONN,	HH402	1	EA	51.03	51.03
0000148905	VALVE, BALL, ISOLATION, W/ LOCKING HANDLE, 1/4IN FNPT CONN,	HH402	3	EA	35.56	106.68
0000148909	STRAINER, WYE, 1IN FNPT, 250LB, CAST IRON BODY, 304SS PERFOR	HH402	1	EA	23.17	23.17
146010	PROCESSOR,PLC,W/FLASH MEMORY,FOR ALLEN BRADLEY CONTROL LOGIX	HH402	1	EA	243.60	243.60
27844	VALVE,SHUT OFF,SIZE 1-1/2IN	HH402	1	EA	117.39	117.39
0000148841	HOSE, FLEXIBLE METAL, NPS CORRUGATED, T316 SINGLE BRAID, 18I	HH403	1	EA	351.20	351.20
01159EI650	THERMOJACKET, MARATHON MM SERIES	HH403	1	EA	1,065.00	1,065.00
0000148854	EXCITER, SUPER SPARK, MODEL LO-2, 100-240VAC,50/60HZ INPUT,	HH404	4	EA	4,112.50	16,450.00
0000148910	REGULATOR, PRESSURE, 3000SCFH FLOW, 5-15PSIG RANGE, SET 10 P	HH404	1	EA	807.52	807.52
0000148838	GLASS, SIGHT, ASSEMBLY, SZ 2IN NPTF MALE, 2-1/.2IN HEX, COL	HH500	1	EA	100.79	100.79
0000148843	REGULATOR, PRESSURE, AIR, 100SCFM AT 100PSIG, 2-180PSIG RANG	HH500	1	EA	163.18	163.18
0000148844	INDICATOR, FLOW, AIR, SZ 3/8IN FNPT, 10-100SCFM, FOR AUXILIA	HH500	1	EA	324.80	324.80
0000148847	REGULATOR, PRESSURE, AIR W/GAUGE, SZ 3/4IN FNPT CONN, 225 SC	HH500	1	EA	99.41	99.41
0000148852	GAUGE, PRESSURE, 0-200IN WC, 2-1/2IN DIAL, 1/4IN CONN, SS CS	HH500	1	EA	165.83	165.83
0000148897	GAUGE, PRESSURE ,0-60PSI, 4-1/2IN DIAL, FIBERGLASS REINFORC	HH500	1	EA	194.91	194.91
0000148901	GAUGE, PRESSURE ,0-30PSI, 4-1/2IN DIAL, FIBERGLASS REINFORC	HH500	1	EA	156.77	156.77
0000148903	SWITCH, PRESSURE, OPEN DECREASING PRESSURE, AUTO RESET, 0-30	HH500	2	EA	586.06	1,172.12
0000149103	TERMINAL,INTERFACE, PANELVIEW TOUCHSCREEN, SZ 15.1IN, FOR AU	HH500	2	EA	6,303.06	12,606.12
0000149204	SWITCH,ETHERNET,8 PORT, FOR AUXILIARY BURNER	HH500	1	EA	200.23	200.23
0000149209	SWITCH, PRESSURE, AUTO RESET, 0-15PSIG, SPST ACTN, OPEN ON D	HH500	1	EA	352.66	352.66
0000148836	KIT, LINKAGE, CONTAINS A: ADJUSTABLE MOUNT LEVER ARM, B: END	HH501	2	EA	829.00	1,658.00
0000148839	THERMOCOUPLE, TYPE K, UNGROUNDED, BARE LEADS, 1/4IN EYELET,	HH501	2	EA	108.00	216.00
0000148850	GAUGE, PRESSURE, 0-60PSI, 4-1/2IN DIAL, FIBERGLASS REINFORCE	HH501	1	EA	227.75	227.75
0000148912	POWER SUPPLY, 5A, FOR AUXILIARY BURNER	HH501	1	EA	708.68	708.68

Schedule 16A – Initial Spare Parts List

ITEM #	DESCRIPTION	PICKING SEQ	QTY ON HAND	UOM	AVG COST	TOTAL COST
0000148913	POWER SUPPLY, REDUNDANCY MODULE, 24VDC, FOR AUXILIARY BURNER	HH501	1	EA	162.82	162.82
0000148914	ARRESTER,ELECTRICAL SURGE, 120VAC, 10A FOR AUXILIARY BURNER	HH501	1	EA	284.08	284.08
0000148915	PROCESSOR, PLC, W/2MB BYTES OF MEMORY, FOR ALLEN BRADLEY	HH501	1	EA	9,954.00	9,954.00
0000149059	CABLE,SIGNAL,PANELVIEW,FOR AUXILIARY BURNER	HH501	1	EA	41.06	41.06
0000149207	SWITCH, PRESSURE, AUTO RESET, 0-100PSIG, SPST ACTN, OPEN ON	HH501	1	EA	435.32	435.32
0000149213	GAUGE, PRESSURE, 0-15PSI, 4-1/2IN DIAL, FIBERGLASS REINFORCE	HH501	1	EA	166.66	166.66
0000149214	ORIFICE,PLATE,CONDITIONING,3IN NPS PIPE,316L SS, 1/8IN THK B	HH501	1	EA	758.29	758.29
0000148911	BREAKER,CIRCUIT,MAIN POWER, FOR AUXILIARY BURNER	HH502	1	EA	22.24	22.24
0000148916	HOLDER, FUSE, 250V, 30A, 1PL, FOR AUXILIARY BURNER	HH502	1	EA	10.13	10.13
0000149100	RELAY,LOW LOW WATER CUTOUT, FOR AUXILIARY BURNER	HH502	1	EA	167.58	167.58
0000149110	RELAY, 10A CNTCT, 8PST CNTCT, 120VAC 50/60HZ COIL, PLUG-IN T	HH502	1	EA	317.52	317.52
0000149113	TIMER,WATCHDOG, ON DELAY, FOR AUXILIARY BURNER	HH502	8	EA	66.60	532.80
0000149114	TIMER,WATCHDOG, OFF DELAY, FOR AUXILIARY BURNER	HH502	5	EA	58.13	290.65
0000149116	CONTROLLER,LIMIT,FOR MAFS AND PAFS	HH502	1	EA	705.60	705.60
0000149121	CABLE, SIGNAL, SZ 22AWG, FOR AUXILIARY BURNER	HH502	1	EA	404.68	404.68
0000149126	CABLE,SIGNAL,PREWIRED, SZ 1M LG, FOR AUXILIARY BURNER	HH502	1	EA	160.69	160.69
0000149205	CABLE, SIGNAL, 20 CONDUCTOR, 1769-RTB18 / 20 PIN IFM CONNECT	HH502	2	EA	121.28	242.56
0000149206	CABLE, SIGNAL, DIGITAL OUTPUT, PREWIRE	HH502	1	EA	662.84	662.84
0000148832	DIFFUSER, AIR SWIRLER, CERAMIC COATED, FOR AUXILIARY BURNER	HH503	1	EA	2,400.00	2,400.00
0000148849	REGULATOR, PRESSURE, PILOT GAS, SZ 3/4IN FNPT CONN, SZ 1/4IN	HH503	1	EA	176.41	176.41
0000148837	JOINT, EXPANSION, FLANGED, SZ 24IN OD, 12IN WD, CARBON STEEL	HH504	1	EA	2,259.60	2,259.60
0000148845	HOSE, FLEXIBLE METAL, NPS CORRUGATED, T316 SINGLE BRAID, 36I	HH504	2	EA	89.92	179.84
0000149210	HOSE, FLEXIBLE METAL, NPS CORRUGATED, T316 SINGLE BRAID, SZ	HH504	2	EA	270.00	540.00
0000149211	HOSE, FLEXIBLE METAL, NPS CORRUGATED, T316 SINGLE BRAID, SZ	HH504	3	EA	301.00	903.01
01159ME600	HOSE, HYDRAULIC 48IN , 100R12-20 88CX 90 DEGREE 88C MARTIN	HOSERACK	3	EA	488.77	1,466.31
01159ME601	HOSE, 24IN W/#6 JIC &10 MM DIW FITTING RIDDLIN	HOSERACK	6	EA	50.12	300.69
01159ME713	HOSE, HYDRAULIC, MARTIN/METRIC FIT 28IN	HOSERACK	4	EA	80.95	323.81
01159ME722	HOSE, RIDDLING FLAPS FOR #3	HOSERACK	13	EA	65.18	847.34
01159ME879	HOSE, SS BRAIDED FEED CHUTE 2IN X 35IN - 620 X 620	HOSERACK	2	EA	626.73	1,253.46

ITEM #	DESCRIPTION	PICKING SEQ	QTY ON HAND	UOM	AVG COST	TOTAL COST
16450ME019	HOSE, GREASE FOR VCFT S 42504 604 X 604 - 60IN	HOSERACK	14	EA	64.73	906.16
16450ME072	HOSE, 32IN HYD FOR TLT 1IN W/JIC FITTINGS STACK	HOSERACK	4	EA	123.00	492.00
16450ME073	HOSE, 45IN HYD FOR TLT 3/4IN W/JIC FITTINGS STACK	HOSERACK	4	EA	131.37	525.49
16450ME091	HOSE ASSEMBLY, 1/4IN FOR TLT ASH EXPELLAR 38IN	HOSERACK	3	EA	35.34	106.02
16450ME092	HOSE ASSEMBLY, 3/4IN FOR TLT ASH EXPELLAR / 604 X 604	HOSERACK	3	EA	117.27	351.81
16450ME093	HOSE ASSEMBLY	HOSERACK	8	EA	89.93	719.44
16450ME095	HOSE ASSEMBLY 1IN FOR TLT ASH EXPELLARS H	HOSERACK	10	EA	133.67	1,336.70
16450ME096	HOSE, ASSEMBLY 3/4IN FOR TLT ASH EXPELLAR 32IN H42512 612 X	HOSERACK	6	EA	76.34	458.04
30505ME013	HOSE, 8IN SS FOR UREA PUMP	HOSERACK	4	EA	200.00	800.00
30505ME105	HOSE, 1/2IN BRAIDED TEFLON	HOSERACK	4	EA	91.06	364.22
0000155676	GASKET,BFWP 1 AND 2	HTOP	1	EA	645.00	645.00
0000155679	GASKET,FOR BFWP 3 AND 4	HTOP	1	EA	290.00	290.00
107389	BRACKET,TORQUE ASSEMBLY,FOR DODGE GEARBOX	HTOP	1	EA	83.03	83.03
107390	ARM,TORQUE,ASSEMBLY,FOR GEARBOX DODGE TXT6	HTOP	1	EA	279.42	279.42
0000152718	ROLLER, GATE SUPPORT	I101	4	EA	131.44	525.76
0000152719	SCREW, SIDE PLATE MTG	I101	80	EA	0.24	19.20
0000152720	BLOCK, PULL, ASSEMBLY	I101	2	EA	989.77	1,979.54
0000152721	SCREW, BLOCK PULL	I101	4	EA	2.06	8.24
0000152722	STUD, SEAL RETAINER	I101	8	EA	1.95	15.60
0000152723	NUT, PULL BLOCK	I101	4	EA	0.41	1.64
0000152725	HOSE, ASSEMBLY	I101	2	EA	88.04	176.08
0000152726	WASHER,GUIDE MTG	I101	4	EA	0.18	0.72
0000152727	WASHER, GUIDE MTG	I101	4	EA	0.06	0.24
0000152728	SCREW, GUIDE, GATE, MOUNTING	I101	4	EA	0.60	2.40
0000152729	SCREW, SEAT LOCKING	I101	4	EA	0.60	2.40
0000152730	SCREW, CYLINDER SUPPORT RODS	I101	4	EA	6.42	25.68
0000152731	WASHER, CYLINDER SUPPORT RODS	I101	2	EA	0.28	0.56
0000152724	PLATE, SIDE, GUIDE, GATE	I102	3	EA	687.50	2,062.50
0000152732	SWITCH, LIMIT	I102	1	EA	167.94	167.94

ITEM #	DESCRIPTION	PICKING SEQ	QTY ON HAND	UOM	AVG COST	TOTAL COST
0000152733	ARM, FOLLOWER, LIMIT SWITCH	I102	2	EA	19.98	39.95
0000152734	WASHER, SWITCH MOUNTING	I102	4	EA	0.24	0.96
0000152735	VALVE, 4 WAY SOLENOID	I102	5	EA	316.26	1,581.30
0000152736	SHIM, PULL BLOCK	I102	2	EA	213.05	426.10
0000152737	BOOT, CYLINDER ROD, ASSEMBLY	I102	2	EA	310.75	621.50
0000152738	GASKET, COVER ACCESS	I102	2	EA	6.49	12.98
0000152739	SCREW, COVER, ACCESS	I102	4	EA	0.46	1.84
0000152740	WASHER, COVER, ACCESS	I102	4	EA	0.06	0.24
0000152741	SCREW, SEAL POCKET	I102	4	EA	0.60	2.40
0000152742	NUT, SEAL, RETAINER	I102	8	EA	0.09	0.72
0000152696	SCREW, BEARING	I103	20	EA	0.63	12.60
0000152697	SCREW, SEAL RETAINER	I103	20	EA	23.09	461.80
0000152702	SCREW, COVER, REAR	I103	10	EA	5.20	52.00
0000152703	WASHER, BEARING SCREW	I103	20	EA	0.07	1.40
0000152704	SCREW, SEAL POCKET	I103	8	EA	0.70	5.60
0000152705	SCREW, SEAL POCKET, SECONDARY	I103	4	EA	1.57	6.28
0000152706	WASHER, LOCK, SEAL POCKET	I103	8	EA	0.06	0.48
0000152707	SEAL POCKET	I103	2	EA	203.87	407.74
0000152708	SEAL POCKET	I103	2	EA	450.00	900.00
146092	SHAFT,ACTUATING,LOWER,FOR PLATTCO VALVE MODEL H-1122	I103	3	EA	781.57	2,344.71
0000152700	AIR HOSE	I104	2	EA	33.81	67.61
146094	BEARING,ACTUATING SHAFT,FOR PLATTCO VALVE MODEL H-1122	I104	10	EA	37.61	376.10
16453EI008	LIMIT SWITCH FOR PLATTCO SDA KNIFE MOD	I104	2	EA	497.42	994.84
0000152710	STEM, PULL BLOCK	I105	2	EA	132.70	265.40
0000152713	SEAT, BAR LONG	I105	4	EA	1,763.49	7,053.96
0000152714	SEAT, BAR SHORT	I105	4	EA	1,763.49	7,053.96
0000152749	SHAFT, ACTUATING,UPPER	I105	1	EA	3,198.53	3,198.53
105705	ARM,ACTUATING,FOR PLATTCO VALVE MODEL H-1222	I105	3	EA	4,766.16	14,298.48
0000152362	ROPE, WIRE, 62M	I106	2	EA	1,568.50	3,136.99

ITEM #	DESCRIPTION	PICKING SEQ	QTY ON HAND	UOM	AVG COST	TOTAL COST
01189ME207	ELEMENT ASSEMBLY FOR 9-13 SOOTBLOWER STAINLESS	I106	1	EA	2,233.98	2,233.98
0000152698	ACTUATOR,FEMALE DRIVEN,KINETROL	I201	5	EA	1,155.00	5,775.00
0000153710	VALVE,SOLENOID,SERIES 800	I202	3	EA	81.64	244.92
0000153711	OVERRIDE,EXTENDED LOCKING,FOR MAC VALVE	I202	3	EA	11.07	33.21
134692	PIN,CONNECTING,ROD FORKED END,SZ 90MM DIA, FOR MARTIN STOKER	I202	4	EA	369.53	1,478.12
146096	KEY,ACTUATING ARM,FOR PLATTCO VALVE MODEL H-1122	I202	5	EA	72.02	360.10
146102	SEAL,SHAFT,ACTUATING,FOR PLATTCO VALVE MODEL H-1122	I202	40	EA	38.96	1,558.40
44159	SCREW,SET,VALVE SEAT,FOR PLATTCO VALVE 10IN	I202	16	EA	12.57	201.12
0000152701	GASKET, COVER, REAR, SECONDARY	I203	35	EA	8.98	314.30
0000152709	GASKET, SEAL POCKET	I203	5	EA	3.65	18.25
0000152743	SCREW, BEARING	I203	8	EA	2.45	19.60
0000152744	BEARING, ACTUATING	I203	4	EA	320.34	1,281.36
0000152745	SEAL, ACTUATING SHAFT	I203	8	EA	49.59	396.72
0000152746	PIN, AIR CYLINDER MOUNTING	I203	2	EA	212.51	425.02
0000152747	PIN, COTTER, AIR CYLINDER	I203	2	EA	0.14	0.28
0000152748	SCREW, SEAT	I203	11	EA	0.74	8.14
0000152750	KEY, ACTUATING ARM	I203	1	EA	116.98	116.98
0000152751	SCREW, SEAL RETAINER	I203	8	EA	32.49	259.92
0000152752	RETAINER, SEAL	I203	4	EA	1,380.00	5,520.00
0000152754	HOSE, AIR CYLINDER	I203	2	EA	62.76	125.52
0000152755	NUT, ROD END BEARING	I203	2	EA	1.91	3.82
0000152756	VALVE, METERING	I203	4	EA	72.11	288.44
0000152757	ELBOW, PIPE	I204	2	EA	4.57	9.14
0000152758	WASHER, SEAT SCREW	I204	11	EA	137.79	1,515.69
0000152762	WASHER, FLAPPER	I204	6	EA	1.29	7.74
0000152763	BEARING, ROD END	I204	2	EA	105.30	210.60
0000152764	WASHER, SPACER, ROD END BEARING	I204	2	EA	0.58	1.16
0000152765	WASHER, LOCK, ROD END BEARING	I204	2	EA	2.27	4.54
0000152767	SCREW, COVER, REAR	I204	33	EA	0.53	17.49

Schedule 16A – Initial Spare Parts List

ITEM #	DESCRIPTION	PICKING SEQ	QTY ON HAND	UOM	AVG COST	TOTAL COST
0000152768	KEY, ACTUATING,LINK	I204	2	EA	340.71	681.42
0000152769	WASHER, BEARING	I204	8	EA	0.14	1.12
0000152770	SCREW, ROD END, BEARING	I204	2	EA	8.95	17.90
0000152771	ARM, LIMIT SWITCH LEVER	I204	2	EA	35.15	70.30
0000152772	PIN, COTTER, FLAPPER	I204	6	EA	0.51	3.06
0000152711	NUT, HANDWHEEL, ASSEMBLY	I205	2	EA	190.15	380.30
0000152712	PACKING, SEAL	I205	3	EA	127.51	382.53
0000152715	NUT, ROLLER	I205	16	EA	3.72	59.52
0000152716	WASHER, ROLLER	I205	16	EA	0.39	6.24
0000152717	WASHER, ROLLER	I205	8	EA	0.27	2.16
0000152766	GASKET, COVER, REAR	I205	9	EA	31.65	284.85
0000152773	LIMIT SWITCH	I205	2	EA	301.40	602.80
0000152788	ROLLER, BEARING, DODGE	I206	6	EA	607.68	3,646.08
0000152699	GASKET, FLANGE	I301	2	EA	30.24	60.48
0000152753	GASKET, SEAT	I301	2	EA	135.93	271.86
146091	RETAINER,SEAL,FOR PLATTCO VALVE MODEL H-1122	I301	10	EA	56.43	564.30
0000152774	GASKET, HINGED H18 11 FT COVER	I302	7	EA	108.76	761.32
0000154359	METERING VALVE 1/4"	I302	8	EA	92.07	736.57
0000153375	CLAMP, DOUBLE LOOP	I303	7	EA	20.27	141.86
0000152404	PIN CYLINDER, TRAVERSE 23141516	I304	7	EA	768.24	5,377.68
0000152405	PIN CYLINDER SCOOP 23141516	I304	12	EA	1,000.49	12,005.91
16450ME223	BEARING, INSERT SEALMASTER 4-15/16IN	I305	3	EA	2,157.80	6,473.40
0000156340	GIGASENSE ANTI-COLLISION PART B FOR REFUSE CRANE	I401	1	EA	7,265.27	7,265.27
23899	SHAFT,ROCKER LIMIT SWITCH,FOR P&H CRANE	I402	4	EA	30.23	120.93
48775	RELAY,OVERLOAD,THERMAL,5A CONTACT,100A	I402	2	EA	417.50	835.00
0000152403	BUSH FOR SCOOP PIVOT POINT 100058084	I403	11	EA	638.75	7,026.21
0000152410	COUPLING (23033669)	I403	3	EA	566.68	1,700.04
0000152350	DISC, FRICTION, BRIDGE MOTOR	I404	3	EA	1,149.87	3,449.61
0000152377	BRAKE, TROLLEY MOTOR	I404	2	EA	2,652.59	5,305.18

ITEM #	DESCRIPTION	PICKING SEQ	QTY ON HAND	UOM	AVG COST	TOTAL COST
0000152379	MOTOR, BRIDGE, BRAKE	I404	2	EA	4,282.37	8,564.73
20443	BEARING,FLANGE,4-15/16IN INSIDE DIAMETER,FOR GK VIBRATING CO	I404	2	EA	2,953.01	5,906.02
0000152345	KIT, HOIST BRAKE REPAIR	I501	1	EA	2,232.97	2,232.97
46674	BEARING,SPHERICAL ROLLER, 40MM ID, 80MM OD, 23MM WD, C3 RADL	I501	1	EA	95.77	95.77
30500ME004	SEAT, GATE	I502	4	EA	2,572.16	10,288.64
0000152363	GUIDE, ROPE	I503	4	EA	1,929.16	7,716.64
0000152356	SHACKLE	I504	3	EA	2,201.39	6,604.15
601523	BRAKE PADS FOR HOIST BRAKE KONE BRIDGE CRANE	I504	4	EA	1,162.44	4,649.76
0000152357	SHACKLE	I601	3	EA	850.35	2,551.05
0000152381	COUPLING, TROLLEY CROSS SHAFT	I601	2	EA	1,192.10	2,384.20
0000152408	CYLINDER BEARING 21732	I601	11	EA	532.63	5,858.92
0000152411	FILTER (1000089559)	I601	2	EA	1,538.01	3,076.01
16450ME015	SEAL, BEARING HOUSING OUTER	I602	4	EA	378.63	1,514.50
16450ME017	SEAL, BEARING HOUSING INNER	I602	5	EA	515.76	2,578.78
16450ME018	BUSHING, INNER ARM	I603	2	EA	720.67	1,441.33
16450ME021	VALVE, FLOAT CONTROL FOR TLT ASH EXPELLA	I603	1	EA	612.00	612.00
16450ME024	RETAINING RING FOR TLT ASH EXPELLAR MOD.	I603	11	EA	4.80	52.77
16450ME025	PISTON FOR TLT ASH EXPELLAR MOD.3.2M	I603	1	EA	755.00	755.00
16450ME027	PACKING KIT FOR TLT ASH EXPELLAR MOD.3.2	I603	2	EA	320.00	640.00
16450ME157	VALVE, AIRTEC 5/2 24VDC & COILS	I603	2	EA	147.88	295.76
0000152355	CHAIN, LIFTING	I604	8	EA	141.69	1,133.52
16450ME028	BUSHING, KIT FOR ASH EXPELLER	I701	2	EA	610.00	1,220.00
16450ME029	ROD BOOT FOR TLT ASH EXPELLAR MOD.3.2M	I701	14	EA	51.15	716.11
16450ME030	PIN W/SNAP RING, RAM CYL. FOR TLT ASH EX	I701	2	SET	1,235.00	2,470.00
16450ME032	SCREWS,LOCKING ASSY. FOR TLT ASH EXPELLA	I701	32	EA	9.64	308.37
16450ME097	SIGHT GLASS FOR TLT ASH EXPELLARS HYD.	I702	2	EA	64.50	129.00
16450ME099	COUPLING,SUPPLY PUMP FOR TLT ASH EXPELLA	I702	7	EA	73.90	517.30
16450ME102	SUCTION VALVE FOR TLT ASH EXPELLARS HYD.	I702	1	EA	113.00	113.00
16450ME103	COUPLING, COOLING PUMP FOR TLT ASH EXPEL	I702	3	EA	359.00	1,077.00

ITEM #	DESCRIPTION	PICKING SEQ	QTY ON HAND	UOM	AVG COST	TOTAL COST
16450ME112	TEFLON KIT, HYCON O RINGS, BACK UP RINGS	I702	4	EA	19.67	78.68
16450ME125	BEARING, PILLOW BLOCK, EXPAND	I703	7	EA	681.18	4,768.22
16450ME126	BEARING, PILLOW BLOCK, FIXED	I704	4	EA	540.61	2,162.44
16450ME132	CHAIN, ROLLER #120 FOR RIDDLING WET & DR	I801	2	EA	1,239.00	2,478.00
16450ME133	SPROCKET, ROLLER CHAIN DRIVER,#120,14T T	I801	1	EA	218.00	218.00
16450ME136	BEARING, FLANGE, 2-7/16IN FIXED	I801	8	EA	208.82	1,670.58
16450ME134	NUT,ADJUSTING FOR TLT RIDDLING WET & DRY	I801	3	EA	415.50	1,246.49
16453ME226	BEARING, TAKE UP 2/15/16IN	I801	1	EA	518.71	518.71
16453ME227	PULLEY, CONVEYOR FOR FLYASH DRAG CONVEYO	I802	1	EA	812.20	812.20
16453ME224	BEARING, FLANGE, 2-15/16IN, FIXED	I802	1	EA	315.44	315.44
16453ME408	WASHER, BELLEVILLE 12-826053 DRAG CONVEYOR TAKE-UPS	I803	98	EA	13.30	1,303.40
16453ME409	TAKE-UP BLOCK WITH 1.00IN THREADED HOLE, ROD, & NUT DRAG CO	I803	2	EA	68.00	136.00
29405	BEARING,FLANGE,2-15/16IN INSIDE DIAMETER,SPHERICAL ROLLER,4	I803	2	EA	547.03	1,094.06
50018ME184	VALVE, 2IN GLOBE, #1500, S/W, PSI-100, BO	I804	1	EA	446.93	446.93
50042ME010	ARM, SHORT BOOM LOADER	I804	1	EA	889.37	889.37
147122	DRUM, FOR STEINERT EDDY CURRENT BELT MAGNET, SHELL	ITOP	1	EA	2,640.14	2,640.14
601534	SPRING,CABLE SUSPENSOR KONE BRIDGE CRANE 52566495	ITOP	12	EA	258.83	3,105.95
0000151800	GASKET, VALVE BODY TO VALVE COVER	J101	1	EA	140.00	140.00
0000151869	SET, GASKET	J101	2	EA	-	-
0000151870	SET, SEAL	J101	2	EA	-	-
0000151899	GASKET, CLAMP PLATE TO STATOR BODY	J101	8	EA	71.91	575.28
0000151907	GASKET, COVER, DUPLEX OIL FILTER	J101	1	EA	20.00	20.00
0000151918	GASKET, GLAND EXH SPRAY CHAMBER	J101	1	EA	15.00	15.00
11550ME060	GASKET, SET, G.E.	J101	4	EA	61.50	246.00
11550ME061	GASKET, UPPER STOP VALVE, G.E.,	J101	2	EA	56.00	112.00
11550ME062	GASKET D10E2 PART #03132J83P0001	J101	2	EA	29.95	59.90
11550ME063	GASKET #236B3492P0914	J101	2	EA	225.26	450.52
11550ME064	GASKET/SPIRAL 14IN X900# #04215J49009T	J101	2	EA	35.40	70.80
0000151804	BOLT, COUPLING	J102	3	EA	0.77	2.31

ITEM #	DESCRIPTION	PICKING SEQ	QTY ON HAND	UOM	AVG COST	TOTAL COST
0000151806	VALVE, SOLENOID	J102	1	EA	690.00	690.00
0000151816	BOLT, UPPER BUSHING RETAINER	J102	50	EA	0.77	38.50
0000151842	SEAT, VALVE 4	J102	1	EA	1,165.00	1,165.00
0000151843	SEAT, VALVE 2, 3, 5	J102	1	EA	1,165.00	1,165.00
0000151844	SEAT, VALVE 1	J102	1	EA	1,400.00	1,400.00
0000151857	CHAIN	J102	1	EA	300.00	300.00
0000151882	KIT, BLADDER AND SEAL KIT, ACCUMULATOR	J102	2	EA	1,350.83	2,701.66
0000151887	NUT, HORIZONTAL JOINT, LOCATION M AND N	J102	2	EA	113.00	226.00
0000151889	NUT, STEAM CHEST	J102	2	EA	63.50	127.00
0000151890	NUT, STEAM INLET	J102	4	EA	60.00	240.00
0000151897	GASKET, RETURN COVER TO FLOATING TUBESHEET	J102	4	EA	271.67	1,086.68
0000151921	BRUSH, COLLECTOR	J102	35	EA	28.00	980.00
0000151922	BRUSH, SHAFT VOLTAGE MONITOR	J102	4	EA	280.61	1,122.44
11553EI001	BRACKET, G E	J102	2	EA	111.27	222.54
11553EI014	BOLT, STUD, SHORT	J102	10	EA	1.00	10.00
11553EI045	BRUSH, MOTOR, CARBON, TYPE 634	J103	41	EA	25.00	1,025.00
11553EI030	WASHER	J103	12	EA	6.28	75.36
11553EI041	HOLDER, BRUSH G.E.#0328B689P0001	J103	9	EA	293.46	2,641.14
11553EI052	NEW STYLE SPRING FOR #1 TG	J103	19	EA	28.09	533.71
11553EI055	SWITCH, PRESSURE, DPDT 3000# SETPOINT INC 8-75	J103	2	EA	285.70	571.40
11553EI056	SWITCH, PRESSURE, DPDT 500#	J103	2	EA	201.08	402.16
11553EI057	BRUSH,NEW STYLE,FOR TG CUTSFORTH	J103	20	EA	59.75	1,195.00
11553EI058	BRUSH, BOXES	J103	4	EA	512.53	2,050.10
11553EI059	BRUSH, MOUNT ASSEMBLY	J103	8	EA	189.00	1,512.00
9817	SWITCH,PRESSURE	J103	1	EA	645.98	645.98
11550ME073	BEARING, LINING HP	J104	1	EA	8,487.00	8,487.00
11556ME100	GASKET, RUBBER CONDENSER, G.E.	J104	6	EA	31.00	186.00
11550ME042	RING, PACKING	J201	1	KIT	1,326.00	1,326.00
11553EI050	FILTER, AIR, TURBINE GENERATOR, 24.5IN X 24.5IN X 2IN	J201	3	EA	110.04	330.13

Schedule 16A – Initial Spare Parts List

ITEM #	DESCRIPTION	PICKING SEQ	QTY ON HAND	UOM	AVG COST	TOTAL COST
11553EI060	TURBINE EXCITER FILTER INTAKE	J201	2	EA	43.40	86.80
11556ME002	BEARING, PIPE, BRASS	J202	6	EA	20.00	120.00
11556ME004	IMPELLER, BRASS ROTOR, I/R, PART# B6378A	J202	4	EA	334.00	1,336.00
11556ME005	BEARING, PIPE, BRASS	J202	9	EA	15.64	140.75
11556ME006	BOWL, FOR INTERMEDIATE CONDENSATE PUMP	J202	2	EA	451.34	902.67
11556ME008	MECHANICAL SEAL - JOHN CRANE M152167	J202	1	EA	1,545.00	1,545.00
11553ME001	BLADE, FAN, FOR GENERATOR EXCITER	J202	15	EA	86.00	1,290.00
11556ME001	SLEEVE, BRASS	J202	1	EA	27.50	27.50
11556ME003	BUSHING, PIPE	J202	1	EA	85.00	85.00
11550ME021	WEIGHT, BALANCE, G E 2.15 oz.	J203	3	EA	160.00	480.00
11550ME022	WEIGHT, BALANCE, G E 3.60 oz.	J203	9	EA	149.00	1,341.00
11550ME028	BOLT, FOR TURBINE	J203	4	EA	15.00	60.00
11550ME031	BOLT, FOR TURBINE	J203	31	EA	1.75	54.25
11550ME032	SCREW, SET	J203	9	EA	40.00	360.00
11550ME034	LUBRICATOR, G E	J203	2	EA	17.60	35.20
11550ME035	LUBRICATOR, G E	J203	4	EA	17.60	70.40
11550ME036	FITTINGS, LUBRICANT, GE TAG 158	J203	2	EA	29.00	58.00
11550ME037	GASKET, LOWER STOP VALVE, G.E.#0236B3493	J203	1	EA	38.00	38.00
11562ME002	SEAL, OIL FILTER GASKET, G E	J203	3	EA	32.00	96.00
11565ME001	KIT, PISTON CUP, HYD CYL STOP VALVE, G.E	J203	1	KIT	332.00	332.00
11565ME002	KIT, PISTON CUP, VALVE GEAR, G.E. ITEM 0	J203	3	KIT	296.80	890.40
11565ME003	KIT, ROD SEAL, G.E. ITEM 036	J203	1	EA	252.00	252.00
11565ME006	SPRING, GE FOR BEARING PR	J203	1	EA	61.00	61.00
11565ME009	CAP, TUBE, 1IN , G.E.,PART 16FNTX-S PARKER	J203	2	EA	9.99	19.98
11565ME010	CAP, TUBE 1 1/2, G.E., 24FNTX-S PARKER	J203	2	EA	9.00	18.00
11565ME011	PLUG, TUBE	J203	2	EA	12.00	24.00
11565ME012	PLUG, TUBE	J203	2	EA	9.00	18.00
11565ME013	PLUG, TUBE	J203	1	EA	9.00	9.00
11565ME014	PLUG, TUBE	J203	5	EA	9.00	45.00

Schedule 16A – Initial Spare Parts List

ITEM #	DESCRIPTION	PICKING SEQ	QTY ON HAND	UOM	AVG COST	TOTAL COST
11565ME015	PLUG, TUBE	J203	4	EA	9.00	36.00
11565ME016	PLUG, TUBE	J203	4	EA	9.00	36.00
11565ME164	GASKET, G.E.	J203	18	EA	12.00	216.00
11550ME014	WEIGHT, BALANCE, G E 4.30 oz.	J204	4	EA	110.00	440.00
11550ME016	WEIGHT, BALANCE, G E .55 oz.	J204	10	EA	140.00	1,400.00
11550ME017	WEIGHT, BALANCE, G E 1.35 oz.	J204	4	EA	160.00	640.00
11550ME018	WEIGHT BALANCE G.E. 2.35 oz.	J204	4	EA	21.00	84.00
11550ME019	WEIGHT, BALANCE, G E 1.00oz.	J204	8	EA	140.00	1,120.00
11550ME005	BOLT, FOR TURBINE	J204	12	EA	1.56	18.72
11550ME006	SPRING, NOTCH	J204	6	EA	19.00	114.00
11550ME009	SPRING, PACKING	J204	5	EA	19.00	95.00
11550ME010	SPRING, PACKING	J204	4	EA	16.44	65.76
11550ME011	SPRING, PACKING	J204	3	EA	19.00	57.00
11550ME012	SPRING, PACKING	J204	6	EA	19.00	114.00
11550ME038	BOLT, KIT	J204	6	EA	13.60	81.60
11550ME039	BOLT, 1/2IN X 1-1/4IN LG FOR TURBINE	J204	32	EA	1.76	56.32
11550ME044	BOLT, 1-1/2IN LG FOR TURBINE	J204	18	EA	3.00	54.00
11550ME045	BOLT, 1/2IN X 1-1/2IN LG FOR TURBINE	J204	9	EA	1.67	15.03
11550ME047	NOZZLE, CERAMIC	J204	6	EA	83.00	498.00
11553EI017	COUPLING,G.E TAG 201	J204	2	EA	490.00	980.00
11553EI018	NUT G.E.	J204	6	EA	14.00	84.00
11553EI019	SCREW, COPPER	J204	19	EA	82.00	1,558.00
11553EI020	NUT G.E.	J204	2	EA	4.00	8.00
11553EI021	NUT G.E.	J204	2	EA	3.50	7.00
11553EI032	HANDLE BRUSH PULLER	J204	2	EA	77.00	154.00
11553EI038	COIL, G.E. PART#0366A803G16	J204	4	EA	309.00	1,236.00
11565ME147	RING, HYRROGEN SEAL	J301	1	KIT	1,908.85	1,908.85
11565EI001	SWITCH, MERCOID PRESSURE, MALCOLM-DUNCAN	J301	2	EA	303.39	606.77
11565EI002	SWITCH, MERCOID PRESSURE, MALCOLM DUNCAN	J301	1	EA	186.00	186.00

ITEM #	DESCRIPTION	PICKING SEQ	QTY ON HAND	UOM	AVG COST	TOTAL COST
11565ME101	FLANGE, FLEX COUPLING 6S 1-5/8IN BORE	J301	5	EA	143.50	717.50
11565ME102	FLANGE, FLEX COUPLING 6S 1-1/4IN BORE	J301	5	EA	32.00	160.00
11565ME103	SLEEVE, FLEX COUPLING 6S HYTREL / MARTIN QUADRA-FLEX 6H	J301	2	EA	65.22	130.44
0000151788	RING, SEALING	J302	1	EA	2,850.00	2,850.00
0000151803	BUSHING PSH	J302	1	EA	2,275.00	2,275.00
0000151815	BUSHING, UPPER STEM	J302	2	EA	845.00	1,690.00
0000151821	CAM, ROLLER, DU BEARING	J302	2	EA	50.00	100.00
0000151826	DISC, VALVE 2 - 5	J302	1	EA	2,748.37	2,748.37
0000151896	GASKET, INLET OUTLET COVER TO STATIONARY TUBESHEET	J302	4	EA	214.71	858.84
0000151900	GASKET, SIDE SEAL COOLER BUNDLE TO STATOR	J302	8	EA	1,040.00	8,320.00
0000151913	BOLT, COUPLING, TURBINE TO GENERATOR	J302	1	EA	475.00	475.00
0000151914	NUT, COUPLING, TURBINE TO GENERATOR	J302	2	EA	320.00	640.00
11550ME001	GASKET, 3585, G.E.	J302	2	EA	4.00	8.00
11565ME007	GASKET, GE KIT, 3 PIECES ITEM 4	J302	2	EA	120.00	240.00
11565ME106	O RING G.E. ITEM 55H, PART V437V761-024	J302	5	EA	9.00	45.00
11565ME107	O RING, STOP VALVE, G.E., MANF. TO CYL,	J302	6	EA	0.63	3.78
11565ME108	O RING, G.E., ITEM 55A, PART V437V761-01	J302	2	EA	9.00	18.00
11565ME109	O RING, STOP VALVE, G.E. SOL OPERATOR IT	J302	6	EA	6.00	36.00
11565ME111	O RING,G.E. ITEM 55E	J302	6	EA	15.00	90.00
11565ME112	O RING G.E.	J302	2	EA	2.00	4.00
11565ME113	O RING G.E. ITEM 035	J302	3	EA	7.00	21.00
11565ME115	O RING, G.E., ITEM 55	J302	2	EA	5.10	10.20
11565ME116	O RING, G.E., ITEM 55B	J302	2	EA	31.00	62.00
11565ME117	O RING, G.E., ITEM 55M, PART V437V761-02	J302	4	EA	10.00	40.00
11565ME118	O RING,G.E., ITEM 55R	J302	2	EA	45.00	90.00
11565ME119	O RING, G.E., ITEM 55S	J302	1	EA	45.00	45.00
11565ME120	O RING, G.E., ITEM 55P	J302	2	EA	31.00	62.00
11565ME122	O RING, G.E., ITEM 55L	J302	2	EA	31.00	62.00
11565ME123	O RING, G.E., ITEM 55C	J302	6	EA	31.00	186.00

ITEM #	DESCRIPTION	PICKING SEQ	QTY ON HAND	UOM	AVG COST	TOTAL COST
11565ME124	O RING, STOP VALVE, DUMP VALVE, G.E. ITE	J302	4	EA	5.44	21.75
11565ME125	O RING, STOP VALVE, G.E., SOL, TO MANF.,	J302	34	EA	0.24	8.16
11565ME126	O RING, STOP VALVE, G.E., SOL. OPERATOR	J302	5	EA	6.00	30.00
11565ME127	O RING G.E #0655A770P0126, VALVE GEAR #7	J302	4	EA	0.67	2.68
11565ME128	O RING, G.E., ITEM 034	J302	1	EA	13.00	13.00
11565ME130	O RING, 2IN S W, G.E., PART 2-228 PARKER	J302	1	EA	7.00	7.00
11565ME132	O RING, 1/2 TUBE, G.E. PART 3-8 PARKER	J302	2	EA	9.00	18.00
11565ME133	O RING, 3/4 TUBE, G.E.,PART 3-12 PARKER	J302	2	EA	9.00	18.00
11565ME135	O RING, 1 1/4 TUBE, G.E., PART 3-20 PARK	J302	2	EA	14.00	28.00
11565ME136	O RING, FLUSHING VALVE ADAPTER, G.E., PA	J302	2	EA	31.00	62.00
11565ME137	O RING,1 1/2 S W, G.E., PART 2-225 PARKE	J302	13	EA	7.00	91.00
11565ME138	O RING, 1IN TUBE, G.E., PART 3-16 PARKER	J302	2	EA	15.00	30.00
11565ME139	O RING,SUCTION STRAINER, SIGHT GLASS, G.	J302	1	EA	30.00	30.00
11565ME140	O RING, 1/4IN TUBE, G.E., PART 3-4 PARKER	J302	2	EA	9.00	18.00
11565ME141	O RING, SERVO JET TUBE, 25 GPM, G.E., PA	J302	3	EA	31.00	93.00
11565ME142	O RING, SERVO VALVE, PARKER #2-113 VITON	J302	14	EA	4.82	67.52
11565ME143	O RING, SERVO JET TUBE, 50 GPM, G.E., PA	J302	2	EA	31.00	62.00
11565ME144	O RING, 3/8 TUBE, G.E., PART 3-6 PARKER	J302	2	EA	11.00	22.00
11565ME145	O RING G.E.	J302	7	EA	3.00	21.00
11565ME146	O RING, G.E.	J302	7	EA	15.00	105.00
11565ME152	RINGS,HYDROGEN SEAL FOR #1 T/G	J303	1	EA	3,500.00	3,500.00
0000151797	BUSHING, VALVE, STEM TO DISC	J303	1	EA	900.00	900.00
0000151883	STUD, HORIZONTAL JOINT, LOCATION A	J303	1	EA	650.00	650.00
11565ME150	RING, HYDROGEN SEAL	J304	1	EA	1,000.00	1,000.00
11550ME046	BUSHING, RING, SEAL, BRONZE	J304	2	EA	6,189.25	12,378.50
12201ME090	THRUST PLATE INACTIVE #2 TG - 957E186G0015	J304	1	EA	4,500.00	4,500.00
12201ME092	THRUST PLATE ACTIVE #2 TG - 957E185G0024	J304	1	EA	4,500.00	4,500.00
11565ME161	ELEMENT, FILTER, G E #1 TG HYD. FILTER	J401	2	EA	169.68	339.35
11565ME166	ELEMENT, FILTER, GE PL-718-6, 03110J93P0	J401	11	EA	41.53	456.81

ITEM #	DESCRIPTION	PICKING SEQ	QTY ON HAND	UOM	AVG COST	TOTAL COST
11565ME149	SEAL, INNER	J402	1	EA	1,200.00	1,200.00
11565ME151	RING, HYDROGEN SEAL	J402	1	EA	1,000.00	1,000.00
11553EI013	WASHER, GE	J402	2	EA	1.05	2.10
11553EI015	BOLT, STUD	J402	2	EA	1.10	2.20
11553EI031	BOLT, SPLIT	J402	2	EA	8.00	16.00
11565ME160	ELEMENT, FILTER,GE #1 TG HYD. FILTER	J402	7	EA	80.20	561.40
11565ME162	STRAINER, G.E. #0100A374P0004 ITEM 53,	J402	4	EA	153.61	614.42
11565ME163	ELEMENT, FILTER, EHC	J402	6	EA	561.23	3,367.36
11565ME165	ELEMENT, FILTER 586A-25PN	J402	5	EA	36.28	181.39
102021	PACKING,RING,SIZE 3/8 X 1.3	J403	28	EA	-	-
11553EI002	CLIP, G E	J403	1	EA	1.10	1.10
11553EI003	BUSHING	J403	1	EA	1.10	1.10
11553EI004	BUSHING	J403	1	EA	1.10	1.10
11553EI005	INSULATOR, BUSHING, G.E., TAG 225, ITEM	J403	1	EA	6.00	6.00
11553EI006	SCREW, GE	J403	6	EA	1.20	7.20
11553EI007	STRAP, PIPE, G E	J403	2	SET	2.10	4.20
11553EI008	BOLT	J403	2	EA	2.05	4.10
11553EI009	GRIP, CABLE, G.E., TAG 227, PART 643A355	J403	1	EA	6.25	6.25
11553EI010	SCREW, CAP	J403	9	EA	0.50	4.50
11553EI012	GRIP, SURFACE, G.E., TAG 228, ITEM 051	J403	1	EA	2.10	2.10
11553EI016	BOLT, JACK	J403	2	EA	2.60	5.20
11565ME008	KIT, BEARING, INCL: 2796A225DIAA001,2796	J403	2	SET	601.35	1,202.70
12550ME001	GASKET-SPIRAL WOUND #236B3493P0008	J403	2	EA	19.67	39.34
70602	SPACER,INSULATED,SIZE 4-1/4IN X 6IN	J403	12	EA	-	-
0000151885	STUD, HORIZONTAL JOINT, LOCATION D	J404	1	EA	790.53	790.53
11550ME027	BOLT, FOR TURBINE	J404	2	EA	25.00	50.00
12550ME016	STUD 4.0-8 X 19.26LI #0826E714P0874	J404	1	EA	344.85	344.85
12550ME017	STUD 3.50-8X18.26LI #0926E714P0790	J404	1	EA	306.85	306.85
12550ME019	STUD 3.0-8 X 12.00LI #0926E714P0725	J404	1	EA	348.27	348.27

ITEM #	DESCRIPTION	PICKING SEQ	QTY ON HAND	UOM	AVG COST	TOTAL COST
12550ME020	STUD 2.750-8 X 11.76LI #0926E714P0361	J404	1	EA	210.33	210.33
19966	STUD,TURBINE, TAP, SZ 3IN-8 X 11.76IN LG	J404	2	EA	223.76	447.52
20964	STUD	J404	1	EA	470.41	470.41
9820572521	STUD,TURBINE	J404	1	EA	281.20	281.20
12550ME037	SHIM-THRUST #03136J44POO1	J501	1	EA	1,249.25	1,249.25
9782572547	SHIM,THRUST,FOR TURBINE GENERATOR	J501	1	EA	1,249.25	1,249.25
19971	SEAT,VALVE,FOR TURBINE GENERATOR	J502	3	EA	1,877.20	5,631.60
12550ME025	SPRING SPILL STRIP #0635A260P0076	J502	1	EA	11.40	11.40
12550ME026	SPRING SPILL STRIP #0635A260P0079	J502	1	EA	11.40	11.40
12550ME027	SPRING SPILL STRIP #0635A260P0022B	J502	1	EA	11.40	11.40
12550ME028	SPRING SPILL STRIP #0635A260P0079A	J502	12	EA	11.40	136.80
12550ME029	SPRING SPILL STRIP #0635A260P0023A	J502	17	EA	10.82	183.99
12550ME032	WASHER, PLAIN #N402AP00017	J502	20	EA	0.60	12.00
12550ME035	SCREW-SC HD 1.500-8X2.50 #0431B502P0050	J502	10	EA	146.30	1,463.00
12550ME036	NUT-COVERED #187C4483P0015	J502	2	EA	187.50	375.00
12550ME039	SPRING PKG.RING #01141J37P0014	J502	6	EA	37.05	222.30
12550ME040	CRUSH PIN #040808190P0013	J502	3	EA	9.69	29.07
12550ME041	SPRING SPILL STRIP #0635A260P0077	J502	1	EA	11.40	11.40
12550ME042	SPRING SPILL STRIP #0635A260P0020A	J502	1	EA	10.00	10.00
12550ME043	SPRING SPILL STRIP #0635A260P0022	J502	1	EA	11.40	11.40
12550ME044	SPRING SPILL STRIP #0635A260P0082	J502	25	EA	11.40	285.00
12550ME045	SPRING SPILL STRIP #0634A260P0080	J502	27	EA	11.40	307.80
12550ME046	CLAMP #01156J77P0001	J502	1	EA	281.20	281.20
19950	BEARING,PIVOT POINT BUSHING,FOR TURBINE GENERATOR	J502	12	EA	18.72	224.64
20833	SCREW, SC-HD, 1.250-XC3.00	J502	4	EA	151.81	607.24
69735	PIN,ANTI-ROTATION	J502	1	EA	22.80	22.80
9063572686	BEARING,FOR TURBINE GENERATOR	J502	2	EA	8.32	16.64
12550ME049	BOLT, JACKING	J503	8	EA	150.58	1,204.64
12550ME050	NUT-JACK HEX #N213P00044	J503	9	EA	5.70	51.30

ITEM #	DESCRIPTION	PICKING SEQ	QTY ON HAND	UOM	AVG COST	TOTAL COST
12550ME051	LOWER LEAK/NITRILE #2796A150D1AA001	J503	1	EA	14.63	14.63
12550ME052	WASHER, LOCK B8A3X #0719A679P0016	J503	20	EA	3.71	74.20
12550ME053	HEAVY NUT #06643212P0153 AND #06643235P0	J503	2	EA	68.40	136.80
12550ME062	NUT #06643355P0003A	J503	4	EA	93.10	372.40
12550ME069	BLOWER, ASSEMBLY	J503	1	EA	624.15	624.15
12550ME070	SPRING, 01141J371P0019	J503	4	EA	37.81	151.24
12550ME071	SPRING #01141J37P0024A	J503	4	EA	37.81	151.24
12550ME072	SPRING #01141J37P0032A	J503	4	EA	46.04	184.14
12550ME073	STUD-TAP #0926E714P0432	J503	2	EA	96.90	193.80
12550ME074	STUD-THRU 06643212P0153A	J503	2	EA	82.65	165.30
19955	ROLLER, CAM	J503	1	EA	162.45	162.45
19958	NUT	J503	4	EA	68.40	273.60
12201ME114	STEM - SV 870B578-003	J504	1	EA	5,200.00	5,200.00
12550ME023	NUT-COVER #224B1210P0001	J504	1	EA	423.13	423.13
12550ME054	STUD-TAP 926E714P0489	J504	3	EA	524.91	1,574.73
12550ME061	STUD-TAP #0926E714P0138A	J504	2	EA	40.66	81.32
12550ME065	STUD #0926E715P0487	J504	2	EA	160.55	321.10
12550ME076	STUD-TAP #0926E714P0435A	J504	1	EA	81.70	81.70
0000151884	NUT, HORIZONTAL JOINT, LOCATION C AND D	J601	1	EA	425.00	425.00
12550ME055	NUT #187C4483P0011	J601	1	EA	135.00	135.00
12550ME056	NUT #187C4483P0011	J601	1	EA	135.00	135.00
12550ME057	NUT #187C4483P0011B	J601	1	EA	135.00	135.00
12550ME058	NUT #187C4483P0011C	J601	1	EA	135.00	135.00
12550ME059	NUT #187C4483P0010B	J601	1	EA	170.43	170.42
12550ME060	NUT #187C4483P0013	J601	1	EA	152.00	152.00
12550ME066	NUT, 2.500-8 A194GR4 #007647E23	J601	2	EA	134.90	269.80
12550ME078	WASHER-LOCK #04804854P0005	J602	2	EA	4.09	8.18
12550ME079	SPRING, 0635A260P0028B	J602	1	EA	11.59	11.59
12550ME080	SPRING #0635A260P0020B	J602	1	EA	11.59	11.59

ITEM #	DESCRIPTION	PICKING SEQ	QTY ON HAND	UOM	AVG COST	TOTAL COST
12550ME081	SPRING, #0635A260P0029B	J602	1	EA	11.59	11.59
12550ME082	SPRING #0635A260P0024A	J602	1	EA	11.59	11.59
12550ME083	SPRING, #0635A260P0024B	J602	1	EA	11.59	11.59
12550ME084	SPRING, #0635A260P0020C	J602	1	EA	11.59	11.59
12550ME085	SPRING #0635A260P0021	J602	1	EA	11.59	11.59
12550ME086	SPRING, #0635A260P0024C	J602	1	EA	11.59	11.59
12550ME087	SPRING #0635A260P0027B	J602	1	EA	11.59	11.59
12550ME088	SPRING #0635A260P0029	J602	2	EA	11.59	23.18
12550ME089	SPRING, #0635A260P0030	J602	2	EA	11.59	23.18
12550ME090	SPRING, #0635A260P0022C	J602	1	EA	15.00	15.00
12550ME091	SPRING, #0635A260P0031A	J602	19	EA	11.59	220.21
12550ME092	SPRING #06351260P0023C	J602	16	EA	12.66	202.48
12550ME093	SPRING #0635A260P0032C	J602	17	EA	15.00	255.00
12550ME094	SPRING #0635A260P0028C	J602	23	EA	13.22	304.08
12550ME095	SPRING #0635A260P0028D	J602	21	EA	12.89	270.66
12550ME096	SPRING #0635A260P0024D	J602	32	EA	11.82	378.15
12550ME097	SPRING #0634A260P0027C	J602	17	EA	15.00	255.00
12550ME098	SPRING #0635A260P0030A	J602	14	EA	13.86	194.08
12550ME099	SPRING #0635A260P0032D	J602	15	EA	14.77	221.59
12550ME100	SPRING #0635A260P0033	J602	15	EA	15.00	225.00
12550ME101	SPRING #0635A260P0025D	J602	17	EA	15.00	255.00
12550ME102	BEARING, FOR TURBINE GENERATOR	J602	2	EA	66.60	133.20
12550ME103	BEARING, FOR TURBINE GENERATOR	J602	2	EA	66.50	133.00
12550ME104	BEARING, FOR TURBINE GENERATOR	J602	2	EA	66.50	133.00
12550ME105	SCREW #N170P29044	J602	1	EA	0.38	0.38
12550ME110	STEM GUIDE BRACKET #09480033P002	J603	2	EA	1,411.70	2,823.40
12550ME009	BOLT HEAVY HEX	J603	5	EA	10.64	53.20
12550ME107	WASHER, INS. #314A3288P0003	J603	4	EA	7.41	29.64
12550ME108	LOCKPLATE, #0480485P0053	J603	21	EA	3.99	83.79

Schedule 16A – Initial Spare Parts List

ITEM #	DESCRIPTION	PICKING SEQ	QTY ON HAND	UOM	AVG COST	TOTAL COST
12550ME109	LOCK WASHER #S0637A987P0001	J603	10	EA	13.94	139.40
12550ME112	SCREW SOCKET HD CAP #N170P33024	J603	8	EA	1.24	9.92
12550ME113	PIN #0658A834P0001	J603	3	EA	8.74	26.22
12550ME114	PIN #0100A671P0003A	J603	1	EA	110.21	110.21
12550ME115	BEARING	J603	1	EA	46.80	46.80
141109	PIN,STEM TO DISC,FOR TURBINE	J603	3	EA	56.05	168.15
69708	BUSHING,CAM SHAFT	J603	9	EA	61.82	556.38
01180ME002	COUPLING, HUB, FASTS 4.5 FM,4.3710 BORE,	J604	1	EA	595.80	595.80
01180ME004	COUPLING SLEEVES FLANGE , FASTS 4.5 FM	J604	2	EA	621.11	1,242.21
21088	NUT, COVER, 4IN DIA, 8TPI	J604	6	EA	282.15	1,692.90
12550ME002	NUT-COVERED #187C4483P0012	J701	1	EA	291.84	291.84
12550ME116	NUT-COVERED #187C4492P0011	J701	8	EA	204.25	1,634.00
12550ME117	SCREW, SCC. HD #0431B502P0001	J702	10	EA	218.50	2,185.00
12550ME118	NUT, JAM HEX #004135J22A	J702	12	EA	34.58	414.96
12550ME119	GASKET, 02186J30P0008	J702	4	EA	28.15	112.61
12550ME120	GASKET, 04215J47P006R	J702	1	EA	41.99	41.99
12550ME121	BOLT	J702	5	EA	5.13	25.65
12550ME122	WASHER-LOCK #0480454P0005	J702	2	EA	4.09	8.18
12550ME124	UT-JACK #06643124P0008	J702	4	EA	1.26	5.04
12550ME127	CAP SCREW #S0649A134P0001	J702	3	EA	36.29	108.87
12550ME129	GASKET KIT #01328J87P0002	J702	2	EA	150.63	301.25
12550ME130	CAULKING STRIP #09448939P0001A	J702	18	EA	28.03	504.54
19970	SEAT,VALVE,FOR TURBINE GENERATOR	J702	1	EA	1,902.85	1,902.85
351-4000	GASKET,FOR HEAT EXCHANGER COOLER	J702	2	EA	200.00	400.00
12556ME007	IMPELLER, BRONZE, 10KA-H 6.50 DIA	J703	1	EA	179.00	179.00
12556ME001	BEARING, DISCHARGE CASE	J703	2	EA	213.00	426.00
12556ME002	BUSHING, THROTTLE	J703	2	EA	2.81	5.62
12556ME003	BUSHING ,CARBON	J703	2	EA	93.00	186.00
12556ME004	RING, WEARING	J703	3	EA	151.00	453.00

Schedule 16A – Initial Spare Parts List

ITEM #	DESCRIPTION	PICKING SEQ	QTY ON HAND	UOM	AVG COST	TOTAL COST
12556ME006	BEARING, SLEEVE	J703	4	EA	16.50	66.00
12556ME008	SLEEVE, BEARING	J703	2	EA	13.00	26.00
12556ME009	COUPLING,SHAFT 1 1/2	J703	2	EA	48.00	96.00
12556ME010	SEAL, MECH., JC. SER# 1280-9001	J703	1	EA	369.00	369.00
01180ME005	COUPLING HUB, FASTS 4.5 FM BORE 4.3710IN	J704	1	EA	323.85	323.85
01180ME006	COUPLING HUB, FASTS 4.5 FM BORE 3.9970IN	J704	1	EA	800.00	800.00
12562ME001	ELEMENT FILTER PALL, FOR TUBINE	J801	3	EA	984.41	2,953.23
12565ME001	ELEMENT FILTER HYDAC HYDRAULIC FOR TURBINE	J801	4	EA	108.08	432.30
12565ME002	FILTER,OIL, SPIN-ON, 12MICRON, FOR TURBINE	J801	5	EA	49.55	247.76
0000152822	GENERATOR, MAGNUM DESIGN ZINC PLATED CARBON STEEL SOUND	J803	5	EA	1,850.00	9,250.00
0000152823	GASKET, MAGNUM SERIES TITANIUM DIAPHRAGM KIT	J803	12	EA	450.00	5,400.00
11201ME010	HYDRAULIC CYLINDER FOR # 1 T/G	J804	1	EA	424.00	424.00
01189ME135	GEARBOX, FOR RETRACTABLE SOOT BLOWER	K334	0	EA	3,068.35	-
11550ME040	RING, PACKING ITEM 004	K443	1	KIT	1,350.00	1,350.00
11550ME041	RING, PACKING ITEM 003	K443	1	KIT	2,100.00	2,100.00
11201EI002	CABLE, ASSEMBLY	K443	1	EA	169.00	169.00
11201EI003	HEATER, OVERLOAD , G.E.	K443	3	EA	4.05	12.15
11201EI004	THERMOWELL MAIN STEAM	K443	2	EA	106.00	212.00
11201EI005	THERMOWELL ASHCROFT	K443	1	EA	39.00	39.00
11201ME100	BUSHING, 1.76IN ID X 2IN LG	K443	2	EA	991.00	1,982.00
11550ME023	BOLT, FOR TURBINE	K443	3	EA	50.00	150.00
11550ME029	BOLT, FOR TURBINE	K443	2	EA	19.00	38.00
11550ME043	SEAL, BEARING	K443	4	EA	36.00	144.00
11550ME066	RING, PACKING	K443	1	EA	31.00	31.00
11550ME067	RING, PACKING	K443	1	EA	11.00	11.00
27694	MOTOR,AC,3HP,208/230/460VAC,60HZ,1750RPM,182T FRAME	K444	2	EA	263.54	527.08
12201ME079	LUG 004 944909P004	K501	76	EA	40.00	3,040.00
12201ME080	LUG 005 944909-005	K501	8	EA	50.00	400.00
12201ME081	BOLT, DIAPHRAGM ADJUSTMENT	K501	8	EA	25.00	200.00

ITEM #	DESCRIPTION	PICKING SEQ	QTY ON HAND	UOM	AVG COST	TOTAL COST
12201ME082	BOLT, DIAPHRAGM ADJUSTMENT	K501	76	EA	15.00	1,140.00
12201ME083	DIAPHRAGM/ ADJUSTMENT SET SCREW 5549676-002	K501	41	EA	15.00	615.00
12550ME004	CAM ROLLER/BUSHING #0658A812P0001	K502	2	EA	162.45	324.90
12550ME005	PIN #0100A671P0003	K502	0	EA	110.20	-
12550ME007	NUT-COVERED 3187V4482P0008	K502	2	EA	204.25	408.50
12550ME010	STUD 1.250IN -8X8.76LI #066432P0153	K502	1	EA	82.65	82.65
12550ME012	CAULKING STRIP #09448930P0001	K502	24	EA	12.54	300.96
12550ME013	SEAL #201A11B #2796A225DIAA0001-NTL	K502	1	EA	36.98	36.98
12550ME015	CRUSH PIN #04808190P0040	K502	4	EA	8.55	34.20
19959	NUT	K502	6	EA	116.74	700.45
69722	FILTER, ELEMENT, 6.0MICRON	K502	2	EA	150.00	300.00
107652	BUSHING,TAPER,TORQUE ARM,3-7/16IN BORE DIAMETER,SIZE 6IN,FOR	K503	1	EA	550.16	550.16
10839	SWITCH,LIMIT,SIZE 14-22AWG WIRE,600VAC/VDC,10A,2NO 2NC	K503	3	EA	232.56	697.67
11562ME001	BREATHER, AIR MAZE	K503	2	EA	21.84	43.68
11562ME011	FILTER, CARTRIDGE, KAYDON E5	K503	16	EA	121.09	1,937.40
11562ME012	FILTER, SUCTION #2 TURBIN	K503	2	EA	108.10	216.20
21060	FILTER,BAG,BOWSER,FOR TURBINE LUBE OIL	K503	58	EA	12.61	731.31
107198	BEARING,PILLOW BLOCK,SET SCREW COLLAR LOCK,4-7/16IN INSIDE D	K504	1	EA	1,071.40	1,071.40
17100MEC019	BEARING, PILLOW BLOCK, 4-7/16IN EXPANSION	K504	1	EA	1,071.40	1,071.40
11550ME002	COVER, GASKET	K551	3	EA	3.61	10.83
11550ME013	BOLT, STUD	K551	1	EA	14.00	14.00
11550ME033	PIN, G E	K552	8	EA	32.10	256.80
01180ME026	BEARING,FLANGE,SET SCREW COLLAR LOCK,3/4IN ID ,BALL,2 BOLT M	K554	47	EA	112.43	5,284.21
30503ME027	HITCH PIN FOR FABRIC FILTER	K601	375	EA	0.49	183.75
30503ME029	CAP, DUST TUBE FOR FABRIC FILTER	K601	23	EA	8.00	184.00
30504ME004	FLEX JOINT, BLOWER INLET	K601	3	EA	92.52	277.56
12550ME003	PIN-DOWEL #0169A971P0039	K602	1	EA	95.95	95.95
30503ME024	TUBE HOOKS FOR FABRIC FILTER	K603	171	EA	5.48	936.54
148135	BEARING,PILLOW BLOCK, 3-15/16IN ID, SPHERICAL ROLLER, FLOATI	K604	1	EA	1,034.55	1,034.55

Schedule 16A – Initial Spare Parts List

ITEM #	DESCRIPTION	PICKING SEQ	QTY ON HAND	UOM	AVG COST	TOTAL COST
29446	BEARING,PILLOW BLOCK,3-15/16IN INSIDE DIAMETER,SPHERICAL ROL	K604	2	EA	1,100.42	2,200.84
30503ME028	WASHER FOR FABRIC FILTER	K604	620	EA	1.00	620.00
61132	BUSHING,TAPER,TORQUE ARM,4-7/16IN BORE DIAMETER,FOR GEARBOX	K604	1	EA	676.47	676.47
01189ME203	SPRING, HEAVY LOAD DIE, CHROM	K661	8	EA	21.80	174.41
01189ME205	SPRING, MEDIUM LOAD DIE, CHROME	K661	16	EA	10.90	174.40
01186ME001	ANCHOR,REFRACTORY,STEER HORN 3IN Y	K662	105	EA	1.69	177.45
01195ME001	PLUG, SUPERHEATER & FEEDWATER CONTROL VA	K662	1	EA	554.22	554.22
01201EI002	FLANGE,COVER ALARM DIAMOND POWER	K662	2	EA	431.80	863.60
01201EI003	THERM-O-WELD, 36IN HEIGHT TUBE, CERAMIC	K662	18	EA	65.00	1,170.00
01201EI004	THERMOCOUPLE, THERMAL W/3IN TERMINATION	K662	17	EA	84.00	1,428.00
01201EI006	THERMOCOUPLE CONNECTION HEAD	K662	4	EA	51.50	206.00
01201ME001	PACKING, DIAMOND POWER	K662	24	SET	3.25	78.00
11201EI006	THERMOWELL,12IN GORDON INC.	K662	6	EA	111.00	666.00
11916	ADAPTER,FLANGE,FOR ROTARY SOOTBLOWER	K662	3	EA	136.09	408.26
01201ME002	SIGHT GLASS - ASSM.GASKET DIAMOND POWER	K663	3	EA	141.71	425.11
01201ME003	GUARD RING, DP ANGLE ISO VALVES	K663	8	EA	3.75	30.00
01201ME004	VALVE DISC, DP ANGLE ISO VALVES	K663	1	EA	113.40	113.40
01201ME005	LOCKING FASTNER, DP ANGLE ISO VALVES	K663	5	EA	0.75	3.73
01201ME006	PACKING SET, DP ANGLE ISO VALVES	K663	8	SET	3.40	27.20
01201ME007	T-BOLTS, DP ANGLE ISO VALVES	K663	4	EA	4.00	16.00
01201ME008	SHAFT,VALVE FOR BOILER GAUGE VALVE ASSEM	K663	2	EA	84.67	169.34
01201ME009	BOLT, T DIAMOND POWER #100	K663	39	EA	4.50	175.50
11550ME025	BOLT, FOR TURBINE	K663	2	EA	23.00	46.00
153-0149	SWITCH,PRESSURE,TYPE 400 MDL,125/250VAC,15A,SIZE 1/4IN NPT,1	K663	1	EA	308.28	308.28
0000156033	GLAND,PACKING,D5E	K771	5	EA	161.83	809.15
110931	PACKING,FOR SOOTBLOWER	K771	0	EA	90.49	-
11727	PACKING,GLAND,SPLIT	K771	10	EA	115.25	1,152.50
999N000385	VALVE,POPPET,FOR ROTARY SOOTBLOWER	K771	0	EA	458.16	-
01189ME100	GASKET, 3-7/8X3.25X.175 FXS SS304	K772	13	EA	12.41	161.30

ITEM #	DESCRIPTION	PICKING SEQ	QTY ON HAND	UOM	AVG COST	TOTAL COST
01189ME103	PACKING, ARGO 1X.5 4 RINGS	K772	3	EA	14.05	42.15
01189ME106	RING, RETAINING, EXT WALDES TRUARC CS	K772	2	EA	-	-
01189ME107	ROLLER, LANCE 3.5IN	K772	2	EA	164.98	329.96
01189ME108	WASHER, THRUST 1X1.562 TORRINGTON	K772	9	EA	1.00	9.00
01189ME111	GASKET, 3.62X2.88X.12 FXS SS304	K772	5	EA	16.09	80.46
01189ME112	RING, RETAINING, SPLIT 2.15X2.74	K772	1	EA	40.46	40.46
01189ME115	VALVE, PURGE, 3/8 NPT	K772	10	EA	143.68	1,436.80
01189ME116	BEARING, CAM ROLLER	K772	32	EA	21.52	688.63
01189ME117	SHAFT, OPERATING D5A/E	K772	2	EA	158.14	316.28
01189ME118	PLATE, SEAL, ITEM 6 WALLBLOWER	K772	6	EA	234.62	1,407.71
01189ME119	SPRING, SLEEVE CUP, ITEM 7	K772	5	EA	20.44	102.21
01189ME120	SPRING, 1.75 X 1.396, FL=2.5,5CLS,ITEM 2	K772	9	EA	7.23	65.09
01189ME121	RETAINER, VALVE LOCKING SPRING, STEEL	K772	3	EA	3.78	11.34
01189ME122	CAP, VALVE STEM, ITEM 14	K772	17	EA	20.09	341.47
01189ME123	GASKET, 2.334 X 1.938 X D63 STEEL	K772	17	EA	2.03	34.43
01189ME124	CONNECTOR, TRAVERSING CHAIN FOR RETRACTA	K773	9	EA	12.46	112.14
01189ME126	BEARING, EXTENSION TUBE	K773	13	EA	16.88	219.38
01189ME130	PIN, PIVOT	K773	4	EA	57.35	229.40
01189ME132	LEVER, TRIP	K773	2	EA	131.70	263.39
01189ME204	SPRING, HORIZONTAL OPERATION	K773	4	EA	-	-
110931	PACKING,FOR SOOTBLOWER	K773	8	EA	90.49	723.92
11749	PACKING,RING,SET,3 PIECE,FOR ROTARY SOOTBLOWER FEEDTUBE	K773	19	EA	36.49	693.29
01189ME136	POPPET VALVE ASSEMBLY, T30MKIEX HD DVT 2.5IN 600 WCB # IFS/	K774	1	EA	921.23	921.23
112641	VALVE,SOLENOID,SIZE 0.25IN,3 WAY,120VAC,100PSI,200DEG F,ELEC	K801	2	EA	95.42	190.84
50003EI001	ELEMENT, PREFILTER FOR #3 AIR DRYER QRIA	K801	4	EA	432.85	1,731.40
50003EI003	FILTER ELEMENT FOR KEMP MOD. 310C	K801	1	EA	143.66	143.66
50003EI013	FILTER, AIR DRYER INLET	K802	5	EA	48.19	240.95
50003EI014	FILTER, AIR DRYER OUTLET	K802	5	EA	75.39	376.96
50003ME001	LOCK NUT, IMPELLER	K802	2	EA	9.68	19.36

ITEM #	DESCRIPTION	PICKING SEQ	QTY ON HAND	UOM	AVG COST	TOTAL COST
50003ME002	WASHER, CURVED	K802	2	EA	30.26	60.51
50003ME003	O-RING, DIFFUSER	K802	2	EA	15.74	31.47
50003ME004	GASKET, CASING	K802	2	EA	8.23	16.46
50003ME005	SEAL, MECHANICAL	K802	2	EA	214.00	428.00
50003ME006	SLEEVE, SHAFT BRONZE	K802	2	EA	59.28	118.56
50003ME007	KEY, IMPELLER	K802	2	EA	2.93	5.86
50003ME008	GASKET, SUCTION INLET	K802	7	EA	13.95	97.62
50003ME009	VALVE, CHECK	K802	2	EA	91.96	183.91
50003ME010	SLINGER	K802	2	EA	7.26	14.52
50003ME011	KIT, IMPELLER	K803	2	KIT	1,055.00	2,110.00
50003ME050	SLEEVE, SHAFT FOR GOULDS PUMP MODEL:3656	K803	2	EA	77.56	155.12
50003ME051	KEY, IMPELLAR FOR GOULDS PUMP MODEL:3656	K803	1	EA	21.00	21.00
50003ME052	BOLT, IMPELLER FOR GOULD PUMP	K803	6	EA	31.00	186.00
50003ME053	WASHER, IMPELLAR FOR GOULDS PUMP MODEL:3	K803	5	EA	57.00	285.00
50003ME054	SEAL, MECHANICAL FOR GOULDS PUMP MODEL:3	K803	2	EA	83.25	166.49
50003ME055	O-RING FOR GOULDS PUMP MODEL:3656 3X4-8	K803	2	EA	9.00	18.00
50003ME101	GASKET, CHECK VALVE FOR ATLAS COPCO MOD.Z	K803	5	EA	69.54	347.70
50003ME102	GASKET, CHECK VALVE FOR ATLAS COPCO MOD.	K803	5	EA	37.30	186.52
50003ME103	GASKET, CHECK VALVE FOR ATLAS COPCO MOD.Z	K803	5	EA	70.32	351.58
50003ME104	KIT, THROTTLE VALVE OVERHAUL FOR ATLAS C	K803	1	EA	805.47	805.47
50003ME105	FILTER,OIL FOR ATLAS COPCO MOD.ZR6-62 CO	K803	6	EA	32.36	194.13
50003ME106	KIT,OIL PUMP FOR ATLAS COPCO MOD.ZR6-62	K803	2	EA	72.48	144.96
50003ME108	DIAPHRAGM,HP BALANCE FOR ATLAS COPCO MOD	K803	3	EA	271.20	813.59
50003ME109	DIAPHRAGM,LP BALANCE FOR ATLAS COPCO MOD	K803	4	EA	350.61	1,402.42
50003ME107	GASKET, OIL RECEIVER FOR ATLAS COPCO MOD.	K804	2	EA	0.78	1.56
50003ME110	KIT,THROTTLE VALVE MOUNTING FOR ATLAS CO	K804	2	EA	156.33	312.65
50003ME111	KIT,PIPE SEAL DRAIN REGULATOR FOR ATLAS	K804	3	EA	39.01	117.03
50003ME112	KIT, FLOAT VALVE FOR ATLAS COPCO MOD.ZR6	K804	6	EA	28.54	171.24
50003ME113	KIT,UNLOADER FOR ATLAS COPCO MOD.ZR6-62	K804	3	EA	28.57	85.71

Schedule 16A – Initial Spare Parts List

ITEM #	DESCRIPTION	PICKING SEQ	QTY ON HAND	UOM	AVG COST	TOTAL COST
50003ME114	BEARING, THROTTLE VALVE	K804	10	EA	20.71	207.05
50003ME115	KIT, CHECK VALVE FOR ATLAS COPCO MOD.ZR6	K804	1	EA	1,251.72	1,251.72
50003ME116	HUMP HOSE FOR ATLAS COPCO AIR COMPRESSOR	K804	3	EA	765.34	2,296.01
50009ME100	MONITOR, FIRE, 3IN FLANGED BASE, 150# FIRE CANON	K804	1	EA	1,015.25	1,015.24
01165ME005	NOZZLE, ATTEMPERATOR SPRAY #067689	K881	5	EA	627.00	3,135.00
01165ME006	NOZZLE, ATTEMPERATOR SPRAY #067688	K881	4	EA	627.00	2,508.00
01186ME008	ANCHOR, REFRACTORY, 1IN TUBE	K881	436	EA	0.76	331.36
01186ME011	ANCHOR, REFRACTORY 4IN V	K881	488	EA	2.90	1,415.20
01168ME005	BRACKET, PLATE 1/4IN, 310SS	K882	41	EA	43.05	1,765.23
01168ME006	J-BOLT, 3/8IN DIA. ROD X 6-1/2IN LG., 310S	K882	40	EA	43.63	1,745.39
01189EI104	OVERLOAD, AB 193-EA1DB	K882	4	EA	583.71	2,334.83
01189ME134	PLATE, SCRAPPER ASSEMBLY	K882	1	EA	285.54	285.54
11641	COUPLER,A108 SAE 1112,FOR SOOTBLOWER LANCE	K882	1	EA	67.03	67.02
117368	CONTACTOR,120VAC LINE,9A	K882	1	EA	71.17	71.17
152-8081	SWITCH,LIMIT, 2NO 2NC	K882	6	EA	324.98	1,949.89
01189EI102	MOTOR,0.75HP,TRAVERSE,SOOT BLOWER	K883	2	EA	692.17	1,384.33
01189EI103	MOTOR,ROTARY,.75HP SOOT BLOWER	K883	5	EA	-	-
01189ME113	GEARBOX ASSEMBLY - POWER PACK, TRAVERSE NO MOTOR	K883	0	EA	3,031.38	-
01189ME114	PACK, POWER ASSEMBLY, D5E/ES	K883	1	EA	1,253.53	1,253.53
11750	MOTOR,AC,1/8HP,220VAC,3 PHASE,60HZ,1725RPM,48C FRAME,FOR SOO	K883	2	EA	545.59	1,091.17
36779	GASKET, VALVE, SEAT, FOR PLATTCO VALVE	KEND	20	EA	13.29	265.80
16453ME184	SHAFT END 1FT 8 3/8IN LONG FOR ASH COLLECT	KFLOR	2	EA	193.45	386.90
0000152412	FILTER INSERT 1000092993	KTOP	9	EA	245.68	2,211.12
601534	SPRING,CABLE SUSPENSOR KONE BRIDGE CRANE 52566495	KTOP	0	EA	258.83	-
0000166278	ASSEMBLY,HEAD PULLEY,GALLERY BELT CNV	LAYDOWN	1	EA	37,235.00	37,235.00
0000166279	ASSEMBLY,TAIL PULLEY,,GALLERY BELT CNV	LAYDOWN	1	EA	20,636.25	20,636.25
0000166280	ASSEMBLY,HEAD PULLEY,C-12 CNV	LAYDOWN	1	EA	4,163.75	4,163.75
0000166281	ASSEMBLY,BEND PULLEY,GALLERY BELT CNV	LAYDOWN	1	EA	15,381.25	15,381.25
0000166282	ASSEMBLY,TAIL PULLEY,C-1 BELT CNV	LAYDOWN	1	EA	12,028.75	12,028.75

ITEM #	DESCRIPTION	PICKING SEQ	QTY ON HAND	UOM	AVG COST	TOTAL COST
0000166283	ASSEMBLY,PULLEY,COUNTERWEIGHT,GALLERT BELT CNV	LAYDOWN	1	EA	20,180.00	20,180.00
0000166284	ASSEMBLY,HEAD PULLEY,C-1 BELT CNV	LAYDOWN	1	EA	19,413.75	19,413.75
0000166285	ASSEMBLY,TAIL PULLEY,C-12 BELT CNV	LAYDOWN	1	EA	6,191.25	6,191.25
0000167428	BELT,CONVEYOR,60IN WIDE,300FT LONG,1 PLY 440 PIW,1/4IN X 1/8	LAYDOWN	329	FT	40.66	13,377.63
01165ME104	DOOR PLUG OVAL BOILER DOORS	LAYDOWN	3	EA	119.00	357.00
108046	LINK,CHAIN,MASTER,RIVETED,1/2IN PITCH,FOR CHAIN SIZE 40	M105	5	EA	1.30	6.52
108056	LINK,CHAIN,MASTER,RIVETED,3/4IN PITCH,FOR CHAIN SIZE 60H	M105	11	EA	1.40	15.40
108059	LINK,CHAIN,MASTER,RIVETED,1IN PITCH,FOR CHAIN SIZE 80	M105	7	EA	1.60	11.20
108069	LINK,CHAIN,MASTER,1-1/2IN PITCH,FOR CHAIN SIZE 120	M105	8	EA	3.12	24.97
16453ME230	PIN, SHEAR, 3/4IN ASHTECH DRAGS	M105	26	EA	22.06	573.50
400-0510	BUSHING,SHEAR PIN,TYPE SP-27,SIZE 3/4IN PIN DIA,HARDENED STE	M105	17	EA	27.75	471.68
01186ME004	ANCHOR,REFRACTORY 3IN V	M108	100	EA	1.44	143.63
16450ME149	TENSION SPRINGS 100MMX51MMX3.5MM TLT	M113	98	EA	15.94	1,562.06
16450ME154	TENSION SPRINGS 80MMX41MMX3.0MM TLT	M113	51	EA	4.21	214.59
50009ME101	COUPLER, BRASS FIRE HOSE ADAPTOR 1 1/2IN	M113	6	EA	19.41	116.46
16450ME033	ADAPTER, 1/4IN X JIC X 1/8IN 90DEG PIPE	M120	6	EA	3.42	20.52
16450ME034	ADAPTER, 1/4IN X JIC X 1/4IN 90DEG PIPE	M120	5	EA	4.74	23.70
16450ME036	ADAPTER, 1/4IN X JIX X 1/8IN 45DEG PIPE	M120	4	EA	4.95	19.80
16450ME063	ADAPTER, 1/4IN X JIC X 1/4IN 45DEG PIPE	M120	5	EA	6.16	30.80
16450ME064	FITTING, HYDRUALIC 7/16IN 20 SAE-04 X M6X2	M120	5	EA	26.36	131.80
16450ME065	FITTING, HYDRAULIC 1/4IN NPT X M16X2	M120	6	EA	11.25	67.50
50018ME097	TRAP, 3/4IN STEAM, MAX ALLOW PRESS/PMA=40	M124	2	EA	303.35	606.70
50018ME098	STRAINER 3/8IN	M124	2	EA	13.33	26.65
50018ME099	STRAINER, THREADED Y, 1IN	M124	3	EA	28.65	85.95
16450ME057	CAP SCREW, FLAT HEAD SOCKET FOR ASH EXPE	M126	17	EA	3.06	51.93
16450ME058	SEALING WASHER, BUNA-N 1/4 THICK X 2 OD	M126	100	EA	1.12	112.00
16450ME059	FLAT WASHER, 3/4 ID X 2 OD FOR ASH EXPEL	M126	51	EA	1.00	51.00
16450ME060	NUT, HEAVY HEAD 3/4-10 NC FOR ASH EXPELL	M126	100	EA	16.99	1,698.73
01159ME775	FITTING, BANJO FOR FEED TABLE CYLINDER	M140	2	EA	37.85	75.70

ITEM #	DESCRIPTION	PICKING SEQ	QTY ON HAND	UOM	AVG COST	TOTAL COST
01159ME857	FITTING,15MM BANJO MARTIN CYLINDER	M140	9	EA	36.73	330.58
16450ME130	COUPLING, CHAIN FOR TLT RIDDLING WET & D	M141	38	EA	213.72	8,121.29
109680	GLASS,SIGHT,W/REFLECTOR,SIZE 3/4IN	M209	24	EA	5.58	133.92
129956	FILTER,AIR,PRIMARY,FOR 966H LOADER	MEZZTOP	0	EA	129.51	-
147857	FILTER,AIR, PRIMARY ELEMENT, FOR FRONT END LOADER	MEZZTOP	0	EA	109.28	-
147874	FILTER,FUEL,ELEMENT, FOR FRONT END LOADER	MEZZTOP	0	EA	28.05	-
64018	FILTER,FUEL,DIESEL,SIZE 3-11/16IN OD X 1IN-14 THD X 10-1/2IN	MEZZTOP	0	EA	22.11	-
30501ME219	HOSE, LUBE 20IN LONG FOR SWECO MOD.XS40C1	NEWG101	4	EA	57.72	230.89
30501ME222	GASKET, WHITE TPE FOR SWECO MOD.XS48C66	NEWG101	9	EA	56.20	505.82
30501ME223	GASKET, WHITE TPE FOR SWECO MOD.XS40X128	NEWG101	1	EA	59.06	59.06
9999022607	TIEDOWN,ASSEMBLY,CENTER	NEWG101	2	EA	137.82	275.63
30501ME304	IMPELLER,1K3X2-62RV P/N MY50729A62/KE103	NEWG102	1	EA	540.00	540.00
30501ME306	SHAFT-GP1K SOLID HOOK SLEEVE FOR TERTIAR	NEWG102	1	EA	194.00	194.00
30501ME300	KIT,SEAL HARDWARE,STUD & NUTS 4EA/KIT	NEWG102	2	EA	31.00	62.00
30501ME301	HUB,FALK COUPLING 30T31 FOR TERTIARY WAT	NEWG102	3	EA	625.56	1,876.68
30501ME302	SPACER ASSEMBLY, COUPLING 102T31 FOR TER	NEWG102	1	EA	-	-
30501ME303	HUB, FALK COUPLING 1020T31/35 FOR TERTIA	NEWG102	1	EA	49.00	49.00
30501ME305	GASKET, IMPELLER GP1K FOR TERTIARY WATER	NEWG102	2	EA	12.50	24.99
30501ME307	GASKET, REAR COVER 8IN FOR TERTIARY WATER	NEWG102	2	EA	19.75	39.50
30503ME053	OILER, INLINE 1/2 NPT WILKERSON L28-04AMB 1/2IN	NEWG103	9	EA	58.80	529.20
16450ME067	VALVE, 1IN SS BALL WA36	NEWG104	2	EA	394.50	789.00
16450ME071	CLAMP, 1IN NORMAL BORE PIPE	NEWG104	7	EA	4.57	31.96
16453ME191	OUTLET BOOT 316-24-19.25X 20.5 FF SCREW CONVEYORS	NEWG105	1	EA	244.00	244.00
16453ME192	INLET BOOT 316-14.5 X 6 TGRB316 FF SCREW CONVEYORS	NEWG105	3	EA	157.78	473.34
30500ME013	CYLINDER, AIR, 6IN W/CLEVIS AND CLEVIS PIN	NEWG106	2	EA	1,210.95	2,421.90
30500ME064	SILENCER,UNIVERSAL MOD.U5-3 WHEELA.	NEWG106	1	EA	885.00	885.00
16453ME406	TRANSITION BEARING S2000 2-15/16IN EXPANSION DRAG CONVS.	NEWG203	8	EA	498.55	3,988.40
16453ME407	TRANSITION BEARING S2000, 2-15/16IN NON EXPANSION DRAG CONVS	NEWG203	8	EA	498.55	3,988.40
01159ME400	PLATE, ORIFICE, UFA BOILERS # 1, 2 , 3	NEWG204	3	EA	75.00	225.00

Schedule 16A – Initial Spare Parts List

ITEM #	DESCRIPTION	PICKING SEQ	QTY ON HAND	UOM	AVG COST	TOTAL COST
30501ME017	DIAPHRAGM, VERSA MATIC V305N FILTER PRESS SUMP PUMP	NEWG204	4	EA	63.20	252.80
50018ME195	VALVE, 4IN PVC HAYWARD TB-1400SE 501 MIX MEDIA TANK	NEWG204	2	EA	312.84	625.68
21350ME115	REPAIR KIT, SLURRY METERING PUMPS	NEWG205	2	EA	3,596.89	7,193.78
21350ME126	DIAPHRAGM, D-35 HYDRA CELL METERING PUMP	NEWG205	4	EA	77.49	309.97
21350ME128	O-RING, BUNA D 35 HYDRA CELL METERING PUMP	NEWG205	5	EA	8.10	40.50
30503ME054	REGULATOR / FILTER B28-04-AGMB 1/2IN	NEWG205	1	EA	125.32	125.32
45005	SEAL,BUNA-N,FOR WANNER HYDRACELL PUMP,POS 62	NEWG205	2	EA	45.75	91.50
54292	PLUNGER,FOR WANNER HYDRACELL PUMP	NEWG205	5	EA	3.10	15.49
30512EI004	FILTER, FOR ID FAN MOTORS	NEWG206	8	EA	173.06	1,384.49
16453ME502	BOLT, 7/8IN X 6-1/4IN LG GR 5, HHC5	NEWG304	35	EA	4.77	166.97
16453ME503	NUT, 7/8IN NC, CENTER LOCK NUT ZN FF SCREW CONVEYORS	NEWG304	40	EA	0.96	38.20
30503ME042	CLAMP, FILTER BAG QUICK RELEASE FITS 8IN DIAM	NEWG305	82	EA	2.85	233.37
16453ME154	SHAFT, END 2IN FOR ECONO SCREW CONVEYOR	NEWG306	1	EA	212.27	212.27
30504ME002	FLEX JOINT, BLOWER OUTLET	NEWG402	4	EA	174.42	697.68
30504ME003	FLEX JOINT, COMBINED OUTLET	NEWG402	2	EA	286.38	572.76
30501ME003	DRIVE, ROTOMISSION	NEWG406	1	EA	6,051.00	6,051.00
16453ME194	SHEAVE, DRIVEN 3-3 V 19.00 FF SCREW CONVEYORS	NEWG505	1	EA	231.00	231.00
16453ME910	SHAFT, COUPLING MTO, 3.4375IN DIA., SPECIAL LENGTH 25-7/8IN	NEWG506	12	EA	574.42	6,893.01
16453ME025	PNEUMATIC, CYLINDER FOR SH FLAP GATES	NEWG606	4	EA	593.42	2,373.68
01186ME402	VIEWPORT, TATE JONES ANGULAR MODEL 12 W/ 2-3/4 X 3- 1/2 BOI	NEWG806	4	EA	625.00	2,500.00
16453ME504	BOLT, 3/4IN X 6-1/4IN LG HHCS	NEWG806	18	EA	3.84	69.13
01165ME101	GASKET, DRUM 1&2, 12 X 16 SPECIAL FLEX. M	NRTH200	5	EA	68.06	340.30
03165ME100	GASKET, ROUND 16IN ID BOILER DRUM #3 RILEY 17-1.2IN OD	NRTH200	8	EA	81.07	648.55
03165ME101	GASKET, #3 STEAM DRUM 14 X 18	NRTH200	10	EA	96.75	967.50
50018ME093	GASKET, BLOWDOWN HEAT EXCHANGE, SIZE 10-	NRTH200	5	EA	29.17	145.84
01159ME778	CYLINDER, FEED RAM FEED TABLE CYL.	NRTHWALL	9	EA	981.43	8,832.85
12556ME012	GASKET, #2 BYPASS CONDENSER 66 1/4IN OD X	NRTHWALL	20	EA	-	-
30501ME200	SCREEN ASSEMBLY SLAKER FOR SWECO MOD.XS48A5A020M	NRTHWALL	4	EA	359.97	1,439.87
30501ME201	PLATE, BOTTOM FOR SWECO MODEL XS48C66	NRTHWALL	1	EA	775.00	775.00

Schedule 16A – Initial Spare Parts List

ITEM #	DESCRIPTION	PICKING SEQ	QTY ON HAND	UOM	AVG COST	TOTAL COST
17100EI034	FUSE, 600V - 3/4 AMP TIME DELAY	O502	6	EA	6.00	36.00
17100EI035	FUSE, 250V 1 AMP MIDGET TIME DELAY	O502	10	EA	-	-
35603EI018	FUSE LESRK 100 DUAL ELEMENT TIME DELAY 600 VOLT	O505	12	EA	45.90	550.80
35603EI004	FUSE, SEMICONDUCTOR, FOR SWITCH GEAR, 15	O506	10	EA	40.00	400.00
52058	FUSE,TIME DELAY,TRI-ONIC,BLADE TYPE,CLASS RK5,500A,600VAC,SI	O508	6	EA	162.34	974.04
35603EI005	FUSE, 4.8 KV/6R FOR #3 SWITCHYARD G.E.	O509	2	EA	585.00	1,170.00
01183ME010	SPROCKET-#1/450075K2-20MM	OBSOOBSO	0		40.00	-
01183ME011	SPROCKET #1/4675911K10-20MM	OBSOOBSO	0		40.00	-
101530	BELT,BANDED V,4 BAND,NOTCHED,4/5VX1180,118IN OUTSIDE CIRCUMF	OBSOOBSO	0		80.57	-
102338	BELT,CONVEYOR,SIZE 1690MM WD X 5970MM LG,FOR STEINERT EDDY C	OBSOOBSO	0		3,421.90	-
11550ME048	RING, THRUST ACTIVE , #1TG, GE#875E440G0001	OBSOOBSO	0		-	-
11550ME049	RING, THRUST INACTIVE , #1TG, GE#875E441G0001	OBSOOBSO	0		-	-
12201EI003	PROBE, VIBE PART# 2096J15-0	OBSOOBSO	0		267.00	-
12201EI004	PROBE, PROXIMITY	OBSOOBSO	0		88.00	-
12201EI008	PROBE #300-03-00-33-24-01	OBSOOBSO	0		525.00	-
12201EI009	PROBE, PROXIMITY, BENTLEY NEVADA	OBSOOBSO	0		525.00	-
12201EI011	PROBE, PROX. BENTLY NEVADA #21505-00-28-	OBSOOBSO	0		145.00	-
12201EI012	CABLE, EXTENSION G.E.	OBSOOBSO	0		36.00	-
12201EI013	CONTROL, PICK UP MAG SPD FOR #2 TG DL-09	OBSOOBSO	0		406.00	-
16453ME242	REDUCER, CHH4186 - RATIO 258:1 FOR FLYAS	OBSOOBSO	0		6,385.75	-
16450ME022	CYLINDER, DISCHARGE HYDRAULIC COMPLETED FOR ASH EXP	OBSOOBSO	0		2,081.48	-
16450ME100	PUMP, TLT SUPPLY PUMP FOR TLT ASH EXPELLARS HYD.	OBSOOBSO	0		1,187.14	-
16453ME235	CHAIN, 14MM - 11 LINK MATCHED PAIR FOR	OBSOOBSO	0		33.19	-
16453ME239	BAR, FLIGHT, 36IN LG	OBSOOBSO	0		107.42	-
16453ME240	REDUCER, CHH4195- RATIO 187:1 FOR FLYASH	OBSOOBSO	0		6,431.55	-
17100MEC800	CARTRIDGE BEARING, ERIE # 430916	OBSOOBSO	0		7,625.00	-
17100MEG016	CONTROLLER, FREQUENCY 3.0 KW FOR G-11	OBSOOBSO	0		2,884.45	-
17100MEG021	PULLEY,CONVEYOR,DRUM/TAIL,FOR BELT CONVEYOR	OBSOOBSO	0		6,820.00	-
17100MEG022	WIPER, FOR BELT SCRAPPER	OBSOOBSO	0		74.43	-

Schedule 16A – Initial Spare Parts List

ITEM #	DESCRIPTION	PICKING SEQ	QTY ON HAND	UOM	AVG COST	TOTAL COST
30501ME079	LOCKNUT,LABYRINTH FOR WARMAN MOD.1.5/1 B	OBSOOBSO	0		53.07	-
30501ME600	GEARBOX,DILUTION WATER TANK	OBSOOBSO	0		1,254.93	-
30504EI001	MOTOR,CARBON ROTARY FEEDER	OBSOOBSO	0		392.85	-
30504ME010	GEAR REDUCER, GROVE MOD.HMQ1175 FOR CARB	OBSOOBSO	0		345.71	-
5187	MOTOR,AC,3HP,208/230/460VAC,4.1A FL,60HZ,1760RPM,182T FRAME,	OBSOOBSO	0		341.86	-
66080	BEARING,SELF ALIGNING,FOR STEINERT NON FERROUS SYSTEM	OBSOOBSO	0		188.00	-
110793	MOTOR,AC,15HP,3 PHASE,60HZ,1756RPM,254TC FRAME,TEFC ENCLOSUR	OBSOOBSO	0	EA	1,032.16	-
16450ME026	PISTON ROD FOR TLT ASH EXPELLARS MOD.3.2	OBSOOBSO	0	EA	2,063.00	-
16450ME128	SPROCKET,ROLLER CHAIN, DRIVEN #120,60T,	OBSOOBSO	0	EA	3,995.00	-
16453ME233	CHAIN, 14MM - 17 LINK MATCHED PAIR FOR	OBSOOBSO	0	EA	396.12	-
16450ME046	WEAR PLATE LOWER RAM FOR TLT ASH EXP PUSH PLATE	OBSOOBSO	0	EA	482.70	-
22400ME250	GEAR REDUCER 50:1 , PACIFIC PRESS 350018 FILTER PRESS	OBSOOBSO	0	EA	1,470.93	-
0000148679	OIL, HYDRAULIC, TYPE AW68	OILSHED	5	DRM	379.27	1,896.35
16450ME306	BELT,CONVEYOR, 4 PLY, 72IN WD, 585FT LG, 600LB,FOR GALLERY	OSEPPE	1	RL	65,737.27	65,737.27
16450ME620	BELT, CONVEYOR, SZ 72IN WD X 185FT LG, 4PLY, 500PIW, 3/8IN X	OSEPPE	1	EA	20,612.53	20,612.53
17100MEC001	IDLER, 72IN 20 DEGREE TROUGHING IMPACT, H602-72 C-1	OSGRND	2	EA	790.00	1,580.00
17100MEC005	IDLER, 60IN 20 DEGREE TROUGHING, H601-60 C-4 & C-9	OSGRND	0	EA	290.00	-
17100MEC010	IDLER, RUBBER DISC RETURN ROLLER, 60IN H612-60 C-4 & C-9 C	OSGRND	6	EA	285.00	1,710.00
11556ME101	PUMP, CONDENSATE, 4 STAGE	OSGRND	1	EA	16,900.00	16,900.00
0000154606	COIL,STEAM	OSGRND	3	EA	14,575.00	43,725.00
01159ME905	FIXED GRATE BAR, 100MM, MODEL N, 4681 RS, 07.200.2801	OSGRND	96	EA	-	-
01165ME104	DOOR PLUG OVAL BOILER DOORS	OSGRND	3	EA	119.00	357.00
01168ME012	HAND CUFF, WEST END HIGH TEMP SUPERHEAT	OSGRND	71	EA	97.38	6,913.63
01168ME013	HAND CUFF, EAST END HIGH TEMP SUPERHEAT	OSGRND	44	EA	93.85	4,129.54
01186ME020	REAR CONVECTION WALL OFFSET TUBES - LOWER BIFIRCATION	OSGRND	20	EA	436.33	8,726.60
01186ME022	ECONOMIZER STRINGER TO DRAIN TUBES 2.0IN 0.203MWSA210-A1	OSGRND	10	EA	184.72	1,847.20
01186ME023	FURNACE ROOF Y TUBES	OSGRND	1	EA	2,352.25	2,352.25
01186ME024	UPPER REAR CONVECTION WALL RADIUS TUBES	OSGRND	0	EA	131.41	-
01186ME062	SHIELD, 1 3/4IN X 24IN , STRAIGHT, 309SS	OSGRND	530	EA	8.63	4,573.90

Schedule 16A – Initial Spare Parts List

ITEM #	DESCRIPTION	PICKING SEQ	QTY ON HAND	UOM	AVG COST	TOTAL COST
01186ME063	SHIELD, SUPERHEATER & ECONOMIZER 1-3/4IN X 6FT , 210 WRAP WI	OSGRND	0	EA	104.25	-
01186ME089	SHIELD, 1-3/4IN X 6FT , 210 DEGREE WRAP WITHOUT BELL 7 GAUG	OSGRND	190	EA	78.50	14,914.05
01189ME110	TUBE, FEED, ASSEMBLY	OSGRND	2	EA	1,707.00	3,414.00
16453ME010	ROLLER, RETURN, 6IN FOR 60IN BELT	OSGRND	5	EA	290.00	1,450.00
16453ME911	SCREW, MTO, 16IN DIAMETER X 16IN PITCH , 9FT -3/4IN LONG FF	OSGRND	2	EA	3,353.10	6,706.20
16453ME912	SCREW, MTO, 16IN DIAMETER X 16IN PITCH, 11FT -8IN LONG FF SC	OSGRND	4	EA	4,396.59	17,586.36
16453ME913	SCREW, MTO, 16IN DIAMETER X 16IN PITCH, 13FT -5-1/2IN LONG F	OSGRND	3	EA	6,243.45	18,730.35
50042ME002	RUBBER CUTTING EDGE 911R-78	OSGRND	2	EA	1,485.44	2,970.88
50042ME004	RUBBER CUTING EDGE 4959 911R-72 / 144IN	OSGRND	2	EA	1,371.18	2,742.35
50042ME006	CUTTING EDGE, STEEL , 1006668- QTY-2 & 3G6395-QTY-2 CAT 19	OSGRND	0	EA	1,534.80	-
50419	CLIP,TUBE SHIELD,SIZE 3IN	OSGRND	370	EA	1.95	721.50
50439	CLIP,TUBE SHIELD,SIZE 2-1/2IN DIA	OSGRND	161	EA	1.85	297.85
68104	CLIP,TUBE SHIELD,SIZE 2IN	OSGRND	0	EA	-	-
0000152665	MIXER, AUGER, 16TPH DRIVE WITH 1/2IN CHROMIUM CARBIDE PADDLE	OSGRND	1	SET	4,201.09	4,201.09
0000153224	SCREEN,BLANK,.1205IN THK,AQ36,41.00 X 75.5-OB,EDGE TYPE H,1-	OSGRND	9	EA	218.52	1,966.64
0000153376	MIXER, AUGER, 16TPH SLAVE WITH 1/2IN CHROMIUM CARBIDE PADDLE	OSGRND	1	EA	4,243.07	4,243.07
102818	SCREEN,CONVEYOR,WIRE SLOTS,SIZE 3/8IN X 1IN OPENING,FOR JOES	OSGRND	36	EA	270.28	9,730.13
21350EI202	PUMP, COOLING TOWER CIRC	OSGRND	1	EA	71,645.00	71,645.00
01186ME068	CLIP,TUBE SHIELD,SZ 1-3/4IN, 210 WRAP	OSOS	42	EA	3.63	152.46
101957	REFRACTORY,TILE,CORE 082,SILICON CARBIDE,SZ 8 X 8,BC,3IN TUB	OSOS	650	EA	15.09	9,808.82
31033	PLATE,GRATE,TRANSITION,MODEL 2855,FOR MARTIN STOKER	OSOS	1	EA	96.42	96.41
50018ME175	VALVE 4IN GATE BUTTWELD	Q101	1	EA	96.00	96.00
01168ME009	SEAL PLATE 4IN FOR PRIMARY 2 SUPERHEATER	Q102	15	EA	33.85	507.74
01168ME010	SEAL PLATE 3IN FOR HIGH TEMP & PRIMARY 3 SUPEHEAT	Q102	74	EA	6.15	455.30
01168ME011	SEAL PLATE 6IN FOR SUPEHEAT STRINGER	Q102	114	EA	27.90	3,180.89
50009ME001	PUMP, JOCKEY FIRE	Q105	1	EA	7,456.00	7,456.00
16453ME248	REDUCER FOR PUG MILL GEARBOX REPLACES PN16453ME229	Q106	1	EA	3,056.41	3,056.41
45598	MOTOR,AC, 3HP, 208/230/460VAC, 3 PH, 60HZ, 860RPM, 215T FRM,	Q107	2	EA	913.19	1,826.38
133940	MOTOR,AC, 7.5HP, 460VAC, 3 PH, 1750RPM, 213T FRM, TEFC ENCL,	Q110	1	EA	854.32	854.32

Schedule 16A – Initial Spare Parts List

ITEM #	DESCRIPTION	PICKING SEQ	QTY ON HAND	UOM	AVG COST	TOTAL COST
01159ME688	HOSE, RADIATOR, 2IN H.D. MART. SYS	Q111	49	FT	3.89	190.61
50018ME168	VALVE, GATE, 2IN , FLANGED, POWELL, 600#	Q111	2	EA	488.40	976.80
50018ME171	VALVE, 2IN GATE, #150 FLANGED 4 HOLE	Q111	1	EA	175.00	175.00
50018ME172	VALVE, CONTROL, 1IN FISHER	Q111	1	EA	2,063.73	2,063.73
50018ME173	VALVE, CONTROL, 2IN FOR SOOTBLOWER, COPES	Q111	1	EA	1,281.00	1,281.00
50018ME178	VALVE, CHECK, 4IN , FLANGED	Q111	1	EA	435.00	435.00
50018ME181	VALVE 3IN GATE FLANGE 600LB	Q111	1	EA	1,190.94	1,190.94
50018ME185	VALVE, 2IN GATE, #600 FLANGED 8 HOLE	Q111	2	EA	325.00	650.00
16450EI213	MOTOR, 30HP VIBRATING CONVEYOR	Q113	2	EA	2,018.38	4,036.76
0000152785	GEARMOTOR, SUMITOMO, 5HP	Q114	1	EA	12,859.00	12,859.00
22400EI001	MOTOR, 20HP WASTE WATER PUMP	Q115	2	EA	175.00	350.00
16453ME241	REDUCER, CHH4195 - RATIO 258:1 FOR FLYAS	Q116	1	EA	5,225.57	5,225.57
30501EI250	MOTOR, LIME SLURRY MIXER	Q118	1	EA	538.00	538.00
30501EI300	MOTOR, DILUTION WATER TANK MIXER	Q118	1	EA	786.00	786.00
0000152371	MOTOR, HOIST	Q119	2	EA	22,987.74	45,975.48
16453ME186	GEARBOX, FALK FOR FF SCREW CONVEYOR, W SEAL HOUSING #5315J2	Q122	2	EA	8,502.60	17,005.20
148145	MOTOR,AC, 15HP, 230/460VAC, 3 PH, 60HZ, 3525RPM, 254TC FRM,	Q123	1	EA	1,269.36	1,269.36
0000148904	VALVE, SOLENOID, GAS, 2IN 150LB FLANGE, 115VAC/60HZ, PNEUMAT	Q125	1	EA	2,125.74	2,125.74
0000149212	VALVE, SOLENOID, FAIL CLOSE, 1 SEC CLOSURE, 115VAC COIL, PNE	Q125	1	EA	1,297.75	1,297.75
0000149217	VALVE, SOLENOID, FAIL OPEN, 115VAC, PNEUMATIC OPERTD, CS BOD	Q125	1	EA	1,165.34	1,165.34
0000152244	MOTOR, BLOWER	Q126	1	EA	12,986.00	12,986.00
0000152776	GEARMOTOR, SUMITOMO, 15HP, SHAFT MOUNT, HELICAL BEVEL	R102	1	EA	5,125.00	5,125.00
0000152784	GEARMOTOR, SUMITOMO, 3HP	R102	1	EA	8,253.00	8,253.00
0000152786	GEARMOTOR, SUMITOMO, 7.5HP	R102	0	EA	4,681.75	-
0000153724	DRIVE,VARIABLE FREQUENCY,7.5HP,10A	R102	0	EA	658.83	-
0000149216	VALVE,SOLENOID,NORMALLY OPEN, FULL PORT, SPRING RETURN PNEUM	R103	1	EA	1,661.80	1,661.80
0000149218	VALVE, R TO L FLOW, 1SEC CLOSURE RATE, NC, FOR AUXILIARY	R103	1	EA	6,096.67	6,096.67
0000152775	GATE, ASSEMBLY, COMPLETE	R104	1	EA	25,100.00	25,100.00
0000148898	REGULATOR, PRESSURE, 3-40PSIG, 20PSIG SET O/P, SZ 3IN, 125LB	R105	1	EA	6,526.24	6,526.24

Schedule 16A – Initial Spare Parts List

ITEM #	DESCRIPTION	PICKING SEQ	QTY ON HAND	UOM	AVG COST	TOTAL COST
0000148835	ACTUATOR, ELECTRIC MOTOR, TORQUE 72FT-LB, 120VAC,60HZ,0.7A,	R106	2	EA	4,279.00	8,558.00
30501EI101	MOTOR, LIME SLURRY PUMP	R107	1	EA	719.18	719.18
30501EI350	MOTOR, LIME PREP SUMP MIXER	R107	1	EA	251.76	251.76
30501ME640	GEARBOX FOR EKATO LIME PREP SUMP AGITATO	R108	1	EA	823.53	823.53
17100EIV001	MOTOR, 7.5 HP	R109	2	EA	1,530.96	3,061.92
0000152632	GEARMOTOR, 10HP, 2 3/4 IN HOLLOW SHAFT, 46 RPM	R112	2	EA	3,944.94	7,889.88
0000148833	SPUD, SET OF 6, W/FLUTED END LANCE, FOR AUXILIARY BURNER	R113	1	EA	4,850.00	4,850.00
0000152374	HOIST, BRAKE THRUSTER	R115	2	EA	4,242.08	8,484.16
16453ME238	BAR, FLIGHT, 18IN LG	R116	90	EA	94.68	8,520.95
30512ME026	BEARING, INBOARD FIXED, DODGE RTL SLEEVE	R117	1	EA	7,988.00	7,988.00
0000152406	SCOOP POINT 23143079	R118	12	EA	1,049.45	12,593.38
30512EI002	MOTOR,AC, 1000HP, FOR ID FAN	R121	1	EA	17,705.10	17,705.10
16450ME206	SHAFT, ECCENTRIC, GK VC	R123	2	EA	2,794.14	5,588.27
0000152373	HOIST, BRAKE WO THRUSTER	R124	2	EA	6,679.56	13,359.12
35600EI110	VAC CONTACTOR PART# CR193VB4AB3A412AA02E	ROOM#2	1	EA	7,861.66	7,861.66
35600EI114	CONTACTOR, MOTOR STARTER, 5 KV, 400A USED ON MCC 104	ROOM#2	1	EA	16,309.42	16,309.42
0000149219	VALVE, VRCH ELECTRO PNEUMATIC POSITIONER,R TO L FLOW, CS BO	S101	1	EA	13,070.36	13,070.36
148550	CHAIN,DRIVE, DOUBLE,ROLLER	S102	1	EA	647.52	647.51
148551	SPROCKET,CHAIN, DOUBLE RW	S102	1	EA	1,136.82	1,136.82
148552	SPROCKET,CHAIN, DOUBLE RW	S102	1	EA	3,946.60	3,946.60
0000149197	KIT,HARDWARE,M30,FOR NON FERROUS	S103	3	EA	320.00	960.00
148321	GEARBOX,TYPE JR600,FOR JOEST VIBRATING SCREEN CONVEYOR	S103	0	EA	38,603.00	-
0000152414	MOTOR, PUMP, GRAPPLE HYDRAULIC	S105	1	EA	16,482.53	16,482.53
30500ME055	LANCE,SHORT WHEELA.DRW.#N092-157-2	S107	1	EA	2,523.15	2,523.15
0000152358	SOCKET, ROPE	S108	3	EA	1,672.13	5,016.39
0000152359	WEDGE, ROPE	S108	3	EA	157.60	472.80
0000152378	MOTOR, BRIDGE, WITH ENCODER	S108	2	EA	8,839.24	17,678.48
20300ME010	RO PUMP / MOTOR ASSEMBLY, GOULDS MODEL ESV SIZE 22SV	S109	1	EA	5,840.00	5,840.00
148546	SHAFT,STUB,MTE, FOR STEINERT BELT CONVEYOR	S110	1	EA	2,926.00	2,926.00

ITEM #	DESCRIPTION	PICKING SEQ	QTY ON HAND	UOM	AVG COST	TOTAL COST
0000152380	COUPLING, HOIST	S111	2	EA	8,685.30	17,370.60
0000151966	CHAIN, DRIVE, 2060H FOR RETRACTABLE SOOTBLOWERS	S112	1	EA	617.40	617.40
11848	CHAIN,DRIVE,CHN 60H,3/4IN PITCH,15FT LENGTH,FOR SOOTBLOWER	S112	2	EA	875.40	1,750.80
0000152383	REGULATOR, DYNAREG	S113	2	EA	33,301.91	66,603.81
0000152354	RING,SLIP, SET	S114	3	EA	5,370.85	16,112.55
20318ME250	MOTOR, 700 HP, 3570 RPM , 2300 / 4160 V. #3 BOILER FEEDWATER	S117	1	EA	21,183.00	21,183.00
0000151799	DISC	S119	1	EA	13,360.00	13,360.00
0000151792	GASKET, INSULATED, U/H CE BEARING	S120	1	EA	279.84	279.84
0000151812	CROSSHEAD	S120	1	EA	7,200.00	7,200.00
0000151828	PINION, CAMSHAFT	S120	1	EA	3,021.80	3,021.80
0000151832	RACK	S120	1	EA	5,901.86	5,901.86
0000151835	CYLINDER,HYDRAULIC	S120	1	EA	11,350.00	11,350.00
0000151838	STRIP, DU BACK, DU RETAINER	S120	1	EA	200.00	200.00
0000151886	STUD, HORIZONTAL JOINT, LOCATION M	S120	1	EA	295.00	295.00
30501EI052	VALVE,CLARKSON FOR SDA	S121	1	EA	9,780.00	9,780.00
0000151789	DEFLECTOR, OIL, CE/TE OUTER	S122	1	EA	8,300.00	8,300.00
0000151790	DEFLECTOR, OIL, CE/TE INNER	S122	1	EA	7,000.00	7,000.00
01189ME109	LANCE, ASSEMBLY 3-1/2IN OD	SBCONX	5	EA	3,242.00	16,210.00
01189ME110	TUBE, FEED, ASSEMBLY	SBCONX	1	EA	1,707.00	1,707.00
01189ME150	LANCE,RETRACTABLE,END SECTION,3-1/2IN OD WITH 8IN NOZZLE	SBCONX	1	EA	1,298.52	1,298.52
01189ME208	ELEMENT ASSEMBLY FOR 14-33 SOOTBLOWER	SBCONX	1	EA	1,785.21	1,785.21
100190	O-RING, VITON	SNCRSNCR	196	EA	4.95	970.20
30505ME200	LIQUID INJECTOR LI-094	SNCRSNCR	15	EA	137.00	2,055.00
30505ME202	COOLING SHIELD CS-438-30	SNCRSNCR	21	EA	179.60	3,771.49
30505ME204	VALVE, NEEDLE, ADJUST MUST FOR ROTOMETER	SNCRSNCR	5	EA	145.00	725.00
30505ME205	VITON O RING PART #6 LI-OR	SNCRSNCR	1	EA	3.33	3.33
30505ME207	LIQUID INJECTOR SET SCREW LI-S	SNCRSNCR	10	EA	75.00	750.00
30505ME209	FEMALE DISCONNECT WITH TUBE END 8Z-08CY-SS	SNCRSNCR	1	EA	92.00	92.00
30505ME212	HOSE, BRAIDED 1/2IN TFE	SNCRSNCR	4	EA	104.00	416.00

ITEM #	DESCRIPTION	PICKING SEQ	QTY ON HAND	UOM	AVG COST	TOTAL COST
30505ME214	LIQUID INJECTOR SCREW SET LI-S	SNCRSNCR	43	EA	75.00	3,225.00
30505ME215	SCREW, ATOMIZING AIR	SNCRSNCR	8	EA	82.29	658.32
59765	COUPLER, QUICK DISCONNECT, SZ 1/2IN, FEMALE CONN	SNCRSNCR	9	EA	89.00	801.00
59766	COUPLER,TUBE, QUICK DISCONNECT MALE, SZ 1/2IN, TUBE END CONN	SNCRSNCR	6	EA	88.00	528.00
62494	COUPLER, QUICK DISCONNECT, SZ 1/2IN, MALE CONN	SNCRSNCR	3	EA	84.83	254.50
71593	TUBE,INNER,FOR SNCR SYSTEM	SNCRSNCR	9	EA	167.00	1,503.00
35603EI003	TRANSFORMERS, TR-102/TR-103 GE 13.8 KV/480V 21867 2300KVA	SWTCYARD	1	EA	39,300.00	39,300.00
01159EI625	FILTER, SCHRADER	T221	2	EA	99.59	199.17
01159EI626	FILTER, BELLOWS SHRADER	T221	4	EA	89.75	359.00
01159ME671	BEARING, SPHERICAL, 80MM	T221	16	EA	101.07	1,617.15
01159ME673	FILTER, HYDRAULIC OIL FOR MARTIN STOKER	T221	4	EA	90.73	362.92
62527	BEARING, CYLINDRICAL ROLLER, 50MM ID, 125MM OD, 48MM WD, C0	T221	5	EA	1,385.49	6,927.45
0000156140	SPRING,RACHET DRIVE TENSION	T222	10	EA	41.97	419.71
01159EI629	O RING, 4 1/2IN , MARTIN	T222	8	EA	2.00	16.00
01159EI630	O RING, 8 1/2IN , MARTIN	T222	12	EA	4.00	48.00
01159EI631	O RING, 5IN , MARTIN	T222	4	EA	2.00	8.00
01159EI632	O RING, 3 1/2, MARTIN	T222	32	EA	1.50	48.00
01159EI633	SEAL, 2IN , MARTIN	T222	5	EA	3.00	15.00
01159ME663	PACKING, SET FOR #3 FOR GRATE DR MART	T222	3	EA	636.62	1,909.85
01159ME706	O RING COPPER MARTIN	T222	41	EA	0.25	10.25
01159ME707	O RING COPPER MARTIN	T222	56	EA	1.04	58.27
01159ME779	SET, PACKING FOR RAM DRIVING CYLINDER, M	T222	3	EA	295.80	887.40
01159ME825	SET, PACKING FOR CLINKER ROLL DRIVING CY	T222	5	EA	128.27	641.35
01159ME690	BEARING, BALL	T223	4	EA	125.80	503.19
01159ME691	O RING, MARTIN STOKER, 691-00221	T223	12	EA	5.70	68.42
01159ME693	PIN SLIDE MARTIN	T223	21	EA	4.00	84.00
01159ME696	RING, PISTON SEAL, MARTIN	T223	33	EA	6.00	198.00
01159ME780	BEARING, SPHERICAL FOR FEED RAM DRIVING	T223	5	EA	99.28	496.40
01159ME826	BEARING, SPHERICAL FOR CLINKER/DAMPER	T223	16	EA	19.61	313.76

ITEM #	DESCRIPTION	PICKING SEQ	QTY ON HAND	UOM	AVG COST	TOTAL COST
109090	VALVE, RELIEF/SAFETY, FOR MARTIN STOKER	T223	13	EA	101.57	1,320.41
01159ME669	BAR, LOCKING TAIL	T224	250	EA	5.30	1,325.55
01159ME678	BAR, LOCKING, SHORT	T224	241	EA	22.61	5,448.67
01159ME694	ACCUMULATOR	T224	1	EA	451.00	451.00
01159EI627	SENSOR, LEVER SWITCH EVU-L-400-SH, MARTI	T331	2	EA	70.38	140.75
01159EI634	TRANSFORMER, 1250VA, 220V & 5%, 24-26V/1	T331	1	EA	242.35	242.35
01159EI635	SWITCH, PUSHBUTTON STATION, LOCAL	T331	4	EA	629.95	2,519.80
01159EI643	COMPENSATOR BLOCK FOR GRATE/FEEDER PROPORTIONAL VALVES	T331	6	EA	1,258.36	7,550.16
01159ME725	CYLINDER, AIR FOR SIFTING FLAPS	T331	5	EA	336.61	1,683.05
01159ME726	SIFTING FLAP RETURN SPRING	T331	3	EA	-	-
01159ME733	MOUNT, FOR RIDDLING FLAP CYLINDER-P493A6121110A00	T331	4	EA	36.23	144.92
01159ME734	CLEVIS & PIN FOR RIDDLING FLAP CYLINDER - P493A5131000A00	T331	6	EA	23.49	140.96
01159ME735	CLEVIS/RIDDLING FLAP CYLINDER SHAFT SIDE -P493A6122100A00	T331	6	EA	32.19	193.11
01159ME697	RING, PISTON SEAL, MARTIN	T332	10	EA	8.00	80.00
01159ME698	RING, PISTON SEAL, MARTIN	T332	5	EA	7.00	35.00
01159ME701	RING, PISTON SEAL, MARTIN	T332	2	EA	12.00	24.00
01159ME708	SCREW,SET 16MMX40MM FOR LOCKING BAR, MARTIN	T332	73	EA	2.50	182.50
01159ME709	SCREW, LONG 10MM X 40MM, MARTIN	T332	108	EA	0.82	88.16
01159ME814	BUSHING	T332	10	SET	380.81	3,808.05
134912	BEARING,DEVA BUSHING,INTERMEDIATE,FOR MARTIN STOKER CLINKER	T332	2	EA	394.85	789.70
01159ME676	MOTOR, MARTIN GREASE PUMP	T333	2	EA	148.00	296.00
01159ME703	SLEEVE SUREFLEX 11E FOR MARTIN PUMP	T333	1	EA	126.34	126.34
01159ME704	BUSHING, TAPER, QD SFX 40MM	T333	2	EA	26.25	52.49
01159ME705	FLANGE, SURE FLEX, WOODS	T333	6	EA	53.91	323.46
01159ME710	HOSE, H.P., 1000 MM, MARTIN	T333	5	EA	45.56	227.80
01159ME745	FEED RAM CYLINDER STOP	T333	6	EA	-	-
01159ME664	BEARING, PIVOT, FOR GRATE CYLINDER	T441	13	EA	329.71	4,286.28
01159ME670	BEARING,SPHERICAL,90MM	T441	6	EA	120.64	723.81
01159ME674	VALVE, MARTIN STOKER	T442	6	EA	169.01	1,014.03

ITEM #	DESCRIPTION	PICKING SEQ	QTY ON HAND	UOM	AVG COST	TOTAL COST
16450ME290	ACCUMULATOR, 1 QUART	T442	4	EA	383.64	1,534.56
01159ME628	PUMP, GREASER MARTIN	T443	1	EA	4,612.10	4,612.10
01159ME854	VALVE FLOAT MARTIN	T443	2	EA	159.54	319.08
148126	BALL,FLOAT, PLASTIC, SZ 6IN DIA	T443	2	EA	16.45	32.90
31053	ARM,LEVER,COMPRESSION,MODEL 4451,FOR MARTIN STOKER	T444	72	EA	92.24	6,641.56
20312EI100	MOTOR, BFW CHEM. MIXER	T551	2	EA	161.56	323.12
11562EI001	MOTOR. L.O. CONDITIONER BLOWER	T552	2	EA	101.51	203.01
11562EI002	MOTOR, #1 TG L.O. TANK EXHAUSTER	T552	3	EA	265.96	797.88
35603EI100	MOTOR, TR-01 COOLING FAN	T552	1	EA	-	-
130079	MOTOR,AC,2HP,208/230/460VAC,3 PHASE,60HZ,1750RPM,145T FRAME,	T553	2	EA	271.00	542.00
148125	MOTOR,AC, 2HP, 208/230/460VAC, 3 PH, 1725RPM, 145T FRM, 1 SF	T553	1	EA	404.10	404.10
01159ME607	VIBRATOR, PNEUMATIC PISTON TYPE NAVCO BH3 FABRIC FILTER HOP	T554	4	EA	551.16	2,204.64
0000152184	GAUGE, PRESSURE, 160 BAR	T661	2	EA	330.21	660.42
109181	SEAL, SET, FOR UFA DAMPER CYLINDER	T661	3	EA	68.36	205.08
139684	SEAL,FILTER,RETURN,FOR MARTIN STOKER	T661	4	EA	101.83	407.32
31259	PACKING,SET CYLINDER,FOR MARTIN STOKER	T661	1	EA	619.01	619.01
31277	PACKING,SET CYLINDER FEEDER,FOR MARTIN STOKER	T661	2	SET	295.36	590.72
31294	PACKING,SET CYLINDER,FOR MARTIN STOKER	T661	9	SET	244.75	2,202.75
16450EI157	MOTOR, FOR RIDDLING DRAG GEARBOX	T662	2	EA	206.98	413.95
50003EI100	MOTOR, GLYCOL COOLING FAN	T662	1	EA	390.22	390.22
50009EI001	MOTOR, JOCKEY PUMP	T663	2	EA	475.85	951.69
50003ME200	HEAT EXCHANGER,PLATE AND FRAME	T663	1	EA	13,928.49	13,928.48
139675	PUMP,PISTON,HYDRAULIC OIL,FOR MARTIN STOKER	T664	3	EA	1,779.23	5,337.69
139676	PUMP,PISTON,HYDRAULIC OIL,FOR MARTIN STOKER	T664	0	EA	3,082.17	-
31266	BEARING,ROD END,SPHERICAL PLAIN,FOR MARTIN STOKER GRATE DRIV	T664	4	EA	294.85	1,179.40
01159ME500	FLOAT VALVE ASSEMBLY 3/4IN WATTS 6AMA2 FOR FEED CHUTE WATE	T771	2	EA	36.79	73.57
109136	VALVE, CHECK, FOR MARTIN STOKER	T771	0	EA	128.56	-
0000152142	VALVE, THERMOSTATIC OPERATED WATER VALVE	T772	4	EA	781.73	3,126.92
0000152171	SEAL, PACKING, 8X8X280MM	T772	50	EA	690.76	34,538.00

ITEM #	DESCRIPTION	PICKING SEQ	QTY ON HAND	UOM	AVG COST	TOTAL COST
0000152181	DEVICE, LEVEL/TEMPERATURE MEASURING NIVOTEMP 63-K-S6	T772	2	EA	634.89	1,269.78
0000152173	CYLINDER, DAMPER, JOINT HEAD UFA	T773	3	EA	98.88	296.64
0000152175	COUPLING,TORSION ELASTIC ROTEX GRATE DRIVE	T773	6	EA	269.03	1,614.17
0000152176	COUPLING, TORSION ELASTIC ROTEX FEED PUMP	T773	2	EA	245.32	490.64
0000152177	COUPLING, TORSION ELASTIC ROTEX FEEDER DRIVE	T773	1	EA	216.96	216.96
0000152182	MEASURING, TEMPERATURE A52/100	T773	3	EA	109.80	329.40
0000152183	VALVE, RELIEF/SAFETY, PRESSURE	T773	3	EA	412.58	1,237.74
0000152185	VALVE, HYDRAULIC, TWIN CHECK DN 6	T773	3	EA	375.82	1,127.46
21883	SPRING,MARSHMELLOW ISOLATION,SIZE LRG,RUBBER,FOR GK VIBRATIN	T801	2	EA	543.33	1,086.66
17100MEV010	MARSHMALLOW V-5 SMALL 000-19	T802	4	EA	456.50	1,826.00
30501EI100	MOTOR,AC,3/4HP,230/460VAC,56C FRM,FOR SLAKER BLOWER	T882	1	EA	394.07	394.07
0000158731	PUMP,INTERNAL GEAR IPV 4-13-171	T882	2	EA	1,166.57	2,333.14
0000158732	BRACKET	T882	2	EA	62.17	124.34
0000158733	COUPLING,TORSION ELEASTIC ROTEX	T882	5	EA	55.60	278.00
0000166276	MOTOR,AC,0.5HP,865 RPM,48YB FRM	T883	1	EA	-	-
109089	BLOCK, MOUNTING, FOR MARTIN STOKER	T883	2	EA	1,153.69	2,307.38
5550	SPRING,MARSHMALLOW ISOLATION,SIZE 6-1/2IN OD X 2IN X 8IN HT,	T992	4	EA	377.95	1,511.81
5551	SPRING,MARSHMALLOW ISOLATION,SIZE 8IN OD X 2IN X 8IN HT,RUBB	T992	4	EA	478.36	1,913.42
0000152186	VALVE, HYDRAULIC, UNDERFIRE AIR CONTROL DAMPER	T993	2	EA	320.10	640.20
0000152187	VALVE, PRESSURE, LIMITING (PART OF HYDRAULIC VALVE UFA CONTR	T993	6	EA	611.09	3,666.54
139690	VALVE,CONTROL,FLOW,UNIT,2 WAY,FOR MARTIN STOKER	T993	4	EA	881.49	3,525.96
01186ME082	TUBE, BOILER 1.750IN OD X 0.180IN MW SA213-TP310H STAINLESS	TUBETRLR	102	FT	38.63	3,940.26
01186ME083	SUPERHEAT OFFSET BEND, RIGHT 1-3/4IN .206, CLIPS&SHLDS ATTAC	TUBETRLR	24	EA	348.46	8,363.04
01186ME084	SUPERHEAT OFFSET BEND, LEFTS 1-3/4IN .206, CLIPS&SHLDS ATTAC	TUBETRLR	25	EA	348.46	8,711.50
01186ME086	PIPE 3/4IN, SCH 80, P-11	TUBETRLR	140	FT	9.30	1,302.00
01186ME087	PIPE, 1-1/2IN P-11 BOILER DRAINS SCH 80	TUBETRLR	140	FT	15.50	2,170.00
01186ME088	PIPE, 2IN P-11 BOILER DRAINS	TUBETRLR	0	FT	24.00	-
01186ME125	ECONOMIZER HAIR PIN LOOP, 11 FT. LENGTH / SA210A1, 1.75 OD	TUBETRLR	87	EA	218.97	19,050.39
01186ME205	PANEL,BOILER WATERWALL,2-TUBE,3IN OD X .180IN MW,SA210-A1	TUBETRLR	5	EA	736.65	3,683.25

Schedule 16A – Initial Spare Parts List

ITEM #	DESCRIPTION	PICKING SEQ	QTY ON HAND	UOM	AVG COST	TOTAL COST
01186ME206	PANEL,BOILER WATERWALL,6-TUBE,3IN ODX.180 MW X 12FT	TUBETRLR	1	EA	2,850.00	2,850.00
01186ME208	PANEL,BOILER WATERWALL,2-TUBE,3IN OD X.180 MW X 21IN, SA210-	TUBETRLR	6	EA	1,664.89	9,989.34
01186ME209	PANEL,BOILER WATERWALL,3-TUBE,3IN OD X .180 MW X 21FT,SA210-	TUBETRLR	2	EA	2,497.33	4,994.66
01186ME310	TUBE BEND, SH 2IN OD X .203MW SA210A1, BENT DOUBLE 90 DEGREE	TUBETRLR	0	EA	183.33	-
01186ME311	TUBE BEND, SH, 2IN OD X .203MW SA210A1 180 DEG ON 5IN CENTER	TUBETRLR	13	EA	183.33	2,383.29
01186ME401	TUBES, 3IN OD X .180IN MWT SA178A BIFRUCATED OVERLAYED BOILE	TUBETRLR	4	EA	1,091.67	4,366.68
01186ME610	PRIMARY 3 OUTER LOOPS W/ 2FT EXTENSION, 1.75 IN OD X .180 MW	TUBETRLR	75	EA	125.71	9,428.58
01186ME611	PRIMARY 3 INNER LOOPS W/2FT EXTENSION, 1.75IN X .180 MW	TUBETRLR	53	EA	125.71	6,662.85
10114	TUBE,BOILER,STRAIGHT,3IN OUTSIDE DIAMETER,0.180IN WALL THICK	TUBETRLR	100	FT	8.05	805.00
139289	TUBE,BOILER,3" ODX 0.203 MW SA210-A1	TUBETRLR	130	FT	4.22	549.15
139294	TUBE,BOILER,2" ODX 0.203 MW SA210-A1	TUBETRLR	209	FT	7.24	1,512.40
139296	TUBE,BOILER,2.5" ODX 0.203 MW SA210-A1	TUBETRLR	245	FT	2.99	733.43
50018ME113	VALVE, GATE 3/4IN SW, 800LBS	VALVBOX	10	EA	39.47	394.72
50018ME118	VALVE, GLOBE, 3/4IN , SOCKETWELD, 800#	VALVBOX	15	EA	106.14	1,592.14
50018ME130	VALVE, GATE, 1 1/2IN , SOCKETWELD, 800#	VALVBOX	0	EA	188.99	-
50018ME132	VALVE, GATE, 1/2IN , SOCKETWELD, 800 WP	VALVBOX	7	EA	41.80	292.57
50018ME146	VALVE, GATE 1IN SW 800LB.	VALVBOX	2	EA	82.75	165.50
50018ME153	VALVE, GLOBE, 1IN , SOCKETWELD, 800#	VALVBOX	3	EA	63.61	190.81
01186ME007	REFRACTORY, MONOLITHIC 80 HS ONYX PLASTIC	W100	30	EA	110.00	3,300.00
11759	PLATE,REACTION,FOR SOOTBLOWER	W100	0	EA	1,797.51	-
999N000385	VALVE,POPPET,FOR ROTARY SOOTBLOWER	W100	7	EA	458.16	3,207.11
148143	MOTOR,AC, 50HP, 480VAC, 3 PH, 60HZ, 1775RPM, 326T FRM, TEFC	W101	1	EA	3,331.17	3,331.17
16450ME312	BEARING 5-15/16IN FOR TAIL / TAKE UP SHAFT	W102	3	EA	2,606.73	7,820.19
16450ME307	BEARING, PILLOW BLOCK, 7IN DIA FOR HEAD SHAFT	W103	1	EA	3,295.14	3,295.14
16450ME308	BEARING, PILLOW BLOCK, W/ END FOR HEAD SHAFT	W103	1	EA	3,348.46	3,348.46
16450ME310	BEARING, PILLOW BLOCK 6-1/2IN FOR HEAD SHAFT	W103	1	EA	1,842.74	1,842.74
01189ME135	GEARBOX, FOR RETRACTABLE SOOT BLOWER	W200	0	EA	3,068.35	-
01189ME138	REBUILT .75 ROTARY MOTOR W/GEARBOX RETRACTS	W200	0	EA	3,068.35	-
11759	PLATE,REACTION,FOR SOOTBLOWER	W200	7	EA	1,797.51	12,582.55

Schedule 16A – Initial Spare Parts List

ITEM #	DESCRIPTION	PICKING SEQ	QTY ON HAND	UOM	AVG COST	TOTAL COST
03180ME001	BEARING, THRUST, FOR FD FAN	W201	2	EA	8,025.27	16,050.54
16450ME325	OIL COOLER TLT EKS-1048-6-T-R THERMAL TRANSFER	W201	1	EA	1,179.74	1,179.74
11565ME104	PUMP, EHC HYDRAULIC, HARTMANN	W202	2	EA	1,905.00	3,810.00
12562EI002	MOTOR, #2 TG L.O. COND. TRANS PUMP	W202	1	EA	522.72	522.72
16453EI020	MOTOR,2 SPEED FOR FLYASH ROTARY FEEDER PUGMILL	W202	1	EA	875.70	875.70
16453ME155	GEARBOX FOR #1 & #2 ECONO. SCREW W/2IN OUTPUT S	W202	1	EA	2,548.22	2,548.21
20303EI100	MOTOR, TREATED WATER MAKEUP, 7.5 HP	W202	1	EA	-	-
11550ME071	DIAPHRAGM, ATMOSPHERIC BURST DISC RELIEF #1	W300	2	EA	1,517.27	3,034.54
12550ME140	DIAPHRAGM, ATMOSPHERIC RELIEF #2 DISC	W300	4	EA	1,626.25	6,505.01
01189ME104	VALVE, POPPET BSC 2.5IN RETRACT 3.5 FEED	W300	9	EA	1,003.79	9,034.11
16453ME042	SHAFT, DEFLATION DAMPER 1-1/2IN X 64IN BAGHOUSE	W300	1	EA	488.85	488.85
16453ME043	SHAFT, OUTLET DAMPER 2IN X 64IN BAGHOUSE	W300	2	EA	578.00	1,156.00
01180ME001	HOUSING, BEARING AMERICAN DAV	W301	2	EA	2,000.00	4,000.00
30503ME020	CYLINDER, AIR - NUMATIC 22 STRK , SS ROD OUTLET	W301	1	EA	1,191.85	1,191.85
01180ME018	HOUSING,BEARING CAST STEEL,FOR FD FAN	W301	1	EA	-	-
16453ME400	IDLER WHEELS, 2-15/16IN BORE, KEYWAY & 2 SET SCREWS DRAG CON	W301	4	EA	1,475.00	5,900.00
21350ME001	PUMP, #3 COOLING WATER BOOSTER PUMP GOULDS 4SH2J52D0	W302	2	EA	3,878.65	7,757.30
30501ME371	HOUSING, IMPELLER, DILUTION PUMP	W302	1	EA	1,909.24	1,909.24
30505EI101	MOTOR,AC,1/2HP,1750RPM,56C FRM,TEFC ENCL,FOR SNCR RECIRC PUM	W302	1	EA	675.18	675.18
30501ME024	PLUG VALVE, DG411 A A DILUTION VALVE SUCTION	W302	1	EA	1,636.00	1,636.00
01159ME850	CYLINDER, DAMPER	W503	3	EA	682.21	2,046.64
16453ME232	SPROCKET, DRIVEN - 160SP27 44T 1/2IN DIA.	W508	1	EA	5,945.00	5,945.00
11556ME012	GASKET, #1 BYPASS CONDENSER, SHELL & TUB	WESTWALL	3	EA	384.40	1,153.20
0000156037	HEATER,PADS,HOPPER THA612-08	WESTWALL	2	EA	294.94	589.88
0000156038	HEATER,PADS,HOPPER THB624-08	WESTWALL	1	EA	346.10	346.10
0000156039	HEATER,PADS,HOPPER THB636-08	WESTWALL	1	EA	405.79	405.79
0000156041	HEATER,PADS,HOPPER THB624-16	WESTWALL	17	EA	-	-
51600	HEATER,HOPPER,SIZE 6IN X 12IN W/16FT LEAD	WESTWALL	6	EA	-	-
63806	HEATER,HOPPER,ELEMENT,480VAC	WESTWALL	1	EA	529.91	529.91

Schedule 16A – Initial Spare Parts List

ITEM #	DESCRIPTION	PICKING SEQ	QTY ON HAND	UOM	AVG COST	TOTAL COST
01186ME005	INSU-WOOL, BOILER CERAMIC FIBER INSULATION, HP6-2X24X12.5	WW100	14	BOX	87.06	1,218.84
20303ME001	PUMP, TREATED WATER / GOULDS SSH SIZE 1X2-8 PART # 10SH2K5	WW101	1	EA	2,149.84	2,149.84
20303MC001	PUMP, SSH 2-1/2 X 3-6 PALL SYSTEM	WW102	1	EA	4,491.08	4,491.08
70386	MOTOR,AC,5HP,460VAC,6.5A FL,3 PHASE,60HZ,1750RPM,184T FRAME,	WW102	1	EA	1,318.37	1,318.37
143411	MOTOR,AC,7-1/2HP,230/460VAC,3 PHASE,60HZ,1760RPM,213T FRAME,	WW102	1	EA	1,169.20	1,169.20
113066	GEARBOX,SHAFT MOUNT,TYPE TXT-625T,DOUBLE REDUCTION 25:1 GEAR	WW103	1	EA	6,839.42	6,839.42
113097	GEARBOX,SHAFT MOUNT,TYPE TXT-825T,SIZE 21/4IN WD X 28-1/4IN	WW103	1	EA	10,842.77	10,842.77
0000152797	SPROCKET, 24IN PD, SPLIT TAIL	WW103	4	EA	1,732.50	6,930.00
16450EI104	MOTOR, AC, 2HP, 208/230/460VAC, 3 PH, 60HZ, 1755RPM, 145TC F	WW201	1	EA	742.56	742.56
16453ME197	DRIVE SHAFT , FAULK GEAR BOX FF SCREW CONVEYORS DS4315J	WW201	2	EA	1,609.53	3,219.06
30500ME007	CYLINDER, AIR FOR SDA KNIFE GATE VALVE	WW201	2	EA	6,036.00	12,072.00
148146	MOTOR,AC, 25HP, 230/460VAC, 3 PH, 60HZ, 1770RPM, 284T FRM, T	WW202	1	EA	1,850.80	1,850.80
148475	GEARBOX, MOTOR ASSEMBLY, FOR STEINERT EDDY CURRENT SYSTEM	WW202	1	EA	2,369.07	2,369.07
0000164600	MOTOR,AC,10HP,3PH,3490RPM,215TC,TG2 Lube Oil Motor	WW203	1	EA	-	-
134079	MOTOR,AC,15HP,230/460VAC,3520RPM,254T FRAME,TEFC ENCLOSURE	WW203	2	EA	-	-
0000152781	SHAFT, 4 15/16IN DIA, C-1045 CARBON STEEL DRIVE, 103IN LONG	WW204	2	EA	1,551.00	3,102.00
0000156341	MOTOR,MARTIN HYD PUMPING STATION FILTER PUMP	WW301	1	EA	350.69	350.69
11553EI200	MOTOR,DC,20HP,3500 RPM,TYPE CD287AP4 T/G # 1 BACKUP LUBE	WW301	1	EA	3,041.57	3,041.57
0000148992	PUMP, SLURRY,BARE SHAFT, FOR LIME SLURRY	WW302	2	EA	2,847.00	5,694.00
17100EIV004	MOTOR, 2.0 HP FOR V-3 AND V-5 WITH FASTENER KIT	WW303	1	EA	8,038.84	8,038.84
17100EIV008	MOTOR,7.7 HP,CO9852-01,05,FLANDERS AWAITING QUOTE	WW304	0	EA	17,783.00	-
01180EI001	MOTOR,AC, 1000HP, 4160VAC, 1200RPM, FOR FD FAN	X100	1	EA	85,248.03	85,248.03
0000152777	CHAIN, RIVITLESS, 10FT	X100	1	EA	299.00	299.00
01159ME748	ROLLER PIN, FEED RAM SUPPORT	X100	4	EA	143.05	572.21
30501EI208	MOTOR, MOTION GENERATO, 2 1/2 HP 460V, CHEMICA DILUTION GRI	X101	2	EA	2,770.47	5,540.94
30505EI100	MOTOR, SNCR WATER BOOSTER	X101	2	EA	-	-
0000149293	MOTOR,AC,5HP,230/460VAC,3 PH,60HZ,1800RPM,184T FRM,TENV ENCL	X101	1	EA	2,100.00	2,100.00
0000152637	SHAFT, SET, 3IN, C-1045 SHAFTING W KEYWAYS	X102	1	SET	1,814.65	1,814.65
30501EI102	MOTOR, A & B SLAKER FEEDER SCREW - 1.5 HP, 1140 RPM 56 HC F	X102	1	EA	1,792.46	1,792.46

ITEM #	DESCRIPTION	PICKING SEQ	QTY ON HAND	UOM	AVG COST	TOTAL COST
50018ME182	VALVE 4IN GATE FLANGE, 300LB.	X103	1	EA	541.89	541.89
16450ME309	BEARING, PILLOW BLOCK 6-1/2IN FOR HEAD SHAFT	X104	1	EA	1,808.12	1,808.12
0000164606	MOTOR,AC,800HP,4160VAC,FR 501,1784 RPM,FOR AIR COMPRESSOR	X201	1	EA	-	-
01159ME753	ROLLER, ALIGN, FOR FEED TABLE SUPPORT	X201	14	EA	202.13	2,829.75
20300ME001	PUMP, POTABLE WATER BOOSTER	X201	2	EA	2,458.41	4,916.81
0000152807	WHEEL, HOLD DOWN TRACTION, 10IN	X202	2	EA	581.67	1,163.34
01159ME861	TUBE, PROTECTIVE, FOR CONNECTING ROD	X202	3	EA	398.75	1,196.25
31061	PATTERN,CASTING,FIXING STRIP,MODEL 4066,SIZE 200MM WD,FOR MA	X202	21	EA	12.52	262.83
0000152778	SPROCKET, 24IN PD, SPLIT HEAD 698 CHAIN 6 TOOTH, 4 15/16IN B	X203	1	EA	2,795.00	2,795.00
0000152779	SPROCKET, 24IN PD, SPLIT HEAD 698 CHAIN 6 TOOTH, 3 7/16IN BO	X203	1	EA	2,184.00	2,184.00
0000152795	SPROCKET, 24IN PD, SPLIT HEAD	X203	5	EA	19.76	98.80
0000152796	SPROCKET, 24IN PD, SPLIT TAIL	X203	4	EA	11.09	44.36
0000153996	LOCKNUT HEX 5/8IN-11 HEAVY FULL	X203	8	EA	2.37	18.96
0000153997	WASHER 5/8IN SAE HARD STEEL	X203	16	EA	0.32	5.12
0000153998	SCREW,CAP,HH 5/8IN-11 X 3-3/4IN	X203	8	EA	1.60	12.80
20357	NUT,LOCK,SIZE 5/8IN,FOR GK VIBRATING CONVEYOR	X203	8	EA	0.21	1.68
9084940011	BOLT,HEXAGONAL,SIZE 1IN-8 X 5-3/4IN LG,GRADE 5,FOR GK VIBRAT	X203	8	EA	8.21	65.68
12565ME006	PUMP,HYDRAULIC,FOR 2 T/G	X300	2	EA	11,477.81	22,955.62
148498	VALVE,CONTROL, FISHER GLOBE ED TYPE 667 W/SIZE 40 DVC6200 FI	X300	1	EA	7,274.64	7,274.64
0000148779	PUMP,TERTIARY	X301	2	EA	2,570.00	5,140.00
148136	MOTOR,AC, 0.75HP, 230/460VAC, 3 PH, 60HZ, 1750RPM, 56C FRM,	X301	1	EA	829.77	829.77
30505ME221	PUMP, SNCR NOX UREA	X301	1	EA	5,589.48	5,589.48
146968	DRIVE,MOTOR, FOR STEINERT EDDY CURRENT SEPARATOR	X302	1	EA	1,581.05	1,581.04
148554	MOTOR,AC, W/GEARBOX, FOR STEINERT NON FERROUS SYSTEM	X302	1	EA	6,430.05	6,430.05
21350EI030	MOTOR, EFF. TANK MIXER	X303	1	EA	610.00	610.00
11562ME100	BLOWER, LAMSON W/MOTOR	X304	1	EA	1,980.00	1,980.00
11562ME101	BLOWER, LAMSON W/MOTOR	X304	1	EA	2,831.00	2,831.00
35600EI010	COIL, DEMAGNETIZING, 440 VOLT	X304	1	EA	150.00	150.00
16450ME311	BEARING, BEND & TAKE-UP SHAFT W/END CAP,	X504	1	EA	954.08	954.08

ITEM #	DESCRIPTION	PICKING SEQ	QTY ON HAND	UOM	AVG COST	TOTAL COST
16453ME017	SEAT, FLAP GATE	X505	3	EA	2,259.77	6,779.29
44250	FLAPPER, VALVE, DOUBLE, SZ 12IN, FOR PLATTCO VALVE	X505	8	EA	1,358.08	10,864.64
16450ME155	CHAIN, 167 LINK PAIR	X508	1	SET	25,473.00	25,473.00
16453ME410	SHAFT, C1045 - 2-15/16IN PER DRAWING 12-8260563 FOR DRAG CON	X509	2	EA	260.00	520.00
16450ME061	PLATE, WEAR, EXPELLER DOOR AREA	X510	8	EA	470.26	3,762.09
16450ME062	PLATE, WEAR, EXPELLER DOOR AREA	X510	8	EA	471.15	3,769.20
146976	BELT,CONVEYOR, NES 200, URETHANE, FOR STEINERT FERROUS SYSTE	X512	2	EA	4,039.87	8,079.74
20318EI003	MOTOR,AC,1000HP,4000VAC,3PH,60HZ,3580RPM,8311S FR,1.15 SF,SQ	X513	1	EA	41,150.00	41,150.00
0000152787	ROLLER, BEARING, DODGE	X515	4	EA	881.37	3,525.48
30500EI400	MOTOR, BIN VIBRATOR LIVE BOTTOM	XX101	2	EA	3,840.32	7,680.64
148144	MOTOR,AC, 40HP, 230/460VAC, 3 PH, 60HZ, 3540RPM, 324TS FRM,	XX102	1	EA	3,406.62	3,406.62
12565ME003	PUMP, #2 TG LUBE OIL	XX103	4	EA	6,990.78	27,963.10
0000152789	CHAIN, 698 RIVITLESS, LINKS	XX200	988	EA	27.30	26,972.40
0000152792	FLIGHT, 1/2IN X 6IN X 24IN, AR400	XX200	70	EA	43.40	3,038.00
0000152793	FLIGHT, 1/2IN X 6IN X 36IN, AR400	XX200	40	EA	64.40	2,576.00
17100EIV003	MOTOR, 5.0 HP WITH FASTENER KIT	XX201	1	EA	9,365.00	9,365.00
12201EI200	MOTOR DC TG2 EMERGENCY LUBE OIL PUMP 5CD152ZC804B800 GE	XX202	1	EA	5,281.72	5,281.72
16453EI026	MOTOR,AC,10HP,1765RPM,215T TEFC 3 PHASE C-4 CONV ORDER	XX202	2	EA	1,281.61	2,563.22
30501ME641	PEBBLE LIME SCREW FEEDER GEARBOX	XX202	1	EA	1,701.09	1,701.09
133386	MOTOR,AC,5HP,1160RPM,3PH,60HZ,215T,0746M,TEFC,F1	XX203	1	EA	1,651.14	1,651.14
11562EI003	MOTOR, #1 TG TURNING GEAR 3 HP 213T FRAME 1160 RPM- 2 ON SHE	XX204	1	EA	1,098.58	1,098.58
11562EI003	MOTOR, #1 TG TURNING GEAR 3 HP 213T FRAME 1160 RPM- 2 ON SHE	XX301	0	EA	1,098.58	-
16453EI002	MOTOR,AC,15HP,1765 RPM,254T,TEFC 230/460V BALDOR ECP2333T	XX301	1	EA	2,532.85	2,532.85
30501ME202	CLAMP RING ASSEMBLEY FOR SWECO MOD.XS48C	XX301	2	EA	492.79	985.57
11565EI100	MOTOR, AC, 10HP, FOR EHC PUMP	XX302	2	EA	1,099.27	2,198.53
0000158139	MOTOR,AC,60HP,230/460VAC,60HZ,3560 RPM,364TS FRAME,TEFC,FOOT	XX302	1	EA	5,551.99	5,551.99
11550ME074	BEARING, LINING, LP	XX303	2	EA	12,000.00	24,000.00
11556EI022	MOTOR,AC,20HP,230/460VAC,3 PH,60HZ,3540RPM,256LP FRM,TEFC EN	XX304	2	EA	5,319.19	10,638.38
0000152799	TAIL, SHAFT, 3-7/16IN DIA	Y100	1	EA	412.00	412.00

Schedule 16A – Initial Spare Parts List

ITEM #	DESCRIPTION	PICKING SEQ	QTY ON HAND	UOM	AVG COST	TOTAL COST
0000152800	DRIVE, SHAFT, 3-15/16IN DIA	Y100	2	EA	1,133.24	2,266.47
0000152801	TAIL, SHAFT, 3-7/16IN DIA	Y100	2	EA	502.00	1,004.00
0000152802	DRIVE, SHAFT, 3-15/16IN DIA	Y100	1	EA	991.00	991.00
0000152803	TAIL, SHAFT, 3-7/16IN DIA	Y100	1	EA	612.00	612.00
0000152805	TAIL, SHAFT, 3-7/16IN DIA	Y100	1	EA	712.00	712.00
01159ME618	STRIP, WEAR, MARTIN	Y101	75	EA	25.68	1,926.00
01159ME619	LONGITUDAL BEAM, SIDE WEARPLATE	Y101	88	EA	50.80	4,470.40
01159ME672	PIN, FOR GRATE CYL. STATIONARY SIDE 100MM	Y101	23	EA	-	-
01159ME872	PLATE, BREAKER, SHARK FINS, FOR FEED TABLE	Y101	45	EA	82.01	3,690.67
0000148880	BEARING,ASSEMBLY W/SEAL,FOR MARTIN ASH DISCHARGER	Y102	4	EA	4,600.66	18,402.64
01159ME617	PIN, FORK END, MARTIN 90MM	Y102	10	EA	178.00	1,780.00
30598	SPRING,COIL,COMPRESSION,FOR MARTIN STOKER	Y102	8	EA	97.87	782.93
30705	ROLLER,SUPPORT,RAM,FOR MARTIN STOKER	Y102	18	EA	674.97	12,149.46
16450EI101	MOTOR,SUPPLY PUMP FOR TLT EXPELLERS	Y103	1	EA	3,494.00	3,494.00
01159ME612	ROD, TIE DAMPLATE MARTIN	Y103	12	EA	68.93	827.16
01159ME723	SIFTING VALVE FRAME	Y103	7	EA	-	-
01159ME724	SIFTING VALVE FLAPPER	Y103	7	EA	-	-
01159ME727	SIFTING FLAP GUIDE ROD	Y103	26	EA	46.46	1,207.91
01159ME728	SIFTING FLAP SHAFT	Y103	11	EA	-	-
01159ME729	SIFTING FLAP SHAFT LOCKING COLLAR	Y103	21	EA	-	-
01159ME730	LOCKING COLLAR SPRING SIDE	Y103	11	EA	-	-
01159ME731	LOCKING COLLAR CYLINDER SIDE	Y103	7	EA	-	-
01168ME014	HAND CUFF, SUPPORT PLATE / 304 SS	Y103	19	EA	71.04	1,349.79
16450ME045	WEAR PLATE UPPER RAM FOR TLT ASH EXPELLA	Y103	27	EA	66.22	1,787.96
16453ME217	PADDLES, MIXER- AR500 PLATE FOR ASHTECH PM	Y103	29	EA	58.87	1,707.08
0000152415	PUMP, GRAPPLE HYDRAULIC	Y104	1	EA	19,933.62	19,933.62
0000152353	CABLE	Y200	3	EA	10,208.85	30,626.54
0000152362	ROPE, WIRE, 62M	Y200	2	EA	1,568.50	3,136.99
0000152401	HOSE,SET OF HYDRAULIC	Y200	9	EA	276.32	2,486.88

ITEM #	DESCRIPTION	PICKING SEQ	QTY ON HAND	UOM	AVG COST	TOTAL COST
0000152416	CABLE, POWER	Y200	4	EA	3,314.45	13,257.80
0000158729	CABLE,FLAT,FESTOON	Y201	2	EA	-	-
0000158730	CABLE,FESTOON,GEL FILLED	Y201	2	EA	4,448.01	8,896.02
0000152402	PIN FOR SCOOP PIVOT POINT 100073590	Y202	8	EA	762.94	6,103.52
0000152150	PIN, DRIVE CYLINDER,SIZE 100MM DIA	Y202	6	EA	292.04	1,752.24
0000152152	BEARING, SPHERICAL PLAIN, TYPE GE90ES ISO 12240 (DIN648),FOR	Y202	4	EA	163.12	652.48
30714	PIN,CONNECTING,GRATE DRIVING CYLINDER,FOR MARTIN STOKER	Y202	4	EA	118.68	474.72
0000152376	MOTOR, TROLLEY, WITH ENCODER	Y203	2	EA	8,839.24	17,678.48
0000152386	INVERTER, BRIDGE	Y203	2	EA	10,978.59	21,957.18
01159ME613	SEAL, DRIVING BEAM, MARTIN	Y204	38	EA	143.44	5,450.87
01159ME615	FORK END IN BIN	Y204	11	EA	2,312.21	25,434.32
01159ME665	KNUCKLE, PISTON ROD END FOR 10.1.0110.0	Y204	4	EA	1,626.29	6,505.17
01159ME824	CYLINDER, SMALL CLINKER ROLL DRIVE, 80 X	Y300	3	EA	871.58	2,614.73
01159ME620	ROLLER, SUPPORT FOR# 3 DRIVING BEAM	Y300	33	EA	696.07	22,970.16
01159ME850	CYLINDER, DAMPER	Y300	6	EA	682.21	4,093.28
0000152180	MOTOR, 3 PH, GRATE/DISCHARGER	Y301	1	EA	2,369.31	2,369.31
0000152178	PUMP, MOTOR, FEED, THREE PHASE	Y302	3	EA	1,259.06	3,777.18
01159ME621	ROLLER, GUIDE FOR DRIVING BEAM	Y302	43	EA	396.30	17,040.90
16453ME237	CHAIN, 14MM - 09 LINK MATCHED PAIR FOR	Y302	15	EA	3.54	53.11
0000152179	MOTOR, 3 PH, FEEDER	Y303	3	EA	1,158.09	3,474.27
0000152180	MOTOR, 3 PH, GRATE/DISCHARGER	Y303	0	EA	2,369.31	-
01159ME614	ROD, CONNECTOR, MARTIN DRIVING BEAM	Y304	12	EA	891.87	10,702.44
01159ME749	ROLLER, SUPPORT FEED RAM NEW STYLE	Y304	3	EA	649.44	1,948.32
01183ME001	NOZZLE, OVERFIRE AIR MARTIN SO	YY101	9	EA	337.85	3,040.63
30509EI709	CEMS SAMPLE LINE 1 X 250FT CONTINUOUS,365F/185C	YY101	1	EA	17,272.00	17,272.00
25250ME001	VALVE, FISHER BODY TYPE 1WD	YY102	1	EA	5,220.40	5,220.40
01168ME014	HAND CUFF, SUPPORT PLATE / 304 SS	YY102	0	EA	71.04	-
01186ME076	STRINGER SUPPORT CUFF 2IN / SET / 304 SS	YY102	81	EA	70.28	5,692.68
62622	WIRE,WELD,0.045IN DIA,AWS 5.14 ERNiCrMo-3,INCONEL 625	YY102	1784	LB	13.90	24,795.63

ITEM #	DESCRIPTION	PICKING SEQ	QTY ON HAND	UOM	AVG COST	TOTAL COST
01159ME622	PIN, 1718, MARTIN GRATE YOKE/CYL. MOVEAB 100MM	YY103	11	EA	-	-
01159ME869	SHAFT, 25MM 14 7/16 WITH 2 SPOT DRILLED HOLES	YY103	50	EA	25.42	1,270.96
01159ME870	SHAFT, 25MM 19 5/16 WITH 2 SPOT DRILLED HOLES	YY103	49	EA	37.39	1,832.19
0000165928	WHEEL AND SHAFT FOR DEFLATION FAN	YY201	1	EA	17,285.00	17,285.00
0000154603	ANODE,MG-15S,WITH PLASTIC COATING,FOR BYPASS CONDENSER	YY202	9	EA	92.18	829.62
01159ME870	SHAFT, 25MM 19 5/16 WITH 2 SPOT DRILLED HOLES	YY203	1	EA	37.39	37.39
30509EI598	LIGHTHAWK 5600DI OPACITY MONITOR SYSTEM	YY203	1	EA	19,486.00	19,486.00
0000152790	CHAIN, S22 AND FILLER BLOCK	Z100	470	EA	26.60	12,502.00
0000152791	FLIGHT, 1/2IN X 6IN X 18IN, AR400	Z100	95	EA	32.20	3,059.00
0000152794	FLIGHT, 1/2IN X 6IN X 48IN, AR400	Z100	30	EA	85.40	2,562.00
0000157528	LIGHT,FIXTURE,MNT,PEND,LED HIGH BAY,PN-PV	Z101	1	EA	5,707.75	5,707.75
0000157529	LIGHT,FIXTURE,MNT,WALL,FIXTURE,LED,PN-PVM	Z101	2	EA	718.00	1,436.00
0000157530	LIGHT,FIXTURE,KILLARK,9000 LED,VM4LC,PN-V	Z101	3	EA	624.00	1,872.00
0000157531	LIGHT,FIXTURE,MNT,PEND,LED HIGH BAY,PN-PV	Z101	2	EA	1,595.00	3,190.00
0000157532	LIGHT,FIXTURE,MNT,STANCHION,LED 90D,PN-PV	Z101	2	EA	524.00	1,048.00
0000157533	LIGHT,FIXTURE,MNT,STANCHION,LED 25D,PN-PV	Z101	2	EA	524.00	1,048.00
0000157534	LIGHT,FIXTURE,MNT,TRUNNION,WALL,LED,PN-PF	Z101	2	EA	671.00	1,342.00
0000157535	LIGHT,FIXTURE,MNT,CEILING,FIXTURE,LED	Z101	2	EA	595.00	1,190.00
0000157536	LIGHT,FIXTURE,KIT,MNT,CEILING,FOR NO.8	Z101	2	EA	100.00	200.00
0000157537	LIGHT,FIXTURE,MNT,TRUNNION,FIXTURE,LED	Z101	2	EA	2,405.01	4,810.02
0000157538	LIGHT,FIXTURE,MNT,STANCHION,LED 25D	Z101	2	EA	612.00	1,224.00
0000157539	LIGHT,FIXTURE,KILLARK,VM4LUME,PN-VM4LB6IE	Z101	2	EA	1,436.07	2,872.14
0000156305	FILTER,ELEMENT,EHD, INLET 2IN AND 2 FOR INSTRUMENT AIR DRYER	Z102	2	EA	91.00	182.00
0000156306	FUSE,0.5A,600V,13/32X1 FOR INSTRUMENT AIR DRYER	Z102	2	EA	36.00	72.00
0000156307	FUSE,1.25A,600V,13/32 FOR INSTRUMENT AIR DRYER	Z102	1	EA	61.00	61.00
0000156308	MUFFLER CORE,HANKISON,FOR INSTRUMENT AIR DRYER	Z102	4	EA	99.00	396.00
0000156309	THERMOCOUPLE,FOR INSTRUMENT AIR DRYER	Z102	2	EA	92.50	185.00
0000156310	RELAY,DPDT,120VAC COIL FOR INSTRUMENT AIR DRYER	Z102	1	EA	43.00	43.00
0000156311	RELAY,DPDT,12VDC COIL INSTRUMENT AIR DRYER	Z102	1	EA	21.00	21.00

ITEM #	DESCRIPTION	PICKING SEQ	QTY ON HAND	UOM	AVG COST	TOTAL COST
0000156312	REGULATOR,PRESSURE,1/4IN,0-150PSIG,FOR INSTRUMENT AIR DRYER	Z102	1	EA	74.00	74.00
0000156313	SOLENOID,VALVE,3-WAY,12VDC,FOR INSTRUMENT AIR DRYER	Z102	1	EA	152.00	152.00
0000156314	SWITCH,PRESSURE 1/8 MPT,20PSI,FOR INSTRUMENT AIR DRYER	Z102	4	EA	116.11	464.44
0000156315	SWITCH,PRESSURE 1/8 NPT,SET AT 10PSI,FOR INSTRUMENT AIR DRYE	Z102	1	EA	119.00	119.00
0000156316	SWITCH,PRESSURE 1/8MPT,45 PSI SET PT,FOR INSTRUMENT AIR DRYE	Z102	2	EA	88.00	176.00
0000156317	VALVE,BTFL A 3.00,W15,CI,FOR INSTRUMENT AIR DRYER	Z102	1	EA	904.00	904.00
0000156318	VALVE,BTFL A 4.00,CLS150,FOR INSTRUMENT AIR DRYER	Z102	5	EA	1,323.89	6,619.46
0000156319	VALVE,CHECK 4.000,WAFER,CI,FOR INSTRUMENT AIR DRYER	Z102	2	EA	303.00	606.00
0000156321	VALVE,PLT OP 1.00 IN,NC,SR,FOR INSTRUMENT AIR DRYER	Z102	2	EA	243.00	486.00
0000156322	VALVE,SHUTTLE 1/4 IN,NPT,100,FOR INSTRUMENT AIR DRYER	Z102	1	EA	47.00	47.00
0000156323	VALVE,SOLOP 2WAY,NO,1IN,FOR INSTRUMENT AIR DRYER	Z102	1	EA	266.00	266.00
0000156324	VALVE,SOLOP 4W,.250,150PSI,FOR INSTRUMENT AIR DRYER	Z102	1	EA	137.00	137.00
100050	FILTER,AIR,PILOT ELEMENT,FOR INSTRUMENT AIR DRYER	Z102	1	EA	-	-
9673992717	RAIL, FOR JOEST NON-FERROUS SYSTEM	Z102	7	EA	67.61	473.25
0000152384	INVERTER, HOIST	Z103	1	EA	14,305.89	14,305.88
16453ME914	HANGER ASSEMBLY MTO, STYLE 226 HEAVY DUTY FF SCREW CONVEYOR	Z103	1	EA	333.91	333.90
30509EI708	CEMS SAMPLE LINE 1 X 200FT CONTINUOUS,365F/185C	Z104	1	EA	13,835.00	13,835.00
21350EI200	MOTOR,AC,200HP,447T FRM,1785 RPM,CT FAN / BALDOR ECP4407T-4E	Z200	2	EA	7,804.68	15,609.36
0000151850	BLOWER,ONLY	Z200	0	EA	4,350.57	-
30501ME373	PUMP, DILUTION	Z201	3	EA	3,369.63	10,108.88
148331	SHAFT,FOR JOEST SCREENER	Z201	0	EA	1,703.00	-
148344	SHAFT,LOCKING ASSEMBLY,FOR GRIZZLY SCAPLER	Z201	0	EA	136.00	-
21350ME116	PUMP, HYDRACELL, 35GPM FLOW, FOR LIME SLURRY	Z201	1	EA	3,631.67	3,631.67
16450ME160	THROUGH SHAFT ASSEMBLY	Z202	1	EA	7,824.00	7,824.00
0000153994	SPRING,REACTOR,DUPLEX RH / BROWN	Z202	1	EA	410.00	410.00
0000153995	SPRING,REACTOR,DUPLEX LH / LT TA	Z202	1	EA	410.00	410.00
0000153999	SHAFT,ECCENTRIC,C11093-01-011	Z202	1	EA	3,419.00	3,419.00
0000154001	MOTOR,15 HP 1200 C POTTED ASSY	Z202	1	EA	2,583.00	2,583.00
0000151850	BLOWER,ONLY	Z204	3	EA	4,350.57	13,051.71

Schedule 16A – Initial Spare Parts List

ITEM #	DESCRIPTION	PICKING SEQ	QTY ON HAND	UOM	AVG COST	TOTAL COST
50018ME183	VALVE, 4IN 600 LB. GATE, FLANGED	Z204	1	EA	1,275.00	1,275.00
0000152407	CYLINDER 1000057624	Z301	5	EA	3,230.15	16,150.73
0000149012	WEAR,STRIP, FOR ASH DISCHARGER	Z302	6	EA	135.97	815.80
115094	DEFLECTOR,OIL,OUTER,FOR TURBINE GENERATOR	Z302	1	EA	8,743.50	8,743.50
115095	DEFLECTOR,OIL,INNER,FOR TURBINE GENERATOR	Z302	1	EA	11,624.57	11,624.57
30503EI003	MOTOR, DEFLATION FAN - 25HP 1770 TEFC 284T 3P SEVERE DUTY	Z302	1	EA	2,665.58	2,665.58
20312ME101	PUMP, METERING, MILTON ROY 1/4HP/1725RPM/115V BOILER DAY T	Z303	1	EA	5,067.12	5,067.12
0000156960	VALVE,ROTARY,COMPLETE,NO DRIVE,CARBON	Z303	1	EA	5,710.00	5,710.00
0000152279	GEAR REDUCER, ASSEMBLY, DRY CARBON	Z304	2	EA	2,379.00	4,758.00
0000156962	MOTOR,AC,3/4HP,480V/3/60,56C FR,CARBON ROTARY VALVE,VM7010A	Z304	2	EA	2,379.00	4,758.00
0000156963	REDUCER,GEAR,CARBON ROTARY VALVE RT ANGLE R#37+AM56	Z304	1	EA	3,561.00	3,561.00
0000156964	TUBE,SPARE SS CAN-TYPE FOR CARBON SCREW FEEDER	Z304	1	EA	2,584.00	2,584.00
0000156971	MOTOR,AC,10HP,208-230/460/3/60,FRAME 213/5TC,BLOWER WEG	Z304	1	EA	12,093.00	12,093.00
0000152272	FILTER, CARTRIDGE, DRY CARBON	Z305	6	EA	234.78	1,408.68
22400ME001	PUMP, 30HP BOILER WASH DOWN W/MOTOR	Z305	1	EA	7,471.49	7,471.49
30503ME036	SEAL, DOOR - 3.5 LIN. FEET OF 1FT SQUARE	Z402	4	FT	18.92	75.67
57565	BAR,TIE,MEDIUM,FOR MARTIN STOKER	Z503	220	EA	21.75	4,785.00
50003EI101	PUMP / MOTOR ASSEMBLY, GLYCOL COOLING , M4P1A22H5A0	Z504	1	EA	11,215.00	11,215.00
21350EI200	MOTOR,AC,200HP,447T FRM,1785 RPM,CT FAN / BALDOR ECP4407T-4E	Z505	1	EA	7,804.68	7,804.68
110821	MOTOR,AC,75HP,3565RPM,365TS FRAME,TEFC ENCLOSURE	Z506	1	EA	4,904.00	4,904.00
01159ME662	CYLINDER, MARTIN GRATE DRIVE	Z507	3	EA	1,940.75	5,822.23
148320	MOTOR,AC,25HP,60/480VAC,3 PHASE,900RPM,326T FRAME	Z510	0	EA	7,758.00	-
0000152780	SPROCKET, 24IN PD, SPLIT HEAD 698 CHAIN 6 TOOTH, 3 7/16IN BO	Z513	1	EA	1,404.54	1,404.54
0000168418	SPRING,FDD 26 JOEST	Z514	7	EA	-	-
148379	SPRING,COIL,FDD 23 X127 X320	Z514	0	EA	394.38	-
9804992580	SPRING, SUPPORT, FOR JOEST VIBRATING SCREEN CONVEYOR	Z514	8	EA	435.00	3,480.00
108085	CHAIN,DRIVE,DOUBLE,RIVETED,CHN 200-2,2-1/2IN PITCH	Z515	20	FT	295.71	5,914.10
0000152783	TAKE-UP ASSEMBLY, 304 HEAVY DUTY, STAINLESS STEEL, WITH CARB	Z516	2	EA	2,886.00	5,772.00
16450ME313	BEARING, 5-7/16IN FOR GALLEY BELT BEND AND TAKE UP SHAFT	ZZ101	1	EA	1,998.50	1,998.50

Schedule 16A – Initial Spare Parts List

ITEM #	DESCRIPTION	PICKING SEQ	QTY ON HAND	UOM	AVG COST	TOTAL COST
30503ME037	BAG, FILTER, THIMBLESS, FOR BAG HOUSE	ZZ101	474	EA	57.45	27,233.24
01159ME860	SHIELD, HEAT DOG HOUSE 2 PER RUN = SET	ZZ101	2	SET	2,155.90	4,311.79
16450ME007	RETAINER, FIXED BEARING INNER	ZZ102	7	EA	350.38	2,452.62
16450ME008	RETAINER, FIXED BEARING OUTER	ZZ102	7	EA	350.38	2,452.62
16450ME016	BEARING, EXPELLER TRUNION	ZZ102	1	EA	3,508.86	3,508.86
01201ME010	GAGE VALVE, CLARK RELIANCE SG778, 1500 PSIG STEEL WATER, CHA	ZZ102	2	EA	2,610.00	5,220.00
16450ME005	SEAL RETAINER, INNER	ZZ102	4	EA	273.29	1,093.14
16450ME013	SEAL, SPLIT HOUSING	ZZ102	2	EA	94.50	189.00
16450ME003	BEARING, HOUSING, FIXED	ZZ103	2	EA	743.13	1,486.25
50018ME186	VALVE, CHECK, 8IN , FLANGED	ZZ103	1	EA	469.61	469.61
50018ME187	VALVE CHECK, VALVE 10IN	ZZ103	1	EA	600.00	600.00
01159ME623	YOKE, DRIVE ASSEMBLY	ZZ105	2	EA	9,007.69	18,015.37
16450ME001	LOCKING ASSEMBLY, W/BOLTS	ZZ107	1	EA	2,472.00	2,472.00
16450ME002	LOCKING ASSEMBLY, W/BOLTS	ZZ107	3	EA	1,846.42	5,539.25
16453ME234	BAR, FLIGHT, 48IN LG	ZZ109	7	EA	157.60	1,103.20
16453ME236	BAR, FLIGHT, 24IN LG	ZZ109	6	EA	73.55	441.30
103359	BEARING, PILLOW BLOCK, SPHERICAL ROLLER, 3-7/16IN ID, NON EX	ZZ110	2	EA	1,132.00	2,264.00
29447	BEARING, PILLOW BLOCK, 4-15/16IN ID, FIXED, 4 BOLT MNT	ZZ110	3	EA	2,109.14	6,327.42
BASH020009	BEARING,PILLOW BLOCK,4-15/16IN INSIDE DIAMETER,SPHERICAL ROL	ZZ110	1	EA	2,109.14	2,109.14
21871	SPRING,COIL, ISOLATION, SZ 10IN, 2400LB LD, FOR GK VIBRATING	ZZ111	16	EA	350.33	5,605.30
21350ME028	COOLING TOWER SHAFT- 91040601 LRX650_425-SS-144-500	ZZ111	1	EA	4,569.54	4,569.54
01159ME875	ARM, FOR FLAP GATE FLAPPER	ZZ113	1	EA	-	-
01159ME876	FLAPPER, SH FLAP GATES	ZZ113	3	EA	-	-
147418	SPRING, REACTOR, 24IN FL, 1200LB LD, FOR GK VIBRATING CONVEY	ZZ115	5	EA	755.93	3,779.62
50018ME180	VALVE, GATE, 8IN , FLANGED	ZZ118	1	EA	660.00	660.00
50018ME191	VALVE, GATE, 10IN , FLANGED	ZZ119	1	EA	1,043.00	1,043.00
01159ME624	PIN 80MM DIA MARTIN	ZZ120	3	EA	230.04	690.12
01159ME754	PIN FEED RAM MARTIN	ZZ120	25	EA	94.50	2,362.55
30512ME025	FASTENER COUPLING KIT, ID FAN BOLTS, NUTS, & O-RING AJAX	ZZ120	2	EA	84.37	168.74

Schedule 16A – Initial Spare Parts List

ITEM #	DESCRIPTION	PICKING SEQ	QTY ON HAND	UOM	AVG COST	TOTAL COST
30512ME027	BEARING, OUTBOARD FLOAT, DODGE RTL SLEEVE	ZZ125	1	EA	6,370.00	6,370.00
30501ME050	CARTRIDGE - LIME SILO BIN VENT AND CARBON	ZZ201	4	EA	262.42	1,049.68
16450ME009	RETAINER, FLOATING BEARING INNER	ZZ202	1	EA	1,825.00	1,825.00
17100MEE004	CHAIN, DRIVE 10FT LONG	ZZ202	1	EA	950.00	950.00
30501ME059	PUMP, SEAL WATER, WITH MOTOR	ZZ202	1	EA	1,387.59	1,387.59
01159ME781	PISTON ROD END 125/70-1300	ZZ202	8	EA	373.80	2,990.37
16450ME011	COLLAR, DRIP	ZZ202	4	EA	747.83	2,991.33
17100MEE005	CONNECTING LINK, DRIVE CHAIN	ZZ202	1	EA	17.00	17.00
17100MEV007	SLAT KIT, PLASTIC DOUBLE SLAT	ZZ202	1	EA	533.39	533.39
30503ME022	SOCK, FABRIC FILTER,8IN DIA X 9IN OAL	ZZ202	151	EA	15.35	2,317.85
11556EI001	MOTOR,30 HP FOR #1 & 2 TG CONDENSATE PUMPS	ZZ203	1	EA	4,498.27	4,498.27
16450ME320	REDUCER GEARBOX , DODGE #303110, FOR ASH BELT FOR GALLERY B	ZZ203	1	EA	11,840.94	11,840.94
30500ME012	SEAT, 18IN SINGLE DUMP VALVE	ZZ203	1	EA	5,811.90	5,811.90
01186ME025	LOOSE BENT ECONOMIZERTUBES SA210A1, 2.0 OD X .240 MW	ZZ222	3	EA	983.34	2,950.00
11562ME013	PUMP, LUBE OIL FOR GE MAIN TURBINE, 3 X	ZZ223	1	EA	19,900.00	19,900.00
30512ME028	SEAL INSERT,SHAFT FOR TLT MOD.1854Z/140	ZZ224	1	EA	627.00	627.00
30512ME029	COUPLING,COMPLETE FINISHED BORE	ZZ224	1	EA	1,524.00	1,524.00
30512ME030	COUPLING,HUB GEAR, DRIVEN END,BORED TO 4	ZZ224	1	EA	1,144.50	1,144.50
30512ME031	SPACER PLATE, COUPLING LEF, FOR TLT MOD.	ZZ224	1	EA	264.00	264.00
30512ME032	COUPLING,HUB GEAR, DRIVE END, BORED	ZZ224	1	EA	995.66	995.66
50018ME174	VALVE, 6IN , CHECK, FLANGE	ZZ226	1	EA	137.60	137.60
50018ME176	VALVE, 2IN FLANGED CHECK, 300LB.	ZZ226	3	EA	213.25	639.75
50018ME179	VALVE, RELIEF, 4IN FLANGED, 70-175 PRESSU	ZZ226	1	EA	600.00	600.00
50003ME200	HEAT EXCHANGER,PLATE AND FRAME	ZZ229	1	EA	13,928.49	13,928.48
01186ME075	STRINGER SUPPORT CUFF 1-3/4IN / SET / 304 SS	ZZ230	106	EA	58.10	6,159.07
115424	GEARBOX,RIGHT ANGLE,MODEL 1712,DOUBLE REDUCTION GEAR RATIO,F	ZZ231	1	EA	15,740.15	15,740.14
107196	BEARING,PILLOW BLOCK,SET SCREW COLLAR LOCK,3-7/16IN INSIDE D	ZZ302	2	EA	366.37	732.74
107200	BEARING,PILLOW BLOCK,SET SCREW COLLAR LOCK,3-7/16IN INSIDE D	ZZ302	2	EA	867.38	1,734.76
147202	BAR, FOR JOEST VIBRATING SCREEN CONVEYOR, RUBBER, CROWN	ZZ302	90	EA	58.40	5,256.00

Schedule 16A – Initial Spare Parts List

ITEM #	DESCRIPTION	PICKING SEQ	QTY ON HAND	UOM	AVG COST	TOTAL COST
17100MEV009	SCREW, HEX HEAD CAP 1-8 X 7-1/2 GRADE 8	ZZZ1	30	EA	5.35	160.50

SYSTEMS NUMBERING LEGEND

System #1 ~ #1 Boiler

System #2 ~ #2 Boiler

System #3 ~ #3 Boiler

System #11 ~ #1 TG & Gen

System #12 ~ #2 TG & Gen

System #15 ~ Fuel Handling

System #16 ~ Residue Handling

System #17 ~ Materials Recovery

System #20 ~ Feedwater

System #21 ~ Cooling Water

System #22 ~ Wastewater

System #25 ~ Internal Steam Distribution

System #30 ~ Emissions

System #34 ~ Distributed Control (DCS)

System #35 ~ Electrical Power

System #50 ~ General Plant

Equipment List	Equipment Description	Manufact./Model (Capacity)	Comment
Boiler #1			
01-150	Feed Hopper and Feed Chute System #1		
01-150-100	Feed Hopper #1		
01-150-200	Chute, Upper Feed #1		
01-150-300	Chute, Transition #1		
01-150-400	Damper, Feed Chute #1		
01-153	Auxiliary Fuel System #1		
01-153-100	Gas Burner, North Wall #1		
01-153-200	Gas Burner, South Wall #1		
01-153-300	Gas Piping, Vents and Drains		
01-156	Ram Feeder #1		
01-156-100	Ram Feeder Castings and Framemork #1		
01-156-200	Ram Feeder Hydraulics #1		
01-159	Grates, Boiler #1		
01-159-100	Grate Run #1, Boiler #1		
01-159-200	Grate Run #2, Boiler#1		
01-159-300	Grate Run #3, Boiler #1		
01-159-400	Grate Run #4, Boiler #1		
01-159-500	Grate Run #5, Boiler #1		
01-159-600	Grate Run #6, Boiler #1		
01-159-700	Clinker Roll #1		
01-159-800	Hoppers, Grate Riddlings #1		
01-159-900	Martin Grease System - Boiler #1		
01-162	Hydraulic System #1		
01-162-100	Pump station, Hydraulic #1		
01-162-101	Pump & Motor #1 - Boiler #1		

Equipment List	Equipment Description	Manufact./Model (Capacity)	Comment
01-162-102	Pump & Motor #2 - Boiler #1		
01-162-103	Pump & Motor #3 - Boiler #1		
01-162-106	Piping, Hydraulic System #1		
01-165	Furnace Pressure Parts #1		
01-165-100	Water Walls, Furnace #1		
01-165-125	Water Walls, 2nd Pass #1		
01-165-150	Water Walls, 3rd Pass #1		
01-165-200	Steam Drum #1		
01-165-300	Boiler Supports, Hangers & Stays #1		
01-165-400	View Ports and Manway Doors #1		
01-168	Super Heater Section #1		
01-168-100	Super Heater, Primary #1		
01-168-200	Super Heater, Secondary #1		
01-168-300	Super Heater, Evaporator #1		
01-168-300	Super Heater, Final #1		
01-171	Generator Section #1		
01-174	Economizer Section #1		
01-175	Cleaning, Boiler #1		
01-177	Steam Coil Air Heater #1		
01-178	Scaffolding, Boiler #1		
01-180	Primary Air System #1		
01-180-100	Fan, Forced Draft #1		
01-180-150	Motor, Forced Draft Fan #1		
01-180-200	Ducts, Dampers, Exp. Joints, Pri Air #1		
01-183	Secondary Air System #1		
01-183-200	Ducts, Dampers, Exp. Joints, Sec Air #1		
01-186	Refractory and Insulation #1		
01-186-100	Refractory, Tile, and Plastic Ram #1		

Equipment List	Equipment Description	Manufact./Model (Capacity)	Comment
01-186-200	Insulation and Lagging #1		
01-189	Sootblowers and Rappers #1		
01-189-100	Sootblowers and Rappers #1		
01-192	Chute, Ash Discharge #1		
01-195	Control Valves #1		
01-195-FCV-1102	Feedwater Control Valve		
01-198	Pressure Relief Valves #1		
01-198-PSV-1416	Valve. Steam Drum Primary Safety, BWSV-1		
01-198-PSV-1418	Valve, Steam Drum Scondry Safety, BWSV-2		
01-198-PSV-1420	Valve, Super Heater Safety, BWSV-3		
01-200	Piping, Vents & Drains Boiler #1		
01-201	Instrumentation and Controls - Boiler #1		
01-201-100	Grate System I&C Boiler #1		
01-201-200	Martin I&C - Boiler #1		
01-201-300	Steam and Attemperator I&C #1		
01-201-400	Combustion Air I&C #1		
01-201-500	Flue Gas I&C #1		
01-201-600	Auxiliary Fuel I&C #1		
01-201-800	Pyrometer-Martin System		

Equipment List	Equipment Description	Manufact./Model (Capacity)	Comment
Boiler #2			
02-150	Feed Hopper and Feed Chute System #2		
02-150-100	Feed Hopper #2		
02-150-200	Chute, Upper Feed #2		
02-150-300	Chute, Transition #2		
02-150-400	Damper, Feed Chute #2		
02-153	Auxiliary Fuel System #2		
02-153-100	Gas Burner, North Wall #2		
02-153-200	Gas Burner, South Wall #2		
02-153-300	Gas Piping, Vents and Drains #2		
02-156	Ram Feeder #2		
02-156-100	Ram Feeder Castings and Framework #2		
02-156-200	Ram Feeder Hydraulics #2		
02-159	Grates, Boiler #2		
02-159-100	Grate Run #1, Boiler #2		
02-159-200	Grate Run #2, Boiler #2		
02-159-300	Grate Run #3, Boiler #2		
02-159-400	Grate Run #4, Boiler #2		
02-159-500	Grate Run #5, Boiler #2		
02-159-600	Grate Run #6, Boiler #2		
02-159-700	Clinker Roll #2		
02-159-800	Hoppers, Grate Riddlings #2		
02-159-900	Martin Grease System - Boiler #2		
02-162	Hydraulic System #2		
02-162-100	Pump Station, Hydraulic #2		
02-162-101	Pump & Motor #1, Boiler #2		

Equipment List	Equipment Description	Manufact./Model (Capacity)	Comment
02-162-102	Pump & Motor #2, Boiler #2		
02-162-103	Pump & Motor #3, Boiler #2		
02-162-106	Piping, Hydraulic System #2		
02-165	Furnace Pressure Parts #2		
02-165-100	Water Walls, Furnace #2		
02-165-125	Water Walls, 2nd Pass #2		
02-165-150	Water Walls, 3rd Pass #2		
02-165-200	Steam Drum #2		
02-165-300	Boiler Supports, Hangers & Stays #2		
02-165-400	View Ports and Manway Doors #2		
02-168	Super Heater Section #2		
02-168-100	Super Heater, Primary #2		
02-168-200	Super Heater, Secondary #2		
02-168-300	Super Heater, Evaporator #2		
02-168-300	Super Heater, Final #2		
02-171	Generator Section #2		
02-174	Economizer Section #2		
02-175	Cleaning, Boiler #2		
02-177	Steam Coil Air Heater #2		
02-178	Boiler Scaffolding #2		
02-180	Primary Air System #2		
02-180-100	Fan, Forced Draft #2		
02-180-150	Motor, Forced Draft Fan #2		
02-180-200	Ducts, Dampers, Exp. Joints, Pri Air #2		
02-183	Secondary Air System		
02-183-200	Ducts, Dampers, Exp. Joints, Sec Air		
02-183-200	Ducts, Dampers, Exp Joints Pri Air #2		
02-186	Refractory and Insulation #2		

Equipment List	Equipment Description	Manufact./Model (Capacity)	Comment
02-186-100	Refractory, Tile, and Plastic Ram #2		
02-186-200	Insulation and Lagging #2		
02-189	Soot blowers and Rappers #2		
02-189-100	Soot blowers and Rappers #2		
02-192	Ash Chute Discharge #2		
02-195	Control Valves #2		
02-195-FCV-2102	Feedwater Control Valve #2		
02-198	Pressure Relief Valves #2		
02-198-PSV-2416	Valve, Steam Drum Primary Safety, BWSV-1		
02-198-PSV-2418	Valve, Steam Drum Primary Safety, BWSV-2		
02-198-PSV-2420	Valve, Superheater Safety, BWSV-3		
02-200	Piping, Vents and Drains #2		
02-201	Instrumentation and Controls #2		
02-201-100	Grate System I&C #2		
02-201-200	Martin I&C - Boiler #2		
02-201-300	Steam and Attemperator I&C #2		
02-201-400	Combustion Air I&C #2		
02-201-500	Flue Gas I&C #2		
02-201-600	Auxiliary Fuel I&C #2		
02-201-800	Pyrometer-Martin System		

Equipment List	Equipment Description	Manufact./Model (Capacity)	Comment
Boiler #3			
03-150	Feed Hopper and Feed Chute System #3		
03-150-100	Feed Hopper #3		
03-150-200	Chute, Upper Feed #3		
03-150-300	Chute, Transition #3		
03-150-400	Damper, Feed Chute #3		
03-153	Auxiliary Fuel System #3		
03-153-100	Gas Burner, North Wall #3		
03-153-200	Gas Burner, South Wall #3		
03-153-300	Gas Piping, Vents and Drains #3		
03-156	Ram Feeder System #3		
03-156-100	Ram Feeder Castings and Framework #3		
03-156-200	Ram Feeder Hydraulics #3		
03-159	Grates, Boiler #3		
03-159-100	Grate Run #1, Boiler #3		
03-159-200	Grate Run #2, Boiler #3		
03-159-300	Grate Run #3, Boiler #3		
03-159-400	Grate Run #4, Boiler #3		
03-159-500	Grate Run #5, Boiler #3		
03-159-600	Grate Run #6, Boiler #3		
03-159-700	Clinker Roll #3		
03-159-800	Hoppers, Grate Riddlings #3		
03-159-900	Martin Grease System - Boiler #3		
03-162	Hydraulic System #3		
03-162-100	Pump Station, Hydraulic #3		
03-162-101	Pump & Motor #1 - Boiler #3		

Equipment List	Equipment Description	Manufact./Model (Capacity)	Comment
03-162-102	Pump & Motor #2 - Boiler #3		
03-162-103	Pump & Motor #3 - Boiler #3		
03-162-106	Piping, Hydraulic System #3		
03-165	Furnace Pressure Parts #3		
03-165-100	Water Walls, Furnace #3		
03-165-125	Water Walls, 2nd Pass #3		
03-165-150	Water Walls, 3rd Pass #3		
03-165-200	Steam Drum #3		
03-165-300	Boiler Supports, Hangers & Stays #3		
03-165-400	View Ports and Manway Doors #3		
03-168	Super Heater Section #3		
03-168-100	Super Heater, Primary #3		
03-168-200	Super Heater, Secondary #3		
03-168-300	Super Heater, Evaporator #3		
03-168-300	Super Heater, Final #3		
03-171	Generator Section #3		
03-174	Economizer Section #3		
03-175	Cleaning, Boiler #3		
03-177	Steam Coil Air Heater #3		
03-178	Boiler Scaffolding #3		
03-180	Primary Air System #3		
03-180-100	Fan, Forced Draft #3		
03-180-150	Motor, Forced Draft Fan #3		
03-180-200	Ducts, Dampers, Exp. Joints, Pri Air #3		
03-183	Secondary Air System		
03-183-200	Ducts, Dampers, Exp. Joints, Sec Air		
03-183-200	Ducts, Dampers, Exp Joints Pri Air #3		
03-186	Refractory and Insulation #3		

Equipment List	Equipment Description	Manufact./Model (Capacity)	Comment
03-186-100	Refractory, Tile, and Plastic Ram #3		
03-186-200	Insulation and Lagging #3		
03-189	Sootblowers and Rappers #3		
03-189-100	Sootblowers and Rappers #3		
03-192	Chute, Ash Discharge #3		
03-195	Control Valves #3		
03-195-FCV-2102	Feedwater Control Valve		
03-195-FCV-3102	Feedwater Control Valve #3		
03-198	Pressure Relief Valves #3		
03-198-PSV-2416	Valve, Steam Drum Primary Safety, BWSV-1		
03-198-PSV-2418	Valve, Steam Drum Primary Safety, BWSV-2		
03-198-PSV-2420	Valve, Superheater Safety, BWSV-3		
03-200	Piping, Vents & Drains #3		
03-201	Instrumentation and Controls		
03-201-100	Grate System I&C #3		
03-201-200	Martin I&C - B103		
03-201-300	Steam and Attemperator I&C #3		
03-201-400	Combustion Air I&C #3		
03-201-500	Flue Gas I&C #3		
03-201-600	Auxiliary Fuel I&C #3		
03-201-800	Pyrometer-Martin System		

Equipment List	Equipment Description	Manufact./Model (Capacity)	Comment
Turbine Generator #1			
11-200	Piping, Vents and Drains TG#1		
11-201	Instrumentation and Controls TG#1		
11-201-100	TurboNet Turbine Control System TG #1		
11-201-200	Extraction System Control Valves TG #1		
11-201-300	Generator Instrumentation & Controls TG#1		
11-201-400	Turbine Auxiliary Instr. & Controls TG#1		
11-201-500	Bypass Condenser Instr. & Controls TG#1		
11-550	Turbine #1		
11-550-200	Turbine Valves, Drains, and Vents TG#1		
11-550-300	Turbine Extraction System Piping TG#1		
11-550-500	Turbine - Inspection and Testing TG#1		
11-553	Generator #1		
11-553-001	Generator Neutral Grounding Resistor TG#1		
11-553-002	Generator Exciter System TG#1		
11-556	Turbine Condensate System TG#1		
11-556-100	Pump, Hotwell #1 TG#1		
11-556-200	Pump, Hotwell #2 TG#1		
11-556-250	Pump, Hotwell #3 TG#1		
11-556-300	Surface Condenser TG#1		
11-559-400	ByPass Condenser TG#1		
11-562	Lube Oil System TG#1		
11-562-100	Pump, Turbine Lube Oil #1 TG#1		
11-562-200	Pump, Turbine Lube Oil #2 TG#1		
11-562-300	Pump, Turbine Lube Oil, Emergency TG#1		
11-562-400	Conditioner, Turbine Lube Oil TG#1		

Equipment List	Equipment Description	Manufact./Model (Capacity)	Comment
11-562-500	Cooler, Turbine Lube Oil #1 TG#1		
11-562-600	Cooler, Turbine Lube Oil #2 TG#1		
11-562-700	Extractor Turbine Lube Oil Vapor TG#1		
11-562-800	Hydrogen Seal Oil Control Unit TG#1		
11-562-810	Bearing Drain Enlargement Exhauster TG#1		
11-565	T/G Auxiliaries TG#1		
11-565-100	EHC Control Oil System - TG#1		
11-565-200	Holding Ejector System - TG#1		
11-565-300	Hogging Ejector System - TG#1		
11-565-400	Gland Steam System - TG#1		
11-565-500	Hydrogen System for Generator - TG#1		

Equipment List	Equipment Description	Manufact./Model (Capacity)	Comment
Turbine Generator #2			
12-200	Piping, Vents and Drains TG #2		
12-201	Instrumentation and Controls TG #2		
12-201-100	Turbonet Turbine Control System TG #2		
12-201-200	Extraction System Control Valves TG #2		
12-201-300	Generator Instrumentation & Controls TG#2		
12-201-400	Turbine Auxiliary Instr. & Controls TG#2		
12-201-500	Bypass Condenser Instr. & Controls TG#2		
12-550	Turbine #2		
12-550-200	Turbine Valves, Drains, and Vents TG#2		
12-550-300	Turbine Extraction System Piping TG#2		
12-550-500	Turbine - Inspection and Testing TG#2		
12-553	Generator #2		
11-553-001	Generator Neutral Grounding Resistor TG#2		
12-553-002	Generator Exciter System TG#2		
12-556	Turbine Condensate System #2		
12-556-100	Pump, Hotwell #1 TG#2		
12-556-200	Pump, Hotwell #2 TG#2		
12-556-300	Surface Condenser TG#2		
12-559-400	ByPass Condenser TG#2		
12-562	Lube Oil System #2		
12-562-100	Pump, Turbine Lube Oil #1 TG#2		
12-562-200	Pump, Turbine Lube Oil #2 TG#2		
12-562-300	Pump, Turbine Lube Oil Emergency TG#2		
12-562-400	Conditioner, Turbine Lube Oil TG#2		
12-562-500	Cooler, Turbine Lube Oil #1 TG#2		

Equipment List	Equipment Description	Manufact./Model (Capacity)	Comment
12-562-600	Cooler, Turbine Lube Oil #2 TG#2		
12-562-700	Extractor, Turbine Lube Oil Vapor TG#2		
12-565	T/G Auxiliaries #2		
12-565-100	EHC Control Oil System - TG#2		
12-565-200	Holding Ejector System - TG#2		
12-565-300	Hogging Ejector System - TG#2		
12-565-400	Gland Steam System - TG#2		

Equipment List	Equipment Description	Manufact./Model (Capacity)	Comment
Fuel Handling			
15-109	Refuse Cranes		
15-109-100	South Refuse Crane (#1)		
15-109-121	Festoon System - Bridge - South (#1)		
15-109-122	Festoon System - Trolley - South (#1)		
15-109-140	Auxiliary Hoist (#1)		
15-109-160	Crane Controls, Elect. and Lighting (#1)		
15-109-180	Cables, #1 Crane		
15-109-200	Middle Refuse Crane (#2)		
15-109-221	Festoon System - Bridge - Middle (#2)		
15-109-222	Festoon System - Trolley - Middle (#2)		
15-109-260	Crane Controls, Elect. and Lighting (#2)		
15-109-280	Cables, #2 Crane		
15-109-300	North Refuse Crane (#3)		
15-109-321	Festoon System - Bridge - North (#3)		
15-109-322	Festoon System - Trolley - North (#3)		
15-109-360	Crane Controls, Elect. and Lighting (#3)		
15-109-380	Cables, #3 Crane		
15-109-500	Crane Pulpit - Refuse Cranes		
15-109-600	Refuse Crane MCC Rm & Resistor Banks (1&2)		
15-109-650	Refuse Crane MCC Rm & Resistor Banks (3)		
15-109-700	Crane Bridge Rails		
15-115	Grapples		
15-115-001	Grapple, #1 Refuse Crane		
15-115-002	Grapple, #2 Refuse Crane		
15-115-003	Grapple, #3 Refuse Crane		

Equipment List	Equipment Description	Manufact./Model (Capacity)	Comment
15-118	Tipping Floor and Refuse Pit		

Equipment List	Equipment Description	Manufact./Model (Capacity)	Comment
Residue Handling			
16-201	Instrumentation and Controls - Ash System		
16-201-101	Level Detector #1, Nuclear, Surge Bin #1		
16-201-102	Level Detector #2, Nuclear, Surge Bin #1		
16-201-103	Level Detector #3, Nuclear, Surge Bin #1		
16-201-201	Level Detector #1, Nuclear, Surge Bin #2		
16-201-202	Level Detector #2, Nuclear, Surge Bin #2		
16-201-203	Level Detector #3, Nuclear, Surge Bin #2		
16-450	Bottom Ash System		
16-450-100	Boiler #1 Bottom Ash System		
16-450-110	Martin Hydraulic Station, Boiler #1		
16-450-120	Martin Ash Discharger, Ram Ash #1A		
16-450-130	Martin Ash Discharger, Ram Ash #1B		
16-450-200	Boiler #2 Bottom Ash System		
16-450-210	Martin Hydraulic Station, Boiler #2		
16-450-220	Martin Ash Discharger, Ram Ash #2A		
16-450-230	Martin Ash Discharger, Ram Ash #2B		
16-450-300	Boiler #3 Bottom Ash System		
16-450-310	Martin Hydraulic Station, Boiler #3		
16-450-320	Martin Ash Discharger, Ram Ash #3A		
16-450-330	Martin Ash Discharger, Ram Ash #3B		
16-450-500	Conveyor, Vib Bottom Ash Collecting #1		
16-450-520	Conveyor, Vib Bottom Ash Collecting #2		
16-450-540	Conveyor, Vib Bottom Ash Collecting #3		
16-450-560	Conveyor, Vib Bottom Ash Collecting #4		
16-450-600	Conveyor, Bottom Ash Incline Belt #1		

Equipment List	Equipment Description	Manufact./Model (Capacity)	Comment
16-450-610	Conveyor, Bottom Ash Incline Belt #C1		
16-450-620	Conveyor, Vibrating Combined Ash Distribution		
16-450-640	Diverter Gate #1		
16-450-650	Riddling Chutes, Boiler #1		
16-450-660	Riddling Chutes, Boiler #2		
16-450-670	Riddling Chutes, Boiler #3		
16-453	Fly Ash System		
16-453-100	Boiler Fly Ash System		
16-453-110	Boiler #1 Fly Ash System		
16-453-111	Valves, Double Dump, Super Heater Hoppers Boiler #1		
16-453-112	Conveyors, Economizer Screw Boiler #1		
16-453-114	Valves, Double Dump, Ash X-fer Screw Boiler #1		
16-453-115	Valves, Double Dump, SDA Breaching Boiler #1		
16-453-120	Boiler #2 Fly Ash System		
16-453-121	Valves, Double Dump, Super Heater Hoppers Boiler #2		
16-453-122	Conveyors, Economizer Screw Boiler #2		
16-453-124	Valves, Double Dump, Ash X-fer Screw Boiler #2		
16-453-125	Valves, Double Dump, SDA Breaching Boiler #2		
16-453-130	Boiler #3 Fly Ash System		
16-453-131	Valves, Double Dump, Super Heater Hoppers Boiler #3		
16-453-132	Conveyors, Economizer Screw Boiler #3		
16-453-134	Valves, Double Dump, Ash X-fer Screw Boiler #3		

Equipment List	Equipment Description	Manufact./Model (Capacity)	Comment
16-453-135	Valves, Double Dump, SDA Breaching Boiler #3		
16-453-200	SDA Fly Ash System		
16-453-210	Boiler #1 SDA Ash System		
16-453-220	Boiler #2 SDA Ash System		
16-453-230	Boiler #3 SDA Ash System		
16-453-300	Fabric Filter Fly Ash System		
16-453-310	Boiler #1 Fabric Filter Ash System		
16-453-312	Double Dump Valves, FF Fly Ash Collection Screw #1A		
16-453-314	Conveyor, FF Fly Ash Drag Conv #1A		
16-453-316	Double Dump Valves, FF Fly Ash Collection Screw #1B		
16-453-318	Conveyor, FF Fly Ash Drag Conv #1B		
16-453-320	Boiler #2 Fabric Filter Ash System		
16-453-322	Double Dump Valves, FF Fly Ash Collection Screw #2A		
16-453-324	Conveyor, FF Fly Ash Drag Conv #2A		
16-453-326	Double Dump Valves, FF Fly Ash Collection Screw #2B		
16-453-328	Conveyor, FF Fly Ash Drag Conv #2B		
16-453-330	Boiler #3 Fabric Filter Ash System		
16-453-332	Double Dump Valves, FF Fly Ash Collection Screw #3A		
16-453-334	Conveyor, FF Fly Ash Drag Conv #3A		
16-453-336	Double Dump Valves, FF Fly Ash Collection Screw #3B		
16-453-338	Conveyor, FF Fly Ash Drag Conv #3B		
16-453-400	Common Fly Ash System and Conditioner		
16-453-410	Fly Ash Conditioner Train #1		

Equipment List	Equipment Description	Manufact./Model (Capacity)	Comment
16-453-411	Surge Bin, Fly Ash #1		
16-453-412	Feeder, Fly Ash Rotary #1		
16-453-413	Dustmizer, Fly Ash #1		
16-453-420	Fly Ash Conditioner Train #2		
16-453-421	Surge Bin, Fly Ash #2		
16-453-422	Feeder, Fly Ash Rotary #2		
16-453-423	Dustmizer, Fly Ash #2		
16-453-CNV1.2	Conveyor, SDA #1 Drag		
16-453-CNV1.3	Conveyor, Fly Ash Transfer Drag #1		
16-453-CNV1.5	Conveyor, Economizer Transfer Drag #1		
16-453-CNV2.2	Conveyor, SDA #2 Drag		
16-453-CNV2.3	Conveyor, Fly Ash Transfer Drag #2		
16-453-CNV2.5	Conveyor, Economizer Transfer Drag #2		
16-453-CNV3.2	Conveyor, SDA #3 Drag		
16-453-CNV3.3	Conveyor, Fly Ash Transfer Drag #3		
16-453-CNV3.5	Conveyor, Economizer Transfer Drag #3		
16-453-CNV4	Conveyor, Inclined Transfer Drag		

Equipment List	Equipment Description	Manufact./Model (Capacity)	Comment
Feedwater System			
20-201	Instrumentation and Controls, Feedwater		
20-201-100	Feedwater Pump & Motor Instr. & Controls		
20-201-200	Demin System Instr. & Controls		
20-201-300	Deaerator Instr. & Controls		
20-201-400	Process Water Instr. & Controls		
20-201-500	Chem Feed System & Lab Instr. & Controls		
20-300	City / Process Water System		
20-300-100	Pump, City Water Booster #1		
20-300-101	Pump, City Water Booster #2		
20-300-103	Pump, RO Booster #1		
20-200-104	Pump, RO Booster #2		
20-300-105	Pump, RO Acid		
20-300-200	Filters, Mixed Media		
20-300-201	Pump, Mixed Media Filters Backwash		
20-300-202	Blower, Mixed Media Filters Backwash		
20-300-210	Filters, Sand		
20-300-220	Filters, Cuno		
20-300-231	RO #1		
20-300-232	Pump, RO High Pressure #1		
20-300-233	RO #2		
20-300-234	Pump, RO High Pressure #2		
20-300-235	Pump, RO cleaning		
20-300-236	Tank, RO cleaning		
20-300-240	Decarbonator		
20-300-241	Pump, Decarbonator #1		

Equipment List	Equipment Description	Manufact./Model (Capacity)	Comment
20-300-242	Pump, Decarbonator #2		
20-300-300	Pump, Potable Water A		
20-300-400	Pump, Potable Water B		
20-300-430	Backflow Preventer, City Water		
20-300-500	Piping, Vents and Drains - City Water		
20-303	Demin System		
20-303-100	Demineralized Water System		
20-303-101	Tank, Storage #1, Treated Water		
20-303-102	Tank Storage #2, Treated Water		
20-303-110	Pump #1, Treated Water Make Up		
20-303-120	Pump #2, Treated Water Make Up		
20-303-130	Pump #3, Treated Water Make Up		
20-303-140	Pump #4, Treated Water Make Up		
20-303-150	Pump #5, Treated Water Make Up		
20-303-160	Pump #6, Treated Water Make Up		
20-303-190	Piping, Demin Water		
20-303-200	Demineralizer, Caustic Regeneration Sys		
20-303-210	Tank, Caustic Storage		
20-303-211	Pump, Caustic Regen #1		
20-303-212	Pump, Caustic Regen #2		
20-303-221	Vessel, Anion #1		
20-303-222	Vessel, Anion #2		
20-303-290	Piping, Caustic System		
20-303-300	Demineralizer Acid Regeneration System		
20-303-310	Tank, Acid Storage		
20-303-311	Pump, Acid Regen #1		
20-303-312	Pump, Acid Regen #2		
20-303-321	Vessel, Cation #1		

Equipment List	Equipment Description	Manufact./Model (Capacity)	Comment
20-303-322	Vessel, Cation #2		
20-303-390	Piping, Acid System		
20-303-400	Demineralized Neutralization System		
20-303-410	Tank, Neutralization		
20-303-411	Pump, Neutralization Caustic		
20-303-412	Pump, Neutralization Acid		
20-303-413	Pump, Neutralization Mixing		
20-303-490	Piping, Neutralization System		
20-303-500	Pall Trinity Micro Filters		
20-303-600	Herc-1 50 RO System		
20-312	Boiler Chemical Treatment System		
20-312-100	Tank Chemical Feed, Boiler #1		
20-312-110	Pump, Chemical Feed "A", Boiler #1		
20-312-120	Pump, Chemical Feed "B", Boiler #1		
20-312-130	Tank, Chemical Feed, Boiler #2		
20-312-140	Pump, Chemical Feed "A", Boiler #2		
20-312-150	Pump, Chemical Feed "B", Boiler #2		
20-312-200	Tank Chemical Feed, Boiler #3		
20-312-210	Pump, Chemical Feed #1, Boiler #3		
20-312-220	Pump, Chemical Feed #2, Boiler #3		
20-318	Feed Systems		
20-318-201	Heater, #1 Feed Water		
20-318-202	Heater, #2 Feed Water		
20-318-210	Pump, Elect. Feed Water #1- Boilers #1 & #2		
20-318-220	Pump, Steam Feed Water #2- Boilers #1 & #2		
20-318-230	Pump, Elect- Feed Water #3- Boiler #3		
20-318-240	Pump, Steam Feed Water #4- Boiler #3		
20-318-300	Deaerator System		

Equipment List	Equipment Description	Manufact./Model (Capacity)	Comment
20-318-301	Deaerator #1, Boilers #1 and #2		
20-318-302	Deaerator #2, Boiler #3		
20-318-303	Tank, Deaerator Chemical Feed #1		
20-318-304	Pump #1, Deaerator Chemical Feed		
20-318-305	Pump #2, Deaerator Chemical Feed		
20-318-306	Tank, Deaerator Chemical Feed #2		
20-318-307	Pump #3, Deaerator Chemical Feed		
20-318-308	Pump #4, Deaerator Chemical Feed		
20-318-500	Piping - Feedwater System		
20-320-500	Pall Water Treatment system		
20-320-501	Permeate Water Tank		
20-320-502 & 503	Permeate Water Pumps (2)		
20-320-510	Microfiltration Module		
20-320-520	Feed Tank		
20-320-530	Recirculation Pump		
20-320-540	Air Receiver		
20-320-550	RO		
20-320-555	RO Pump		
20-320-560	Filtrate Water Tank		
20-320-561 & 562	Filtrate Tank Feed Pumps (2)		
20-530-535	Reverse Filtration Pump		

Equipment List	Equipment Description	Manufact./Model (Capacity)	Comment
Cooling Water System			
21-200	Cooling Water Systems		
21-201	Instrumentation & Controls, Cooling Water		
21-201-100	Cooling Tower Instr. & Control		
21-201-200	C.T. Chem Feed Sys. Instr & Control		
21-201-300	Component Cooling Instr. & Controls		
21-201-LIC 1433	#1 Cooling Tower Level Indicating Controller		
21-201-LT 1433	Cooling Water Sump Level X-mtr		
21-201-PG 1433a	Cooling Water Pump "A" Pressure Gauge		
21-201-PG 1433b	Cooling Water Pump "B" Pressure Gauge		
21-201-PG 1433c	Cooling Water Pump "C" Pressure Gauge		
21-201-PI 1441	#1 Cooling Water Supply Header Pressure		
21-201-PT 1441	#1 Cooling Water Supply Header Pressure		
21-201-TI 113/1	#2 TG Bypass Condenser Cooling Water Temps		
21-201-TI 126	#2 TG Cooling Water Temp		
21-201-TI1432.5	#1 Cooling Water Supply/Return		
21-201-TT1432-1	#1 Cooling Water Return		
21-201-TT1432-2	#1 Cooling Water Supply Temp		
21-201-TY 113a	#2 TG Bypass Condenser Cooling Water Inlet Temp		
21-201-TY 113b	#2 TG Bypass Condenser Cooling Water Inlet Temp		
21-201-TY 114a	#2 TG Bypass Condenser Cooling Water Inlet Temp		
21-201-TY 126a	#2 TG Cooling Water Temperature		
21-201-TY 126b	#2 TG Cooling Water Temperature		

Equipment List	Equipment Description	Manufact./Model (Capacity)	Comment
21-350	Cooling Water System		
21-350-100	Cooling Tower Structure		
21-350-210	Pump, Cooling Tower Circulating Water #1		
21-350-220	Pump, Cooling Tower Circulating Water #2		
21-350-230	Pump, Cooling Tower Circulating Water #3		
21-350-310	Pump, Cooling Water Booster #1		
21-350-320	Pump, Cooling Water Booster #2		
21-350-410	Fan #1, Cooling Tower		
21-350-420	Fan #2, Cooling Tower		
21-350-430	Fan #3, Cooling Tower		
21-350-440	Fan #4, Cooling Tower		
21-350-450	Fan #5, Cooling Tower		
21-350-510	Motor, Cooling Tower Fan #1		
21-350-520	Motor, Cooling Tower Fan #2		
21-350-530	Motor, Cooling Tower Fan #3		
21-350-540	Motor, Cooling Tower Fan #4		
21-350-550	Motor, Cooling Tower Fan #5		
21-350-900	Piping & Valves, Cooling Water		
21-353	Cooling Water Treatment Systems		
21-353-100	Chlorination System, Cooling Water		
21-353-210	Pump, CW Corrosion Inhibitor		
21-353-250	Tank, CW Corrosion Inhibitor Storage		
21-353-310	Pump, CW Dispersant		
21-353-350	Tank, CW Dispersant		
21-353-410	Pump, CW Acid		
21-353-450	Tank, CW Acid		
21-353-900	Piping, CW Treatment		

Equipment List	Equipment Description	Manufact./Model (Capacity)	Comment
Wastewater System			
22-201	Instrumentation and Controls		
22-400	Contact Water System		
22-400-100	Sump, Contact Water		
22-400-110	Pump 1A, Contact Water		
22-400-120	Pump 1B, Contact Water		
22-400-130	Pump 2A, Contact Water		
22-400-140	Pump 2B, Contact Water		
22-400-200	Tank, Contact Water Storage		
22-400-210	Pump, Waste Water #1		
22-400-220	Pump, Waste Water #2		
22-400-300	Tank, Continuous Blow Down		
22-400-300	Tank, Intermittent Blow Down		
22-400-310	Sump, Blow Down		
22-400-311	Pump #1, Blow Down Sump		
22-400-312	Pump #2, Blow Down Sump		
22-400-400	Pump #1, Basin Lift		
22-400-410	Pump #2, Basin Lift		
22-400-500	Pump, Boiler Washdown		
22-400-600	Blowdown Heat Exchanger		
22-400-650	Blowdown Heat Exchanger		
22-400-900	Piping, Washdown		
22-407	Sanitary System		
22-407-100	Pump, Sanitary Lift (Maintenance Shop)		
22-407-900	Piping, Sanitary Above and Below Ground		

Equipment List	Equipment Description	Manufact./Model (Capacity)	Comment
Internal Steam Distribution			
25-201	Steam & Condensate Instr. and Controls		
25-201-101	Flow Element Boiler #1, Orifice Plates		
25-201-102	Flow Element Boiler #2, Orifice Plates		
25-201-103	Flow Element Boiler #3, Venturi		
25-250	Steam and Condensate System		
25-250-100	High Pressure Steam		
25-250-101	Main Steam, Boiler #1		
25-250-102	Main Steam, Boiler #2		
25-250-103	Main Steam, Boiler #3		
25-250-200	Condensate System		
25-250-201	Condensate System, Boiler #1		
25-250-202	Condensate System, Boiler #2		
25-250-203	Condensate System, Boiler #3		
25-250-300	Low Pressure Steam		
25-250-301	Low Pressure Steam, Boiler #1		
25-250-302	Low Pressure Steam, Boiler #2		
25-250-303	Low Pressure Steam, Boiler #3		
25-250-400	Steam Traps		
25-250-500	Condensate System and Vessels		
25-250-590	Piping, Condensate		

Equipment List	Equipment Description	Manufact./Model (Capacity)	Comment
Emissions System			
30-201	Instrumentation and Controls		
30-201-011	#1 SDA Instr. & Controls		
30-201-012	#2 SDA Instr. & Controls		
30-201-013	#3 SDA Instr. & Controls		
30-201-021	#1 FF Instr. & Controls		
30-201-022	#2 FF Instr. & Controls		
30-201-023	#3 FF Instr. & Controls		
30-201-FF1-1	Level Detector #1, Nuclear, FF #1		
30-201-FF1-2	Level Detector #2, Nuclear FF #1		
30-201-FF1-3	Level Detector #3, Nuclear FF #1		
30-201-FF1-4	Level Detector #4, Nuclear FF #1		
30-201-FF1-5	Level Detector #5, Nuclear FF #1		
30-201-FF1-6	Level Detector #6, Nuclear FF #1		
30-201-FF1-7	Level Detector #7, Nuclear FF #1		
30-201-FF1-8	Level Detector #8, Nuclear FF #1		
30-201-FF1-9	Level Detector #9, Nuclear FF #1		
30-201-FF1-10	Level Detector #10, Nuclear, FF #1		
30-201-FF1-11	Level Detector #11, Nuclear FF #1		
30-201-FF1-12	Level Detector #12, Nuclear FF #1		
30-201-FF2-1	Level Detector #1, Nuclear, FF #2		
30-201-FF2-2	Level Detector #2, Nuclear FF #2		
30-201-FF2-3	Level Detector #3, Nuclear FF #2		
30-201-FF2-4	Level Detector #4, Nuclear FF #2		
30-201-FF2-5	Level Detector #5, Nuclear FF #2		
30-201-FF2-6	Level Detector #6, Nuclear FF #2		

Equipment List	Equipment Description	Manufact./Model (Capacity)	Comment
30-201-FF2-7	Level Detector #7, Nuclear FF #2		
30-201-FF2-8	Level Detector #8, Nuclear FF #2		
30-201-FF2-9	Level Detector #9, Nuclear FF #2		
30-201-FF2-10	Level Detector #10, Nuclear, FF #2		
30-201-FF2-11	Level Detector #11, Nuclear FF #2		
30-201-FF2-12	Level Detector #12, Nuclear FF #2		
30-201-FF3-1	Level Detector #1, Nuclear, FF #3		
30-201-FF3-2	Level Detector #2, Nuclear FF #3		
30-201-FF3-3	Level Detector #3, Nuclear FF #3		
30-201-FF3-4	Level Detector #4, Nuclear FF #3		
30-201-FF3-5	Level Detector #5, Nuclear FF #3		
30-201-FF3-6	Level Detector #6, Nuclear FF #3		
30-201-FF3-7	Level Detector #7, Nuclear FF #3		
30-201-FF3-8	Level Detector #8, Nuclear FF #3		
30-201-FF3-9	Level Detector #9, Nuclear FF #3		
30-201-FF3-10	Level Detector #10, Nuclear, FF #3		
30-201-FF3-11	Level Detector #11, Nuclear FF #3		
30-201-FF3-12	Level Detector #12, Nuclear FF #3		
30-201-I/I100/1	Water, Storm Water/Effluent Flow		
30-201-PI867B	Lime Prep. Seal Water Press Gauge		
30-201-PI871A	Lime Prep. Seal Water Press Gauge		
30-201-PI871B	Lime Prep. Seal Water Press Gauge		
30-201-PT098	#1 SDA Outlet D.P.		
30-201-TT3117	Transmitter, Temp. Boiler #3		
30-500	Spray Dryer Absorbers		
30-500-100	Spray Dryer #1		
30-500-110	Live Bottom, Spray Dryer #1		
30-500-115	Spray Dryer #1 Live Bottom Vibrator		

Equipment List	Equipment Description	Manufact./Model (Capacity)	Comment
30-500-120	Spray Dryer #1, Slide Gates, Drag Conveyor		
30-500-140	Spray Dryer #1, Hopper Nuclear Level Detector		
30-500-160	Spray Dryer #1, Hopper Heater		
30-500-200	Spray Dryer #2		
30-500-210	Live Bottom, Spray Dryer #2		
30-500-215	Spray Dryer #2 Live Bottom Vibrator		
30-500-220	Spray Dryer #2, Slide Gates, Drag Conveyor		
30-500-240	Spray Dryer #2, Hopper Nuclear Level Detector		
30-500-260	Spray Dryer #2. Hopper Heater		
30-500-300	Spray Dryer #3		
30-500-310	Live Bottom, Spray Dryer #3		
30-500-315	Spray Dryer #3 Live Bottom Vibrator		
30-500-320	Spray Dryer #3, Slide Gates, Drag Conveyor		
30-500-340	Spray Dryer #3, Hopper Nuclear Level Detector		
30-500-360	Spray Dryer #3. Hopper Heater		
30-501	Lime Slurry Systems		
30-501-100	Slaker Train A		
30-501-110	Slaker A		
30-501-120	Feeder, Lime A		
30-501-140	Blower, Lime Slaker A		
30-501-150	Grit Screen A		
30-501-200	Slaker Train B		
30-501-210	Slaker B		
30-501-220	Feeder, Lime B		
30-501-240	Blower, Lime Slaker B		
30-501-250	Grit Screen B		
30-501-300	Silo, Pebble Lime		
30-501-301	Bin Vent, Pebble Lime Silo		

Equipment List	Equipment Description	Manufact./Model (Capacity)	Comment
30-501-302	Live Bottom, Pebble Lime Silo		
30-501-400	Tank, Dilution Water		
30-501-410	Mixer, Dilution Tank		
30-501-420	Pump, Dilution Water A		
30-501-430	Pump, Dilution Water B		
30-501-440	Screen, Dilution Water Grit		
30-501-500	Tank, Lime Slurry Storage		
30-501-501	Mixer, Lime Slurry Storage Tank		
30-501-520	Pump, Lime Slurry A1		
30-501-525	Pump, Lime Slurry A2		
30-501-530	Pump, Lime Slurry B1		
30-501-535	Pump, Lime Slurry B2		
30-501-540	Pump, Lime Prep Sump		
30-501-545	Mixer, Lime Prep Sump		
30-501-550	Pump, Seal Water #1		
30-501-555	Pump, Seal Water #2		
30-501-560	Pump, Service Water A		
30-501-565	Pump, Service Water B		
30-501-570	Pump, Tertiary Water Make Up #1		
30-501-575	Pump, Tertiary Water Make Up #2		
30-501-600	Lime Slurry Injection, Spray Dryer #1		
30-501-700	Lime Slurry injection, Spray Dryer #2		
30-501-800	Lime Slurry Injection, Spray Dryer #3		
30-501-900	Piping, Lime Slurry		
30-503	Fabric Filter System		
30-503-100	Fabric Filter Unit 1		
30-503-101	Compartment, FF 1-1		
30-503-102	Compartment, FF 1-2		

Equipment List	Equipment Description	Manufact./Model (Capacity)	Comment
30-503-103	Compartment, FF 1-3		
30-503-104	Compartment, FF 1-4		
30-503-105	Compartment, FF 1-5		
30-503-106	Compartment, FF 1-6		
30-503-107	Compartment, FF 1-7		
30-503-108	Compartment, FF 1-8		
30-503-109	Compartment, FF 1-9		
30-503-110	Compartment, FF 1-10		
30-503-111	Compartment, FF 1-11		
30-503-112	Compartment, FF 1-12		
30-503-150	Dampers, Deflation #1		
30-503-160	Fan, Deflation, FF #1		
30-503-170	Level Detector, FF #1		
30-503-171	Hopper Vibrators, FF #1		
30-503-172	Hopper Heaters, FF #1		
30-503-173	Sonic Horns, FF #1		
30-503-200	Fabric Filter Unit 2		
30-503-201	Compartment, FF 2-1		
30-503-202	Compartment, FF 2-2		
30-503-203	Compartment, FF 2-3		
30-503-204	Compartment, FF 2-4		
30-503-205	Compartment, FF 2-5		
30-503-206	Compartment, FF 2-6		
30-503-207	Compartment, FF 2-7		
30-503-208	Compartment, FF 2-8		
30-503-209	Compartment, FF 2-9		
30-503-210	Compartment FF, 2-10		
30-503-211	Compartment FF, 2-11		

Equipment List	Equipment Description	Manufact./Model (Capacity)	Comment
30-503-212	Compartment FF, 2-12		
30-503-250	Dampers, Deflation #2		
30-503-260	Fan, Deflation, FF #2		
30-503-261	Level Detector, FF #2		
30-503-262	Hopper Vibrators, FF #2		
30-503-263	Hopper Heaters, FF #2		
30-503-264	Sonic Horns, FF #2		
30-503-300	Fabric Filter Unit 3		
30-503-301	Compartment, FF 3-1		
30-503-302	Compartment, FF 3-2		
30-503-303	Compartment, FF 3-3		
30-503-304	Compartment, FF 3-4		
30-503-305	Compartment, FF 3-5		
30-503-306	Compartment, FF 3-6		
30-503-307	Compartment, FF 3-7		
30-503-308	Compartment, FF 3-8		
30-503-309	Compartment, FF 3-9		
30-503-310	Compartment, FF 3-10		
30-503-311	Compartment, FF 3-11		
30-503-312	Compartment, FF 3-12		
30-503-350	Dampers, Deflation #3		
30-503-360	Fan, Deflation, FF #3		
30-503-361	Level Detector, FF #3		
30-503-362	Hopper Vibrators, FF #3		
30-503-363	Hopper Heaters, FF #3		
30-503-364	Sonic Horns, FF #3		
30-504	Carbon Injection System		
30-504-???	Blower #1, Silencer		

Equipment List	Equipment Description	Manufact./Model (Capacity)	Comment
30-504-???	Blower #2, Silencer		
30-504-???	Blower #3, Silencer		
30-504-???	Blower #4, Silencer		
30-504-001	Silo, Carbon		
30-504-002	Bin Vent, Carbon Silo		
30-504-003	Control Panel, Carbon Injection		
30-504-100	Carbon Injection Train #1		
30-504-110	Blower #1, Carbon Injection		
30-504-131	Feeder, Rotary #1, Carbon Injection		
30-504-140	Hoppers, Surge and Support for Carbon Injection #1		
30-504-150	Feeder, Screw #1, Carbon Injection		
30-504-152	Eductor #1, Carbon Injection		
30-504-200	Carbon Injection Train #2		
30-504-210	Blower #2, Carbon Injection		
30-504-231	Feeder, Rotary #2, Carbon Injection		
30-504-240	Hoppers, Surge and Support for Carbon Injection #2		
30-504-250	Feeder, Screw #2, Carbon Injection		
30-504-252	Eductor #2, Carbon Injection		
30-504-300	Carbon Injection Train #3		
30-504-310	Blower #3, Carbon Injection		
30-504-331	Feeder, Rotary #3, Carbon Injection		
30-504-340	Hoppers, Surge and Support for Carbon Injection #3		
30-504-350	Feeder, Screw #3, Carbon Injection		
30-504-352	Eductor #3, Carbon Injection		
30-504-400	Carbon Injection Train #4		
30-504-410	Blower #4, Carbon Injection		

Equipment List	Equipment Description	Manufact./Model (Capacity)	Comment
30-504-430	Feeder, Screw #4, Carbon Injection		
30-504-431	Feeder, Rotary #4, Carbon Injection		
30-504-440	Hoppers, Surge and Support for Carbon Injection #4		
30-504-452	Eductor #4, Carbon Injection		
30-504-500	Valves & Piping, Carbon Injection		
30-505	SNCR NOx-Out Urea Injection System		
30-505-001	Control System		
30-505-100	SNCR Train #1		
30-505-110	SNCR Metering Module Train #1		
30-505-111	Pump, SNCR Metering #1A		
30-505-112	Pump, SNCR Metering #1B		
30-505-113	Pump, SNCR Water Booster #1A		
30-505-114	Pump, SNCR Water Booster #1B		
30-505-121	Module, SNCR Distribution #1A		
30-505-122	Module, SNCR Distribution #1B		
30-505-123	Module, SNCR Distribution #1C		
30-505-124	Module, SNCR Distribution #1D		
30-505-130	Injectors, SNCR - Boiler #1		
30-505-200	SNCR Train #2		
30-505-210	SNCR Metering Module Train #2		
30-505-211	Pump, SNCR Metering #2A		
30-505-212	Pump, SNCR Metering #2B		
30-505-213	Pump, SNCR Water Booster #2A		
30-505-214	Pump, SNCR Water Booster #2B		
30-505-221	Module, SNCR Distribution #2A		
30-505-222	Module, SNCR Distribution #2B		
30-505-223	Module, SNCR Distribution #2C		
30-505-224	Module, SNCR Distribution #2D		

Equipment List	Equipment Description	Manufact./Model (Capacity)	Comment
30-505-230	Injectors, SNCR - Boiler #2		
30-505-300	SNCR Train #3		
30-505-310	SNCR Metering Module Train #3		
30-505-311	Pump, SNCR Metering #3A		
30-505-312	Pump, SNCR Metering #3B		
30-505-313	Pump, SNCR Water Booster #3A		
30-505-314	Pump, SNCR Water Booster #3B		
30-505-321	Module, SNCR Distribution #3A		
30-505-322	Module, SNCR Distribution #3B		
30-505-323	Module, SNCR Distribution #3C		
30-505-324	Module, SNCR Distribution #3D		
30-505-330	Injectors, SNCR - Boiler #3		
30-505-500	Tank, SNCR / Urea Storage		
30-505-510	Circulation Module, Urea, SNCR System		
30-505-511	Pump, SNCR Urea Circulation #1		
30-505-512	Pump, SNCR Urea Circulation #2		
30-505-515	Heater, Urea / SNCR System		
30-505-800	Instrumentation, Urea / NOx-Out Urea Sys		
30-505-900	Valves and Piping, SNCR, NOx-Out Urea Sys		
30-509	Emissions Monitoring System CEMS		
30-509-010	CEMS Enclosure		
30-509-020	Data Acquisition System		
30-509-101	CEMS, Unit #1		
30-509-102	CEMS, Unit #2		
30-509-103	CEMS, Unit #3		
30-509-201	Opacity Monitor, Unit #1		
30-509-202	Opacity Monitor, Unit #2		
30-509-203	Opacity Monitor, Unit #3		

Equipment List	Equipment Description	Manufact./Model (Capacity)	Comment
30-512	I.D. Fans		
30-512-100	Fan, I.D. #1		
30-512-110	Motor, I.D. #1		
30-512-150	Lube Oil System, I.D. #1		
30-512-200	Fan, I.D. #2		
30-512-210	Motor, I.D. #2		
30-512-250	Lube Oil System, I.D. #2		
30-512-300	Fan, I.D. #3		
30-512-310	Motor, I.D. #3		
30-512-350	Lube Oil System, I.D. #3		
30-515	Stack		
30-515-100	Obstruction Lighting System		

Equipment List	Equipment Description	Manufact./Model (Capacity)	Comment
Distributed Control System			
34-201	Instrumentation and Controls		
34-201-100	Controls, Gas Burners		
34-201-DCS	Control Room Components		
34-201-PCU1	Process Control Unit #1 - Boiler #1		
34-201-PCU2	Process Control Unit #2 - Boiler #2		
34-201-PCU3	Process Control Unit #3 - Boiler #3		
34-201-PCU5	Process Control Unit #5 - Boiler Common		
34-201-PCU6	Process Control Unit #6 - T/G & Aux.		
34-201-PCU7	Process Control Unit #7 - G.E. Interface		
34-201-PCU8	Process Control Unit #8 - APC		

Equipment List	Equipment Description	Manufact./Model (Capacity)	Comment
Electrical Power System			
35-600	Internal Power		
35-600-900	Lighting System		
35-600-BAT1	Station Batteries, #1		
35-600-BAT2	Station Batteries, #2		
35-600-CHGR1	Battery Charger, #1		
35-600-CHGR2	Battery Charger, #2		
35-600-BDTG1	Buss Duct, #1 TG		
35-600-BDTG2	Buss Duct, #2 TG		
35-600-MCC101	Motor Control Center, MCC-101 4160V		
35-600-MCC102	Motor Control Center, MCC-102 480V		
35-600-MCC103	Motor Control Center, MCC-103 4160V		
35-600-MCC104	Motor Control Center, MCC-104 480V		
35-600-MCC105	Motor Control Center, MCC-105 480V		
35-600-MCC106	Motor Control Center, MCC-106 480V		
35-600-MCC1	Motor Control Center, MCC-1 480V		
35-600-MCC2	Motor Control Center, MCC-2 480V		
35-600-MCC3	Motor Control Center, MCC-3 480V		
35-600-MCC4	Motor Control Center, MCC-4 480V		
35-600-RR01	Motor Control Center, R&R RR-01		
35-600-RR02	Motor Control Center, R&R RR-02		
35-600-SWG1	Switchgear 13.8 KV #1		
35-600-SWG2	Switchgear 13.8 KV #2		
35-600-TR-101	Transformer, TR-101 13.8 KV - 4160V		
35-600-TR-102	Transformer, TR-102 13.8 KV - 480V		
35-600-TR-103	Transformer, TR-103 13.8 KV - 480V		

Equipment List	Equipment Description	Manufact./Model (Capacity)	Comment
35-600-TR-104	Transformer, TR-104 13.8 KV - 4160V		
35-600-TR-105	Transformer, TR-105 13.8 KV - 480V		
35-600-TR-106	Transformer, TR-106 13.8 KV - 480V		
35-600-TR-109	Transformer, TR-109 480V-120/480V		
35-600-UPS1	UPS #1		
35-600-UPS2	UPS #2		
35-603	External Power/Switch Yard		
35-603,CCPT2	Coupling Capacitor, Pot. Trans. #2		
35-603-AS01	Switch, Air S-01		
35-603-AS02	Switch, Air S-02		
35-603-AS03	Switch, Air S-03		
35-603-AS04	Switch, Air S-04		
35-603-CCPT1	Coupling Capacitor, Pot. Trans. #1		
35-603-CCPT3	Coupling Capacitor, Pot. Trans. #3		
35-603-LPS	Lightning Protection		
35-603-NG01	Transformer, Neutral Grounding #1		
35-603-NG02	Transformer, Neutral Grounding #2		
35-603-NGR1	Resistor, Neutral Grounding #1		
35-603-NGR2	Resistor, Neutral Grounding #2		
35-603-OCB1	Circuit Breaker, Oil #1		
35-603-GCB2	Circuit Breaker, Gas #2		
35-603-TR01	Transformer, Main Step Up #1		
35-603-TR02	Transformer, Main Step Up #2		
35-603-TRSP	Transformer, Main Step Up Spare		
35-606	Electrical Relays and Metering		

Equipment List	Equipment Description	Manufact./Model (Capacity)	Comment
Material Recovery System - RSPB			
17-462	Building, RSPB Material Recovery Bldg		
17-462-018	Structure, RSPB Roof Floor & Walls		
17-462-024	Lighting, RSPB		
17-462-410	Diverter Gate #1		
17-462-420	Vibratory Conveyor #1		
17-462-430	Belt Conveyor #1		
17-462-440	Diverter Gate #2		
17-462-450	Vibratory Conveyor #2		
17-462-600	Electrical Power, RSPB Internal		

Equipment List	Equipment Description	Manufact./Model (Capacity)	Comment
General Plant			
50-001	HVAC System		
50-001-100	AC Units, Water and Air Cooled		
50-001-136	Piping, Drains & Vents		
50-001-300	Fans, Building Supply and Exhaust		
50-001-ADMIN	AC Unit, Admin Building		
50-001-Process	HVAC Units, Process Building		
50-001-REMOTE	HVAC Units, Remote		
50-003	Compressed Air System		
50-003-100	Air Compressors		
50-003-110	Compressor, Process Air, A		
50-003-120	Compressor, Process Air, B		
50-003-130	Compressor, Process Air, C		
50-003-200	Receivers, Air		
50-003-201	Receiver A, Air Compressor		
50-003-202	Receiver B, Air Compressor		
50-003-300	Driers, Instrument Air		
50-003-301	Dryer, Spray Dryer, Instrument Air		
50-003-302	Dryer, Process Building Instrument Air		
50-003-303	Dryer, Instrument Air Refrigerant		
50-003-400	Cooling System, Air Compressor		
50-003-410	Pump A, Compressor Coolant		
50-003-420	Pump B, Compressor Coolant		
50-003-430	Cooler A, Air Compressor		
50-003-440	Cooler B, Air Compressor		
50-003-450	Heat Exchanger A, Air Compressor		

Equipment List	Equipment Description	Manufact./Model (Capacity)	Comment
50-003-460	Heat Exchanger B, Air Compressor		
50-003-500	Piping, Process Air		
50-003-510	Piping, Instrument Air		
50-006	Communications System		
50-006-100	Plant Telephone System		
50-006-200	Plant Paging System		
50-009	Fire Protection System		
50-009-100	Firewater Pumping System		
50-009-110	Pump, Fire Protection - Electric		
50-009-120	Pump, Fire Protection - Diesel		
50-009-121	Tank, Diesel for Fire Protection Pump		
50-009-130	Pump, Fire Protection - Jockey		
50-009-150	Building, Fire Pump House		
50-009-200	Above Ground Fire Water System		
50-009-210	Piping, Tipping Floor - Fire Protection		
50-009-220	Piping, Refuse Pit - Fire Protection		
50-009-230	Piping, Warehouse - Fire Protection		
50-009-235	Piping, Maint. Shop - Fire Protection		
50-009-240	Piping, Admin. Building - Fire Protection		
50-009-250	Piping, Process Building - Fire Protection		
50-009-260	Piping, Turbine Area - Fire Protection		
50-009-270	Piping, Miscellaneous - Fire Protection		
50-009-290	Piping, RSPB - Fire Protection		
50-009-300	Piping, Below Ground Fire Water		
50-009-400	Portable Extinguishers - Fire Protection		
50-009-500	Alarms & Controls - Fire Protection		
50-015	Administration Building		
50-018	Process Building		

Equipment List	Equipment Description	Manufact./Model (Capacity)	Comment
50-018-100	Elevator, Freight		
50-018-200	Overhead Doors		
50-018-400	Control Room		
50-018-500	Building, Roofing and Siding		
50-018-600	Floors & Grating, Process Building		
50-024	Lighting System - Internal & External		
50-024-100	Lighting System - Internal		
50-024-150	Lighting System, Emergency		
50-024-200	Lighting System - External		
50-030	Machine Shop Bldg.		
50-031	Warehouse Bldgs (2)		

SCHEDULE 16B

CRITICAL SPARE PARTS

Item #	Description	Area	Location	UOM	Average Unit Cost
BOILER					
0000148834	DRIVE, VARIABLE FREQUENCY, AC MOTOR, 75HP, 380/480VAC, 3PH,	WARE	E&IFLR	EA	$8,902.56
0000148835	ACTUATOR, ELECTRIC MOTOR, TORQUE 72FT-LB, 120VAC,60HZ,0.7A,	WARE	R106	EA	$4,279.00
0000148839	THERMOCOUPLE, TYPE K, UNGROUNDED, BARE LEADS, 1/4IN EYELET,	WARE	HH501	EA	$108.00
0000148840	SCANNER, FLAME, DUAL DETECTION, IR/UV, FOR AUXILIARY BURNER	WARE	HH400	EA	$2,132.69
0000148846	VALVE, BALL, ISOLATION, W/ LOCKING HANDLE, 3/4IN FNPT CONN,	WARE	HH402	EA	$60.41
0000148851	VALVE, BALL, SHUTOFF, 4IN FLANGE CONN, CS BODY, RPTFE SEAT/S	WARE	HH304	EA	$1,088.33
0000148853	VALVE, BALL, ISOLATION, W/ LOCKING HANDLE, 3/4IN FNPT CONN,	WARE	HH402	EA	$40.95
0000148854	EXCITER, SUPER SPARK, MODEL LO-2, 100-240VAC,50/60HZ INPUT,	WARE	HH404	EA	$4,112.50
0000148855	ROD, IGNITION, RADIAL GAP, SEALED, SZ 0.0625IN X12IN LG, FOR	WARE	E&IFLR	EA	$908.01
0000148856	SWITCH, PUSHBUTTON, EMERGENCY STOP, FOR AUXILIARY BURNER	WARE	HH401	EA	$17.50
0000148857	VALVE, BALL, ISOLATION, W/ LOCKING HANDLE, 1/4IN FNPT CONN,	WARE	HH402	EA	$30.24
0000148899	VALVE, BALL, ISOLATION, W/ LOCKING HANDLE, 1/2IN FNPT CONN,	WARE	HH402	EA	$34.44
0000148902	VALVE, BALL, ISOLATION, W/ LOCKING HANDLE, 1IN FNPT CONN,	WARE	HH402	EA	$51.03
0000148904	VALVE, SOLENOID, GAS, 2IN 150LB FLANGE, 115VAC/60HZ, PNEUMAT	WARE	Q125	EA	$2,125.74
0000148905	VALVE, BALL, ISOLATION, W/ LOCKING HANDLE, 1/4IN FNPT CONN,	WARE	HH402	EA	$35.56
0000148915	PROCESSOR, PLC, W/2MB BYTES OF MEMORY, FOR ALLEN BRADLEY	WARE	HH501	EA	$9,954.00
0000149103	TERMINAL,INTERFACE, PANELVIEW TOUCHSCREEN, SZ 15.1IN, FOR AU	WARE	HH500	EA	$6,303.06
0000149113	TIMER,WATCHDOG, ON DELAY, FOR AUXILIARY BURNER	WARE	HH502	EA	$66.60
0000149114	TIMER,WATCHDOG, OFF DELAY, FOR AUXILIARY BURNER	WARE	HH502	EA	$58.13
0000149119	MODULE,OUTPUT,ANALOG,8 CHNL, FOR AUXILIARY BURNER	WARE	HH401	EA	$2,069.20
0000149120	MODULE, OUTPUT, ANALOG INTERFACE, 8 CHNL, FOR AUXILIARY BURN	WARE	HH401	EA	$301.36
0000149177	SWITCH,3POS,22MM,MAINTAINED,NEMA 4/13,STD KNOB 2NO,2NC 22.5M	WARE	HH401	EA	$25.00

Item #	Description	Area	Location	UOM	Average Unit Cost
0000149178	SWITCH,PUSHBUTTON,FLUSH,BLACK,MOMENTARY,30MM ACTUATOR, W/1 N	WARE	HH400	EA	$0.00
0000149179	SWITCH,2POS,22MM,MAINTAINED,NEMA 4/13 STD KNOB,1N.O.,22.5MM	WARE	HH400	EA	$0.00
0000149180	SWITCH,PUSHBUTTON,FLUSH,RED,MOMENTARY,30MM ACTUATOR,W/1NO	WARE	HH400	EA	$0.00
0000149216	VALVE,SOLENOID,NORMALLY OPEN, FULL PORT, SPRING RETURN PNEUM	WARE	R103	EA	$1,661.80
0000149218	VALVE, R TO L FLOW, 1SEC CLOSURE RATE, NC, FOR AUXILIARY	WARE	R103	EA	$6,096.67
0000151963	VALVE, PILOT, W3	WARE	HH204	EA	$228.58
0000151964	TRANSDUCER, I/P FOR GAS CONTROL VALVE	WARE	HH203	EA	$489.97
0000152175	COUPLING,TORSION ELASTIC ROTEX GRATE DRIVE	WARE	T773	EA	$269.03
0000152176	COUPLING, TORSION ELASTIC ROTEX FEED PUMP	WARE	T773	EA	$245.32
0000152177	COUPLING, TORSION ELASTIC ROTEX FEEDER DRIVE	WARE	T773	EA	$216.96
0000152178	PUMP, MOTOR, FEED, THREE PHASE	WARE	Y302	EA	$1,259.06
0000152179	MOTOR, 3 PH, FEEDER	WARE	Y303	EA	$1,158.09
0000152180	MOTOR, 3 PH, GRATE/DISCHARGER	WARE	Y301	EA	$2,369.31
0000152180	MOTOR, 3 PH, GRATE/DISCHARGER	WARE	Y303	EA	$2,369.31
0000152181	DEVICE, LEVEL/TEMPERATURE MEASURING NIVOTEMP 63-K-S6	WARE	T772	EA	$634.89
0000152182	MEASURING, TEMPERATURE A52/100	WARE	T773	EA	$109.80
0000152183	VALVE, RELIEF/SAFETY, PRESSURE	WARE	T773	EA	$412.58
0000152184	GAUGE, PRESSURE, 160 BAR	WARE	T661	EA	$330.21
0000152185	VALVE, HYDRAULIC, TWIN CHECK DN 6	WARE	T773	EA	$375.82
0000152186	VALVE, HYDRAULIC, UNDERFIRE AIR CONTROL DAMPER	WARE	T993	EA	$320.10
0000152187	VALVE, PRESSURE, LIMITING (PART OF HYDRAULIC VALVE UFA CONTR	WARE	T993	EA	$611.09
109089	BLOCK, MOUNTING, FOR MARTIN STOKER	WARE	T883	EA	$1,153.69
109090	VALVE, RELIEF/SAFETY, FOR MARTIN STOKER	WARE	T223	EA	$101.57

Item #	Description	Area	Location	UOM	Average Unit Cost
109136	VALVE, CHECK, FOR MARTIN STOKER	WARE	T771	EA	$128.56
109178	CYLINDER, HYDRAULIC, SZ 50/25 X 200MM, FOR MARTIN STOKER	TENT	B503	EA	$1,394.65
109178	CYLINDER, HYDRAULIC, SZ 50/25 X 200MM, FOR MARTIN STOKER	WARE	AA402	EA	$1,394.65
139651	TRANSMITTER,POSITION,FOR MARTIN STOKER	WARE	AA302	EA	$49.69
139675	PUMP,PISTON,HYDRAULIC OIL,FOR MARTIN STOKER	WARE	T664	EA	$1,779.23
139676	PUMP,PISTON,HYDRAULIC OIL,FOR MARTIN STOKER	WARE	T664	EA	$3,082.17
139683	FILTER,OIL,CARTRIDGE,RETURN,FOR MARTIN STOKER	WARE	AA401	EA	$155.55
139684	SEAL,FILTER,RETURN,FOR MARTIN STOKER	WARE	T661	EA	$101.83
139689	FILTER,AIR,CARTRIDGE,OIL,FOR MARTIN STOKER	TENT	B602	EA	$33.17
139689	FILTER,AIR,CARTRIDGE,OIL,FOR MARTIN STOKER	WARE	AA301	EA	$33.17
139690	VALVE,CONTROL,FLOW,UNIT,2 WAY,FOR MARTIN STOKER	WARE	T993	EA	$881.49
32322	CYLINDER,HYDRAULIC,LINEAR ACTUATING,FOR MARTIN STOKER	TENT	B902	EA	$4,863.39
01159EI605	PYROMETER,IR WITH CABLE	WARE	FF304	EA	$7,545.00
01159EI607	SWITCH,PROXIMITY, INDUCTIVE, 7MM SENSING, NON FLUSH MNT, M12	WARE	BB100	EA	$115.25
01159ME824	CYLINDER, SMALL CLINKER ROLL DRIVE, 80 X	WARE	Y300	EA	$871.58
NO. 1 FD FAN					
01180EI001	MOTOR,AC, 1000HP, 4160VAC, 1200RPM, FOR FD FAN	WARE	X100	EA	$85,248.03
01180ME001	HOUSING, BEARING AMERICAN DAV	WARE	W301	EA	$2,000.00
I&C					
01201EI013	PANEL, CONTROL MARTIN	WARE	AA402	EA	$932.90
01201EI015	CHAIN TENSIONER 320Z3 MARTIN	WARE	AA403	EA	$60.00
0000152188	CABLE, CONNECTOR WITH PLUG 10M	WARE	AA301	EA	$201.32
0000152189	CABLE, CONNECTOR WITH PLUG	WARE	AA302	EA	$14.90

Item #	Description	Area	Location	UOM	Average Unit Cost
0000152190	PULLEY,V-BELT,2 GROOVE,3.75IN OUTSIDE DIAMETER,BELT SECTION	WARE	AA302	EA	$100.88
0000152191	ASSEMBLY ACCESSORIES	WARE	AA302	EA	$12.83
0000152192	CABLE, CONNECTOR WITH PLUG	WARE	AA303	EA	$45.84
0000152193	SWITCH, PROXIMITY, INDUCTIVE	WARE	AA302	EA	$125.63
0000152194	MODULE, ANALOG, FLEX I/O OUTPUT 4 CHANNELS	WARE	FF910	EA	$1,215.90
0000152195	MODULE, EMERGENCY OFF	WARE	AA300	EA	$149.48
0000152196	MODULE, EXTENSION, EMERGENCY OFF	WARE	AA300	EA	$140.23
0000152197	MODULE, EMERGENCY OFF	WARE	AA300	EA	$180.06
0000152198	SWITCH, LIMIT, LEVEL, 24VDC, NIVOTESTER	WARE	AA302	EA	$207.22
0000152199	BREAKER, CIRCUIT, UNDERVOLTAGE RELEASE	WARE	AA302	EA	$69.08
0000152200	KIT, SWITCH, MAIN, BLACK	WARE	AA301	EA	$42.59
0000152201	BREAKER, CIRCUIT,175A	WARE	AA301	EA	$590.04
0000152202	SWITCH, MAIN 25A, BLACK HANDLE, 3 POLE	WARE	AA302	EA	$99.85
0000152203	SWITCH, MAIN 32A, RED HANDLE, 2 POLE	WARE	AA302	EA	$33.26
0000152204	ANALOG, ON/OFF, ISOLATION AMPLIFIER, 4-20MA	WARE	AA301	EA	$187.13
0000152205	CLAMP, INTERFACE, PLC,24VDC-1W	WARE	AA304	EA	$8.57
0000152206	CLAMP, INTERFACE, PLC, 24VDC-2W	WARE	AA301	EA	$12.43
0000152207	MODULE 25 POLES, SOCKET SUBD, VARIOFACE-DELIVERY	WARE	AA303	EA	$50.70
0000152208	LIGHT, CABINET SWITCHGEAR, 14W UL WITH DOOR POSITION SWITCH	WARE	AA302	EA	$212.16
0000152209	CONTROLLER, COOLER COMFORTCONTROLLER BLUE E, 460V 60HZ 2600W	WARE	E&IFLR	EA	$5,027.96
0000152210	COOLER 120V 60HZ 850W	WARE	E&IFLOR	EA	$1,657.80
0000152211	STARTER, MOTOR PROTECTION, TESYS BASIS 12A	WARE	FF910	EA	$39.26
0000152212	CONTROL, TESYS CONTROL UNIT 0, 15-0, 6A, 24VDC	WARE	FF910	EA	$55.77
0000152213	CONTACTOR, AUXILIARY, TESYS, 24 V DC	WARE	FF910	EA	$7.71
0000152214	DISCONNECTOR, PHASE	WARE	FF910	EA	$5.43

Item #	Description	Area	Location	UOM	Average Unit Cost
0000152215	CONTROL, TESYS UNIT 0, 35-1, 4A, 24VDC	WARE	FF910	EA	$57.38
0000152216	CONTROL, TESYS UNIT 1, 25-5A, 24VDC	WARE	FF910	EA	$58.75
0000152217	CONTROL, TESYS UNIT 3-12A, 24VDC	WARE	FF910	EA	$71.40
0000152218	CONTROL, TESYS BASIS 32A	WARE	FF910	EA	$42.40
0000152219	CONTROL, TESYS UNIT 4, 8-18A, 24VDC	WARE	FF910	EA	$52.87
0000152220	MODULE, DIODE 40VDC 2X20A	WARE	AA303	EA	$87.96
0000152221	POWER SUPPLY, 85-264VAC 24VDC/20A	WARE	AA301	EA	$302.76
NO. 3 FD FAN					
03180ME001	BEARING, THRUST, FOR FD FAN	WARE	W201	EA	$8,025.27
SCAH					
0000154606	COIL,STEAM	LYDN	OSGRND	EA	$14,575.00
0000154607	VENT,AIR,WMD	WARE	G803	EA	$414.33
0000154608	BREAKER,VACUUM,WMD	WARE	G803	EA	$150.00
0000154609	KIT,FLOAT,DRIP TRAP,WMD	WARE	G803	EA	$960.00
0000154610	KIT,FLOAT,STEAM TRAP,WMD	WARE	G803	EA	$1,602.00
0000154611	VALVE,PMPC,PUMP SKID	WARE	G803	EA	$340.00
0000154612	PUMP,REPLACEMENT,PMPC	WARE	G804	EA	$2,544.00
TURBINE NO. 1					
11550ME014	WEIGHT, BALANCE, G E 4.30 oz.	WARE	J204	EA	$110.00
11550ME016	WEIGHT, BALANCE, G E .55 oz.	WARE	J204	EA	$140.00
11550ME017	WEIGHT, BALANCE, G E 1.35 oz.	WARE	J204	EA	$160.00
11550ME018	WEIGHT BALANCE G.E. 2.35 oz.	WARE	J204	EA	$21.00

Item #	Description	Area	Location	UOM	Average Unit Cost
11550ME019	WEIGHT, BALANCE, G E 1.00oz.	WARE	J204	EA	$140.00
11550ME021	WEIGHT, BALANCE, G E 2.15 oz.	WARE	J203	EA	$160.00
11550ME022	WEIGHT, BALANCE, G E 3.60 oz.	WARE	J203	EA	$149.00
11550ME040	RING, PACKING ITEM 004	WARE	K443	KIT	$1,350.00
11550ME041	RING, PACKING ITEM 003	WARE	K443	KIT	$2,100.00
11550ME042	RING, PACKING	WARE	J201	KIT	$1,326.00
11550ME071	DIAPHRAGM, ATMOSPHERIC BURST DISC RELIEF #1	WARE	W300	EA	$1,517.27
11550ME073	BEARING, LINING HP	WARE	J104	EA	$8,487.00
11550ME074	BEARING, LINING, LP	WARE	XX303	EA	$12,000.00
0000158344	SWITCH,I/O,FOR TURBONET	WARE	GG100	EA	$1,421.54
GENERATOR NO. 1					
11553EI045	BRUSH, MOTOR, CARBON, TYPE 634	WARE	J103	EA	$25.00
CONDENSATE NO. 1					
11556EI001	MOTOR,30 HP FOR #1 & 2 TG CONDENSATE PUMPS	WARE	ZZ203	EA	$4,498.27
11556ME002	BEARING, PIPE, BRASS	WARE	J202	EA	$20.00
11556ME004	IMPELLER, BRASS ROTOR, I/R, PART# B6378A	WARE	J202	EA	$334.00
11556ME005	BEARING, PIPE, BRASS	WARE	J202	EA	$15.64
11556ME006	BOWL, FOR INTERMEDIATE CONDENSATE PUMP	WARE	J202	EA	$451.34
11556ME008	MECHANICAL SEAL - JOHN CRANE M152167	WARE	J202	EA	$1,545.00
11556ME012	GASKET, #1 BYPASS CONDENSER, SHELL & TUB	WARE	WESTWALL	EA	$384.40
11556ME100	GASKET, RUBBER CONDENSER, G.E.	WARE	J104	EA	$31.00
11556ME101	PUMP, CONDENSATE, 4 STAGE	WARE	OSGRND	EA	$16,900.00
0000154603	ANODE,MG-15S,WITH PLASTIC COATING,FOR BYPASS CONDENSER	WARE	YY202	EA	$92.18

Item #	Description	Area	Location	UOM	Average Unit Cost
0000154604	KIT,MOUNTING,FOR MG-15S ANODE	WARE	FLOOR	EA	$66.80
LUBE OIL NO. 1					
11562EI001	MOTOR. L.O. CONDITIONER BLOWER	WARE	T552	EA	$101.51
11562EI002	MOTOR, #1 TG L.O. TANK EXHAUSTER	WARE	T552	EA	$265.96
11562ME013	PUMP, LUBE OIL FOR GE MAIN TURBINE, 3 X	WARE	ZZ223	EA	$19,900.00
11562ME100	BLOWER, LAMSON W/MOTOR	WARE	X304	EA	$1,980.00
11562ME101	BLOWER, LAMSON W/MOTOR	WARE	X304	EA	$2,831.00
AUX TURBINE NO. 1					
11565EI100	MOTOR, AC, 10HP, FOR EHC PUMP	WARE	XX302	EA	$1,099.27
11565ME104	PUMP, EHC HYDRAULIC, HARTMANN	WARE	W202	EA	$1,905.00
11565ME147	RING, HYRROGEN SEAL	WARE	J301	KIT	$1,908.85
11565ME149	SEAL, INNER	WARE	J402	EA	$1,200.00
11565ME150	RING, HYDROGEN SEAL	WARE	J304	EA	$1,000.00
11565ME151	RING, HYDROGEN SEAL	WARE	J402	EA	$1,000.00
11565ME152	RINGS,HYDROGEN SEAL FOR #1 T/G	WARE	J303	EA	$3,500.00
0000152238	BOARD, IO	WARE	BB102	EA	$2,010.00
0000152239	BOARD, CONTROLLER	WARE	BB102	EA	$2,291.00
0000152240	BOARD, DISPLAY	WARE	BB102	EA	$3,314.00
0000152241	ANALYZER, CELL ASM, 70 DEGREE	WARE	BB102	EA	$2,821.00
0000152242	PLUG, MOISTURE IMPURITY INDICATOR	WARE	AA504	EA	$174.00
0000152243	CARTRIDGE, PURIFIER	WARE	AA504	EA	$367.67
0000152244	MOTOR, BLOWER	WARE	Q126	EA	$12,986.00
0000152245	GASKET, SPIRAL WOUND	WARE	BB102	EA	$86.00

Item #	Description	Area	Location	UOM	Average Unit Cost
0000152246	O-RING, VITON, DESSICANT CLEAN OUT PLUG	WARE	BB102	EA	$21.00
0000152247	DISPLAY, ASSEMBLY, OVERLAY	WARE	BB102	EA	$1,169.00
0000152248	BOARD, CONTROLLER ASSEMBLY	WARE	BB102	EA	$2,663.00
0000152249	BOARD, DISPLAY ASSEMBLY	WARE	BB102	EA	$3,638.00
0000152250	BOARD, I/O ASSEMBLY	WARE	BB102	EA	$2,749.00
0000152251	BOARD, POWER MONITORING	WARE	BB102	EA	$2,637.00
0000152252	DESICCANT, .25 LBS PAIL	WARE	E&IFLOR	EA	$313.00
0000158348	TRANSDUCER,LINEAR FOR TG1-TG2	WARE	HH100	EA	$3,761.68
TURBINE NO. 2					
12201EI001	PROBE, PROXIMITY TRANSDUCER, BENTLEY NEV	WARE	CC200	EA	$282.58
12201EI005	PROBE, PROXIMITY TRANSDUCER, BENTLEY NEV	WARE	CC200	EA	$121.00
12201EI006	PROBE, PROXIMITY TRANSDUCER, BENTLEY NEV	WARE	CC200	EA	$349.00
12201EI010	CABLE, EXTENSION, TRANSDUCERS BENTLY N	WARE	CC200	EA	$110.00
12201EI029	BOARD, PRINTED CIRCUIT, INVERTER 120VT	WARE	CC204	EA	$750.00
12201EI030	BOARD, PRINTED CIRCUIT, INVERTER	WARE	CC204	EA	$200.00
12201EI044	DIRECTIONAL VALVE & COIL ASSM. #2 TURBIN	WARE	CC301	EA	$1,313.84
12201EI048	GEAR, MOTOR, GE	WARE	CC301	EA	$429.51
12201EI051	VALVE, SERVO, # 1 AND # 2 T/G	WARE	CC301	EA	$1,335.00
12201EI200	MOTOR DC TG2 EMERGENCY LUBE OIL PUMP 5CD152ZC804B800 GE	WARE	XX202	EA	$5,281.72
12550ME037	SHIM-THRUST #03136J44POO1	WARE	J501	EA	$1,249.25
12550ME110	STEM GUIDE BRACKET #09480033P002	WARE	J603	EA	$1,411.70
12550ME140	DIAPHRAGM, ATMOSPHERIC RELIEF #2 DISC	WARE	W300	EA	$1,626.25
19970	SEAT,VALVE,FOR TURBINE GENERATOR	WARE	J702	EA	$1,902.85
19971	SEAT,VALVE,FOR TURBINE GENERATOR	WARE	J502	EA	$1,877.20

Item #	Description	Area	Location	UOM	Average Unit Cost
CONDENSATE NO. 2					
12556ME007	IMPELLER, BRONZE, 10KA-H 6.50 DIA	WARE	J703	EA	$179.00
LUBE OIL NO. 2					
12562EI002	MOTOR, #2 TG L.O. COND. TRANS PUMP	WARE	W202	EA	$522.72
AUX TURBINE NO. 2					
12565ME003	PUMP, #2 TG LUBE OIL	WARE	XX103	EA	$6,990.78
0000164600	MOTOR,AC,10HP,3PH,3490RPM,215TC,TG2 Lube Oil Motor	WARE	WW203	EA	$0.00
REFUSE CRANES					
0000152284	MOTOR CIRCUIT, BREAKER	WARE	FF100	EA	$106.54
0000152285	AUXILIARY, CONTACT BLOCK	WARE	FF100	EA	$16.75
0000152286	BREAKER, CIRCUIT, MOTOR	WARE	FF100	EA	$131.33
0000152287	BREAKER, CIRCUIT, MOTOR	WARE	FF100	EA	$106.54
0000152288	BREAKER, CIRCUIT, MOTOR	WARE	FF100	EA	$125.88
0000152289	BREAKER, CIRCUIT, MOTOR	WARE	FF100	EA	$171.60
0000152290	MOTOR CIRCUIT, BREAKER	WARE	FF100	EA	$168.94
0000152291	UNIT, TRIP, THERMAL MAGNETIC	WARE	FF101	EA	$250.68
0000152292	MOTOR CIRCUIT, BREAKER	WARE	FF101	EA	$125.88
0000152293	UNIT, TRIP, THERMAL MAGNETIC	WARE	FF101	EA	$135.97
0000152294	MOTOR CIRCUIT, BREAKER	WARE	FF101	EA	$121.61
0000152295	FUSE,125A,SIZE 1	WARE	FF101	EA	$115.54
0000152296	FUSE,250A	WARE	FF101	EA	$121.33

Item #	Description	Area	Location	UOM	Average Unit Cost
0000152297	BREAKER, CIRCUIT, MINATURE	WARE	FF101	EA	$17.17
0000152298	BREAKER, CIRCUIT, MINATURE	WARE	FF101	EA	$14.58
0000152299	BREAKER, CIRCUIT, MINATURE	WARE	FF102	EA	$15.26
0000152300	BREAKER, CIRCUIT, MINATURE	WARE	FF102	EA	$17.17
0000152301	BREAKER, CIRCUIT, MINATURE	WARE	FF102	EA	$14.45
0000152302	BREAKER, CIRCUIT, MINATURE	WARE	FF102	EA	$29.97
0000152303	BREAKER, CIRCUIT, MINATURE	WARE	FF102	EA	$49.04
0000152304	BREAKER, CIRCUIT, MINATURE	WARE	FF102	EA	$14.16
0000152305	BREAKER, CIRCUIT, MINATURE	WARE	FF102	EA	$14.31
0000152306	RELAY	WARE	FF102	EA	$21.26
0000152307	RELAY SOCKET	WARE	FF102	EA	$20.17
0000152308	THERMISTOR, RELAY	WARE	FF102	EA	$237.06
0000152309	RELAY,FOR EAST CRANE	WARE	FF103	EA	$33.65
0000152310	RELAY	WARE	FF103	EA	$35.15
0000152311	RELAY, PHASE, MONITORING	WARE	FF103	EA	$397.82
0000152312	CONTACTOR, AUXILIARY	WARE	FF103	EA	$133.42
0000152313	CONTACTOR, AUXILIARY	WARE	FF103	EA	$42.92
0000152314	CONTACTOR, AUXILIARY	WARE	FF103	EA	$51.99
0000152315	CONTACTOR, AUXILIARY, BLOCK	WARE	FF103	EA	$22.62
0000152316	CONTACTOR, AUXILIARY, BLOCK	WARE	FF103	EA	$26.34
0000152317	CIRCUIT, RC	WARE	FF104	EA	$15.81
0000152318	CONTACTOR	WARE	FF204	EA	$1,752.04
0000152319	COIL	WARE	FF104	EA	$374.40
0000152320	CONTACTOR	WARE	FF104	EA	$48.51
0000152321	CONTACTOR	WARE	FF104	EA	$30.06

Item #	Description	Area	Location	UOM	Average Unit Cost
0000152322	CONTACTOR	WARE	FF104	EA	$100.32
0000152323	CONTACTOR	WARE	FFTOP	EA	$555.84
0000152324	COIL	WARE	FF104	EA	$106.43
0000152325	CPU, UNIT	WARE	FF200	EA	$5,381.47
0000152326	CPU, UNIT BECKHOFF	WARE	FFTOP	EA	$13,351.50
0000152327	DIGITAL, INPUT	WARE	FF200	EA	$472.75
0000152328	DIGITAL, INPUT	WARE	FF200	EA	$1,359.67
0000152329	DIGITAL, INPUT	WARE	FF200	EA	$350.14
0000152330	DIGITAL, OUTPUT	WARE	FF200	EA	$376.02
0000152331	DIGITAL, OUTPUT	WARE	FF200	EA	$653.95
0000152332	DIGITAL, OUTPUT	WARE	FF200	EA	$1,247.96
0000152333	CONNECTOR, FRONT	WARE	FF201	EA	$70.57
0000152334	CONNECTOR, FRONT	WARE	FF201	EA	$48.22
0000152335	REPEATER	WARE	FF201	EA	$452.32
0000152336	ENCODER,ABSOLUTE	WARE	FF201	EA	$1,674.79
0000152337	SENSOR, PROXIMITY, INDUCTIVE	WARE	FF201	EA	$216.62
0000152338	SENSOR, PROXIMITY, INDUCTIVE	WARE	FF201	EA	$415.53
0000152339	SENSOR, PROXIMITY, INDUCTIVE	WARE	FF201	EA	$538.15
0000152340	SENSOR, PROXIMITY, MAGNETIC	WARE	FF201	EA	$323.95
0000152341	SWITCH, LIMIT, GATE	WARE	FF202	EA	$224.38
0000152342	SWITCH, LIMIT, MANUAL BRAKE RELEASE	WARE	FF202	EA	$98.09
0000152343	LIMIT, ROPE OVERWRAP	WARE	FF202	EA	$262.94
0000152344	SWITCH, USL	WARE	FF202	EA	$155.31
0000152345	KIT, HOIST BRAKE REPAIR	WARE	I501	EA	$2,232.97
0000152346	ROPE, RHL WIRE, 46M	WARE	FLOOR	EA	$7,247.98

Item #	Description	Area	Location	UOM	Average Unit Cost
0000152347	ROPE, LHL WIRE, 46M	WARE	FLOOR	EA	$7,247.98
0000152348	DISC,FRICTION,TROLLEY AND BRIDGE MOTORS	WARE	FF202	EA	$1,149.87
0000152349	RECTIFIER,TROLLEY AND BRIDGE MOTOR BRAKES	WARE	FF202	EA	$156.05
0000152350	DISC, FRICTION, BRIDGE MOTOR	WARE	I404	EA	$1,149.87
0000152351	RECTIFIER, BRIDGE MOTOR BRAKE	WARE	FF201	EA	$127.24
0000152352	LIMIT, BRIDGE & TROLLEY	WARE	FFTOP	EA	$1,257.51
0000152353	CABLE	WARE	Y200	EA	$10,208.85
0000152354	RING,SLIP, SET	WARE	S114	EA	$5,370.85
0000152355	CHAIN, LIFTING	WARE	I604	EA	$141.69
0000152356	SHACKLE	WARE	I504	EA	$2,201.39
0000152357	SHACKLE	WARE	I601	EA	$850.35
0000152358	SOCKET, ROPE	WARE	S108	EA	$1,672.13
0000152359	WEDGE, ROPE	WARE	S108	EA	$157.60
0000152360	SWITCH,MASTER,A1M1-S3	WARE	FF202	EA	$899.00
0000152361	SWITCH, MASTER, E1H1-S3	WARE	FF203	EA	$2,374.08
0000152362	ROPE, WIRE, 62M	WARE	I106	EA	$1,568.50
0000152362	ROPE, WIRE, 62M	WARE	Y200	EA	$1,568.50
0000152363	GUIDE, ROPE	WARE	I503	EA	$1,929.16
0000152364	LIMIT, HOIST ROTARY	WARE	FF203	EA	$598.09
0000152365	DISC, FRICTION, HOIST BRAKE	WARE	FF203	EA	$873.30
0000152366	RECTIFIER, HOIST BRAKE	WARE	FF203	EA	$212.53
0000152367	CONTACTOR, HOIST REVERSING	WARE	FF203	EA	$90.13
0000152368	INTERLOCK, MECHANICAL	WARE	FF203	EA	$18.94
0000152369	CONTACTOR, BRAKE	WARE	FF203	EA	$32.43
0000152370	CONTACTOR, SPEED	WARE	FF203	EA	$152.55

Item #	Description	Area	Location	UOM	Average Unit Cost
0000152371	MOTOR, HOIST	WARE	Q119	EA	$22,987.74
0000152372	GEARBOX, HOIST	WARE	FLOOR	EA	$175,776.57
0000152373	HOIST, BRAKE WO THRUSTER	WARE	R124	EA	$6,679.56
0000152374	HOIST, BRAKE THRUSTER	WARE	R115	EA	$4,242.08
0000152375	CELL, LOAD	WARE	FF300	EA	$2,171.67
0000152376	MOTOR, TROLLEY, WITH ENCODER	WARE	Y203	EA	$8,839.24
0000152377	BRAKE, TROLLEY MOTOR	WARE	I404	EA	$2,652.59
0000152378	MOTOR, BRIDGE, WITH ENCODER	WARE	S108	EA	$8,839.24
0000152379	MOTOR, BRIDGE, BRAKE	WARE	I404	EA	$4,282.37
0000152380	COUPLING, HOIST	WARE	S111	EA	$8,685.30
0000152381	COUPLING, TROLLEY CROSS SHAFT	WARE	I601	EA	$1,192.10
0000152382	LIMIT, HOIST ROTARY	WARE	FF300	EA	$1,145.89
0000152383	REGULATOR, DYNAREG	WARE	S113	EA	$33,301.91
0000152384	INVERTER, HOIST	WARE	Z103	EA	$14,305.89
0000152385	INVERTER, TROLLEY	WARE	AA104	EA	$6,095.52
0000152386	INVERTER, BRIDGE	WARE	Y203	EA	$10,978.59
0000152387	BUTTON, PUSH	WARE	FF301	EA	$19.76
0000152388	BUTTON, PUSH, ILLUMINATED	WARE	FF301	EA	$56.87
0000152389	BUTTON, PUSH, ILLUMINATED	WARE	FF301	EA	$43.60
0000152390	LIGHT, PILOT	WARE	FF301	EA	$23.03
0000152391	LIGHT, PILOT	WARE	FF301	EA	$23.95
0000152392	PUSHBUTTON, MUSHROOM	WARE	FF301	EA	$48.17
0000152393	BLOCK, CONTACT	WARE	FF301	EA	$11.09
0000152394	SWITCH, SELECTOR	WARE	FF301	EA	$27.79
0000152395	PUSHBUTTON	WARE	FF301	EA	$19.76

Item #	Description	Area	Location	UOM	Average Unit Cost
0000152396	BLOCK, CONTACT	WARE	FF301	EA	$11.09
0000152397	SWITCH, KEYED	WARE	FF301	EA	$55.59
0000152398	SWITCH, KEYED	WARE	FF301	EA	$53.13
0000152399	PUSHBUTTON, ILLUMINATED	WARE	FF301	EA	$25.06
0000152400	PUSHBUTTON, ILLUMINATED	WARE	FF301	EA	$41.01
0000152401	HOSE,SET OF HYDRAULIC	WARE	Y200	EA	$276.32
0000152402	PIN FOR SCOOP PIVOT POINT 100073590	WARE	Y202	EA	$762.94
0000152403	BUSH FOR SCOOP PIVOT POINT 100058084	WARE	I403	EA	$638.75
0000152404	PIN CYLINDER, TRAVERSE 23141516	WARE	I304	EA	$768.24
0000152405	PIN CYLINDER SCOOP 23141516	WARE	I304	EA	$1,000.49
0000152406	SCOOP POINT 23143079	WARE	R118	EA	$1,049.45
0000152407	CYLINDER 1000057624	WARE	Z301	EA	$3,230.15
0000152408	CYLINDER BEARING 21732	WARE	I601	EA	$532.63
0000152409	CYLINDER, PACKING SET, 10000059008	WARE	FF204	EA	$315.30
0000152410	COUPLING (23033669)	WARE	I403	EA	$566.68
0000152411	FILTER (1000089559)	WARE	I601	EA	$1,538.01
0000152412	FILTER INSERT 1000092993	WARE	KTOP	EA	$245.68
0000152413	PUMP, PACKING SET 30538	WARE	FF302	EA	$1,018.91
0000152414	MOTOR, PUMP, GRAPPLE HYDRAULIC	WARE	S105	EA	$16,482.53
0000152415	PUMP, GRAPPLE HYDRAULIC	WARE	Y104	EA	$19,933.62
0000152416	CABLE, POWER	WARE	Y200	EA	$3,314.45
0000152417	BLOCK, CONTROL, PACKING SET 23621	WARE	FF302	EA	$653.95
0000152418	SWITCH, INCLINATION (23142996)	WARE	FF302	EA	$915.18
0000152419	PLUG CONNECTION FEMALE 23079269	WARE	FF302	EA	$261.50
0000152420	PLUG CONNECTION MALE 23079402	WARE	FF302	EA	$362.40

Item #	Description	Area	Location	UOM	Average Unit Cost
0000152421	SWITCH, FLOAT 8013860	WARE	FF302	EA	$1,214.51
0000152422	THERMOSTAT 69542928	WARE	FF302	EA	$4,419.37
0000156339	GIGASENSE ANTI-COLLISION PART A FOR REFUSE CRANE	WARE	I401	EA	$7,265.27
0000156340	GIGASENSE ANTI-COLLISION PART B FOR REFUSE CRANE	WARE	I401	EA	$7,265.27
0000160168	RELAY,ANTI-COLLISION,GIGASENSE,REFUSE CRANE	WARE	I401	EA	$1,450.00
0000160360	ENCODER,FOR CRANE BRIDGE MOTOR	WARE	FF302	EA	$812.36
BOTTOM ASH					
16450EI104	MOTOR, AC, 2HP, 208/230/460VAC, 3 PH, 60HZ, 1755RPM, 145TC F	WARE	WW201	EA	$742.56
16450EI213	MOTOR, 30HP VIBRATING CONVEYOR	WARE	Q113	EA	$2,018.38
16450ME001	LOCKING ASSEMBLY, W/BOLTS	WARE	ZZ107	EA	$2,472.00
16450ME160	THROUGH SHAFT ASSEMBLY	WARE	Z202	EA	$7,824.00
16450ME201	BEARING, PILLOW BLOCK, 2-15/16IN for GK VIBRATING CONVEYOR	WARE	H101	EA	$814.28
16450ME202	SHEAVE, DRIVE, GK VC	WARE	H101	EA	$625.00
16450ME203	BUSHING, DRIVE, FOR GK VIBRATING CONVEYOR	WARE	H102	EA	$85.00
16450ME204	BUSHING, DRIVEN, FOR GK VIBRATING CONVEYOR	WARE	H102	EA	$161.20
16450ME205	BELT,FOR GK VIBRATING CONVEYOR	WARE	BELTRACK	EA	$513.77
16450ME206	SHAFT, ECCENTRIC, GK VC	WARE	R123	EA	$2,794.14
16450ME207	SPROCKET, DRIVEN, GK VC	WARE	H102	EA	$217.57
16450ME208	BELT,FOR GK VIBRATING CONVEYOR	WARE	BELTRACK	EA	$387.37
20443	BEARING,FLANGE,4-15/16IN INSIDE DIAMETER,FOR GK VIBRATING CO	WARE	I404	EA	$2,953.01
16450ME223	BEARING, INSERT SEALMASTER 4-15/16IN	WARE	I305	EA	$2,157.80
16450ME300	DUAL TWIST TENSIONERS, MARTIN ENG. EPPER	WARE	H201	EA	$902.12
16450ME306	BELT,CONVEYOR, 4 PLY, 72IN WD, 585FT LG, 600LB,FOR GALLERY	WARE	OSEPPE	RL	$65,737.27
16450ME307	BEARING, PILLOW BLOCK, 7IN DIA FOR HEAD SHAFT	WARE	W103	EA	$3,295.14

Item #	Description	Area	Location	UOM	Average Unit Cost
16450ME308	BEARING, PILLOW BLOCK, W/ END FOR HEAD SHAFT	WARE	W103	EA	$3,348.46
16450ME309	BEARING, PILLOW BLOCK 6-1/2IN FOR HEAD SHAFT	WARE	X104	EA	$1,808.12
16450ME310	BEARING, PILLOW BLOCK 6-1/2IN FOR HEAD SHAFT	WARE	W103	EA	$1,842.74
16450ME311	BEARING, BEND & TAKE-UP SHAFT W/END CAP,	WARE	X504	EA	$954.08
16450ME312	BEARING 5-15/16IN FOR TAIL / TAKE UP SHAFT	WARE	W102	EA	$2,606.73
16450ME313	BEARING, 5-7/16IN FOR GALLEY BELT BEND AND TAKE UP SHAFT	WARE	ZZ101	EA	$1,998.50
16450ME320	REDUCER GEARBOX , DODGE #303110, FOR ASH BELT FOR GALLERY B	WARE	ZZ203	EA	$11,840.94
21871	SPRING,COIL, ISOLATION, SZ 10IN, 2400LB LD, FOR GK VIBRATING	WARE	ZZ111	EA	$350.33
21921	DAMPENER,VIBRATION,DRIVE RUBBER TOROID,SIZE 17-1/8IN OD,FOR	WARE	H103	EA	$602.57
69554	WASHER,SPRING,1-1/16IN INSIDE DIAMETER,3IN OUTSIDE DIAMETER,	WARE	H104	EA	$8.45
130073	ROCKER,LEG ASSEMBLY,FOR GK VIBRATING CONVEYOR	WARE	H101	EA	$181.00
141702	BUSHING,ROCKER LEG,BRONZE,FOR GK VIBRATING CONVEYOR	WARE	H104	EA	$42.00
147418	SPRING, REACTOR, 24IN FL, 1200LB LD, FOR GK VIBRATING CONVEY	WARE	ZZ115	EA	$755.93
16450ME620	BELT, C-1 CONVEYOR, SZ 72IN WD X 185FT LG, 4PLY, 500PIW, 3/8IN X	WARE	OSEPPE	EA	$20,612.53
0000153716	VALVE,BALL,2IN,SS,FOR ASH EXT WATER LEVEL	WARE	DD204	EA	$560.52
0000153717	VALVE,SOLENOID,4 WAY,NAMUR,FOR ASH EXT WATER LEVEL	WARE	DD204	EA	$89.52
0000153994	SPRING,REACTOR,DUPLEX RH / BROWN	WARE	Z202	EA	$410.00
0000153995	SPRING,REACTOR,DUPLEX LH / LT TA	WARE	Z202	EA	$410.00
0000153996	LOCKNUT HEX 5/8IN-11 HEAVY FULL	WARE	X203	EA	$2.37
0000153997	WASHER 5/8IN SAE HARD STEEL	WARE	X203	EA	$0.32
0000153998	SCREW,CAP,HH 5/8IN-11 X 3-3/4IN	WARE	X203	EA	$1.60
0000153999	SHAFT,ECCENTRIC,C11093-01-011	WARE	Z202	EA	$3,419.00
0000154000	BELT,2310-14M-40,24-14-40-2310	WARE	BELTRACK	EA	$200.42
0000154001	MOTOR,15 HP 1200 C POTTED ASSY	WARE	Z202	EA	$2,583.00
0000166278	ASSEMBLY,HEAD PULLEY,GALLERY BELT CNV	LYDN	LAYDOWN	EA	$37,235.00

Item #	Description	Area	Location	UOM	Average Unit Cost
0000166279	ASSEMBLY,TAIL PULLEY,,GALLERY BELT CNV	LYDN	LAYDOWN	EA	$20,636.25
0000166280	ASSEMBLY,HEAD PULLEY,C-12 CNV	LYDN	LAYDOWN	EA	$4,163.75
0000166281	ASSEMBLY,BEND PULLEY,GALLERY BELT CNV	LYDN	LAYDOWN	EA	$15,381.25
0000166282	ASSEMBLY,TAIL PULLEY,C-1 BELT CNV	LYDN	LAYDOWN	EA	$12,028.75
0000166283	ASSEMBLY,PULLEY,COUNTERWEIGHT,GALLERT BELT CNV	LYDN	LAYDOWN	EA	$20,180.00
0000166284	ASSEMBLY,HEAD PULLEY,C-1 BELT CNV	LYDN	LAYDOWN	EA	$19,413.75
0000166285	ASSEMBLY,TAIL PULLEY,C-12 BELT CNV	LYDN	LAYDOWN	EA	$6,191.25
FLY ASH					
16453EI020	MOTOR,2 SPEED FOR FLYASH ROTARY FEEDER PUGMILL	WARE	W202	EA	$875.70
16453ME017	SEAT, FLAP GATE	WARE	X505	EA	$2,259.77
44087	ROD,CLEVIS,PNEUMATIC CYLINDER ASSEMBLY,SIZE 12IN,FOR PLATTCO	WARE	H303	EA	$208.72
44250	FLAPPER, VALVE, DOUBLE, SZ 12IN, FOR PLATTCO VALVE	WARE	X505	EA	$1,358.08
16453ME100	ADAPTER, GEARBOX	WARE	H204	EA	$273.76
16453ME153	SHAFT STUB, 2IN X 12IN COUPLER 4 HOLE HARDE # 2 ECON	WARE	H204	EA	$95.07
16453ME154	SHAFT, END 2IN FOR ECONO SCREW CONVEYOR	WARE	G306	EA	$212.27
16453ME155	GEARBOX FOR #1 & #2 ECONO. SCREW W/2IN OUTPUT S	WARE	W202	EA	$2,548.22
16453ME186	GEARBOX, FALK FOR FF SCREW CONVEYOR, W SEAL HOUSING #5315J2	WARE	Q122	EA	$8,502.60
16453ME210	TEETH SEGMENTS, SETS - 14MM, 10T FOR FLY	WARE	H404	SET	$1,251.64
16453ME214	COUPLING, GEAR PUG MILL 1020G20	WARE	H402	EA	$1,173.06
16453ME227	PULLEY, CONVEYOR FOR FLYASH DRAG CONVEYO	WARE	I802	EA	$812.20
16453ME232	SPROCKET, DRIVEN - 160SP27 44T 1/2IN DIA.	WARE	W508	EA	$5,945.00
16453ME234	BAR, FLIGHT, 48IN LG	WARE	ZZ109	EA	$157.60
16453ME236	BAR, FLIGHT, 24IN LG	WARE	ZZ109	EA	$73.55
16453ME238	BAR, FLIGHT, 18IN LG	WARE	R116	EA	$94.68

Item #	Description	Area	Location	UOM	Average Unit Cost
16453ME241	REDUCER, CHH4195 - RATIO 258:1 FOR FLYAS	WARE	Q116	EA	$5,225.57
0000152630	SEAL, SZ 3IN, WASTE PACK	WARE	H803	EA	$228.92
0000152632	GEARMOTOR, 10HP, 2 3/4 IN HOLLOW SHAFT, 46 RPM	WARE	R112	EA	$3,944.94
0000152635	VALVE, PROPORTIONAL, 3/4 IN, 24 GPM	WARE	BB204	EA	$1,241.06
0000152636	GEAR, SPUR, 3IN, STD KEYWAY WITH 2 SET SCREWS	WARE	H804	EA	$887.42
0000152637	SHAFT, SET, 3IN, C-1045 SHAFTING W KEYWAYS	WARE	X102	EA	$1,814.65
0000152665	MIXER, AUGER, 16TPH DRIVE WITH 1/2IN CHROMIUM CARBIDE PADDLE	WARE	OSGRND	EA	$4,201.09
0000152675	HOSE, WATER, 1/2IN WITH END FITTINGS	WARE	H803	EA	$89.00
0000152683	NOZZLE, SPRAY, SZ 1/2IN NTP, SS, FULL CONE	WARE	H803	EA	$48.17
0000153225	HVAC, AIR CONDITIONER, 115V, 5A, 3000 BTU/HR, NEMA 4/4X, R13	WARE	E&IFLOR	EA	$1,823.29
0000153226	POWER SUPPLY, 120/230VAC 110-220VDC I/P, 24VDC O/P	WARE	BB203	EA	$451.65
0000153227	PLC RACK	WARE	BB203	EA	$2,450.00
0000153233	PANEL, DISPLAY, 12IN, SIMATIC	WARE	BB204	EA	$4,235.58
0000153235	SWITCH, ETHERNET, 16 PORT	WARE	BB203	EA	$475.00
0000153237	TRANSMITTER, PRESSURE, 150PSIG	WARE	BB203	EA	$295.00
0000153238	STARTER, ELECTRIC MOTOR, SOFT START, 5HP, 480VAC	WARE	BB203	EA	$375.00
0000153240	DRIVE, VARIABLE FREQUENCY, 2HP, 380/480VAC, 2.6A	WARE	BB202	EA	$408.44
0000153242	DRIVE, VARIABLE FREQUENCY, 5HP, 380/480VAC, 6.5A	WARE	BB202	EA	$877.40
0000153243	DRIVE, VARIABLE FREQUENCY, 10HP, 380/480VAC, 14A	WARE	BB202	EA	$886.57
0000153246	DRIVE, VARIABLE FREQUENCY, 15HP, 380/480VAC, 24A	WARE	GG202	EA	$2,063.95
0000153248	MODULE, COMMUNICATION, VFD	WARE	GG202	EA	$238.12
0000152776	GEARMOTOR, SUMITOMO, 15HP, SHAFT MOUNT, HELICAL BEVEL	WARE	R102	EA	$5,125.00
0000152777	CHAIN, RIVITLESS, 10FT	WARE	X100	EA	$299.00
0000152778	SPROCKET, 24IN PD, SPLIT HEAD 698 CHAIN 6 TOOTH, 4 15/16IN B	WARE	X203	EA	$2,795.00
0000152779	SPROCKET, 24IN PD, SPLIT HEAD 698 CHAIN 6 TOOTH, 3 7/16IN BO	WARE	X203	EA	$2,184.00

Item #	Description	Area	Location	UOM	Average Unit Cost
0000152780	SPROCKET, 24IN PD, SPLIT HEAD 698 CHAIN 6 TOOTH, 3 7/16IN BO	WARE	Z513	EA	$1,404.54
0000152781	SHAFT, 4 15/16IN DIA, C-1045 CARBON STEEL DRIVE, 103IN LONG	WARE	WW204	EA	$1,551.00
0000152782	SHAFT, 3 7/16IN DIA, C-1045 CARBON STEEL TAIL SHAFT, 79IN LO	WARE	FLOOR	EA	$562.00
0000152783	TAKE-UP ASSEMBLY, 304 HEAVY DUTY, STAINLESS STEEL, WITH CARB	WARE	Z516	EA	$2,886.00
0000152784	GEARMOTOR, SUMITOMO, 3HP	WARE	R102	EA	$8,253.00
0000152785	GEARMOTOR, SUMITOMO, 5HP	WARE	Q114	EA	$12,859.00
0000152786	GEARMOTOR, SUMITOMO, 7.5HP	WARE	R102	EA	$4,681.75
0000152787	ROLLER, BEARING, DODGE	WARE	X515	EA	$881.37
0000152788	ROLLER, BEARING, DODGE	WARE	I206	EA	$607.68
0000152789	CHAIN, 698 RIVITLESS, LINKS	WARE	XX200	EA	$27.30
0000152790	CHAIN, S22 AND FILLER BLOCK	WARE	Z100	EA	$26.60
0000152791	FLIGHT, 1/2IN X 6IN X 18IN, AR400	WARE	Z100	EA	$32.20
0000152792	FLIGHT, 1/2IN X 6IN X 24IN, AR400	WARE	XX200	EA	$43.40
0000152793	FLIGHT, 1/2IN X 6IN X 36IN, AR400	WARE	XX200	EA	$64.40
0000152794	FLIGHT, 1/2IN X 6IN X 48IN, AR400	WARE	Z100	EA	$85.40
0000152795	SPROCKET, 24IN PD, SPLIT HEAD	WARE	X203	EA	$19.76
0000152796	SPROCKET, 24IN PD, SPLIT TAIL	WARE	X203	EA	$11.09
0000152797	SPROCKET, 24IN PD, SPLIT TAIL	WARE	WW103	EA	$1,732.50
0000152798	SHAFT, DRIVE, 3-15/16IN DIA	WARE	FLOOR	EA	$641.00
0000152799	TAIL, SHAFT, 3-7/16IN DIA	WARE	Y100	EA	$412.00
0000152800	DRIVE, SHAFT, 3-15/16IN DIA	WARE	Y100	EA	$1,133.24
0000152801	TAIL, SHAFT, 3-7/16IN DIA	WARE	Y100	EA	$502.00
0000152802	DRIVE, SHAFT, 3-15/16IN DIA	WARE	Y100	EA	$991.00
0000152803	TAIL, SHAFT, 3-7/16IN DIA	WARE	Y100	EA	$612.00
0000152804	DRIVE, SHAFT, 3-15/16IN DIA	WARE	FLOOR	EA	$1,332.37

Item #	Description	Area	Location	UOM	Average Unit Cost
0000152805	TAIL, SHAFT, 3-7/16IN DIA	WARE	Y100	EA	$712.00
0000152807	WHEEL, HOLD DOWN TRACTION, 10IN	WARE	X202	EA	$581.67
0000152808	BEARING, 4 BOLT FLANGE, DODGE	WARE	H803	EA	$639.10
0000153718	FAN,FILTER,169 CFM	WARE	GG202	EA	$275.00
0000153719	FILTER,EXHAUST	WARE	GG202	EA	$115.00
0000153720	REACTOR,LINE,3HP	WARE	GG202	EA	$194.00
0000153721	REACTOR,LINE,5HP	WARE	GG201	EA	$197.44
0000153722	REACTOR,LINE,7.5HP	WARE	GG202	EA	$140.00
0000153723	DRIVE,VARIABLE FREQUENCY,3HP,6.1A	WARE	GG202	EA	$379.34
0000153724	DRIVE,VARIABLE FREQUENCY,7.5HP,10A	WARE	GG202	EA	$658.83
0000153724	DRIVE,VARIABLE FREQUENCY,7.5HP,10A	WARE	R102	EA	$658.83
0000153725	MODULE,STANDARD I/O,FOR CFW500 VFD	WARE	GG202	EA	$166.67
29447	BEARING, PILLOW BLOCK, 4-15/16IN ID, FIXED, 4 BOLT MNT	WARE	ZZ110	EA	$2,109.14
103359	BEARING, PILLOW BLOCK, SPHERICAL ROLLER, 3-7/16IN ID, NON EX	WARE	ZZ110	EA	$1,132.00
MATERIAL RECOVERY					
17100EI005	PROCESSOR, COMPACT LOGIX ETHERNET	WARE	CC401	EA	$2,966.70
17100EI008	DRIVE, 5HP AC	WARE	CC403	EA	$1,184.00
17100EI010	OPERATOR,INTERFACE, PANEL VIEW 1500, TOUCH SCREEN, PLUS CE	WARE	CC302	EA	$1,350.92
17100EIV001	MOTOR, 7.5 HP	WARE	R109	EA	$1,530.96
17100EIV003	MOTOR, 5.0 HP WITH FASTENER KIT	WARE	XX201	EA	$9,365.00
17100EIV004	MOTOR, 2.0 HP FOR V-3 AND V-5 WITH FASTENER KIT	WARE	WW303	EA	$8,038.84
17100MEC001	IDLER, 72IN 20 DEGREE TROUGHING IMPACT, H602-72 C-1	LYDN	OSGRND	EA	$790.00
17100MEC005	IDLER, 60IN 20 DEGREE TROUGHING, H601-60 C-4 & C-9	LYDN	OSGRND	EA	$290.00
17100MEC010	IDLER, RUBBER DISC RETURN ROLLER, 60IN H612-60 C-4 & C-9 C	LYDN	OSGRND	EA	$285.00

Item #	Description	Area	Location	UOM	Average Unit Cost
19894	BELT,V,NOTCHED,5VX1180,118IN OUTSIDE CIRCUMFERENCE,5/8IN TOP	WARE	BELTRACK	EA	$55.92
17100MEE004	CHAIN, DRIVE 10FT LONG	WARE	ZZ202	EA	$950.00
560ECS0212	COUPLING,POWER TRANSMISSION,CLUTCH,FOR STEINERT EDDY CURRENT	WARE	H502	EA	$303.40
146968	DRIVE,MOTOR, FOR STEINERT EDDY CURRENT SEPARATOR	WARE	X302	EA	$1,581.05
146976	BELT,CONVEYOR, NES 200, URETHANE, FOR STEINERT FERROUS SYSTE	WARE	X512	EA	$4,039.87
147031	SENSOR, FOR STEINERT NON FERROUS SYSTEM, OFF TRACK	WARE	GG203	EA	$77.32
147122	DRUM, FOR STEINERT EDDY CURRENT BELT MAGNET, SHELL	WARE	ITOP	EA	$2,640.14
147202	BAR, FOR JOEST VIBRATING SCREEN CONVEYOR, RUBBER, CROWN	WARE	ZZ302	EA	$58.40
148320	MOTOR,AC,25HP,60/480VAC,3 PHASE,900RPM,326T FRAME	WARE	Z510	EA	$7,758.00
148321	GEARBOX,TYPE JR600,FOR JOEST VIBRATING SCREEN CONVEYOR	WARE	S103	EA	$38,603.00
148331	SHAFT,FOR JOEST SCREENER	WARE	Z201	EA	$1,703.00
148344	SHAFT,LOCKING ASSEMBLY,FOR GRIZZLY SCAPLER	WARE	F404	EA	$136.00
148475	GEARBOX, MOTOR ASSEMBLY, FOR STEINERT EDDY CURRENT SYSTEM	WARE	WW202	EA	$2,369.07
148546	SHAFT,STUB,MTE, FOR STEINERT BELT CONVEYOR	WARE	S110	EA	$2,926.00
148551	SPROCKET,CHAIN, DOUBLE RW	WARE	S102	EA	$1,136.82
148552	SPROCKET,CHAIN, DOUBLE RW	WARE	S102	EA	$3,946.60
148554	MOTOR,AC, W/GEARBOX, FOR STEINERT NON FERROUS SYSTEM	WARE	X302	EA	$6,430.05
DEMIN SYSTEM					
20303EC004	PROCESSOR, VERSA VIEW, PALL SYS	WARE	E&IFLR	EA	$2,771.00
20303EC007	CONVERTER, INTERFACE, PALL SYSTEM	WARE	CC402	EA	$657.16
20303EC008	CARD, ANALOG INPUT 4 CHANNEL, 1769-IF4 MICROLOGIX 1500	WARE	CC402	EA	$0.00
20303EC009	MODULE, OUTPUT ANALOG I/O PALL SYSTEM	WARE	CC402	EA	$0.00
20303EC010	RELAY, ISOLATED OUTPUT PALL SYSTEM	WARE	CC402	EA	$32.28

Item #	Description	Area	Location	UOM	Average Unit Cost
20303EC011	MEMORY, 1500 CPU 12K PALL SYS	WARE	CC401	EA	$0.00
20303EC012	BASE, MEMORY	WARE	CC401	EA	$0.00
20303EC014	MODULE, INPUT, PALL SYSTEM	WARE	CC402	EA	$203.58
20303EC015	MODULE, OUTPUT PALL SYSTEM	WARE	CC402	EA	$419.80
20303EI001	DISPLAY, HYDRORANGER	WARE	DD202	EA	$2,020.00
20303EI100	MOTOR, TREATED WATER MAKEUP, 7.5 HP	WARE	W202	EA	$0.00
20303MC001	PUMP, SSH 2-1/2 X 3-6 PALL SYSTEM	WARE	WW102	EA	$4,491.08
20303ME001	PUMP, TREATED WATER / GOULDS SSH SIZE 1X2-8 PART # 10SH2K5	WARE	WW101	EA	$2,149.84
BOILER CHEMICAL TREATMENT					
20312EI100	MOTOR, BFW CHEM. MIXER	WARE	T551	EA	$161.56
20312ME101	PUMP, METERING, MILTON ROY 1/4HP/1725RPM/115V BOILER DAY T	WARE	Z303	EA	$5,067.12
FEED					
0000155576	ELEMENT,STEAM BFWP	WARE	H703	EA	$0.00
0000155672	SLEEVE,THROTTLING,FOR BFWP 1 AND 2	WARE	H703	EA	$8,177.00
0000155673	SLEEVE,CROSSOVER,FOR BFWP 1 AND 2	WARE	H703	EA	$2,210.00
0000155674	SLEEVE,DISTANCE,FOR BFWP 1 AND 2	WARE	H703	EA	$817.00
0000155675	BEARING,FOR BFWP 1 AND 2	WARE	H703	EA	$528.00
0000155676	GASKET,BFWP 1 AND 2	WARE	HTOP	EA	$645.00
0000155677	SEAL,MECHANICAL,FOR BFWP 2	WARE	H704	EA	$9,778.00
0000155678	SLEEVE,CENTER,FOR BFWP 3 AND 4	WARE	H703	EA	$3,099.00
0000155679	GASKET,FOR BFWP 3 AND 4	WARE	HTOP	EA	$290.00
0000155680	BEARING,LINER,COMPLETE,FOR BFWP 3 AND 4	WARE	H703	EA	$1,957.00
0000155681	SEAL,MECHANICAL,BFWP 4	WARE	H704	EA	$6,749.00

Item #	Description	Area	Location	UOM	Average Unit Cost
20318EI001	GOVERNOR #2 BFW PUMP	WARE	CC104	EA	$2,794.19
20318EI003	MOTOR,AC,1000HP,4000VAC,3PH,60HZ,3580RPM,8311S FR,1.15 SF,SQ	WARE	X513	EA	$41,150.00
20318ME126	SHAFT, CLAPPER VALVE #81H3134 COPPUS ENG	WARE	H702	EA	$107.50
20318ME206	DISC, YARWAY	WARE	H702	EA	$1,332.00
20318ME250	MOTOR, 700 HP, 3570 RPM , 2300 / 4160 V. #3 BOILER FEEDWATER	WARE	S117	EA	$21,183.00
COOLING WATER					
21201EI001	ELECTRODE, ROSEMOUNT MODEL 396P-01-10-54	WARE	CC300	EA	$509.34
21201EI002	ANALYZER, MODEL 1054B PH-01-20	WARE	CC300	EA	$1,326.00
21201EI007	PH SENSOR, COOLIING TOWER	WARE	EE303	EA	$449.00
21350EI200	MOTOR,AC,200HP,447T FRM,1785 RPM,CT FAN / BALDOR ECP4407T-4E	WARE	Z505	EA	$7,804.68
21350EI201	MOTOR,COOLING TOWER RECIRC,FLANDERS	WARE	FLOOR	EA	$18,705.00
21350ME001	PUMP, #3 COOLING WATER BOOSTER PUMP GOULDS 4SH2J52D0	WARE	W302	EA	$3,878.65
21350ME050	FAN ASSEMBLY COOLING TOWER 5IN BORE APT-28K-9	TENT	AFLOR	EA	$25,397.50
CONTACT WATER					
22400EI001	MOTOR, 20HP WASTE WATER PUMP	WARE	Q115	EA	$175.00
22400ME101	SHAFT FOR GOULDS PUMP MODEL: 3196 MTX 3X	WARE	F601	EA	$377.00
STEAM AND CONDENSATE					
25250ME001	VALVE, FISHER BODY TYPE 1WD	WARE	YY102	EA	$5,220.40
SPRAY DRYER ABSORBER					
30500EI400	MOTOR, BIN VIBRATOR LIVE BOTTOM	WARE	XX101	EA	$3,840.32
30500ME001	SEAL, RETAINER	WARE	F805	EA	$1,761.22

Item #	Description	Area	Location	UOM	Average Unit Cost
30500ME004	SEAT, GATE	WARE	I502	EA	$2,572.16
30500ME013	CYLINDER, AIR, 6IN W/CLEVIS AND CLEVIS PIN	WARE	G106	EA	$1,210.95
30500ME050	CAP, UNIVERSAL RETAINING, SS NOZZLE NUT	WARE	F604	EA	$45.00
30500ME051	NOZZLE,8MM CERAMIC WHEELA. DRW.#TWC01	WARE	F604	EA	$159.40
LIME SLURRY					
0000156345	O-RING,WATER PIPE TO WEIR FOR SLAKER	WARE	GG402	EA	$20.00
0000156346	GASKET,END PLATE 8K FOR SLAKER	WARE	GG402	EA	$138.00
0000156347	O-RING,OVER BOOT FOR SLAKER	WARE	GG402	EA	$2.00
0000156351	GASKET,SERVICE ENTRY FOR SLAKER	WARE	GG402	EA	$52.00
0000156352	GASKET,DUST ARRESTOR FOR SLAKER	WARE	GG402	EA	$18.00
0000156353	GASKET,SPRAY BAR FOR SLAKER	WARE	GG402	EA	$13.00
0000156354	NOZZLE,SPRAY BAR FOR SLAKER	WARE	GG402	EA	$63.00
0000156355	NOZZLE,DUST ARRESTOR FOR SLAKER	WARE	GG402	EA	$90.00
0000156356	VFD,2HP FOR SLAKER	WARE	GG402	EA	$866.00
0000156357	VFD,1.5HP FOR SLAKER	WARE	GG402	EA	$821.00
0000156358	PLC,COMPACKLOGIX FOR SLAKER	WARE	GG402	EA	$3,791.00
0000156359	PLC,MODULE, MODBUS FOR SLAKER	WARE	GG402	EA	$2,656.00
0000156360	OIT,12IN TOUCHSCREEN FOR SLAKER	WARE	GG402	EA	$2,428.72
0000156361	POWER SUPPLY,24VDC FOR SLAKER	WARE	GG402	EA	$326.00
0000156362	RELAY,CONTROL CUBE,24VDC,4PDT FOR SLAKER	WARE	GG402	EA	$13.00
0000156363	RELAY,CONTROL,24VDC,SPDT FOR SLAKER	WARE	GG402	EA	$27.00
0000156452	O-RING,FRONT OF BOOT FOR SLAKER	WARE	GG402	EA	$1.00
0000156453	VALVE,ELECTRONIC TORQUE FOR SLAKER	WARE	GG403	EA	$2,642.44
0000156454	SWITCH AND ENCLOSURE FOR SLAKER	WARE	GG402	EA	$117.00

Item #	Description	Area	Location	UOM	Average Unit Cost
30501EI052	VALVE,CLARKSON FOR SDA	WARE	S121	EA	$9,780.00
30501EI054	CONTROLLER, FLOW RATE, AUTOMATIC	WARE	F806	EA	$3,250.00
30501EI100	MOTOR,AC,3/4HP,230/460VAC,56C FRM,FOR SLAKER BLOWER	WARE	T882	EA	$394.07
30501EI101	MOTOR, LIME SLURRY PUMP	WARE	R107	EA	$719.18
30501EI208	MOTOR, MOTION GENERATO, 2 1/2 HP 460V, CHEMICA DILUTION GRI	WARE	X101	EA	$2,770.47
30501EI250	MOTOR, LIME SLURRY MIXER	WARE	Q118	EA	$538.00
30501EI300	MOTOR, DILUTION WATER TANK MIXER	WARE	Q118	EA	$786.00
30501EI350	MOTOR, LIME PREP SUMP MIXER	WARE	R107	EA	$251.76
30501ME003	DRIVE, ROTOMISSION	WARE	G406	EA	$6,051.00
30501ME007	SEAL, OUTBOARD SLAKER US SEAL PS-1687 PUMP SEAL	WARE	F702	EA	$332.38
30501ME010	VALVE, TORQUE ACTUATED	WARE	F702	EA	$6,549.68
30501ME059	PUMP, SEAL WATER, WITH MOTOR	WARE	ZZ202	EA	$1,387.59
30501ME065	IMPELLER 5VOG FOR WARMAN MOD.1.5/1 BAH-A	WARE	F703	EA	$252.90
30501ME074	COVER,END FOR WARMAN MOD.1.5/1 BHA-A	WARE	F703	EA	$168.25
30501ME077	LABYRINTH FOR WARMAN MOD.1.5/1 BAH-A	WARE	F703	EA	$77.41
30501ME083	SHAFT, PUMP	WARE	F703	EA	$478.48
30501ME216	MOTOR WEDGE FOR SWECO MOD.XS40C128 WATER	WARE	F803	EA	$25.00
30501ME304	IMPELLER,1K3X2-62RV P/N MY50729A62/KE103	WARE	G102	EA	$540.00
30501ME306	SHAFT-GP1K SOLID HOOK SLEEVE FOR TERTIAR	WARE	G102	EA	$194.00
30501ME326	IMPELLER-1K3X1.5-82RV FOR SURFACE WATER	WARE	G301	EA	$503.88
30501ME353	IMPELLER 2K3X2-10A/OPEN FOR DILUTION WAT	WARE	G405	EA	$999.00
30501ME371	HOUSING, IMPELLER, DILUTION PUMP	WARE	W302	EA	$1,909.24
30501ME373	PUMP, DILUTION	WARE	Z201	EA	$3,369.63
30501ME640	GEARBOX FOR EKATO LIME PREP SUMP AGITATO	WARE	R108	EA	$823.53

Item #	Description	Area	Location	UOM	Average Unit Cost
FABRIC FILTER					
30503EI003	MOTOR, DEFLATION FAN - 25HP 1770 TEFC 284T 3P SEVERE DUTY	WARE	Z302	EA	$2,665.58
30503ME019	CYLINDER, AIR-NUMATIC 10 STRK - SS ROD. DEFLATION & RECIRC	WARE	G705	EA	$568.00
30503ME020	CYLINDER, AIR - NUMATIC 22 STRK , SS ROD OUTLET	WARE	W301	EA	$1,191.85
30503ME021	CYLINDER, AIR NUMATIC 8 STRK, RECIRC & DEFLATION DAMPER B-1	WARE	G604	EA	$392.36
30503ME033	SHAKER ARM ASSEMBLY FOR LIME SILO MODEL:	WARE	G603	EA	$84.65
30503ME034	CONNECTING ROD ASSEMBLY FOR LIME SILO MO	WARE	G702	EA	$91.95
30503ME035	SHAFT, ECCENTRIC FOR LIME SILO MODEL: WA	WARE	G604	EA	$440.00
30503ME037	BAG, FILTER, THIMBLESS, FOR BAG HOUSE	WARE	ZZ101	EA	$57.45
0000152822	GENERATOR, MAGNUM DESIGN ZINC PLATED CARBON STEEL SOUND	WARE	J803	EA	$1,850.00
0000152823	GASKET, MAGNUM SERIES TITANIUM DIAPHRAGM KIT	WARE	J803	EA	$450.00
0000154613	BEARING,PILLOW BLOCK,2-3/16IN,FIXED,FOR DEFLATION FAN	WARE	F504	EA	$408.55
0000154614	BEARING,PILLOW BLOCK,2-3/16IN,FLOATING,FOR DEFLATION FAN	WARE	F504	EA	$408.55
0000154615	COUPLING,GRID,1070T10,FOR DEFLATION FAN	WARE	F504	EA	$554.78
0000154616	SEAL,SHAFT,WITH PACKING GLAND,FOR DEFLATION FAN	WARE	F504	EA	$1,303.00
0000154617	SLEEVE,SHAFT,316 SS,FOR DEFLATION FAN	WARE	F504	EA	$1,180.00
0000165928	WHEEL AND SHAFT FOR DEFLATION FAN	WARE	YY201	EA	$17,285.00
CARBON INJECTION					
30504EI002	MOTOR,CARBON FEED SCREW	WARE	G506	EA	$539.21
30504ME013	PACKING SET FOR CARBON SCREW FEEDER CHEM	WARE	G403	EA	$48.00
30504ME014	SEAL STRIP, ROTOR FOR CARBON ROTARY FEED	WARE	G403	EA	$31.50
30505EI100	MOTOR, SNCR WATER BOOSTER	WARE	X101	EA	$0.00
30505EI101	MOTOR,AC,1/2HP,1750RPM,56C FRM,TEFC ENCL,FOR SNCR RECIRC PUM	WARE	W302	EA	$675.18
30505ME011	OVERHAUL KIT FOR NEPTUNE NOX OUT METERIN	WARE	G503	EA	$339.96

Item #	Description	Area	Location	UOM	Average Unit Cost
30505ME113	PUMP, SNCR WATER BOOSTER, W/MOTOR	WARE	G706	EA	$2,588.80
0000152272	FILTER, CARTRIDGE, DRY CARBON	WARE	Z305	EA	$234.78
0000152273	BEARING, RA108RR, DRY CARBON	WARE	G404	EA	$0.00
0000152274	PACKING, SZ 3/8IN X 60IN, DRY CARBON	WARE	G404	EA	$0.00
0000152275	VALVE, ROTARY, DRY CARBON, SHIM SET, 3 PER SET	WARE	G404	EA	$0.00
0000152278	SLEEVE,OUTLET,4.5IN ID,FLEX MOLDED BELLOWS,DRY CARBON	WARE	G403	EA	$0.00
0000152279	GEAR REDUCER, ASSEMBLY, DRY CARBON	WARE	Z304	EA	$2,379.00
0000152282	VALVE, RELIEF/SAFETY, FOR BLOWER, 1IN, DRY CARBON	WARE	BB300	EA	$718.00
0000156960	VALVE,ROTARY,COMPLETE,NO DRIVE,CARBON	WARE	Z303	EA	$5,710.00
0000156961	GASKET,150 FLG,FF 8IN X 1/8IN THK RED FOR ROTARY VALVE	WARE	G404	EA	$0.00
0000156962	MOTOR,AC,3/4HP,480V/3/60,56C FR,CARBON ROTARY VALVE,VM7010A	WARE	Z304	EA	$2,379.00
0000156963	REDUCER,GEAR,CARBON ROTARY VALVE RT ANGLE R#37+AM56	WARE	Z304	EA	$3,561.00
0000156964	TUBE,SPARE SS CAN-TYPE FOR CARBON SCREW FEEDER	WARE	Z304	EA	$2,584.00
0000156965	BUSHING FOR 1IN AND 1-5IN FEEDER FD33220-1-HBUSH	WARE	G404	EA	$0.00
0000156966	TOUCHSCREEN,PROGRAM PRELOADED	WARE	BB300	EA	$3,981.00
CEMS					
30509EI500	VALVE, SOLENOID, 2 WAY	WARE	BB201	EA	$315.20
30509EI501	VALVE, BRASS, 3 WAY	WARE	BB201	EA	$241.82
30509EI589	BOARD, PRINTED CIRCUIT, LPM01 CPU01 SERIES 1000-1	WARE	AA506	EA	$2,647.05
30509EI595	O-RING, 310 X3 SILICONE 5310028	WARE	EE301	EA	$73.49
30509EI596	POUCH, DRYING AGENT 5310503	WARE	EE301	EA	$14.00
30509EI639	CABLE F, THERMOSWITCH FOR MCS100E NEW	WARE	BBIN015	EA	$7.00
30509EI640	MIRROR FOR THE MCS100E TOP	WARE	EE201	EA	$3,865.85
30509EI641	I/O LPX 05 DOS 8 BOX FOR NEW MCS100E	WARE	EE201	EA	$746.33

Item #	Description	Area	Location	UOM	Average Unit Cost
30509EI642	I/O BOX 6053852 FOR MCS100E NEW	WARE	BBIN001	EA	$688.24
30509EI643	FLOW METER BOARD FOR THE MCS100E LPM 43 NEW	WARE	BBIN002	EA	$1,107.27
30509EI644	MOTOR,CHOPPER FOR THE MCS100E NEW	WARE	BBIN003	EA	$171.85
30509EI645	VENTILATION FAN COMPLETE FOR MCS100E NEW	WARE	BBIN004	EA	$127.44
30509EI646	BOARD,CONTROL,FOR MCS100E NEW	WARE	EE201	EA	$3,967.56
30509EI647	CHOPPER MOTOR OPTICAL POSITION SENSOR MCS100E NEW	WARE	BBIN005	EA	$68.50
30509EI648	INTERFACE FILTER WHEEL FOR MCS100E NEW	WARE	BBIN006	EA	$289.40
30509EI650	MODULE, INPUT, ANALOG	WARE	BBIN007	EA	$965.05
30509EI651	LPX11 ANALOG OUTPUT BOARD I/O BOX FOR MCS100E NEW	WARE	BBIN008	EA	$798.01
30509EI652	MIRROR BOTTOM FOR THE MCS100E NEW	WARE	EE202	EA	$6,850.53
30509EI653	REBUILD KIT FOR SAMPLE PUMP FOR MCS100E NEW	WARE	BBIN009	EA	$713.40
30509EI654	IR SOURCE WINDOW FOR MCS100E NEW	WARE	BBIN010	EA	$179.75
30509EI657	LENSE 25X5 FOR MCS100E NEW	WARE	BBIN010	EA	$144.70
30509EI658	O-RING 15, 54X2 FEP FOR MCS100E NEW	WARE	BBIN024	EA	$13.00
30509EI663	PRESSURE DISK FOR MCS100E NEW	WARE	BBIN011	EA	$271.43
30509EI663	PRESSURE DISK FOR MCS100E NEW	WARE	BBIN012	EA	$271.43
30509EI664	EXTENSION FOR CONNECTING ROD PLATE MCS100E NEW	WARE	BBIN019	EA	$72.25
30509EI665	ROD PLATE FOR THE MCS100E NEW	WARE	BBIN013	EA	$177.68
30509EI667	THERMOSWITCH FOR MCS100E	WARE	BBIN014	EA	$63.20
30509EI683	FILTER, 214 X 214 MM DOOR FILTER 5309684	WARE	EE104	EA	$8.40
30509EI700	DOOR, FOR MCS100E HOUSING	WARE	E&IFLR	EA	$10,895.34
64772	SENSOR,TEMPERATURE,FOR CEM SYSTEM	WARE	EE301	EA	$271.00
110295	O-RING,SIZE 54 X 2,VITON	WARE	BBIN018	EA	$14.00
110299	WINDOW,BAF2,SIZE 20 X 3	WARE	BBIN020	EA	$179.00
110300	WINDOW,CELL,SIZE 28 X 3	WARE	BBIN010	EA	$273.60

Item #	Description	Area	Location	UOM	Average Unit Cost
110301	WINDOW,BAF2,SIZE 5 X 1	WARE	BBIN045	EA	$161.00
110305	GASKET,V-SEAL,SIZE 20MM X 7.5MM X 4MM	WARE	EE202	EA	$300.00
110306	MIRROR,ELLISOID	WARE	EE201	EA	$412.00
110307	LAMP,INFRARED,SOURCE,FOR CO ANALYZER MCS 100E	WARE	EE203	EA	$540.86
110308	O-RING,SIZE 23 X 2.5,VITON	WARE	BBIN018	EA	$7.68
110311	BOARD,PRINTED CIRCUIT,LPM39,OPTICAL SERIAL INTERFACE	WARE	EE204	EA	$2,908.00
110322	SENSOR,W/GASKETS	WARE	EE202	EA	$827.53
110329	FILTER,SET,INLET GAS CELL	WARE	BBIN023	EA	$402.66
110337	BOX,HEATER	WARE	DDTOP	EA	$6,689.00
110343	O-RING,SIZE 113.97 X 2.62,VITON	WARE	BBIN018	EA	$16.29
110346	SWITCH,TEMPERATURE,CABINET,THERMO	WARE	BBIN022	EA	$100.00
110351	BOLT,HEXAGONAL,MNTG	WARE	BBIN019	EA	$31.00
123644	POWER SUPPLY	WARE	EE301	EA	$3,121.95
139764	FILTER,AIR,PARTICULATE,FOR PHOTOMETER FAN	WARE	EE104	EA	$10.80
139777	CONTROLLER,TEMPERATURE	WARE	EE201	EA	$1,365.75
139778	SENSOR,O2	WARE	EE200	EA	$6,780.00
142818	BOARD,PRINTED CIRCUIT,LPM38,PREAMP/DETECTOR MCS	WARE	BBIN021	EA	$2,767.76
148188	PUMP,DIAPHRAGM, VACUUM, FOR CEM SYSTEM	WARE	EE203	EA	$6,248.00
0000149795	DIAPHRAGM,VALVE,FLAPPER,FOR CEMS	WARE	BBIN009	SET	$315.00
0000150122	HEATER,CARTRIDGE,FOR CEMS SAMPLE PUMP	WARE	BBIN039	EA	$219.00
0000151682	VALVE,NON RETURN,FOR CEMS HEATED FINE FILTER	WARE	BBIN007	EA	$327.00
0000156673	FLOW METER COMPLETE FOR CEMS	WARE	EE301	EA	$2,200.00
0000158347	KIT,TEMPERATURE CONTROLLER,W/LOAD RELAY HC 16A	WARE	EE300	EA	$972.84
0000166952	HOSE,12MM OD,10MM ID,10MM L,PTFE	WARE	EE204	EA	$335.00
0000166953	HOSE,42MM OD,22MM ID,1M L,SILICONE	WARE	BBIN002	EA	$128.00

Item #	Description	Area	Location	UOM	Average Unit Cost
0000166954	MOTOR,STEP,FOR INTERFERENCE/GAS FILTER WHEEL,34VDC,0.15A	WARE	BBIN033	EA	$522.00
0000166957	PLUG CONNECTOR KIT FOR LPM42/43	WARE	BBIN049	EA	$271.00
0000167302	SENSOR,BAROMETRIC PRESSURE	WARE	BBIN032	EA	$0.00
ID FAN					
30512EI001	MOTOR, ID FAN COOLER PUMP	WARE	G606	EA	$198.98
30512EI002	MOTOR,AC, 1000HP, FOR ID FAN	WARE	R121	EA	$17,705.10
30512ME004	PUMP, PARKER H49AA1B, 8 GPM,CCW ROTAION	WARE	G503	EA	$348.85
30512ME005	PUMP, PARKER H49AA2B, 8 GPM,CW ROTAION F	WARE	G603	EA	$390.19
30512ME026	BEARING, INBOARD FIXED, DODGE RTL SLEEVE	WARE	R117	EA	$7,988.00
30512ME027	BEARING, OUTBOARD FLOAT, DODGE RTL SLEEVE	WARE	ZZ125	EA	$6,370.00
I&C					
34201EI001	REMOTE TERMINATION FOR BAILEY DRY FLU GA	WARE	BB400	EA	$1,124.05
34201EI002	TERMINATION MODULE FOR BAILEY DRY FLU GA	WARE	BB403	EA	$300.00
34201EI004	NETWORK PROCESS MODULE FOR BAILEY DRY FL	WARE	BB400	EA	$2,875.00
34201EI005	POWER MODULE FOR BAILEY DRY FLU GAS DESU	WARE	BB400	EA	$2,968.00
34201EI007	CARD, DIGITAL INPUT BAILEY CONTROLS	WARE	BB401	EA	$257.00
34201EI010	MODULE, AC FOR BAILEY	WARE	BB401	EA	$484.23
34201EI011	MODULE, BUS MONITOR FOR BAILEY	WARE	BB401	EA	$403.52
34201EI012	ENTRY CIRCUIT BREAKER FOR BAILEY DRY FLU	WARE	BB402	EA	$440.00
34201EI013	POWER SUPPLY MODULE FOR BAILEY DRY FLU G	WARE	BB402	EA	$2,306.00
34201EI014	MODULE ASSEMBLY, POWER SUPPLY, FOR BAILE	WARE	BB402	EA	$1,436.00
34201EI015	SYSTEM POWER MODULE FOR BAILEY DRY FLU G	WARE	BB402	EA	$3,950.00
34201EI021	PRINT HEAD FOR 11PRT02, FOR BAILEY DRY F	WARE	BB404	EA	$1,614.10

Item #	Description	Area	Location	UOM	Average Unit Cost
34201EI101	MODULE, ANALOG OUTPUT	WARE	BB301	EA	$1,133.70
34201EI103	MODULE, DIGITAL OUTPUT IMDS014	WARE	BB302	EA	$457.34
34201EI104	MODULE, ANALOG INPUT	WARE	BB302	EA	$1,048.50
34201EI110	MODULE, LOOP INTERFACE	WARE	BB303	EA	$1,434.33
34201EI111	MODULE, NETWORK PROCESSING	WARE	BB303	EA	$3,935.75
4932	MODULE,PROCESSOR,MULTI FUNCTION CONTROLLER,SIZE 13IN X 7IN X	WARE	BB301	EA	$4,219.00
143258	MODULE,REAR MOUNT	WARE	BB404	EA	$240.68
34201EI121	MODULE, COMMUNICATION PORT	WARE	BB304	EA	$1,754.34
INTERNAL POWER					
35600EI002	CAPACITOR, MEPCO/ELECTRA 7700UF - 10+, 5	WARE	G602	EA	$83.70
35600EI003	CAPACITOR, AEROVOX 25MF 660V, PROTECTED	WARE	G602	EA	$30.00
35600EI004	CAPACITOR, MEPCO	WARE	G602	EA	$40.00
35600EI005	CAPACITOR, SHANGAMD	WARE	G602	EA	$25.00
35600EI006	CAPACITOR, 300 VOLT, 10.0 MFD	WARE	G602	EA	$183.86
35600EI007	CAPACITOR, 1056 OI 100 VAC, G.E. #61L37	WARE	G602	EA	$124.12
35600EI011	DIODE, SOLID STATE CONTROL, #60074, #3 S	WARE	CC501	EA	$41.18
35600EI017	SCR	WARE	CC502	EA	$66.15
35600EI050	OVERLOAD RELAY-S21 FOR G.E. SWITCHGEAR E	WARE	CC504	EA	$64.83
35600EI051	GROUND FAULT SENSOR FOR G.E. SWITCHGEAR	WARE	CC504	EA	$264.81
35600EI052	GRD, FAULT RELAY FOR G.E. SWITCHGEAR EQU	WARE	CC504	EA	$283.45
35600EI057	MOT STAB ASM 2&3 HI FOR G.E. SWITCHGEAR	WARE	DD103	EA	$940.50
35600EI064	HV BUSH. MALE 3HI FOR G.E. SWITCHGEAR EQ	WARE	DD104	EA	$10.17
35600EI065	HV BUSH. FEMALE 3HI FOR G.E. SWITCHGEAR	WARE	DD104	EA	$3.73
35600EI083	CABLE, ASSEMBLY	WARE	DD202	EA	$63.18

Item #	Description	Area	Location	UOM	Average Unit Cost
35600EI084	REGULATOR	WARE	DD202	EA	$104.29
35600EI085	PROXIMITOR #2 TG	WARE	DD202	EA	$2,601.00
35600EI086	DIODE, TG, GE, 2088570-001	WARE	DD202	EA	$37.50
35600EI136	FUSE, BASLER PPT, GENERATOR 1 & 2	WARE	DD102	EA	$537.14
35600EI140	INVERTER, DC, FOR INVERTER SCI UPS SOLID	WARE	FF907	EA	$1,090.00
35600EI141	BOARD, PRINTED CIRCUIT, VOLTAGE /CURRENT REGULATOR	WARE	FF907	EA	$644.50
EXTERNAL POWER					
35603EI050	DISK, RUPTURE 72-183-253-002	WARE	CC502	EA	$360.00
146552	COIL,ELECTRICAL,CLOSE,FOR SWITCH YARD BREAKER SF6	WARE	CC100	EA	$458.00
146553	COIL,ELECTRICAL,TRIP,FOR SWITCH YARD BREAKER SF6	WARE	CC100	EA	$458.00
35603EI054	MOTOR, WITH GEAR 41-211-208-032	WARE	CC502	EA	$1,600.00
35603EI100	MOTOR, TR-01 COOLING FAN	WARE	T552	EA	$0.00
50003EI100	MOTOR, GLYCOL COOLING FAN	WARE	T662	EA	$390.22
50003ME011	KIT, IMPELLER	WARE	K803	KIT	$1,055.00
FIRE PROTECTION					
50009EI001	MOTOR, JOCKEY PUMP	WARE	T663	EA	$475.85
50009EI003	MOTOR,AC,250HP, FOR FIRE PUMP	WARE	T663	EA	$16,585.00
50009ME001	PUMP, JOCKEY FIRE	WARE	Q105	EA	$7,456.00

5. TAB 3 - PROPOSED STAFFING AND TRANSITION PLANS

This plan upon approval shall be included as **Schedule 17** to the Service Agreement.

5.1. A. GENERAL OVERVIEW-STAFFING PLAN

5.1.1. STEPS FOR SMOOTH TRANSITION -RELIABLE OPERATION & EMPLOYEE TRANSFER

As both an experienced developer and an experienced operator, FCC understands that transition is a critical period in the life of a project and is key to the success of the implementation of the Services phase of any new Waste to Energy Facility.

Bringing the lessons and experience of transitions across the world the County can be assured of a seamless transition meaning no disruptions to County's public waste collection services.

Considerations and benefits of partnering with FCC include:

- Low risk transition with minimal demand on County resources and minimal service disruption (such disruption limited to a change in final treatment destination, with no impact on public facing waste collection services).
- Contract delivery by a highly skilled professionals with a thorough knowledge of County expectations, public demands, and service requirements.
- An experienced HR department able to manage any requirement smoothly, ensuring individual concern and stress is minimized and no temporary drop in staff morale experienced; and
- Prio and recent experiences of transition in similar Waste to Energy facilities, in partnership with Local Authorities, with an inherent awareness of the challenges in successful delivery of Waste to Energy services.

The Transition Plan that will be described in the following sections details how the project will move from the signature of the agreement to the commencement of the works and moving forward.

FCC will establish a Service Transition team led by FCC local structure, who will coordinate all transition tasks, providing continuity from the transition to the commencement of the service.

5.1.2. HOW FCC WILL TRANSITION EXISTING EMPLOYEES-RETAINAGE AND TRAINING PROGRAM

FCC will establish a Transition team that will remain in place until the Service Commencement Date, following completion of all transition tasks. For employee transfer purposes will comprise, as a minimum:

- A HR Specialist-Training Manager, to ensure all staff are fully trained in the operation of the Facility.

To ensure a smooth transition the transition team will also be supported as required by other individuals coming from FCC's regional team and Central support functions.
The transition team shall also be responsible for:

- Ensuring the County is kept fully briefed on transition progress.
- Ensuring any remaining contracts are entered (for example, supply of consumables).
- Keeping all relevant stakeholders up to date with transition arrangements; and
- Working with the County to ensure public relations and community liaison/ engagement opportunities are realized.

Value Added Statement

The following table is provided to show elements of our transition solution which are advantageous to, or which deliver added value to the County.

Description	Type
FCC will transition the Services in accordance with the agreed Services Transition Plan. It will represent a dynamic document that can offer flexibility to step-up or decrease activity to react to specific circumstances, ensuring interdependencies and critical path activities are delivered as and when required.	Operational Benefits
Transition will form a standing agenda point within the Progress Meetings and Progress Reports, ensuring the County has full access to information and visibility of activities. This will ensure the County is fully aware of activities and is able to accurately monitor the preparations and progress of Transition activities for the Services, including ensuring its own personnel are ready to participate at the appropriate time.	Operational Benefits
To ensure it remains pertinent to the project, the Transition Plan will be reviewed, updated, and submitted to the County for review in accordance with the Follow up meetings.	Operational Benefits

Interdependent Activities-Staffing plan

The below Table identifies the activities that will require County input.

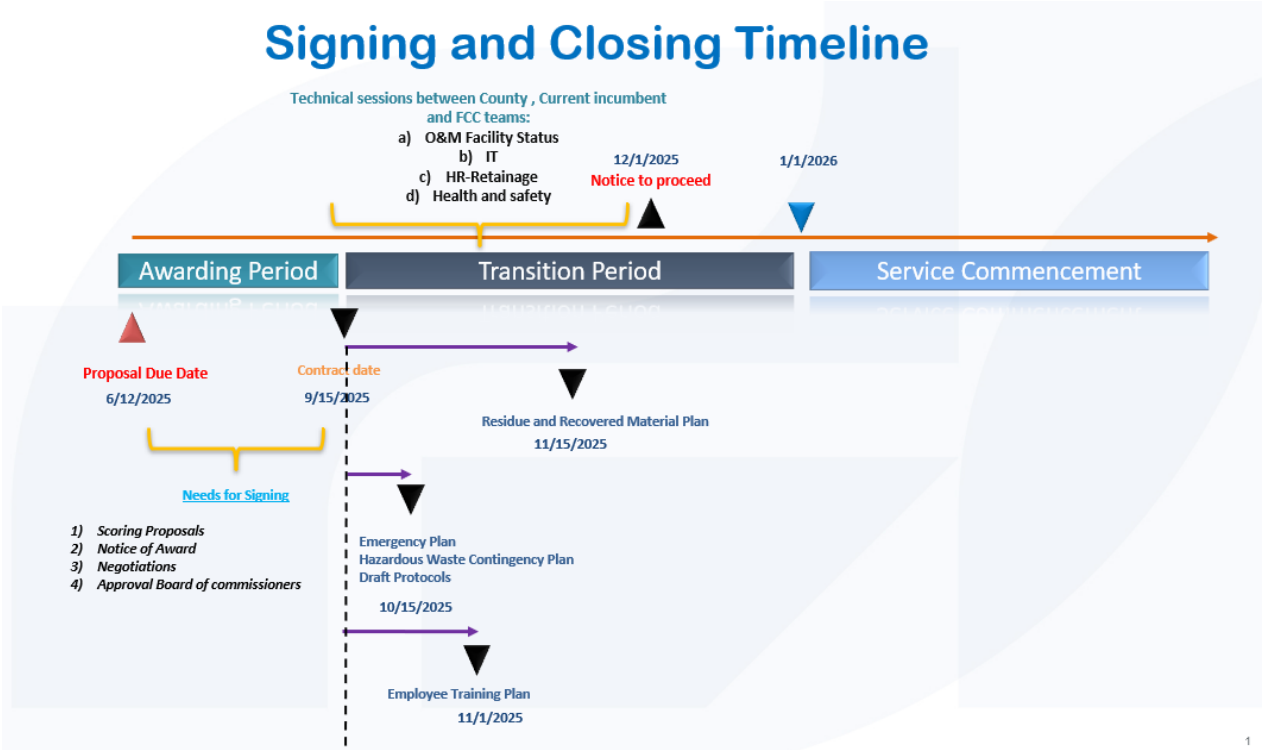

Personnel Who Will be Involved in Transition Services - Roles and Responsibilities

The Regional VP of Waste to Energy will be responsible for the Services transition, overseeing the project throughout and into the operational phase thus avoiding the need for further handover.

To ensure full knowledge retention and thus consistency throughout, the Project Director responsible for proposals will remain an integral part of the delivery team until such time as the FCC support staff is fully conversant with the project and thereafter remain available to the County to provide additional support.

Recruitment will always be supported by FCC's Central Support departments, comprising experienced practitioners from our specialist corporate functions

5.2. B. TRANSITION PLAN

5.2.1. TRANSITION PLAN OVERVIEW

KEY EVENTS

A Key events schedule that occurs during a transition period is shown below:

KEY EVENTS	
Anticipated Contract Date (TENTATIVE)	09/15/2025
Transition Period	09/15/2025 – 30/12/2025
Commencement Date	01/01/2026
Ongoing Operations Execution and Continued Development	01/01/2026 through Contract Term

CONTACT LIST

The Contractor's team responsible for ensuring a seamless transition of all services described within the agreement are as follows:

Name of Employee	Title Role	Email
Juan Gorriti	President	juan.gorriti@fccenvironmental.com
Dan Brazil	Chief Executive Officer	dan.brazil@fccenvironmental.com
Hans Spalek	Chief Financial Officer	hans.spalek@fccenvironmental.com
TBD	Regional Vice President - WtE	TBD
Ybe Hadnot	Regional Controller	ybe.hadnot@fccenvironmental.com
Joe Angelle	Vice President of Health and Safety	joe.angelle@fccenvironmental.com
Stacey Carlton	Regional Safety Manager	stacey.carlton@fccenvironmental.com
Carlos Puebla	Senior Vice President of Operations	carlos.puebla@fccenvironmental.com
Luly Escar	Vice President of Public Affairs	luly.escar@fccenvironmental.com
Andrea Rodriguez	Director of Engineering	andrea.rodriguez@fccenvironmental.com
Yvette Rosales	Vice President of Human Resources	yvette.rosales@fccenvironmental.com
Orlaned Depedro	Regional HR Business Partner	orlaned.depedro@fccenvironmental.com
Joel Blake	Vice President - Head of Legal & Corporate Secretary	joel.blake@fccenvironmental.com

As an important note for the County, once FCC hires the dedicated Facility Manager or the incumbent agrees to continue service at the facility for FCC, this individual will become an integral part of the transition process from the Commencement of the Services onwards. If hiring, FCC will provide the name of this employee.

The regional team will be supported by counterparts from within the international team, as required, who draw on a wealth of experience operating Waste to Energy facilities internationally including:

Name of Employee	Title Role	Email
Javier Peiro Balaguer	Global Head of WtE	Javier.Peiro@fcc.es
Juan Troyano	Head of Technical engineering and construction	Juan.Toryano@fccenvironmental.co.uk
Ashley Corke	General Manager (Eastcroft)	Ashley.Corke@fccenvironmental.co.uk
Carles Caball Reig	Senior WtE Manager	Carles.Caball@fccenvironment.co.uk

TRANSITION MEETING AND CALL SCHEDULE

It is FCC's intention to schedule weekly meetings or update calls with the County throughout the Transition Period to update it on progress and to create a proactive, dynamic forum which is capable of responding to and successfully navigating any and all challenges that may occur during the Transition Period. As a minimum, the County's Authorized Representative will be invited to meet with FCC's Authorized Representative however it is anticipated that Representative shall be supported by specific members of their respective teams depending on the nature of the updates to be provided during each session.

A running agenda will be established to guide discussions however either Party is encouraged to provide advanced notification if additional specific agenda items are to be discussed. Such notice is intended to provide an opportunity for the counterpart to make arrangements for additional resources from within their respective teams to be invited as required.

As with every plan/schedule, FCC's goal is to provide an arrangement that best serves the County and is agreeable to alter the preliminary schedule in a way that allows the County assurances throughout the transition process. Furthermore, FCC fully expects and is prepared to hold additional meetings to this initial schedule, arranged on an ad hoc basis, in order to discuss key aspects of the transition and provide important updates as the transition continues.

5.2.1.1. HEALTH AND SAFETY MANUAL

FCC shall be responsible for the health and safety of all staff, Subcontractors, and visitors within the Facility and Facility Site. To achieve this, FCC will put into place a site-specific health and safety manual and series of processes and procedures which will ensure the safe operation of the Facility, and which adheres to Section 3.5 of the Service Agreement. FCC will produce the health and safety manual during the Transition Period which will be improved prior to, and implemented from, the Commencement Date. As part of this requirement, will ensure that all onsite managers are qualified and authorized to enforce safety compliance of the safety manual.

The health and safety manual will be maintained, periodically reviewed, and be kept updated, and be used to manage all aspects of health and safety relating to the operation of the Facility, including the continuous improvement of health and safety in delivery of the Service Agreement. The health and safety manual shall be reviewed (no less than annually) and updated throughout the Term to reflect changes in Applicable Law and working rules that apply to the activities and facilities under the Service Agreement to ensure the highest standards of safety.

Drafting of the initial health and safety manual and all associated documentation will be the responsibility of the Regional Safety Manager in collaboration with VP of WtE and on-site leadership team.

The health and safety manual will set out the health and safety objectives of FCC and will define the occupational health related targets to be achieved at the Facility Site. The health and safety manual shall proceduralism FCC's approach to, as a minimum:

Risk assessment and operational method statements (RAMS)

FCC is committed to achieving and maintaining high standards of health and safety for all employees, visitors, the public, and Subcontractors. To achieve this, risk assessments will be conducted on all aspects of the delivery of the Service Agreement and will identify hazards associated with operations which threaten health and safety, evaluate the risks which may arise as a result of those hazards, and put into place sensible, practical precautions which will protect against them. FCC will review all available risk assessments that are currently utilized at the Facility and ensure that each is updated to reflect any modifications to the process or changes in all Appliable Law.

Operational method statements and/or safe systems of work will be put in place for each task delivered at the Facility Site and will be developed and/or updated in full consideration of the results and recommendations of all risk assessments undertaken in respect of each task. Each member of staff or Subcontractor staff will be informed and trained on relevant procedures along with any significant outcomes identified in these assessments prior to undertaking the activity. Safe systems of work and/or method statements will be reviewed following the regular review of the risk assessments.

Safe systems of work and/or method statements will also include:

- Safety standards for all staff on entering the Site;
- Safety standards inside the Facility;
- Occupational health standards;
- General safety standards; and
- SSoW including 'lockout tagout'.

FCC will review the existing safe systems of work and/or method statements and update them in line with FCC's operating procedures relating to but not limited to the following:

- Standard operation;
- Planned and Unplanned maintenance tasks;
- Abnormal operation;
- Temporary operation;
- Emergency operation;
- Plant start-up;
- Plant shut-down;
- Bulk loading and unloading;
- Process change; and
- Plant change.

The safe systems of work and/or method statements shall include the following information:

- Material safety data (including COSHH);
- Control measures and personal protective equipment (PPE) requirements;
- Location within the Site where a particular process is undertaken;
- Roles and responsibilities of individuals involved in the delivery of operations;
- Procedures for ensuring plant, fixed installations and equipment are 'fit for purpose';
- Process monitoring and recording; and
- Quality control.

Staff roles and responsibilities

The health and safety manual will outline the duties that FCC has to each of its employees as well as the duties that each member of staff has at the Facility Site in respect of health and safety. The manual will identified key roles within the Facility and will give an overview of the key tasks and responsibilities that each role must deliver in order to maintain the required health and safety standards at the Facility Site. Nonetheless, all employees must comply with all relevant plans, procedures, and systems in the company's health and safety manual and, where necessary, bring to the attention of the Contractor any situation which could place employees or others at risk or in imminent danger.

Health and safety training

All new staff will be subject to site specific induction training which will include:

- A review of the health and safety policy;
- Staff responsibilities;
- Emergency procedures including first aid and fire evacuation;
- Risk assessments;
- Manual handling;
- COSHH assessments;
- Safety Systems; and
- Lock out Tag out principles.

Further information concerning employee training is provided in Section 5.2.1.3 (EMPLOYEE TRAINING) below.

Health and safety monitored

The senior management team and ultimately the Facility Manager will be responsible for ensuring that all staff are suitably qualified, trained and have the necessary competence for their work and that they have the appropriate resources available to them in order to carry out that work. All staff will have access to information relating to corporate procedures and will be encouraged to seek and suggest improvements as applicable.

Health and safety will be monitored at the Facility (in line with the OSHA compliance obligations and other related to ISO standards) and by utilizing regular internal and external auditing, regular in date/spot checks of the induction register and ensuring all RAMS are being considered and adhered to by all parties involved by means of consistent auditing of the documentation.

Shift Supervisors will inspect all work interfaces each shift to ensure safe working practices are being adhered to. There will also be a Facility incident reporting system allowing all staff to report hazards or incidents and have them acted upon and learned from. All employees are responsible for reporting any accident, incident, or potential source of hazard which they become aware of.

FCC will deploy a health and safety management system which will ensure the policies for risk management and health and safety are fully implemented. Performance and improvement of systems will be the subject of regular discussion at senior management meetings and shall contribute to the general manager’s annual review of the MIS.

FCC seeks to implement a proactive approach to health and safety management onsite. Health and safety performance will be a reoccurring agenda item during all management meetings and the Facility management team will monitor health and safety statistics, tracking performance from one period to the next in order to determine if near misses and incidents are being adequately investigated and that changes are implemented as necessary.

FCC will also establish monthly employee led safety meetings intended to encourage employees to raise and health and safety concerns or issues they may have identified. All staff members will be invited to participate with representatives from all functions of the operations and maintenance teams encouraged to attend. All concerns are treated in confidence and are investigated as if they were an accident or incident that occurred onsite.

Health and safety statistics

All near misses, accidents, or incidents associated with the operation and maintenance of the Facility will be recorded by FCC using a EHS system. The management system will allow FCC to compile and interpret incident data throughout the Term, allowing FCC to pre-emptively act and mitigate risks. A description of any major safety issues that occur at the Facility, including all OSHA reportable accidents, will be reported to the County as part of the Monthly Operations Status report.

Incident investigation

All near misses, accidents or incidents will be investigated to identify their root cause and to take appropriate action to prevent recurrence of similar incidents. Where an accident has occurred, the investigation will also allow FCC to gather all necessary information to prepare notifications to be made to the relevant Governmental Authority(ies) and or OSHA for use in any criminal or civil proceedings, or to confirm or refute industrial injury claims over the incident.

Incident investigations will be carried out by Shift Supervisors, other managers, or the Health and Safety Director. Managers and other employees will be expected to assist in any investigation and make available all information, witnesses, plant, materials, equipment, and premises which have a bearing on the incident. Investigations will include fact finding regarding the incident, assembling and analyzing the obtained information, and comparing the results against the acceptable industry or company standard, as well as Applicable Laws, to determine the most appropriate means of risks reduction or mitigation.

Where modifications to Facility practices and management systems are identified, these will be the responsibility of departmental management to deliver and monitor effectiveness. Where deficiencies still remain, the Health and Safety Director and Regional Safety Manager will conduct a further review and take additional corrective action. A full record of the investigation, status, and action will be recorded on the performance tracking system.

5.2.1.2. RETENTION AND RECRUITMENT OF FACILITY PERSONNEL

In accordance with Section 3.4.1 (Staffing) of the Service Agreement, FCC shall secure and provide appropriate personnel skilled in all aspects of the Work for which they are responsible. FCC shall also staff the Facility consistent with Prudent Industry Practices to enable the Contractor to perform all of its obligations and duties under the Service Agreement in a timely and efficient manner.

The retainage and assignment of qualified, experienced management, technical, and supervisory personnel by FCC is of the utmost importance to the successful implementation, development and completion of the Work. Furthermore, FCC warrants that as of the Commencement Date, it will possess the experience and capability, including sufficiently competent, professional, technical, supervisory and other personnel, to perform the Work. Accordingly, FCC will prioritize the recruitment of existing Facility personnel employed by the prior contractor where possible.

Initial Introduction and Applications

On, or shortly following, the Contract Date, FCC shall issue a request to the County's Authorized Representative to secure the names and contact information (including, as a minimum, personal email address or home address) of all Facility personnel employed at the Facility by the prior contractor.

Concurrently, FCC will prepare and finalize an initial information pack intended to be issued to each member of Facility personnel which provides an introduction to FCC, presents a transitional timeline from point of contact to the Commencement Date (including all necessary recruitment requirements and deadlines), and is supported by an application form. **To bring further clarity and confidence in FCC relevant members of the corporate management including HR/payroll/benefits will during the transition period make themselves available on site for introduction days where existing employees of the prior contractor can attend to air any concerns or questions they may have**. All candidates are required to complete a questionnaire which will prescribe any additional documentation necessary to support the application (including, for example, social security information) – Candidates will, as a minimum, be required to specify their current role, provide a list of qualifications and a brief history of their relevant vocational experience, and confirm their continuation of service at Pinellas under FCC. For the management team employed by the prior contractor, FCC will, in addition to the above, schedule interviews if they so wish to continue service at the Pinellas facility for FCC. The interview will ensure the management team at the site have the relevant managerial, leadership and technical knowledge that would be expected from FCC for persons in those roles.

The initial information pack will include contact information so that a member of FCC's Human Resources Department can be contacted should applicants have any queries about FCC or the application process, as well as a deadline date by which job applications must be submitted (anticipated to be within 6-8 weeks of issue). FCC will aim to issue a reminder to all Facility personnel approximately three (3) days before the deadline for submission.

Interview Program

Having received all applications from the management team by the deadline, FCC will finalize an interview program which prioritizes the Facility Manager and other senior management and highly skilled positions. Where members of the management teams decline to apply for a continuation in role, FCC will assess applications to determine whether or not there are alternative, existing Facility personnel who possess the adequate knowledge and experience for career advancement, and such candidate will be approached to interview for the more senior role.

Nonetheless, should any staffing shortfall present itself (be that a management role or any other role within the Facility), FCC will advertise the specific role(s) to external candidates through a variety of recruitment channels (including collaborating with regional recruitment consultants, advertising for the role via the company website and social media channels). This will include advertising any new roles that have been created by FCC to deliver the Service Agreement (including, for example, the position of Painter). Where possible, priority will be given to recruiting from the local workforce so long as candidates are able to demonstrate they satisfy FCC's minimum requirements for the role.

FCC utilizes a third-party administrator to investigate all applicant's previous work history; verifies social security information; conducts a criminal and background check and submits a report for our Human Resources Department to review and determine if the applicant meets the criteria for the position in which they applied. Only applicants who are able to satisfy these initial checks will be considered for interview.

Offer Letter

The Contractor will issue Offer Letters to successful candidates as soon practically possible – That is to say, FCC will not wait until the conclusion of the overall interview program to issue Offer Letters but will instead issue as soon as decisions are taken in respect of the preferred candidate(s) for a given role.

This strategy will ensure that senior management positions, which were subject to prioritization during the interview process, will be recruited at the earliest opportunity whilst providing sufficient contingent opportunity to deploy alternative recruitment strategies (including a further round of job advertisement and/or interviews) should negotiations with individual candidates fail for whatever reason.

The Offer Letters will include, as a minimum:

- A confirmation of the offered role, location of employment, reporting manager and anticipated start date;
- Base salary, overtime considerations, sign on bonus and any other incentivization plans (as relevant); and
- Holiday entitlement (including paid time off and any floating holiday entitlement as relevant).

As well as various terms and conditions upon which an offer is made, the Offer Letter will detail instructions for acceptance including a date by which acceptance must be made.

Contingency staffing strategies

In accordance with Section 3.4.1 (Staffing) of the Service Agreement, FCC warrants that, as of the Commencement Date, it has the experience and capability, including sufficient competent, professional, technical, supervisory and other personnel, to perform the Work and shall continually furnish such personnel during the Term. Nonetheless, it is conceivable that FCC could encounter unforeseen challenges during the Transition Period which prevent the recruitment of all full-time contracted positions at the Commencement Date.

The recruitment strategy listed above is designed to prioritize the recruitment of senior and highly skilled positions with an expectation that, should temporary recruitment measures be required on conclusion of the recruitment drive during the Transition Period, they should be for less skilled positions.

On the assumption that all senior management and highly skilled positions have been recruited from the existing Facility personnel employed at the Facility by the prior contractor, FCC will aim to manage any temporary shortfalls in unskilled position either through the deployment of overtime and/or through the recruitment of temporary contracted personnel. Should the need arise, FCC will approach staffing agencies that it already holds regional accounts with or identify alternatives during the Transition Period that are able to provide the necessary experienced temporary personnel to fulfil its temporary recruitment requirements.

In the event that the Contractor is unable to recruit all key senior management and/or highly skilled positions by the Commencement Date (for example, in the scenario where notice periods are being satisfied in previous roles), FCC will manage the shortfall through the deployment of overtime and/or the temporary combination of roles. Where necessary, FCC will aim to provide further assistance through the deployment of sufficiently experienced staff from its existing domestic and international portfolio of facilities.

5.2.1.3. EMPLOYEE TRAINING

FCC will develop a training and competency matrix during the Transition Period for all roles within the Facility and will use this as a tool to develop training strategies for personnel whilst keeping a complete record of all attained competencies. FCC will ensure that all staff are trained to a level commensurate with the relevant preventative measures identified in risk assessments and operational method statements. Specific training will be carried out by FCC's internal training department or by external consultants.

As part of the recruitment process detailed above in Section 5.2.1.2 (Retention and Recruitment of Facility Personnel), on provision of an Offer Letter, successful applicants will be asked to provide evidence of all vocational and relevant training undertaken as part of their previous role(s) to aid in the establishment of a baseline competency from which bespoke training strategies can be developed. It is anticipated that all candidates that are recruited from the prior contractor will have already undertaken the necessary training to deliver the specific requirements of their role. Nonetheless, an initial assessment will be undertaken by FCC to identify any deficiencies which will need to be prioritized as part of initial training to be deployed from the Commencement Date. All mandatory, role specific training will be delivered prior to individuals performing applicable tasks unaided and without supervision.

Orientation Training

All Facility staff, including Subcontractors and individuals employed on a temporary or agency basis, will be subject to an employee orientation. Orientation training will be conducted where possible prior to commencement date to ensure a smooth transition, and it would be FCC's expectation that the prior contractor would allow this to be undertaken a reasonable time not affecting the operation. If this approach is not agreed between the parties, then orientation training will occur from the earliest possible date for the employees post commencement whereby they would be given a period of 1 month to complete the orientation training. This will be tracked via the training matrix for the site and managed by the onsite leadership team. The orientation training will include, as a minimum:

- An introduction to the project, Facility and Facility Site;
- An explanation of anticipated health and safety issues that could occur onsite, as well as a details of the necessary and correct method of use of personal protective equipment (PPE);
- Procedures to follow in case of an emergency, including first aid and fire evacuation (including alarm systems). This will include a statement of roles and responsibilities for all staff in emergency situations and provide a list of emergency contact numbers to be used as relevant; and
- An introduction to the risk assessments and operational method statements applicable to each work activity in relation to their respective duties/roles.

The orientation presentation will also include an introduction to the staff handbook. The staff handbook, updated from time to time, covers key aspects of employment with FCC, some of which are contractual in nature, others are for information only. It contains information on policies and advice beginning with an introduction to FCC and our corporate values and behaviors, before providing key information including in respect of the various policies and procedures that affect all employees. The handbook seeks to introduce a number of key policy and procedures including, but not limited to:

- Dignity at work – FCC seeks to provide a work environment in which employees are treated with respect and dignity and that is free from harassment and bullying based;
- Anti-fraud and anti-bribery – FCC is committed to the prevention, deterrence and detection of fraud, bribery and all other corrupt business practices;
- Training and development – FCC recognizes that our greatest asset in achieving the company's business objectives is its staff. It is therefore fully committed to ensuring all staff have the skills and knowledge to do their jobs effectively and are encouraged to work to their full potential. This is achieved by a structured training and development policy, which is regularly evaluated to assess its effectiveness and performance against FCC's strategic objectives;

- Drugs and alcohol – The drugs and alcohol policy is specifically included within new starter orientations and provides the basis against which testing may be undertaken at each of FCC's sites. The policy also deals with the matter of prescription drugs and their effects and support mechanisms for those who come forward to advise they have a drug or alcohol problem;
- Disciplinary and appeals – The purpose of this policy and procedure is to outline a recognized and consistent approach to deal with any act of misconduct and/or breach or alleged breach of any company policy or procedure; and
- Grievance – This policy and procedure is intended to enable employees to formally raise issues relating to work or company employees.

Whilst the handbook includes a lot of information designed to cover company-wide issues that tend to affect all employees, any addition issues which are related solely to the Contract which are not covered will be advised to staff via the human resources department or Site management team.

Ongoing Training

The orientation process will be supported through the use of a module training process whereby key, mandatory training courses will be delivered for all new members of staff. Training modules will include:

- Environmental awareness.
- Hazard and near miss.
- General data protection regulations.
- Code of ethics and conduct.

Individual risk assessments will also be undertaken in order to identify any issues which may affect an individual's ability to carry out their respective role. Staff will be given an outline of the safe operating procedures concerning the relevant risks in their individual role and workplace. FCC will ensure that each member of staff has a copy of, or has access to, all relevant accompanying documentation as well as the tools necessary to carry out their duties. Specialist training requirements will be identified, as will the appropriate method of training and the timetable for carrying out such training.

FCC will communicate safe working systems to its staff during orientation or as part of ad-hoc training sessions as new policies/procedures are introduced in order to ensure that site rules and conditions are understood by staff. FCC will ensure written instructions are clear, quick to read, understandable (made available in alternative languages as necessary) and easy to find including providing information on notice boards in welfare areas.

FCC will be responsible for maintaining documents and records at the Facility in relation to staff and will maintain an accurate and up to date electronic resources schedule throughout the Term. An annual performance dialogue will be conducted between each member of staff and their line manager and, as part of this process, the training and competency matrix for a given role will be used as a basis against which staff and their line managers are able to identify development requirements or opportunities as well as the appropriate training necessary to facilitate.

5.2.1.4. Draft Plans Support

Ramboll Americas Engineering Solutions, Inc. (Ramboll) is assisting FCC Environmental Services in the preparation of the comprehensive Transition Plan that outlines the steps that FCC will take to transfer daily operation and maintenance responsibilities for the facility from the current operator. The draft plans contained in the following sections feature the detailed outlines of the required documents. These draft plans will be finalized upon execution of the Service Agreement between FCC Environment and Pinellas County, Florida, in accordance with the schedule outlined in the draft agreement and after conducting detailed visits to the facility in order to obtain the necessary and complete information required for its completion.

5.2.2. C. DRAFT PROTOCOLS

1.Purpose

To establish clear and contractually compliant protocols that govern communications, coordination, and working relationships between FCC and the County, particularly regarding interactions with Governmental Authorities, as required under Section 3.4.4 of the Service Agreement.

2. Definitions

- County AR: County's Authorized Representative
- Contractor AR: Contractor's Authorized Representative
- Director: The Director of the Solid Waste Department, if not also serving as the County AR
- Facility Manager: FCC Facility Manager, if not also the Contractor AR
- Governmental Authorities: Any federal, state, regional, or local regulatory agency with jurisdiction over the Facility or contract scope

3. General Relationship Expectations

In accordance with Section 3.4.4(a), the Contractor, Contractor AR, and Facility Manager shall establish, actively pursue, and maintain responsible, business-like, and responsive working relationships with:

- The County AR
- The Director (if not serving as the County AR)
- Staff of the County's Solid Waste Department
- The Landfill contractor's operations manager and staff
- Other designated County officials
- Governmental Authorities and their representatives, as applicable

4. Protocol for Contact with Governmental Authorities

Per Section 3.4.4(b), FCC shall comply with the following procedures prior to initiating contact or pursuing dialogue with any Governmental Authority regarding its obligations under the Service Agreement:

4a. Prior Coordination with County AR

- Except where (A) authorized in writing by the County AR or (B) required by Applicable Law, FCC shall first meet with and coordinate all such activities with the County AR.
- No independent engagement with Governmental Authorities shall occur without this coordination.

4b. Development of Contact Protocols (Transition Phase)

- As part of the Transition Plan, the Contractor shall jointly develop with the County AR a formal protocol governing:
  - Who may initiate contact with Governmental Authorities
  - The process for scheduling and conducting such meetings
  - Required documentation, briefings, and reporting
  - The County AR's presence, involvement, or representation in those discussions
- These protocols shall be finalized and approved before any direct agency engagement occurs.

5. Meetings with County Staff and Other Jurisdictions

In accordance with Section 3.4.4(c), FCC shall, as requested by the County AR:

- Coordinate and conduct meetings with County staff, consultants, and neighboring jurisdictions
- Provide appropriate personnel (e.g., Facility Manager, Contractor AR) for such meetings
- Prepare necessary materials or follow-ups as directed
- 6. Communication and Documentation Requirements
- All communications, meeting agendas, and summaries related to Governmental Authorities must be submitted to the County AR within five (5) business days.
- A record of regulatory engagement activities shall be maintained and made available to the County upon request.

6. Compliance and Review

- This SOP shall be reviewed and refined in consultation with the County AR during the Transition Period and thereafter as needed.
- Any exceptions or amendments require written approval from the County AR.

5.2.3. D. DRAFT EMERGENCY PLAN

0 General Information and Emergency Action Plan Elements

This Emergency Action Plan (EAP) is tailored to the Pinellas County Waste to Energy (WtE) Facility. The EAP will be finalized upon execution of the Service Agreement between FCC and Pinellas County, Florida, following the timeline established in the transition plan.

Several appendices are referenced throughout this EAP and will be developed as part of the final submission.

1.1 Purpose

The purpose of this EAP is to define the procedures and responsibilities for employees, contractors, and visitors in the event of an emergency. The plan aims to:

- Protect personnel and property
- Safeguard the public and surrounding community
- Mitigate safety and environmental impacts
- Enable a timely return to normal operations

An emergency is defined as any situation that endangers—or has the potential to endanger—life, property, or the environment. Examples include fires, explosions, chemical spills, severe injuries, or bomb threats. Such events may require internal mobilization or external emergency support from police, fire, or medical responders.

Procedures have been developed for each of the following scenarios and are provided in Section 2.0:

- Injury or medical emergency
- Fire
- Severe weather or natural disasters (e.g., floods, hurricanes, earthquakes)
- Hazardous or non-hazardous material release
- Radiation hazard
- Utility failure
- Confined space incident
- Workplace violence or active threat
- Bomb threats or suspicious communication

1.2 Scope

This EAP applies to all personnel at the Pinellas WtE Facility. All relevant FCC policies and applicable federal, state, and local regulations must be followed.

The EAP is based on the following assumptions:

- Night shift represents the least favorable staffing scenario.
- An Emergency Control Center (ECC) can be operational within 60 minutes.
- Additional personnel can arrive on-site within two hours.
- An administrative contact is always available on-site or on-call.
- A current recall/contact list for essential personnel is maintained.

1.3 Facility Overview

The Pinellas WtE Facility is a fully automated, 24/7 Energy-from-Waste facility located at 3001 110th Ave North, St. Petersburg, FL 33716. It is bordered by:

- North: Pinellas Solid Waste offices and landfill entrance
- West/South: Pinellas County Landfill
- East: Roadway and Solid Waste retention pond
- Northeast: Pinellas County Water Treatment Plant

A site diagram is included in Appendix A.

Staffing levels vary by time:

- **Normal hours:** Includes operations, maintenance, administrative, and management staff
- **Night/weekends/holidays:** Typically, operations staff only

1.4 Facility Security and Access

Facility security is maintained through the following measures:

- Controlled access at entry points
- CCTV monitoring throughout the facility
- Staff-controlled entrance at the scale house (in collaboration with Pinellas County)

Visitors must have a valid reason for entry. During emergencies, support vehicles must enter via the main entrance. The Emergency Coordinator (EC) will designate a representative to assist emergency responders in accessing the appropriate areas. This representative must carry a radio and maintain contact with the EC but should not engage with media or regulators. Media inquiries are to be directed to the Facility Manager.

1.5 Facility Tours

Only the FCC Facility Manager, FCC Business Manager, or the Pinellas County Solid Waste Director may authorize facility tours. Requirements include:

- All tours escorted by facility or County management
- Submission of attendee list at least two business days prior (for County tours)
- Attendees must sign in upon arrival and watch the FCC visitor video, if required
- All visitors must sign in/out on the facility register

1.6 Roles and Responsibilities

The Facility Manager (FM) has primary responsibility for the EAP, including ensuring readiness and training. **During emergencies which occur during normal hours**, the FM or their designee is responsible and shall be in charge of the situation. **For emergencies that occur during off hours**, the Shift Supervisor shall be in charge until the FM or designee have been contacted and arrives at the facility.

Succession of authority:

1. Facility Manager
2. Operations Manager
3. Assistant Operations Manager
4. Maintenance Manager
5. Shift Supervisors
6. Control Room Operators
7. Facility Safety Manager – to be contacted in any incident affecting health/safety

Summary of key roles:

- **Facility Manager:** Maintains and implements EAP
- **Operations Manager:** Oversees emergency coordination
- **Shift Supervisors/Control Room Operators:** Execute emergency actions and coordinate resources
- **Safety Manager:** Trains staff and evaluates EAP performance
- **Employees:** Understand and act within their training during emergencies
- **Contractors/Visitors:** Must be briefed and accounted for on-site

1.7 Essential vs. Unassigned Personnel

Essential Personnel are those directly involved in emergency response, including:

- FM, Facility Safety Manager (FSM), Operations Manager, Assistant Operations Manager
- Maintenance Manager, Shift Supervisors, Control Room Operators (CROs).

Their responsibilities may include:

- Communicating evacuation routes and shelters
- Assisting in facility sweeps
- Monitoring facility entrances
- Supporting the EC with communications
- Notifying personnel when it is safe to return

Note, unassigned personnel are not involved in emergency operations and must remain clear of affected areas.

1.8 EAP Distribution

Current copies of the EAP are maintained in the Control Room and the FSM's office. All personnel must use only the latest approved version.

1.9 Emergency Support Services

Emergency contacts (Appendix C) include local police, fire, and EMS. FCC will coordinate with the local fire department to review procedures and update them as needed. Records of this communication will be maintained, including:

- Date/time
- Communication method (email, phone, letter)
- Agency and FCC participants
- Topics and outcomes

1.10 Planning and Preparation

Preparedness measures include:

- Clearly marked exits and posted evacuation routes
- Designated assembly and shelter locations
- Unobstructed access to emergency equipment
- Employee training and participation in drills

1.11 Training

All facility personnel will be trained on:

- Emergency scenarios and reporting procedures
- Roles and responsibilities
- Evacuation routes and shelter areas
- First aid and AED locations
- How to access EAP documents and further information

Training will occur upon EAP issuance, annually, and as needed after revisions or performance gaps. Documentation will be maintained.

1.12 Emergency Drills

Annual emergency drills are required for all employees and may involve the entire facility or specific departments. When possible, drills will include local emergency agencies. Each drill will be evaluated, and a report will be developed with lessons learned and action items, which are to be reviewed by the FM and retained by the FSM.

1.13 Contractors and Visitors

All contractors must report to the Control Room and sign in/out. The Shift Supervisor is responsible for tracking contractor presence. Visitors must check in at the front desk and remain with their host unless directed otherwise. All must receive briefing materials upon arrival.

1.14 Additional Information

For questions or additional information about this EAP, contact the Facility Safety Manager.

2.0 General Emergency Information and Procedures

This section outlines general emergency response protocols to be followed by Pinellas WtE Facility personnel in the event of an emergency.

2.1 Emergency Coordinator (EC)

The Shift Supervisor or most senior FCC management representative on duty shall assume the role of Emergency Coordinator (EC) and take charge of the emergency response, within the limits of their training. If a contractor or visitor identifies an emergency, they may respond to medical incidents or incipient-stage fires if appropriately trained; all other emergencies must be managed by FCC personnel.

The EC is responsible for:

- Communicating response actions to those at the scene and to Control Room Operators (CROs).
- Remaining in charge until relieved by another qualified person

2.2 Notification by External Agencies

If notification of an emergency comes from a federal, state, or local agency, the receiving party must document:

- Name and title of the caller
- Contact information
- Nature and details of the situation
- Time of notification

2.3 Internal Reporting of Emergencies

Any individual who identifies an emergency shall notify the Control Room immediately and provide:

- Name, employer, title, and contact information
- Location, type, and magnitude of the emergency
- Answers to any immediate questions posed by the CRO or Shift Supervisor

The CRO will then announce the emergency via radio and the facility's public address system.

2.4 Facility-Wide Notification

Emergency communications will be directed by the EC using:

- Public address system
- Two-way radios
- Telephones
- Face-to-face communication

2.5 Contacting Emergency Services

Emergency services (police, fire, medical) shall be contacted from the Control Room by dialing 911. Emergency contact details are provided in Appendix A.

2.6 Notification of Off-Duty Personnel

Off-duty personnel will be contacted by phone under the direction of the EC. The EC may assign a team member to support outreach using the site phone list available in the Control Room.

2.7 Regional and Corporate Notification

The Facility Manager (FM) or Facility Safety Manager (FSM) will notify regional and corporate contacts, as necessary.

2.8 Notification of Family Members

The FM will determine when and how to notify employees' family members, if required.

2.9 Emergency Control Center

The Emergency Control Center (ECC) is the facility's command post during an emergency. It is used to coordinate response activities, manage communications, and interface with external responders and the media.

- **Primary ECC Location:** Control Room
- **Responsibilities:** Personnel coordination, damage assessment, resource allocation, and media control

All inquiries shall be routed through the ECC.

2.10 General Evacuation Plan

An accurate record of on-site personnel is essential during an evacuation. Sign-in systems used to track personnel include:

- Contractor sign-in sheets
- Visitor sign-in logs
- LOTO/confined space permits
- Shift schedules

2.10.1 Declaring an Evacuation:

- The Shift Supervisor responds to the scene and alerts the EC.
- The EC determines whether evacuation is necessary and issues the order.
- The CRO announces the evacuation via radio (Channels 1–4) and the PA system.

2.10.2 During Evacuation:

- All personnel report to designated assembly points:
  - Front of the Classic Admin Building
  - Back gate between Maintenance Shop and Warehouse
- Essential FCC staff will be assigned to assist emergency vehicles at the entrance.
- The EC is responsible for confirming all personnel are accounted for using logs and schedules.

2.10.3 Post-Evacuation:

- Public safety officials (e.g., fire or police) assume Incident Command upon arrival.
- The EC coordinates with the Incident Commander and communicates instructions to personnel.

2.10.4 Critical Operations:

Certain roles may require staff to remain during an evacuation:

Work Area	Assignment	Personnel
Crane Pulpit	Fire cannon control	Crane/Aux Operator
Control Room	Breaker trips, turbine shutdown	Control Room Operator
Fire Pump House	Start/monitor fire pump	Aux Operator (as assigned)

Personnel must have EC approval to remain. If unsafe, they must notify the EC and evacuate.

2.10.5 "All Clear" Declaration:

Issued by the EC via radio, PA system, or in-person at assembly points once the facility is deemed safe.

2.11 Evacuation Routes and Assembly Locations

All personnel must know:

- Escape routes
- Assembly locations
- Shelter-in-place zones

2.11.1 Evacuation Locations:

- Location A: In front of the Classic Admin Building
- Location B: Back gate (between warehouse and Maintenance Shop)

Elevators and man-lifts must not be used.

Personnel accountability shall be verified using sign-in/out logs. The Shift Supervisor will report headcounts to the EC.

2.12 Personnel Responsibilities During Evacuation

- **EC (FM):** Directs all response efforts
- **CRO:** Secures the facility if time permits; brings Control Room log and contractor log to assembly point
- **Auxiliary Operator:** Assists in shutdown; evacuates per EC direction

2.13 Injuries and Medical Emergencies

2.13.1 Reporting:

All injuries must be reported to the Shift Supervisor and the FSM. Emergency services shall be called if needed.

2.13.2 First Aid Center:

Located in the Shift Supervisor's Office. Not equipped for serious injuries—EMS must be contacted when appropriate.

2.13.3 AEDs:

- Control Room
- Water Lab

2.13.4 General Response:

1. Ensure scene safety
2. Alert Control Room with emergency details
3. Stay with the victim if safe
4. Provide aid within training limits
5. Use PPE; avoid contact with bodily fluids
6. Begin incident report once stable

2.13.5 OSHA Notification:

- Fatality or 3+ hospitalizations: Notify OSHA within 8 hours
- Hospitalization, amputation, or eye loss: Notify OSHA within 24 hours
- Notification made by FM or FSM

2.14 Employee Center

Designated safe area for unassigned/off-shift personnel:

- **Location:** War Room / Break Room
- **Responsibilities:** Sign-in/out, task assignment, staging
- Managed by EC-designated personnel

The Employee Center is not a shelter for employee families.

2.15 Traffic Control

Traffic patterns must be maintained unless adjusted by the EC. The EC will direct emergency vehicle access and internal traffic flow.

2.16 Press and Media

- Media are not permitted on-site.
- Any press inquiries must be handled by the FM or designee.
- Designated Press Center: Conference room in the new administrative building

2.17 Regulatory Inspections

Follow FCC Safety Procedure No. 2. Regulatory representatives shall be escorted to the Classic Admin conference room to meet with the FM and FSM.

2.18 Ending the Emergency

Before clearing an emergency, the EC must confirm:

- All threats have been mitigated
- Victims have been treated or transported
- Adequate staffing is restored
- Facility operations are stable

The EC will communicate the "All Clear" and coordinate follow-up actions.

2.19 Investigation and Reporting

A post-incident report shall be developed by the FSM, with input from Essential Personnel, and reviewed by the FM. The report shall include:

- Event date, time, and location
- Type and severity of emergency
- Impact to people, equipment, and environment
- Response actions
- Lessons learned and recommended improvements
- Close-out timeline

The **Event Notification Form** is provided in Appendix D. Areas involved in the incident shall be secured for investigation, and employees instructed not to disturb the scene.

3.0 Specific Emergency Information and Procedures

This section outlines specific emergency procedures to be followed by employees at the Pinellas WtE Facility in response to likely emergency scenarios, including:

- Fire
- Severe Weather and Natural Disasters
- Hazardous/Non-Hazardous Material Release/Spill

- Radioactive Waste
- Utility Failure
- Confined Space Rescue
- Workplace Violence
- Hostile Intruder
- Bomb Threats/Threatening Calls

3.1 Fire

Fire types most likely at the facility include fuel-fed and electrical fires. Each requires distinct response strategies:

3.1.2 Fuel-Fed Fires

- Isolate the fuel source (e.g., shut off pumps/valves) if safe.
- Let gas bottles burn out if clearing the area is safer.

3.1.3 Electrical Fires

- De-energize affected systems.
- Use CO2 or dry chemical extinguishers as a last resort.
- FCC personnel should not attempt to fight switchyard fires.

3.1.4 Fire Classification

- *Incipient Fire:* Manageable with portable extinguishers or hoses.
- *Major Fire:* Requires breathing apparatus or full protective gear.

3.1.5 Fire Classes

- *Class A:* Ordinary combustibles (wood, paper, cloth)
- *Class B:* Flammable liquids/gases (gasoline, propane)
- *Class C:* Energized electrical equipment
- *Class D:* Combustible metals
- *Class K:* Cooking oils and greases

3.1.6 Fire Hazards at Pinellas WtE Facility

- Municipal solid waste
- Fuel/oil storage
- Compressed gas cylinders
- Flammable storage cabinets

3.1.7 Fire Control Equipment

- Fire alarms, cannons, hoses, extinguishers
- Sprinklers and hose stations
- Annunciator panel in the Control Room

3.1.8. Procedures – Incipient Fire at the Scene:

- Notify Control Room with location/severity
- Isolate fuel if safe
- Fight fire if trained and equipped
- Maintain communication with CRO

3.1.9 Control Room:

- Announce fire and notify FM/FSM
- Coordinate with Shift Supervisor for escalation

3.1.10 Shift Supervisor:

- Take command, assess need for escalation
- Oversee re-flash fire watch and clean-up

3.1.11 Procedures – Major Fire

- Evacuate and alert personnel
- Control Room to call 911 and shut down nearby equipment
- Shift Supervisor assumes EC role, may initiate evacuation
- Fire Department assumes incident command

3.2 Severe Weather and Natural Disasters

Includes high winds, flooding, tornadoes, hurricanes.

3.2.1 Preparedness Measures:

- Secure equipment, scaffolding, and laydown areas
- Review shutdown procedures
- Supply emergency materials
- Send Essential Personnel home to prepare

3.2.2 Shutdown Trigger:

- Hurricane Warning and sustained winds ~50 mph

3.2.3 Post-Event:

- Full facility inspection
- Coordination with IT for server backups

3.3 Utility Failure

Actions:

- EC investigates cause
- Do not reset relays or energize systems without EC approval
- Follow lockout/tagout and stepwise restart procedures
- Notify all relevant parties

3.4 Hazardous/Non-Hazardous Material Release/Spill

Defined in the Spill Prevention, Control, and Countermeasure (SPCC) plan and Stormwater Pollution Prevention Plan (SWPPP) (Appendix E). SDS information is available online.

3.4.1 Spill Types:

- *Major:* Cannot be contained, spreads beyond paved surfaces, exceeds SPCC thresholds
- *Minor:* Can be safely managed by trained staff

3.4.2 Minor Spill Procedures:

- Notify Control Room
- Stop and contain spill if trained and safe
- Don proper PPE
- Clean per SDS; communicate with CRO

3.4.3 Major Spill Procedures:

- Notify Control Room; identify as "major"
- CRO announces via radio/PA
- CRO contacts emergency agencies and Environmental Specialist

- EC coordinates with responders and oversees cleanup

3.4.4 Chemical Contact Procedures:

- Use eyewash/shower for 15 minutes
- Report to Shift Supervisor

3.5 Radioactive Materials

Incoming waste is screened for radiation at the scale house. Detected loads are rejected.

3.6 Confined Space Rescue

Rescue plan and confined space inventory in SP No. 16 and Appendix G.

3.6.1 Refuse Pit Rescue:

- Only Emergency Services enter pit
- Secure cranes and stop dumping
- Notify emergency agencies via 911
- Use ladder or man basket for conscious victims
- Maintain PPE and fall protection

3.7 Workplace Violence

Includes threats, physical violence, harassment, or intimidation.

3.7.1 Report Immediately:

- To supervisor or Human Resources
- Or via anonymous hotline (The Network: 800-241-5689)

3.7.2 Warning Signs:

- Sudden anger, withdrawal, paranoia, talk of violence, weapon fascination

3.8 Hostile Intruder / Active Shooter

3.8.1 Response Options:

- *Run:* Evacuate if safe
- *Hide:* Find secure hiding location, silence devices
- *Fight:* As last resort, disrupt shooter

3.8.2 When Law Enforcement Arrives:

- Stay calm, keep hands visible, avoid sudden movements

3.8.3 Post-Event:

- Detailed report by FM and Crisis Management Team

3.9 Bomb Threats / Threatening Calls

3.9.1 Initial Call Response:

- Stay calm, keep caller talking
- Notify Shift Supervisor discreetly
- Record details

3.9.2 Control Room:

- Call 911
- Notify FM and FSM

3.9.3 Shift Supervisor/EC:

- Secure facility, coordinate with emergency agencies
- Decide on evacuation
- Resume operations only after all-clear

3.9.4 Mail or Physical Threats:

- Secure evidence for law enforcement

4.0 Flood Emergency Response Plan (FERP)

4.1 Purpose

This Flood Emergency Response Plan (FERP) outlines the actions to be taken before, during, and after a flood event to minimize property damage and business interruption. With adequate preparation, the impacts of flooding can be substantially mitigated. The FERP should be reviewed and updated annually to ensure its continued effectiveness.

This plan considers flood scenarios up to the **Moderate Hazard 0.2% annual chance (500-year)** flood event, including evaluation of potential depth, duration, and impact based on predictive models and local floodplain data.

4.2 Site-Specific Flood Hazard Overview

Flood risks at the Pinellas WtE Facility are unique due to its location, elevation, protective infrastructure, and proximity to Tampa Bay. Key site-specific hazard details are outlined below:

- **Primary Flood Source:** Old Tampa Bay (Tidal)
- **FEMA Flood Zone:** Shaded Zone X
- **Base Flood Elevation (100-year):** 9 ft. NAVD88
- **500-year Flood Elevation:** 12 ft. NAVD88

The entire 730-acre site is protected by a **soil-bentonite clay slurry wall**, constructed in 1984, designed to contain all stormwater runoff. This wall:

- Ranges in elevation from **11.2 ft. to 15 ft. AMSL**
- Is maintained by **Pinellas County** per **Florida Department of Environmental Protection (FDEP) requirements**
- Is expected to prevent flooding during a **100-year event** (9 ft. NAVD88)
- May be overtopped during a **500-year event**, potentially allowing up to 3 ft. of water into certain low-lying areas

4.2.1 Flood Impacts by Scenario:

Flood Event	Flood Elevation (NAVD88)	Site Impact
100-year	9 ft	No water entry expected; no business interruption
500-year	12 ft	Minor building flooding; limited access to portions of site; inaccessible for several days due to surrounding street flooding

4.2.2 Triggering Event:

- A tropical storm or hurricane will be the primary catalyst for flood conditions.

4.2.3 Advance Warning Period:

- Typically, **2–3 days** through National Weather Service Hurricane Watch/Warning alerts.

4.2.4 Site Elevation Details:

- **Lowest ground elevation:** 9.74 ft NAVD88
- **Water intrusion is not expected** inside buildings during a 100-year event.
- **Access limitations** expected during a 500-year event.

4.3 Critical Monitoring Points – Water Entry Risk

The following areas represent potential water entry points during significant flood events and must be monitored closely:

Building / Area	Opening Elevation (NAVD88)	Notes
Diesel Fire Pump Building	9.0 ft	Diesel pump is elevated 2 ft above floor; fire control panel has a 4” curb
Control Room / Main Admin	10.2 ft	Slightly elevated slab; sensitive electronics inside
Turbine Generator (TG) Room	9.5 ft	Equipment is on raised platforms; TG floor drains may allow water entry
Maintenance Shop	9.4 ft	Roll-up doors could allow water intrusion; critical tools and inventory
Electrical Substation	9.0 ft	Ground-mounted transformers; sensitive equipment at risk
Switchyard Access Gate	9.2 ft	Main ingress for utility; low point on property perimeter
Ash Loadout Bay	9.1 ft	Pits may collect runoff; access ramp is a potential low point
Waste Pit / Tipping Floor	9.8 ft	Tipping floor drains to bunker; flood could enter bunker through drains
Water Lab / Chemistry Room	9.6 ft	Contains sensitive lab instruments; located near site perimeter
Underground Utilities Vaults	Varies (approx. 8.5–9.0 ft)	Cable vaults and stormwater infrastructure prone to backflow or intrusion

Note: Any elevation at or below 10.0 ft NAVD88 should be considered vulnerable under 500-year flood conditions. These areas should be prioritized for protection measures such as temporary flood barriers, sandbagging, and equipment relocation in the lead-up to a major weather event.

5.2.4. E. DRAFT RESIDUE MANAGEMENT PLAN

1. Introduction

This Residue and Recovered Materials Management Plan outlines FCC Environment's strategy to effectively manage all Residue generated by the Facility's combustion and ash-handling processes. It includes protocols for material separation, recovery of Ferrous and Non-Ferrous Metals, Residue testing, material handling, load-out, transportation, marketing of Recovered Materials, and response procedures during operational upsets. This Plan ensures compliance with the Service Agreement, Schedule 2 Performance Guarantees, and all Applicable Laws.

1.1. Purpose of Residue Management Plan

The purpose of this residue material management plan is to provide the basic procedures for handling, storing, and transporting residue waste generated at the facility, while maintaining regulatory compliance and also minimizing the environmental impact of residue materials.

1.2. Overview of Facility

The facility is a highly automated Energy-from-Waste plant that operates 24-hours a day, seven days a week. Located at 3001 110th Ave North, St Petersburg, FL 33716, industrial properties border the facility on all sides, and include:

North of the facility – Pinellas solid waste offices and entrance to the landfill.

North, West & South of the facility – Pinellas County Landfill.

East of the facility – A roadway bordered by solid waste retention pond

Northeast of the facility – Pinellas County Water Treatment Plant.

2. Residue Generation and Characterization

2.1. Description

Residue generated post-combustion primarily consists of bottom ash, fly ash (if not managed separately), unburned materials, and recoverable metals. Residue is conveyed from the boiler and air pollution control systems to the enclosed Residue Storage and Processing Building.

2.2. Particle Size Separation

Primary Objective: Separate Residue into plus five (5) inch and minus five (5) inch fractions.

Technology: Vibrating screens and rotary drum separators to facilitate efficient separation.

3. Metals Recovery Operations

2.3. Ferrous Metal Recovery

Technology: Overbelt magnetic separators for both plus and minus 5-inch material.

Storage: Mixed ferrous metals stored in sealed bunkers within the Residue Storage and Processing Building.

2.4. Non-Ferrous Metal Recovery

Technology: Eddy current separators for recovery of aluminum, copper, and other non-ferrous metals.

Storage: Segregated bunkers for non-ferrous materials within the same enclosed structure.

3. Handling and Storage of Residue

3.1. Normal Operations

- All Residue handling occurs within the enclosed Residue Storage and Processing Building.
- Residue is stored in designated areas according to its separation status.

3.2. Contingency Storage

- If the size separation system is down >4 hours, unsorted Residue is stored separately.
- Notice is immediately given to the County per Section 3.21(b) of the Service Agreement, and plans are coordinated for:
    - Separate truck loading for landfill disposal
    - Or reinsertion of Residue prior to an entry point to the plus five (5) inch particle size separation system

3.3. Health and Safety Measures

- Inspections of residue storage areas
- PPE requirements.
- Staff training on residue handling and transfer operations
- Refer to applicable sections of the Emergency Action Plan or Emergency Response Plan

4. Testing and Monitoring

4.1. Testing Protocols

- *Frequency:* Monthly composite sampling of Residue and metals fractions
- *Parameters*: Heavy metals, leachability (TCLP), moisture, calorific value (if reused)
- *Objective*: Ensure compliance with RCRA and state waste classification laws

4.2. Environmental Monitoring and Control Protocols

Air and water quality monitoring. Refer to Air Monitoring/Testing plan, Wastewater monitoring plan, and Stormwater Pollution Prevention Plan (SWPPP)

Spill response protocols

Regular inspections and reporting.

5. Load-Out and Transport

5.1. Internal Transfer

- Automated conveyors deliver Recovered Materials to load-out stations within the enclosed facility.

5.2. Off-Site Transport

Residue for disposal: Loaded into County-provided trucks

Recovered Materials: Delivered during Receiving Time using:

- Buyer-arranged transport
- Or Contractor-arranged logistics (with cost detail provided in monthly invoice)

5.3. Transport Monitoring and Tracking Systems

- Weigh stations
- Manifests

6. Disposal Plan

6.1. Approved disposal sites and facilities.

- Name and address of Residue disposal site
- Proof of site permitting under Applicable Law

6.2. Contingency plans for emergency situations.

- Refer to applicable sections of the Emergency Action Plan

7. Recovered Materials Marketing Strategy

7.1. Market Identification and Qualification

Maintain an updated database of domestic and international buyers

Conduct quarterly market assessments to identify price, purity standards, and volume requirements

7.2. Sales Strategy

- Prioritize buyers offering:
  - Highest Net Revenues
  - Environmentally responsible disposal of residuals
  - Stable financial history

7.3. Contracts and County Approvals

- For each buyer or broker, submit:
  - Name and address of Residue disposal site
  - Proof of site permitting under Applicable Law
- County approval required within five (5) Days

8. Revenue Management and Reporting

8.1. Financial Handling

- Invoice buyers promptly upon delivery
- Provide payment documentation to County within two (2) Business Days of receipt

8.2. Monthly Reporting

- Per Schedule 6 (Reporting Requirements) of the Service Agreement: Include recovery volumes, contamination levels, market pricing, transportation costs, and Net Revenue allocations
- Notify County of any delinquent payments and escalate collection actions appropriately

9. Quality and Contamination Control

- Implement visual inspection and sensor-based sorting at the separator output
- Regular cleaning of conveyor belts and bunkers to prevent cross-contamination
- Staff training on source separation, quality thresholds, and contamination mitigation

10. Uneconomic Market Conditions

- Notify County promptly if recovered metal markets result in a loss
- Await County instruction to:
  - Pause marketing and store metals
  - Continue marketing with County subsidizing up to $50,000 annually
- Excess materials stored beyond bunker capacity will be transported/disposed by County

11. Budget and Resource Planning

- Financial projections for residue management
- Resource allocation (e.g., personnel, equipment)
- Cost-benefit analysis of management strategies

12. Continuous Improvement and System Enhancements

- Maintain preventive maintenance schedules to ensure system uptime
- Propose upgrades under Section 10.2 of the Service Agreement as needed to enhance recovery rates
- Evaluate advanced technologies (e.g., AI-assisted sorters, near-infrared spectroscopy) annually

- Training programs for staff

13. Compliance and Recordkeeping

- Retain records of all transactions, testing, maintenance, and communications for minimum five (5) years

Make records available to County upon request or during

5.2.5. F. DRAFT HAZARDOUS WASTE CONTINGENCY PLAN

1. Purpose

This Hazardous Waste Contingency Plan (HWCP) outlines the procedures FCC shall implement in the event that solid, liquid, or gaseous **Hazardous Waste** or **suspected Hazardous Waste** is detected at the Facility. The plan is designed to:

Protect the health and safety of personnel and the public.

Prevent unauthorized processing or contamination of Facility infrastructure from hazardous wastes.

Comply with all Applicable Laws including RCRA, TSCA, and local regulations.

Ensure coordination with the County's Authorized Representative for rapid, appropriate response and resolution.

2. Definition of Hazardous Waste

For purposes of this Plan, "Hazardous Waste" includes:

Any waste defined as hazardous under the Resource Conservation and Recovery Act (RCRA), Toxic Substances Control Act (TSCA), or the Atomic Energy Act.

Any material declared hazardous by a Governmental Authority due to risks to health or Facility operation.

Any substance treated as hazardous under Applicable Law.

3. Scope and Applicability

This Plan applies to all Facility areas where municipal solid waste (MSW) is received, processed, stored, or transported, including but not limited to:

Tipping floor

Refuse storage pit

Conveyor lines

Residue and ash processing systems

Metal recovery areas

Vehicle staging and scale house areas

4. Responsibilities

Role	Responsibility
Traffic Control Director	Oversees inbound waste inspection and directs vehicle staging
Authorized Representative	Coordinates incident response and communicates with County
Shift Supervisor	Executes isolation, safety, and communication procedures
Operations Team	Supports material containment and area security
County Representative	Receives notifications, approves cleanup/disposal if required

5. Detection Procedures

5.1. Visual Inspection

All incoming loads shall be subject to visual inspection at the scale house and on the tipping floor for signs of:

Unlabeled drums or containers

Chemical odors or vapor emissions

Reactive, corroded, or brightly colored waste

Signs of radiation, combustion, or volatility

5.2. Random Load Screening

Select loads may be subject to:

Radiation scanning

Manual probing

Chemical sniffers (if installed)

6. Emergency Response Protocol

6.1. Initial Containment

Upon detection or suspicion of Hazardous Waste:

1. **Stop all activity** in the affected area.
2. **Isolate and secure** the waste using cones, tape, or barricades.
3. Instruct the driver to remain onsite (if safe to do so).
4. Evacuate and cordon off area if fumes or instability are present.

6.2. Notification

Immediate oral notice to County's Authorized Representative (no more than 1 hour).

Notification includes:

Description of the material

Hauler and vehicle ID

Time and location of discovery

Actions taken

Written notice to be provided **within 3 hours** of discovery.

6.3. Identification

Contractor will make all reasonable efforts to identify:

The hauler or generator responsible

The waste origin, based on manifests, vehicle logs, or observation

Relevant DOT or EPA identification markings

6.4. Specific Procedures

Spills: Containment procedures using absorbents, barriers. Refer to facility's Emergency Action Plan.

Fires: Use of firefighting equipment, evacuation. Refer to facility's Emergency Action Plan.

Explosions: Immediate evacuation, firefighting, containment. Refer to facility's Emergency Action Plan.

7. Removal and Disposal

7.1. If Hauler Identified

Hauler is directed to remove and properly dispose of material at their cost.

Documentation must confirm lawful transport and delivery to a permitted Hazardous Waste facility.

7.2. If Hauler Cannot Be Identified
County is notified to assume responsibility for:
Engaging a licensed Hazardous Waste hauler
Coordinating transportation to a permitted hazardous waste disposal site
Payment of all associated charges
7.3. Documentation
All removal activities are logged, including:
Waste profile
Photographic evidence
Transportation manifest
Disposal confirmation
8. Refusal and Rejection Procedure
If Hazardous Waste or Prohibited Waste is delivered:
1. **Refuse acceptance** at scale or tipping floor (if safe).
2. **Issue oral report** to County within 1 hour.
3. **Provide detailed written report** to County within 3 hours, including:

Vehicle license number
Hauler and generator (if known)
Description of waste
Time and location
Containment and security measures taken
9. Personal Protective Equipment (PPE)
Required PPE:
Respirators, chemical-resistant suits, gloves, safety goggles.
Availability:
Strategically located throughout the facility. See attached facility map.
Training:
Regular sessions (annually or following any incident) on PPE use and maintenance.
10. Medical and First Aid Procedures
First Aid Protocols:
Immediate aid for chemical exposure, burns, injuries.
Emergency Medical Facilities:
Contact and coordination with local hospitals (e.g., [Name of hospital]).
Location of Medical Supplies:
Locations of first aid kits and emergency medical stations.

11. Decontamination Procedures
Decontamination Process:
Steps for personnel and equipment decontamination.
Use of decontamination stations and materials.
Disposal of Contaminated Materials:
Proper packaging and disposal.
Documentation and tracking of waste.

12. Spill Control and Clean-Up

Containment Techniques:

Use of absorbents, booms, and barriers.

Clean-Up Process:

Safe collection and disposal of spill materials.

Restoration of affected areas.

Documentation:

Incident reports and spill documentation.

13. Fire Prevention and Response

Fire Prevention Measures:

Storage guidelines for flammable materials.

Regular inspection and maintenance of firefighting equipment.

Response Procedures:

Immediate notification and suppression efforts.

Coordination with local fire departments.

Evacuation of personnel. Refer to facility's Emergency Action Plan.

14. Regulatory Compliance and Reporting

Compliance:

Adherence to EPA, OSHA, and Florida regulations.

Record-Keeping Requirements:

Keep detailed records of hazardous waste incidents.

Reporting Procedures:

Timely reporting to regulatory agencies (FDEP, FDOH, etc.).

15. Training and Preparedness

All scale operators, tip floor staff, and operations supervisors are trained annually on:

Waste recognition

Emergency containment

Communication and reporting protocols

Use of PPE and hazard signage

Tabletop drills conducted semi-annually with mock hazardous waste scenarios

Evaluation and feedback for continuous improvement.

16. Plan Maintenance and Review

Reviewed and updated annually or following any incident involving Hazardous Waste

Updated Plan submitted to County within 30 days of significant change or County request.

Update Plan to incorporate lessons from drills and incidents and adoption of new technologies and practices.

5.2.6. I. PLAN FOR TRANSFERRING THE MAINTENANCE COST HISTORY DATA BASE INTO SYSTEM.

INFORMATION MANAGEMENT SYSTEM

FCC will establish an Information Management System (IMS) from the Commencement Date to record all data and information relating to the Contractor's delivery of the Service Agreement. FCC's Central Support Services IT Team and compliance team will begin the development of the IMS on, or shortly following, the Contract Date, and will liaise with the County's Authorized Representative during the Transition Period to determine the methods by which information will be exchanged between the Parties. FCC will invite the County to provide feedback on the proposed system with refinements to the IMS design accommodated wherever possible.

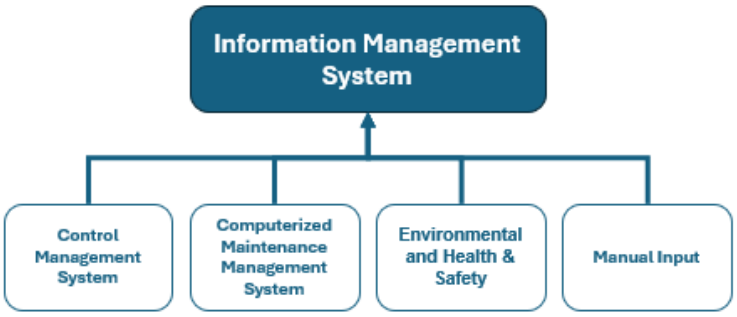

All data pertaining to the delivery of the Services Agreement shall be consolidated within the IMS which will include inputs from:

- Control monitoring systems used to manage the operation of the Facility processes including boiler and furnace control, flue gas treatment, and the emissions monitoring system;
- Computerized Maintenance Management System used to record all maintenance information including maintenance plans, work orders, spare parts inventory, the maintenance cost history;
- EHS System used to record, track, schedule and audit the details and steps required for Environmental and Health & Safety incidents, near misses, legal compliance audits and more.
- Manual sources including all other documents and procedures necessary to deliver the Service Agreement as well as any other information provided to FCC by the County.

The IMS will be used to produce all reports as specified within Schedule 6 (Reporting Requirements) of the Service Agreement, and shall include, as a minimum:

- Performance monitoring data – including total steam generation for each boiler, average steam capacity utilization for each boiler, gross and net electricity generation for each turbine-generator;
- Facility performance data – availability performance for all aspect of the Facility, reagent and other consumables levels and consumptions;
- Residue management and performance – including performance of the residue processing equipment and volume of residue, ferrous metals, and non-ferrous metals recovered;
- Details of any health and safety incidents, accidents, and near misses; and
- All Waste operations and Waste flows – including Solid Waste received, Non processible Waste received and rejected, and Pit inventory of Processible Waste.

All other information required to deliver the Services Agreement shall be stored within the IMS including:

- All contractual documentation including the Service Agreement and its various Schedules.
- The O&M manuals, Contractor's Risk Assessments and Operational Method Statements/Safe Systems of Work, and all other plans as necessary.
- Subcontractor information including onboarding documentation; and
- Historic maintenance reporting information including annual outage reports.

FCC shall ensure that the IMS is maintained in accordance with Good Industry Practice. The IMS will be in place and audited prior to the Commencement Date. The systems will be updated as required during the Term to take account of relevant advancements in technology and to avoid obsolescence.

TRANSFER OF MAINTENANCE DATA

On, or shortly following, the Contract Date, FCC shall request that the County's Authorized Representative facilitate a direct conversation between FCC and prior contractor to begin the process of data transfer in advance of the Commencement Date. FCC will determine at the earliest opportunity the computerized maintenance management system (CMMS) software that the prior contractor utilizes for data management onsite to determine if a license for the continued use of the system can be procured and, assuming a license can be purchased, if the system is desirable to FCC. Where available for purchase, FCC shall consider acquiring a short-term license with a view to potentially replacing the system following the Commencement Date should a more consistent approach in line with FCC's WtE fleet be preferred.

In the event that a license cannot be procured, and the prior contractor's CMMS cannot be utilized, the following alternative strategy will be implemented.

FCC will seek confirmation from the prior contractor as to the format in which historic data can be transferred. Concurrently, FCC will tender for a new, suitable CMMS to be implemented from the Commencement Date. This would likely be the CMMS system currently used by FCC's WtE fleet at the time. As part of the tender process, FCC will seek to tailor the new system such that it will be capable of assimilated data in the format that the prior contractor has confirmed that they will be able to provide it in.

FCC will request copies of all existing operations and maintenance (O&M) manuals including any changes/refinements to the O&M manuals that have been proceduralized by the prior contractor. In addition, FCC will request all historic maintenance information up to one (1) calendar month before the anticipated Commencement Date, including activities, costs, work orders, and asset data. As soon as the CMMS system has been procured, FCC will populate it using the information provided by the prior contractor.

[FCC will request in the event the existing CMMS system can or cannot be utilized that the prior contractor will give permission to the software provider to migrate required data to the FCC version of the software the day immediately prior to commencement. After the commencement day a hardcopy work orders will be produced until the FCC version has gone live and then reentered onto this software. This outstanding information will be migrated into FCC's new CMMS promptly on receipt, allowing FCC to generate work orders via its own system, replacing the need for reliance on the hard copies.

5.2.7. H. PLAN FOR KEY EQUIPMENT, ROLLING STOCK AND OTHER TOOLS

PROCUREMENT OF KEY EQUIPMENT, ROLLING STOCK, AND OTHER TOOLS

Key Equipment

FCC would request that 1 month prior to the commencement date that an FCC representative along with a county representative and the prior contractor representative conduct a stock take of all key equipment listed in schedule 16A and B on site to ensure minimum quantities are being maintained. If some key equipment is found to be out of stock or not to the required minimum quantities then FCC would expect the prior contractor to have either already or in the process of procurement of that equipment identified, including the estimated lead time. It would also be expected that if the lead time for such equipment is beyond the commencement date that the prior contractor would remain liable for the cost when the equipment is receipted on site.
A further key equipment stock list would be requested from the prior contractor within one week prior to the commencement date. This approach would ensure that FCC has all the key equipment required to maintain the operation of the plant and conduct repairs/replacements where needed without exposing the facility to long risk periods.

Effective on the Commencement Date, FCC will assume custody of the Facility, all Spare Parts and Equipment, and shall be responsible for maintaining the same to at least the physical inventory and listing in the Required Spare Parts and Equipment List during the Term. Within fifteen (15) Business Days after the Commencement Date and in accordance with Section 3.14 (Facility Spare Parts and Equipment), a joint inspection of the physical inventory of the Facility Spare Parts and Equipment on the Initial Spare Parts List and Initial Equipment List will be conducted by the County's Authorized Representative and the Consulting Engineer, or his or her representatives, or both, FCC's Authorized Representative, or his or her representative.
Within sixty (60) Days after completing the physical inventory, FCC will provide to the County's Authorized Representative a report, relative to the Initial Spare Parts List and Initial Equipment List, identifying:

- Obsolete Spare Parts or Equipment, or both, recommended to be removed from the inventory and such lists;
- Spare Parts and Equipment that either:
  - are not on either inventory list or are recommended to be added to the applicable list;
  - were not present in the physical inventory; or
  - were not present in the recommended quantity,
- Items whose description or condition do not match the Initial Spare Parts or Initial Equipment List; and
- The Estimated Value of the Spare Parts.

The report shall also include a description of the methodology used to assess the condition and value of Spare Parts and Equipment, including any functional testing or third-party evaluations conducted.
Any changes agreed by the County and the Consulting Engineer shall be incorporated and the revised lists shall list the Spare Parts and Equipment. FCC shall procure all Spare Parts and Equipment that the Parties have agreed are required Spare Parts or required Equipment, or both. At all times during the

Term, FCC shall replenish and maintain at the Facility the quantity and types of Critical Spare Parts specified on Schedule 16B (Critical Spare Parts List).

FCC shall maintain a digital inventory of all Spare Parts and Equipment within the IMS, including usage, maintenance history, and replenishment cycles. A change log shall be maintained to document all additions, removals, and modifications to the Spare Parts and Equipment Lists, including justifications and approval dates. FCC shall implement a lifecycle management plan for all Spare Parts and Equipment, including scheduled reviews for obsolescence, compatibility with existing systems, and replacement planning. Any new or replacement parts added to the inventory must be verified for compatibility with existing Facility systems and approved by the County.

Rolling Stock

The requirements for Rolling Stock will be thoroughly evaluated at the start of the Transition Period to ensure the operability and maintainability of the Facility, as well as for carrying out routine and reactive repairs. Based on FCC's current understanding, the following Rolling Stock will be required:

- **Tipping Floor** – Two (2) Front End Loaders;
- **Ash Handling Building** – Two (2) Front End Loaders; and
- **General** – One (1) Telehandler, three (3) Forklifts, one (1) utility vehicle, and two (2) Skid Loaders.

On or shortly after the Contract Date, FCC shall initiate a procurement process to identify potential suppliers for the Rolling Stock required under the Service Agreement. FCC shall request quotations from at least three independent suppliers for each item, including confirmation of lead times and expected delivery dates. All procurement activities shall be documented in a procurement log, which shall be made available to the Client upon request.

Simultaneously, FCC shall request from the prior contractor a complete and accurate list of Rolling Stock currently in operation at the Facility. FCC will also inquire whether the prior contractor is, in principle, open to negotiating the sale of any such equipment. The prior contractor shall respond to this request within ten (10) Business Days of receipt.

Where the prior contractor expresses willingness to negotiate, FCC shall arrange, within five (5) Business Days, an inspection of the available Rolling Stock. The purpose of the inspection shall be to:

- Assess the physical and operational condition of each item;
- Estimate the remaining service life; and
- Verify compliance with applicable safety and regulatory standards.

FCC shall prepare a written inspection report, including acceptance criteria and recommendations, to support any acquisition decisions.

If the Rolling Stock is deemed to be in acceptable condition and meets the Contractor's operational requirements, FCC may enter into good faith negotiations with the prior contractor for the acquisition of such items. Any agreement shall be subject to the prior contractor providing warranties as to title, condition, and fitness for purpose.

If the prior contractor declines to negotiate, if the available Rolling Stock is deemed unsuitable, or if FCC prefers to source from alternative suppliers, orders will be placed with the selected vendors.

Where supplier lead times exceed the anticipated Commencement Date, FCC shall arrange for the temporary lease of Rolling Stock as required to ensure uninterrupted service delivery. FCC shall ensure that any leased equipment meets the same safety and performance standards as permanent Rolling Stock.

Other Tools and Equipment

FCC shall ensure that all working areas, storage spaces, and workshops within the Facility are equipped with the necessary materials, tools, machinery, and lifting equipment required for standard operations, as well as for routine and reactive maintenance.

FCC has extensive experience operating Waste to Energy facilities and understands the tools and equipment needed to manage and maintain the Facility and its Site. Nevertheless, on or shortly after the Contract Date, FCC will request from the prior contractor a complete inventory of tools and equipment currently held at the Facility. This request will also seek confirmation of each item's condition and whether the prior contractor is open to negotiating their sale.

If the prior contractor is willing to engage in such discussions, FCC may arrange an inspection to assess the condition of the listed items. Should any tools or equipment be deemed suitable, FCC may initiate negotiations to acquire them. FCC shall ensure that all tools, machinery, and lifting equipment comply with applicable statutory and regulatory safety standards. FCC shall schedule and document regular inspections, certifications, and maintenance activities in accordance with manufacturer recommendations and legal requirements.

FCC shall conduct a comprehensive gap analysis comparing the existing inventory provided by the prior contractor against operational requirements and industry benchmarks.

FCC will ensure that, by the Commencement Date, Facility personnel have access to a complete and adequate inventory of tools and equipment. It is anticipated that any specialist tools or lifting apparatus essential for operating specific equipment will be available at the Commencement Date. Any additional items required for the delivery of operations will be procured as necessary. FCC shall identify and prioritize procurement of any missing or inadequate items based on their criticality to Facility operations and maintenance.

During the Transition Period, FCC shall establish and maintain a list of pre-approved suppliers and rental providers for the expedited procurement or temporary provision of essential tools and equipment. FCC shall ensure that contingency arrangements are in place to mitigate delays in acquiring critical items.

FCC shall provide Facility personnel with training on the safe and effective use of all newly acquired or unfamiliar tools and equipment. FCC shall ensure that all relevant documentation, including user manuals, safety data sheets, and maintenance records, is readily accessible at the Facility.

Chemical, Reagents and Other Supplies

On or shortly after the Contract Date, FCC will request that the previous contractor confirms the average consumption rates for all chemicals, reagents, and supplies required for the operation and maintenance of the Facility. The prior contractor shall provide this data in a structured digital format (e.g., Excel or CSV), including item descriptions, average monthly usage, and historical delivery lead times.

Following receipt of the consumption data, FCC will initiate a procurement process to identify a range of potential suppliers. Suppliers will be evaluated based on cost, reliability, delivery performance, sustainability practices, and compliance with relevant industry standards. Any supplier change for consumables will be communicated with the county prior to execution of agreements. FCC will determine lead times for the delivery of each item, including maximum payload capacities.

FCC will use the consumption data provided—supplemented by its own industry expertise and operational expectations—to develop a projected supply schedule. This schedule will serve as a

reference for Subcontractors during the tendering process and will also account for contingency stock levels to mitigate supply chain disruptions.

A joint inventory audit shall be conducted by FCC and the prior contractor no later than five (5) working days before the Commencement Date to verify the quantity and condition of all transferred supplies. As of the Commencement Date, the prior contractor shall provide a sufficient quantity of chemicals, reagents, and supplies (including lubricants) to support normal Facility operations and maintenance for a period of no less than twice the lead time of each respective item where site storage allows.

All chemicals, reagents, and supplies must meet the quality standards outlined in the Facility's operational guidelines. Safety Data Sheets (SDS) must be provided for each item. All materials must comply with applicable environmental, health, and safety regulations, including proper labeling and storage instructions.

5.2.8. G. DRAFT PLAN TO COMPLY WITH THE POWER PURCHASE AGREEMENT

In accordance with Section 3.2 (Management, Operation, Repair or Replace and Maintenance) of the Service Agreement, FCC shall produce steam from the Processing of Processible Waste and convert such steam to Electric Energy in an efficient manner so as to reasonably maximize Electric Energy generation and, in any event, at least a level equal to the Electric Energy Recovery Guarantee that meets the requirements for sale to an Electric Utility(ies) or other energy markets.

Furthermore, in accordance with Section 3.27 (Power Purchase Agreement), FCC shall comply in all respects with the County's obligations under any Power Purchase Agreement, Interconnection Agreement, Power Broker arrangement or other processes intended to increase Electric Energy sales revenue, and NERC submittals and requirements. Within sixty (60) Days following the Contract Date (and thereafter within thirty (30) Days after the delivery of any subsequent Electric Energy sales agreement or interconnection agreement to the Contractor's Authorized Representative) FCC shall prepare for the County's Authorized Representative's review and approval, written protocols addressing the means, methods, procedures and notices for (a) securing and maintaining such compliance, (b) communications between the Parties and the Electric Utility(ies), Power Broker arrangement or other processes intended to increase Electric Energy sales revenue and, as applicable, NERC requirements, and (c) the circumstances and mechanisms for securing authorizations from the County's Authorized Representative relative to the Contractor's fulfillment of its obligations under Section 3.27.

The following procedure provides a summary of the intended communications protocol to be established between the Contractor and Electric Utility(ies) or other energy markets to maximize Electric Energy sales revenue. This procedure will be updated following the Contract Date, taking account of any written comments received from the County's Authorized Representative, and agreed in accordance with Section 3.27.1 (Compliance) of the Service Agreement.

Following the [Contract Date/Commencement Date], FCC shall seek to establish contact with the Electric Utility at the earliest opportunity in order to discuss its intentions for operation and management over the coming Billing Year and to take account of any recommendations that the Electric Utility is willing to provide in terms of the periods where Electric Energy sales revenue is anticipated to be at its highest and lowest. FCC will seek to utilize this information to refine its intended program for planned outages, aiming to conduct its planned outages during the period where it is anticipated that Electric Energy sales revenue will be at its lowest.

FCC will subsequently seek to provide further annual updates to the Electric Utility of its intended future program for planned outages so that any changes in anticipated market conditions can be taken account of as relevant.

On an ongoing basis, FCC will provide updates to the Electric Utility at the start of each week as to its estimated projection for Electric Energy for the coming seven (7) days. It is anticipated that the Electric Utility will provide reciprocal information of anticipated projected conditions that might contribute to increased sale rates as and when such information becomes available. To the extent that FCC is not already and/or forecast to be operating at 100% MCR, it will endeavor to utilize this market intelligence to maximize production during peak periods. For example, FCC will manage bunker levels such that it ensures access to adequate stocks of Processible Waste to be able to operate continuously at 100% MCR when Electric Energy sales rates are at their highest.

Where changes occur to the weekly estimated projection for Electric Energy (be that because of, for example, unplanned outages), FCC will notify the Electric Utility as soon as practicably possible. FCC will provide an explanation as to the reason for the change in projected Electric Energy, as well as providing a new projection for the remainder of the period. FCC will provide further commentary to the Energy Utility to advise as to the potential ongoing nature of the variation and, in instances where unplanned outages occur, shall provide details as to the anticipated program for rectification.

SCHEDULE 18

DESIGN AND CONSTRUCTION MONITORING AND REVIEW

Part 1. General

This Schedule 18 sets forth the more detailed design and construction monitoring rights and obligations pursuant to the County's design and construction monitoring rights set forth in Section 10.5 in the Service Agreement for all projects implemented pursuant to Section 10 of the Service Agreement.

Part 2. Work Progress

During the design and construction period for all projects undertaken pursuant to Section 10 of the Service Agreement, the Contractor's Authorized Representative shall prepare and submit to the County's Authorized Representative and the Consulting Engineer by the tenth (10th) Day of each Billing Month a written report addressing all such projects, including an updated project schedule for each project, that contains, or, as applicable, describes.

(a) the status of design, procurement and construction activities;

(b) the status of Permit applications and approvals;

(c) the status of equipment and material deliveries;

(d) the percentage of such Work completed, including the nature of the Work completed

(e) During the design and construction period for each project undertaken pursuant to Section 10 of the Service Agreement, the Contractor shall meet with the County's Authorized Representative and the Consulting Engineer Monthly (or as required).

Part 3. Notices and Monitoring Procedure

The Contractor shall neither be obligated nor permitted by this Schedule 18 to delay any Work (including, but not limited to, procurement and construction activities) undertaken or planned to be undertaken pursuant to the terms and provisions of Section 10 to the Service Agreement; provided, however, that if the Contractor proceeds or causes any Subcontractor to proceed with any Work without allowing the County's Authorized Representative or the Consulting Engineer, or both, at least five (5) Business Days prior written notice for the County's Authorized Representative or the Consulting Engineer, or both, to perform its monitoring services, then the Contractor shall proceed with any such Work solely at its own risk. Timely delivery of a detailed Work schedule by the Contractor's Authorized Representative to the County's Authorized Representative and the Consulting Engineer prior to the commencement of construction shall satisfy such five (5) Business Day notice requirement, provided that, if the Contractor proposes to make any changes to such Work schedule, the Contractor's Authorized Representative shall notify in writing the Consulting Engineer and the County's Authorized Representative at least five (5) Business Days in advance of such proposed change or proceed at the Contractor's sole risk.

The Contractor shall make available to the County's Authorized Representative and the Consulting Engineer the plans, shop drawings, specifications, schedules, critical path analysis and all other documents at any stage of the development of the project(s) prepared in the Contractor's and Subcontractors' ordinary course of business that are reasonably necessary to enable the County's Authorized Representative and the Consulting Engineer to review the design, engineering, procurement, construction, installation and testing in order to assure the County that the Work is being performed in substantial compliance with the applicable amendment to the Service Agreement, the requirements contained in the applicable amendment, and with respect to

projects undertaken pursuant to Section 10.4 of the Service Agreement, the changes approved by the County's Authorized Representative.

Part 3.1. <u>Design Review</u>

The Contractor shall make available to the County's Authorized Representative and the Consulting Engineer all of the design drawings and specifications for the projects. The County's Authorized Representative and the Consulting Engineer shall review and comment on these documents for conformance with the requirements of the applicable amendment to the Service Agreement and with respect to projects undertaken pursuant to Section 10.4 of the Service Agreement, the changes approved by the County's Authorized Representative. The Contractor shall make the design documents for each project available to the County's Authorized Representative and the Consulting Engineer for review and comment as required by the applicable amendment to the Service Agreement at one-hundred percent (100%) completion stage of design for such project. Any drawings released, in whole or in part for construction shall be submitted five (5) Business Days before release. The design documents for review and comment shall include, at a minimum, those specified in the applicable amendment to the Service Agreement for each project. In addition. the Contractor shall provide to the County's Authorized Representative and the Consulting Engineer with respect to each project the following, as applicable:

(1) Summary of required project permits.

(2) Any survey information, including topography which is obtained by the Contractor.

(3) Any geotechnical (soil or subsurface, or both) reports or information or investigation results obtained by the Contractor.

All design documents made available to the County's Authorized Representative and the Consulting Engineer for review pursuant to this Schedule 18, and to which comments are made by the County's Authorized Representative or Consulting Engineer, shall be returned to the Contractor within a reasonable time. Unless otherwise disputed, the Contractor shall address each such comment and proceed with requisite modifications so as to reasonably comply with the requirements of the applicable amendment to the Service Agreement. The Contractor's Authorized Representative shall provide all revisions to the design documents to the County's Authorized Representative and the Consulting Engineer. The County's Authorized Representative or the Consulting Engineer shall, within five (5) Business Days of the County's Authorized Representative's and the Consulting Engineer's receipt of such revisions, advise the Contractor's Authorized Representative in writing of the acceptability of such revisions. The various design reviews, any comments made by the County's Authorized Representative and Consulting Engineer on the plans, specifications, drawings, schedules and the like, or changes made by the Contractor resulting therefrom, shall not relieve the Contractor from any of its obligations under the Service Agreement.

Unless otherwise specified, reasonable time for review and comment by the County's Authorized Representative and the Consulting Engineer under this Schedule 18 shall be defined to mean ten (10) Business Days. Failure by the County's Authorized Representative or the Consulting Engineer, or both, to provide comments to the Contractor within ten (10) Business Days after its receipt of the Contractor's Authorized Representative's documents for review shall constitute a waiver of any comments or objections thereto; provided, however, that if within such ten (10) Business Day period, the County's Authorized Representative or the Consulting Engineer, or both, notifies the Contractor's Authorized Representative in writing that additional review time is

required, a failure of the County's Authorized Representative or the Consulting Engineer, or both, to return such document shall not constitute a waiver unless such failure continue until the expiration of fifteen (15) Business Days after the County's Authorized Representative or the Consulting Engineer, or both's, receipt of the documents to be reviewed.

Part 3.2. <u>Construction Review</u>

The County's Authorized Representative or the Consulting Engineer, or both, shall be the County's agent on the Facility Site during construction. The Contractor's Authorized Representative shall provide the County's Authorized Representative and the Consulting Engineer access to the following information, as applicable, at the Facility Site during construction:

(1) Shop drawings and samples;

(2) Manufacturer's operation and maintenance manuals;

(3) Material test reports;

(4) Shop test reports;

(5) Performance Test Plan;

(6) Any submittals required by the applicable amendment to the Service Agreement; and

(7) All permits and related correspondence received by or from the Contractor and / or permitting authority.

All construction documents provided to the County's Authorized Representative and the Consulting Engineer for review pursuant to this Service Agreement, and to which comments are made by the County's Authorized Representative and the Consulting Engineer, shall be returned to the Contractor's Authorized Representative within a reasonable time. Unless otherwise disputed, the Contractor's Authorized Representative shall address each comment and make the requisite

modifications so as to comply with the requirements of the applicable amendment to the Service Agreement, and with respect to projects undertaken pursuant to Section 10.4 of the Service Agreement, the changes approved by the County's Authorized Representative. The Contractor's Authorized Representative shall provide all revisions to the construction documents to the County's Authorized Representative and the Consulting Engineer. The County's Authorized Representative or the Consulting Engineer, or both, shall advise the Contractor's Authorized Representative in writing within five (5) Business Days of the Consulting Engineer's receipt of such revisions. The various construction reviews and any comments made by the County's Authorized Representative or the Consulting Engineer, or both, on the construction documents shall not relieve the Contractor from any of its obligations under the Service Agreement.

Unless otherwise specified, reasonable time for review and approval by the County's Authorized Representative and the Consulting Engineer under this Part 3.2 shall be defined to mean ten (10) Business Days. Failure by the County's Authorized Representative and/or the Consulting Engineer to provide comments to the Contractor's Authorized Representative within ten (10) Business Days after its receipt of the Contractor's Authorized Representative construction documents for review shall constitute a waiver of any comments or objections thereto; provided, however, that if within ten (10) Business Days after receipt of the documents from the Contractor's Authorized Representative's, the County's Authorized Representative or the Consulting Engineer, or both, notifies the Contractor's Authorized Representative in writing that additional review time is required, a failure of the County's Authorized Representative or the Consulting Engineer, or both, to return such document shall not constitute a waiver unless such failure continues until the expiration of fifteen (15) Business Days after the County's Authorized Representative or Consulting Engineer, or both's, receipt of the documents to be reviewed.

The County's Authorized Representative and the Consulting Engineer shall be notified at least ten (10) Business Days in advance of any planned shop tests and shall have the right to attend and witness such shop tests. The Contractor shall provide a copy of the shop test plans and procedures to the County's Authorized Representative and the Consulting Engineer at the time of notice.

The County's Authorized Representative and the Consulting Engineer's monitoring and review, as set forth above, shall not in any way be construed as relieving the Contractor of any of its obligations, responsibilities or liabilities under the Service Agreement.

Part 4. Revisions to Review and Comment Periods

Notwithstanding the review and comment periods specified in Part 3.1 and 3.2 of this Schedule 18, the Authorized Representatives are authorized to revise, as necessary and appropriate, such review and comment periods to facilitate the Contractor's compliance with its design and construction schedule in each applicable amendment. To the extent both of the Authorized Representatives agree to revisions, if any, they shall formalize such agreement by a written letter executed by such Authorized Representatives and such letter shall serve to revise such review and comment periods. To the extent both of the Authorized Representatives cannot agree on any revision, such disagreement shall be deemed a dispute and subject to dispute resolution in accordance with Section 14 of the Service Agreement.

Part 5. Monitoring Information

The Contractor agrees to make available information reasonably necessary to permit such monitoring activities, and the Contractor's Authorized Representative shall review the design and construction of each project with the County's Authorized Representative and the Consulting Engineer.

SCHEDULE 19

EXTENDED MAINTENANCE PLAN

Overview

The purpose of this Schedule 19, in conjunction with Sections 8.7, 8.8 and 10.6 of the Service Agreement, is to allow the Contractor to perform Extended Maintenance Plan (EMP) Projects in order to maintain the Facility at industry standard performance levels, including for availability, throughput, energy generation, utility and reagent utilization, that can and should be achieved under "normal and customary" operation and maintenance practices in accordance with the Service Agreement, including the Standards of Maintenance and the Performance Guarantees. An EMP Project is any equipment in-kind replacement activity that is (a) non-routine maintenance, (b) involves a component replacement that has a Maximum Project Price of $650,000 or greater, and (c) such component replacement has a service life greater than 5 years in accordance with prudent industry standards and past facility performance data. Excluded from the criteria under item (b) in the preceding sentence is any project that consists of replacing a steam pressure rated component that is part of boiler steam production or recirculation. The Maximum Project Price will escalate annually by an Adjustment Factor as defined in Section 2 and calculated per Schedule 5 or this Agreement. Any such steam pressure component replacement shall be considered an EMP Project. Multiple components cannot be aggregated to create a Project. As set forth in, and in accordance with, Sections 8.7 and 8.8 of the Service Agreement, the County will reimburse the Contractor for the costs of such Projects separately from the Processing Fee.

Without limiting the generality of other applicable provisions of the Service Agreement, all Projects undertaken pursuant to this Schedule 19 shall (a) comply with all applicable Codes and Standards, (b) be designed in accordance with the requirements of Section 10.3 of the Service

Agreement and (c) comply with the design and construction monitoring requirements of Section 10.5 of the Service Agreement.

The listing of EMP Projects as provided in Part A of this Schedule 19 does not indicate or suggest any order of priority or any sequencing of Work. The Contractor shall sequence and schedule the Projects to maintain Facility Performance Guarantees.

This Schedule 19 contains the following two parts:

- **Part A** sets forth a preliminary list of EMP Projects;
- **Part B** attaches the Legacy Punch List Items (Final Ongoing Punch List Items not cured by the Prior Contractor) setting forth noted deficiencies.

Unless otherwise waived in advance in writing by the County's Authorized Representative, the following shall each be provided, in reasonable detail, for each Project as part of the Scope of Work developed in accordance with Section 10.6 of the Service Agreement:

1. Project Name, brief description;
2. Timing and schedule under which the subject Project shall be undertaken and included as revision to the required annual Master Schedule;
3. Maximum Project Price (to be specified for purposes of the Scope of Work), such Maximum Project Price shall reflect the cost of materials to complete the project and where applicable third-party, which is not a subsidiary or company related to the Contractor unless the subsidiary or company related to the Contractor is more advantageous (as approved by the County's Authorized Representative), installation of Project components. Costs incurred by the Contractor for the management and its installation of components is considered included as part of the Processing Fee;

4. Criteria for Project completion and acceptance;
5. Statement of Consequences if the Project is not completed;
6. Business case analysis which shall include, at a minimum, age of components and last replacement date, assessed condition, past maintenance records or other supporting information demonstrating Contractor's adherence to OEM Maintenance standards and the Standards of Maintenance, supporting data that demonstrates adherence to Standards of Maintenance including, but not limited to, UT testing, wear indicators, tolerances, work order maintenance records, Contractor or third party inspection reports, vibration analysis, performance data, and other information as applicable, a description of the benefits expected from completion of the Project, and the anticipated life expectancy of the replacement components; and
7. For Projects that represent new component additions or improvements above in-kind replacement, provide detail describing how the new or improved components will improve operations.

SCHEDULE 19

PART A

EMP PROJECTS

The purpose of this Part A of this Schedule 19 is to provide a preliminary list of EMP Projects identified by the County. The Contractor may identify Projects not provided in Part A by following the procedures outlined above. This list is not intended to be comprehensive, nor should the list be assumed to be required projects. It is the Contractor's responsibility, through their review of facility performance, assessment of facility conditions and other methods available to the Contractor to develop the list of projects to be included in the Master Schedule, as it may be updated, and provide for the Scope of Work and supporting information justifying the projects which are subject to review and approval by the County as part of the Master Schedule in accordance with Section 10.6.

SCHEDULE 19

EXTENDED MAINTENANCE PROGRAM
LIST OF PROJECTS

Project No.	Title	Replaced Date	Est Life (Yrs)	Projected Replacement Date	Description
Stoker Unit 1					
01.150-01	B101 Feedchute Rebuild/Replace	2018.10	10	FY29	From inlet hopper to closure around feed table and boiler and must provide a proper air seal. The water jacket cooled section must be watertight. Replacement in-kind with similar construction and function with original metal thickness for all components. Hardox may be used for construction with cost sharing.
01.160-01	B101 Ash Discharger	20218.10	15	FY32	Discharger unit (two per boiler) from boiler connecting piece to incline discharge chute and all associated parts such as but not limited to operating cylinders, hopper or stoker rams, and related components exclusive of hydraulic power unit.
Stoker Unit 2					
02.150-01	B102 Feedchute Rebuild/Replace	2018.12	10	FY28	From inlet hopper to closure around feed table and boiler and must provide a proper air seal. The water jacket cooled section must be watertight. Replacement in-kind with similar construction and function with original metal thickness for all components. Hardox may be used for construction with cost sharing.
02.160-01	B102 Ash Discharger	2018.12	15	FY31	Discharger unit (two per boiler) from boiler connecting piece to incline discharge chute and all associated parts such as but not limited to operating cylinders, hopper or stoker rams, and related components exclusive of hydraulic power unit.
Stoker Unit 3					
03.150-01	B102 Feedchute Rebuild/Replace	2019.04	10	FY29	From inlet hopper to closure around feed table and boiler and must provide a proper air seal. The water jacket cooled section must be watertight. Replacement in-kind with similar construction and function with original metal thickness for all components. Hardox may be used for construction with cost sharing.
03.160-01	B102 Ash Discharger	2016.01	15	FY33	Discharger unit (two per boiler) from boiler connecting piece to incline discharge chute and all associated parts such as but not limited to operating

Project No.	Title	Replaced Date	Est Life (Yrs)	Projected Replacement Date	Description
					cylinders, hopper or stoker rams, and related components exclusive of hydraulic power unit.
Boiler B101 Pressure Parts					
01.165-01	B101 Furnace upper Rear Wall El. 81' to Header	2018.07	13	FY30	Replace approximate 15' long tubes with 0.070" spiral wound Inconel 625 overlay and membrane tube material. Bottom cut line at approximately elevation 81' up to stub ends from the header.
01.165-02	B101 Furnace Lower Rear Wall	2018.07	18	FY33	Replace approximate 15' long tubes with 0.070" spiral wound Inconel 625 overlay and membrane tube material. Replace from approximate elevation 58' to elevation 73. Cover the lower cut line with tile, Inconel overlay upper cut line.
01.165-03	B101 Furnace Upper Side Walls El. 81' to Header	2019.03	12	FY31	Replace approximate 30' long tubes with 0.070" spiral wound Inconel 625 overlay with Inconel membrane tube material on each side. Replace both side walls from penthouse down to approximate elevation 58'. Provide new doors and windows and refractory in boxes. Provide scallop plate to reseal tubes. Lower cut line covered by refractory with a minimum of 6" overlap with Inconel. Repair buckstays as required.
01.165-04	B101 Furnace Lower Side Walls	2019.03	15	FY34	Replace side wall tubes with 0.070" Inconel 625 overlay spiral wound tubes and membrane on each side. Replace both headers and tube stubs as required. Replace lower side walls on both sides from the lower header to approximate 58'. Walls shall be covered with refractory tile/gunite. Upper cut line covered by tile with minimum of 6" overlap with Inconel. Include drain line at each end of header and downcomer nozzle connections for each header. Replace burner ring headers, studded, with tube stubs. Supply all seal box to reseal burner ring to burners. Backfill refractory above header and reseal after hydrostatic test. Include scallop plate to reseal tubes along the lower header, shaped plate, and headers. Carbon steel A-36 membrane. Replace back cast tiles and refractory. Repair buckstays as required.
01.165-05	B101 Furnace Upper Front Wall	2017.11	12	FY29	Replace approximate 25' tubes with 0.070" spiral wound Inconel 625 overlay and Inconel membrane tube material. Replace from approximate elevation 58' to elevation 83'. Inconel overlay upper weld line. Lower cut line covered by refractory tile with a minimum of 6" overlap with Inconel. Repair buckstays as required.
01.165-06	B101 Furnace Lower Front Wall	2016.05	12	FY28	Replace front wall tubes with A-36 membrane from approximate elevation 42' off lower header to the Inconel line. Provide studs and refractory. Replace

Project No.	Title	Replaced Date	Est Life (Yrs)	Projected Replacement Date	Description
					tube stubs as required. Provide offset tube sets for overfire air nozzles. Provide lower front waterwall header, rocker plate, stoker side plates, seal plates, and scallop plates as required. Rebuild overfire air nozzle boxes. Provide overfire air nozzles. Provide SS clips for tiles and pour back mortar with Y-anchors and gunite all remaining areas with minimum of 6" overlap of tile or gunite above Inconel line. Replace nozzle headers, pipes, front overfire air duct, shells, endplates, collars, clamp assemblies, hangers, supports, expansion joints, flex sleeves, and seals. Plate minimum ¼" A-36. All joints seal welded. Repair buckstays as required.
01.165-07	B101 Furnace Chill Tubes	N/A	16	FY27	Replace chill tubes spiral wound Inconel 625 overlay with Inconel membrane from lower rear wall header to the chill tube outlet header and chill tubes spiral wound Inconel 625 overlay with Inconel membrane from lower side wall header to the chill tube outlet header on both sides of the furnace. Provide studs, refractory, and restraints per wall. Restraints include channel, rod, and washer. Provide stoker side plates, seal plates, and scallop plates as required. Provide external casing on both sides running below side wall header and refractory over tubes, in corners and up to header.
01.165-08	B101 Furnace Screen Tubes	N/A	20	FY29	Replace approximate 14' tubes with 0.070" spiral wound Inconel 625 overlay tube material. Inconel cut lines after hydro.
01.165-09	B101 Furnace Roof	2021.03	10	FY31	Replace approximate 12' long tubes with 0.070" spiral wound Inconel 625 overlay and Inconel membrane tube material. Weld lines are located at approximately Elevation 83' on the front furnace wall to approximately 2' in front of the screen tubes. Upon completion of final root and cap weld, and successful hydrostatic test, "cap" balance of surface areas on the furnace side of the exposed tube with Inconel 625. Upon completion of roof panels along north and south wall reestablish side wall to roof crown seal. Overlay upper cut line with Inconel.
01.171-01	B101 2nd Pass Upper Rear Wall	2018.07	12	FY30	Replace approximately 11' long tubes from elevation 92' to elevation 81' with 0.070" spiral wound Inconel 625 overlay tubes with Inconel membrane material. Include membrane for all exterior tubes. Inconel overlay lower cut line after hydro test. Replace upper seal plate between second pass roof and rear wall and install refractory.
01.171-02	B101 2nd Pass Middle Rear Wall	N/A	12	FY28	Replace approximately 17' from elevation 81' to approximate elevation 64' with tubes with 0.070" spiral wound Inconel 625 overlay tube with Inconel membrane material. The remaining nominal 12' replace carbon steel tubes

Project No.	Title	Replaced Date	Est Life (Yrs)	Projected Replacement Date	Description
					with membrane down to new header at approximate elevation 52' with tube stubs and concentric reducers on both ends. Include lateral "Y" connections to the header on both ends and complete header girth welds. Replace wall drains. Header will be studded with SS material. Install refractory on header after hydrotest. Repair buckstays as required.
01.171-03	B101 2nd Pass Rear Wall El 53' – 62'	N/A	14	FY30	Replace approximate 10' long tubes with 0.070" spiral wound Inconel 625 overlay with Inconel membrane tube material. Upon completion of final root and cap weld, and successful hydrostatic test, "cap" balance of surface areas on the furnace side of the exposed tube with Inconel 625. Overlay upper cut line with Inconel.
01.171-04	B101 2nd Pass Roof	2018.01	13	FY31	Replace approximate 12' long tubes with 0.070" spiral wound Inconel 625 overlay with Inconel membrane tube material. Replace second pass roof as per Drawings PIN-2NDPASSROOF -U*-15A& 15B. Cut line on furnace side is approximate 27 inches from centerline of screen tubes. Upon completion of final root and cap weld, and successful hydrostatic test, "cap" balance of surface areas on the furnace side of the exposed tube with Inconel 625. Cut line along second pass rear wall to allow 360-degree access of roof tube for full circumferential weld. Chip out refractory including area on furnace side along cut line. Replace anchors and Inconel 625 cap weld any exposed membrane. Chip out refractory along evaporator 1 & 2 seal boxes. Replace anchors. Remove and replace insulation & lagging either in upper penthouse side walls or along upper side walls, both north and south side. Replace seal boxes as per drawings PIN-ROOFSEAL PLATE –U*-15A & 15B. Rebuild entire seal box containing screen tubes, evaporator 1 & 2 tubes, as well as rear bend/scallop plate along rear wall. Replace refractory in roof seal boxes and along rear and side wall interfaces. Leave upper plate removed as to expose seal box and crown seal to pour refractory. Upon completion of refractory seal weld 100% the upper boxes. Upon completion of roof panels along north and south wall reestablish side wall to roof crown seal. Overlay upper cut line with Inconel.
01.171-05	B101 2nd Pass Upper Side Walls	2015.01	12	FY27	Replace tubes with overlay 0.070" spiral wound Inconel tube material and Inconel membrane. Replace second pass side wall, from approximate elevation 68' to the penthouse elevation. Top cut line above roof tubes, while bottom cut line below second door and buckstay. Inconel overlay cut line between panels. Supply replacement doors and boxes to be installed along

Project No.	Title	Replaced Date	Est Life (Yrs)	Projected Replacement Date	Description
					with side wall panels. Replace refractory as required at roof cut lines and around doors. Repair buckstays as required.
01.171-06	B101 2nd Pass Lower Side Walls	N/A	14	FY29	Replace tubes with overlay 0.070" spiral wound Inconel tube material and Inconel membrane. Replace second pass side wall, from approximate elevation 68' to approximately elevation 45'. Top cut line below second door and buckstay and bottom cut line just below the hopper refractory line at approximately elevation 45'. Inconel overlay cut line between panels. Supply replacement doors and boxes to be installed along with side wall panels. Replace refractory. Repair buckstays as required.
01.171-07	B101 Upper Evaporator #1 El. 56'-88'	2020.03	15	FY35	Replace from approximate elevation 56' to above roof for top approximate 33' to above the roof. Replace platens with tubes with 0.070" spiral wound Inconel 625 overlay tube with Inconel membrane material for minimum first two tubes top and bottom of the bundle and with A36 membrane for balance of tubes. Replace roof seal, install anchors, and apply refractory. Inconel overlay elevation 56' middle cut line of minimum first two tubes after hydro.
01.171-08	B101 Upper Evaporator #2 El. 56'-88'	2016.05	15	FY31	Replace from approximate elevation 56' to above roof approximate elevation 90' for top approximate 33' to roof. Replace platens with tubes with 0.070" spiral wound Inconel 625 overlay tube with Inconel membrane material for minimum first two tubes and with A36 membrane for balance of tubes. Replace roof seal, install anchors, and apply refractory. Inconel overlay middle cut line of minimum first two tubes after hydro.
01.171-09	B101 Lower Evaporator #1 El. 56'to Header	N/A	15	FY28	Replace from approximate elevation 56' to the lower header at approximate elevation 43'. Replace platens with tubes with 0.070" spiral wound Inconel 625 overlay tube with Inconel membrane material for minimum first two tubes top and bottom of the bundle and with A36 membrane for balance of tubes. Replace 3rd pass rear wall seal. Inconel overlay elevation 56' middle cut line of minimum first two tubes top and bottom of the bundle after hydro.
01.171-10	B101 Lower Evaporator #2 El. 56' to Header	N/A	15	FY31	Replace from approximate elevation 56' to the lower header at approximate elevation 43'. Replace platens with tubes with 0.070" spiral wound Inconel 625 overlay tube with Inconel membrane material for minimum first two tubes top and bottom of the bundle and with A36 membrane for balance of tubes. Replace 3rd pass rear wall seal. Inconel overlay elevation 56' middle cut line of minimum first two tubes top and bottom of the bundle after hydro.

Project No.	Title	Replaced Date	Est Life (Yrs)	Projected Replacement Date	Description
01.168-01	B101 3rd Pass Upper Rear Wall El. 83'-96'	2016.05	15	FY31	Replace the upper third pass rear wall from approximate elevation 81' to above the roof tubes with overlay 0.070" spiral wound Inconel tube material and Inconel membrane. The upper panel top cut lines will be inside the penthouse and on the boiler roof. Replace convective tube seal plates, and orifice plates. Shall be spiral wound Inconel 625 tubes and Inconel 625 membrane material and replace all penetrating tubes associated with evaporator platens with Inconel overlay tubes as required and seal box with refractory. Repair buckstays as required. Inconel overlay applied to the bottom cut line of the top panel and the top cut line of the bottom panel after hydro.
01.168-02	B101 3rd Pass Middle Rear Wall El. 51'-81'	2016.01	15	FY30	Shall be spiral wound Inconel tubes and Inconel 625 membrane material and replace all penetrating tubes associated with high temperature superheater, primary #3 superheater and lower primary #2 superheater with Inconel overlay tubes. Scope from approximate elevation 51'to approximate elevation 81', with steam wall tubes along with all required membrane. Provide seal plates, which includes both halves from drawing PIN-3RDPASSRR-U*- 15H replaced and welded out along bottom of primary SH2, top and bottom of primary SH3, top and bottom of high temperature SH and stringer tubes. All welds to the tubes will be SA387 GR 22 to Inconel 625. Replace terminal tubes referenced on drawing PIN-TERMINALTUBES-15 and weld out associated with bottom of primary SH2, top and bottom of primary SH3, top and bottom of high temperature SH and stringer tubes. Weld 100% of all seal plates along tube surfaces. Remove and replace all seal plates. Shield clips are to be installed along Inconel on seal plate side and a minimum of every three (3) feet based upon shield length removed. Repair buckstays as required. Inconel overlay applied to the cut lines after hydro.
01.168-03	B101 3rd Pass Lower Rear Wall El. 51'-43'	N/A	15	FY31	Replace the lower third pass rear wall from approximate elevation 52' to the lower header with spiral wound Inconel tubes with Inconel membrane. The lower panel bottom cut line will be in the dead air space. Replace convective tube seal plates, and orifice plates. Shall be spiral wound Inconel 625 tubes and Inconel 625 membrane material and replace all penetrating tubes associated with evaporator platens with Inconel overlay tubes as required and seal box with refractory. Repair buckstays as required. Inconel overlay applied to the bottom cut line of the top panel and the top cut line of the bottom panel after hydro.
01.168-04	B101 3rd Pass Side Walls	2021.09	15	FY36	Replace tubes with 0.070" spiral wound Inconel tube material and along with all required membrane. Replace third pass side wall, from approximate elevation 40' to the penthouse elevation approximate 50' total length. Top cut

Project No.	Title	Replaced Date	Est Life (Yrs)	Projected Replacement Date	Description
					line above roof tubes, while bottom cut line below evaporator header. Membrane shall be used to fit between respective panels. Supply replacement doors and boxes on each side to be installed along with side wall panels. Replace refractory as required at roof cut lines, around doors and boiler hopper. Remove and replace exterior insulation and lagging.
01.168.05	B101 High Temp Superheater with Stringer Tubes	2017.12	10	FY27	Replace pendant assemblies, with 0.070” spiral wound Inconel 625 overlay membrane on the bottom two and top two tubes including the tube bends on both the front and rear of bundle. Replace stringer tubes each front and rear wall with support clamps. Stringer Tubes include 0.070” spiral wound Inconel 625 overlay from top cut line at approximately elevation 62’ to bottom cut line at lower header stubs at approximately elevation 53’. Replace seal plates with “circular” donut style welding rings. Replace and seal weld lower seal plates with Inconel, 100% coverage of SS tube with Inconel. Replace spacer bars. Replace tube clamps in lower stringer along front wall. Inconel overlay cut lines at after hydro. Provide tube shields for minimum 2 bottom rows and 1 top row and rear loops.
01.168-06	B101 Primary #1 Superheater with Stringer Tubes	2018.12	15	FY33	Replace tubes with 0.070” spiral wound Inconel 625 overlay membrane on the minimum first four rows as well as along front and rear bends of each tube. Top cut line at approximately elevation 96’ does not require Inconel overlay. Replace roof tube panels and seal plates for both the stringer tubes and superheater tube penetrations. Replace stringer tubes with 0.070” spiral wound Inconel 625 overlay. Replace each front and rear wall with support clamps. Replace seal plates with two “circular” donut style welding rings. Replace and seal weld with Inconel lower seal plates with 100% coverage of tube with Inconel. Replace element spacer bars. Replace tube clamps in lower stringer along front wall. Inconel overlay on lower cut line (approximately elevation 81’) after hydro. Provide Inconel overlay for full length of stringers and minimum 2 bottom rows.
01.168-07	B101 Primary #2 Superheater with Stringer Tubes	2019.09	15	FY34	Replace tubes with 0.070” spiral wound Inconel 625 overlay membrane on first four rows on the top and bottom of the bundle as well as along front and rear bends of each tube. Replace stringer tubes with 0.070” spiral wound Inconel 625. Top cut line for this bundle is approximately elevation 81’ and the bottom cut line is inside the dead air space header stubs at approximately elevation 72'. Replace each front and rear wall with support clamps. Replace element spacer bars. Replace tube clamps in lower stringer along front wall. Replace seal plates with two “circular” donut style welding rings. Replace and

Project No.	Title	Replaced Date	Est Life (Yrs)	Projected Replacement Date	Description
					seal weld with Inconel lower seal plates with 100% coverage of tube with Inconel. Inconel overlay top cut lines after hydro.
01.168-08	B101 Primary #3 Superheater with Stringer Tubes	2020.01	15	FY35	Replace tubes with 0.070" spiral wound Inconel 625 overlay membrane on the first four rows top and bottom of the bundle as well as along front and rear bends of each of tube. Replace stringer tubes with 0.070" spiral wound Inconel 625 from top cut line at approximate elevation 71' to bottom cut line approximately 62'. Replace each front and rear wall with support clamps. Replace element spacer bars. Replace tube clamps in lower stringer along front wall. Replace seal plates with two "circular" donut style welding rings. Replace and seal weld with Inconel lower seal plates with 100% coverage of tube with Inconel.
01.174-01	B101 Economizer Stringer Tubes	2019.08	10	FY25	Replace stringer tubes from approximate elevation 49' to anchor supports at top of economizer section with all clamps, anchors, and accessories. Replace tubes with 0.070" spiral wound Inconel 625 overlay membrane.
01.174-02	B101 Economizer Bundle 1 and Header	2001.01	25	FY27	Replace pendant tubes at approximate elevation 86' to elevation 84' to outlet header. Replace clamp assemblies and spacer bars. Provide first and last two tubes with 0.070" spiral wound Inconel 625 overlay membrane, inlet and outlet tubes, and all loops both ends.
01.174-03	B101 Economizer Bundle 2	N/A	25	FY27	Replace at approximate elevation 82' to elevation 78' pendant tubes. Replace clamp assemblies and spacer bars. Provide first and last two tubes with 0.070" spiral wound Inconel 625 overlay membrane, inlet and outlet tubes, and all loops both ends.
01.174-04	B101 Economizer Bundle 3	N/A	25	FY27	Replace at approximate elevation 75' to elevation 69' pendant tubes. Replace clamp assemblies and spacer bars. Provide first and last two tubes with 0.070" spiral wound Inconel 625 overlay membrane, inlet and outlet tubes, and all loops both ends.
01.174-05	B101 Economizer Bundle 4	N/A	25	FY25	Replace at approximate elevation 67' to elevation 62'pendant tubes. Replace clamp assemblies and spacer bars. Provide first and last two tubes with 0.070" spiral wound Inconel 625 overlay membrane, inlet and outlet tubes, and all loops both ends.
01.174-06	B101 Economizer Bundle 5 and Header	N/A	25	FY26	Replace at approximate elevation 58' to elevation 53' pendant tubes. Replace inlet wall header with drains and tube connectors as required. Replace clamp

Project No.	Title	Replaced Date	Est Life (Yrs)	Projected Replacement Date	Description
					assemblies and spacer bars. Provide first and last two tubes with 0.070” spiral wound Inconel 625 overlay membrane, inlet and outlet tubes, and all loops both ends.
01.174-07	Economizer Hanger Replacement	N/A	25	FY25	Replace the hanger rods including fasteners from Elevation 98’5” to the attachment point on the economizer stringer tubes at 95’2”. Replace the stringer tube attachment clip as required.
Boiler B102 Pressure Parts					
02.165-01	B102 Furnace upper Rear Wall El. 81’ to Header	2017.07	10	FY28	Replace approximate 15’ long tubes with 0.070” spiral wound Inconel 625 overlay and membrane tube material. Bottom cut line at approximately elevation 81’ up to stub ends from the header.
02.165-02	B102 Furnace Lower Rear Wall	2019.07	15	FY34	Replace approximate 15’ long tubes with 0.070” spiral wound Inconel 625 overlay and membrane tube material. Replace from approximate elevation 58’ to elevation 73. Cover lower cut line with tile, Inconel overlay upper cut line.
02.165-03	B102 Furnace Upper Side Walls El. 81’ to Header	2021.09	12	FY33	Replace approximate 30’ long tubes with 0.070” spiral wound Inconel 625 overlay with Inconel membrane tube material on each side. Replace both side walls from penthouse down to approximate elevation 58’. Provide new doors and windows and refractory in boxes. Provide scallop plate to reseal tubes. Lower cut line covered by refractory with minimum of 6” overlap with Inconel. Repair buckstays as required.
02.165-04	B102 Furnace Lower Side Walls	2021.09	15	FY36	Replace side wall tubes with 0.070” Inconel 625 overlay spiral wound tubes and membrane on each side. Replace both headers and tube stubs as required. Replace lower side walls on both sides from the lower header to approximate 58’. Walls shall be covered with refractory tile/gunite. Upper cut line covered by tile with minimum of 6” overlap with Inconel. Include drain line at each end of header and downcomer nozzle connections for each header. Replace burner ring headers, studded, with tube stubs. Supply all seal box to reseal burner ring to burners. Backfill refractory above header and reseal after hydrostatic test. Include scallop plate to reseal tubes along the lower header, shaped plate, and headers. Carbon steel A-36 membrane. Replace back cast tiles and refractory. Repair buckstays as required.
02.165-05	B102 Furnace Upper Front Wall	2017.07	12	FY29	Replace approximate 25’ tubes with 0.070” spiral wound Inconel 625 overlay and Inconel membrane tube material. Replace from approximate elevation 58’ to elevation 83’. Inconel overlay upper weld line. Lower cut line covered by

Project No.	Title	Replaced Date	Est Life (Yrs)	Projected Replacement Date	Description
					refractory tile with minimum of 6” overlap with Inconel. Repair buckstays as required.
02.165-06	B102 Furnace Lower Front Wall	2020.07	13	FY32	Replace front wall tubes with A-36 membrane from approximate elevation 42’ off lower header to the Inconel line. Provide studs and refractory. Replace tube stubs as required. Provide offset tube sets for overfire air nozzles. Provide lower front waterwall header, rocker plate, stoker side plates, seal plates, and scallop plates as required. Rebuild overfire air nozzle boxes. Provide overfire air nozzles. Provide SS clips for tiles and pour back mortar with Y-anchors and gunite all remaining areas with minimum of 6” overlap of tile or gunite above Inconel line. Replace nozzle headers, pipes, front overfire air duct, shells, endplates, collars, clamp assemblies, hangers, supports, expansion joints, flex sleeves, and seals. Plate minimum ¼” A-36. All joints seal welded. Repair buckstays as required.
02.165-07	B102 Furnace Chill Tubes	2020.06	15	FY35	Replace chill tubes spiral wound Inconel 625 overlay with Inconel membrane from lower rear wall header to the chill tube outlet header and chill tubes spiral wound Inconel 625 overlay with Inconel membrane from lower side wall header to the chill tube outlet header on both sides of the furnace. Provide studs, refractory, and restraints per wall. Restraints include channel, rod, and washer. Provide stoker side plates, seal plates, and scallop plates as required. Provide external casing on both sides running below side wall header and refractory over tubes, in corners and up to header.
02.165-08	B102 Furnace Screen Tubes	N/A	20	FY28	Replace approximate 14’ tubes with 0.070” spiral wound Inconel 625 overlay tube material. Inconel cut lines after hydro.
02.165-09	B102 Furnace Roof	2022.04	10	FY32	Replace approximate 12’ long tubes with 0.070” spiral wound Inconel 625 overlay and Inconel membrane tube material. Weld lines are located at approximately Elevation 83’ on the front furnace wall to approximately 2’ in front of the screen tubes. Upon completion of final root and cap weld, and successful hydrostatic test, “cap” balance of surface areas on the furnace side of the exposed tube with Inconel 625. Upon completion of roof panels along north and south wall reestablish side wall to roof crown seal. Overlay upper cut line with Inconel.
02.171-01	B102 2nd Pass Upper Rear Wall El 81’ to Upper Header	2017.11	12	FY29	Replace approximately 11’ long tubes from elevation 92’ to elevation 81’ with 0.070” spiral wound Inconel 625 overlay tubes with Inconel membrane material. Include membrane for all exterior tubes. Inconel overlay lower cut

Project No.	Title	Replaced Date	Est Life (Yrs)	Projected Replacement Date	Description
					line after hydro test. Replace upper seal plate between second pass roof and rear wall and install refractory.
02.171-02	B102 2nd Pass Middle Rear Wall El 62'-81'	2016.01	14	FY30	Replace approximately 17' from elevation 81' to approximate elevation 64' with tubes with 0.070" spiral wound Inconel 625 overlay tube with Inconel membrane material. The remaining nominal 12' replace carbon steel tubes with membrane down to new header at approximate elevation 52' with tube stubs and concentric reducers on both ends. Include lateral "Y" connections to the header on both ends and complete header girth welds. Replace wall drains. Header will be studded with SS material. Install refractory on header after hydrotest. Repair buckstays as required.
02.171-03	B102 2nd Pass Rear Wall El 53'-62'	2018.01	12	FY30	Replace approximate 10' long tubes with 0.070" spiral wound Inconel 625 overlay with Inconel membrane tube material. Upon completion of final root and cap weld, and successful hydrostatic test, "cap" balance of surface areas on the furnace side of the exposed tube with Inconel 625. Overlay upper cut line with Inconel.
02.171-04	B102 2nd Pass Roof	2016.01	12	FY28	Replace approximate 12' long tubes with 0.070" spiral wound Inconel 625 overlay with Inconel membrane tube material. Replace second pass roof as per Drawings PIN-2NDPASSROOF -U*-15A& 15B. Cut line on furnace side is approximate 27 inches from centerline of screen tubes. Upon completion of final root and cap weld, and successful hydrostatic test, "cap" balance of surface areas on the furnace side of the exposed tube with Inconel 625. Cut line along second pass rear wall to allow 360-degree access of roof tube for full circumferential weld. Chip out refractory including area on furnace side along cut line. Replace anchors and Inconel 625 cap weld any exposed membrane. Chip out refractory along evaporator 1 & 2 seal boxes. Replace anchors. Remove and replace insulation & lagging either in upper penthouse side walls or along upper side walls, both north and south side. Replace seal boxes as per drawings PIN-ROOFSEAL PLATE –U*-15A & 15B. Rebuild entire seal box containing screen tubes, evaporator 1 & 2 tubes, as well as rear bend/scallop plate along rear wall. Replace refractory in roof seal boxes and along rear and side wall interfaces. Leave upper plate removed as to expose seal box and crown seal to pour refractory. Upon completion of refractory seal weld 100% of the upper boxes. Upon completion of roof panels along north and south wall reestablish side wall to roof crown seal. Overlay upper cut line with Inconel.

Project No.	Title	Replaced Date	Est Life (Yrs)	Projected Replacement Date	Description
02.171-05	B102 2nd Pass Upper Side Walls El 68'-89'	2018.02	14	FY31	Replace tubes with overlay 0.070" spiral wound Inconel tube material and Inconel membrane. Replace second pass side wall, from approximate elevation 68' to the penthouse elevation. Top cut line above roof tubes, while bottom cut line below second door and buckstay. Inconel overlay cut line between panels. Supply replacement doors and boxes to be installed along with side wall panels. Replace refractory as required at roof cut lines and around doors. Repair buckstays as required.
02.171-06	B102 2nd Pass Lower Side Walls El 68'-43'	N/A	12	FY29	Replace tubes with overlay 0.070" spiral wound Inconel tube material and Inconel membrane. Replace second pass side wall, from approximate elevation 68' to approximately elevation 45'. Top cut line below second door and buckstay and bottom cut line just below the hopper refractory line at approximately elevation 45'. Inconel overlay cut line between panels. Supply replacement doors and boxes to be installed along with side wall panels. Replace refractory. Repair buckstays as required.
02.171-07	B102 Upper Evaporator #1 El. 56'-88'	2019.02	15	FY34	Replace from approximate elevation 56' to above roof for top approximate 33' to above the roof. Replace platens with tubes with 0.070" spiral wound Inconel 625 overlay tube with Inconel membrane material for minimum first two tubes top and bottom of the bundle and with A36 membrane for balance of tubes. Replace roof seal, install anchors, and apply refractory. Inconel overlay elevation 56' middle cut line of minimum first two tubes after hydro.
02.171-08	B102 Upper Evaporator #2 El. 56'-88'	2019.02	14	FY32	Replace from approximate elevation 56' to above roof approximate elevation 90' for top approximate 33' to roof. Replace platens with tubes with 0.070" spiral wound Inconel 625 overlay tube with Inconel membrane material for minimum first two tubes and with A36 membrane for balance of tubes. Replace roof seal, install anchors, and apply refractory. Inconel overlay middle cut line of minimum first two tubes after hydro.
02.171-09	B102 Lower Evaporator #1 El. 56'to Header	N/A	15	FY29	Replace from approximate elevation 56' to the lower header at approximate elevation 43'. Replace platens with tubes with 0.070" spiral wound Inconel 625 overlay tube with Inconel membrane material for minimum first two tubes top and bottom of the bundle and with A36 membrane for balance of tubes. Replace 3rd pass rear wall seal. Inconel overlay elevation 56' middle cut line of minimum first two tubes top and bottom of the bundle after hydro.
02.171-10	B102 Lower Evaporator #2 El. 56' to Header	N/A	15	FY28	Replace from approximate elevation 56' to the lower header at approximate elevation 43'. Replace platens with tubes with 0.070" spiral wound Inconel 625 overlay tube with Inconel membrane material for minimum first two tubes top and bottom of the bundle and with A36 membrane for balance of tubes.

Project No.	Title	Replaced Date	Est Life (Yrs)	Projected Replacement Date	Description
					Replace 3rd pass rear wall seal. Inconel overlay elevation 56' middle cut line of minimum first two tubes top and bottom of the bundle after hydro.
02.168-01	B102 3rd Pass Upper Rear Wall El. 83'-96'	2017.11	15	FY30	Replace the upper third pass rear wall from approximate elevation 81' to above the roof tubes with overlay 0.070" spiral wound Inconel tube material and Inconel membrane. The upper panel top cut lines will be inside the penthouse and on the boiler roof. Replace convective tube seal plates, and orifice plates. Shall be spiral wound Inconel 625 tubes and Inconel 625 membrane material and replace all penetrating tubes associated with evaporator platens with Inconel overlay tubes as required and seal box with refractory. Repair buckstays as required. Inconel overlay applied to the bottom cut line of the top panel and the top cut line of the bottom panel after hydro.
02.168-02	B102 3rd Pass Middle Rear Wall El. 51'-81'	2015.09	15	FY30	Shall be spiral wound Inconel tubes and Inconel 625 membrane material and replace all penetrating tubes associated with high temperature superheater, primary #3 superheater and lower primary #2 superheater with Inconel overlay tubes. Scope from approximate elevation 51'to approximate elevation 81', with steam wall tubes along with all required membrane. Provide seal plates, which includes both halves from drawing PIN-3RDPASSRR-U*- 15H replaced and welded out along bottom of primary SH2, top and bottom of primary SH3, top and bottom of high temperature SH and stringer tubes. All welds to the tubes will be SA387 GR 22 to Inconel 625. Replace terminal tubes referenced on drawing PIN-TERMINALTUBES-15 and weld out associated with bottom of primary SH2, top and bottom of primary SH3, top and bottom of high temperature SH and stringer tubes. Weld 100% of all seal plates along tube surfaces. Remove and replace all seal plates. Shield clips are to be installed along Inconel on seal plate side and a minimum of every three (3) feet based upon shield length removed. Repair buckstays as required. Inconel overlay applied to the cut lines after hydro.
02.168-03	B102 3rd Pass Lower Rear Wall El. 51'-43'	N/A	15	FY32	Replace the lower third pass rear wall from approximate elevation 52' to the lower header with spiral wound Inconel tubes with Inconel membrane. The lower panel bottom cut line will be in the dead air space. Replace convective tube seal plates, and orifice plates. Shall be spiral wound Inconel 625 tubes and Inconel 625 membrane material and replace all penetrating tubes associated with evaporator platens with Inconel overlay tubes as required and seal box with refractory. Repair buckstays as required. Inconel overlay applied to the bottom cut line of the top panel and the top cut line of the bottom panel after hydro.

Project No.	Title	Replaced Date	Est Life (Yrs)	Projected Replacement Date	Description
02.168-04	B102 3rd Pass Side Walls	2020.07	15	FY34	Replace tubes with 0.070" spiral wound Inconel tube material and along with all required membrane. Replace third pass side wall, from approximate elevation 40' to the penthouse elevation approximate 50' total length. Top cut line above roof tubes, while bottom cut line below evaporator header. Membrane shall be used to fit between respective panels. Supply replacement doors and boxes on each side to be installed along with side wall panels. Replace refractory as required at roof cut lines, around doors and boiler hopper. Remove and replace exterior insulation and lagging.
02.168-05	B102 High Temp Superheater with Stringer Tubes	2018.07	10	FY28	Replace pendant assemblies, with 0.070" spiral wound Inconel 625 overlay membrane on the bottom two and top two tubes including the tube bends on both the front and rear of bundle. Replace stringer tubes each front and rear wall with support clamps. Stringer Tubes include 0.070" spiral wound Inconel 625 overlay from top cut line at approximately elevation 62' to bottom cut line at lower header stubs at approximately elevation 53'. Replace seal plates with "circular" donut style welding rings. Replace and seal weld lower seal plates with Inconel, 100% coverage of SS tube with Inconel. Replace spacer bars. Replace tube clamps in lower stringer along front wall. Inconel overlay cut lines at after hydro. Provide tube shields for minimum 2 bottom rows and 1 top row and rear loops.
02.168-06	B102 Primary #1 Superheater with Stringer Tubes	2019.02	15	FY34	Replace tubes with 0.070" spiral wound Inconel 625 overlay membrane on the minimum first four rows as well as along front and rear bends of each tube. Top cut line at approximately elevation 96' does not require Inconel overlay. Replace roof tube panels and seal plates for both the stringer tubes and superheater tube penetrations. Replace stringer tubes with 0.070" spiral wound Inconel 625 overlay. Replace each front and rear wall with support clamps. Replace seal plates with two "circular" donut style welding rings. Replace and seal weld with Inconel lower seal plates with 100% coverage of tube with Inconel. Replace element spacer bars. Replace tube clamps in lower stringer along front wall. Inconel overlay on lower cut line (approximately elevation 81') after hydro. Provide Inconel overlay for full length of stringers and minimum 2 bottom rows.
02.168-07	B102 Primary #2 Superheater with Stringer Tubes	N/A	15	FY26	Replace tubes with 0.070" spiral wound Inconel 625 overlay membrane on first four rows on the top and bottom of the bundle as well as along front and rear bends of each tube. Replace stringer tubes with 0.070" spiral wound Inconel 625. Top cut line for this bundle is approximately elevation 81' and the bottom cut line is inside the dead air space header stubs at approximately elevation 72'. Replace each front and rear wall with support clamps. Replace

Project No.	Title	Replaced Date	Est Life (Yrs)	Projected Replacement Date	Description
					element spacer bars. Replace tube clamps in lower stringer along front wall. Replace seal plates with two "circular" donut style welding rings. Replace and seal weld with Inconel lower seal plates with 100% coverage of tube with Inconel. Inconel overlay top cut lines after hydro.
02.168-08	B102 Primary #3 Superheater with Stringer Tubes	2017.09	15	FY32	Replace tubes with 0.070" spiral wound Inconel 625 overlay membrane on the first four rows top and bottom of the bundle as well as along front and rear bends of each of tube. Replace stringer tubes with 0.070" spiral wound Inconel 625 from top cut line at approximate elevation 71' to bottom cut line approximately 62'. Replace each front and rear wall with support clamps. Replace element spacer bars. Replace tube clamps in lower stringer along front wall. Replace seal plates with two "circular" donut style welding rings. Replace and seal weld with Inconel lower seal plates with 100% coverage of tube with Inconel.
02.174-01	B102 Economizer Stringer Tubes	2019.10	10	FY29	Replace stringer tubes from approximate elevation 49' to anchor supports at top of economizer section with all clamps, anchors, and accessories. Replace tubes with 0.070" spiral wound Inconel 625 overlay membrane.
02.174-02	B102 Economizer Bundle 1 and Header	N/A	25	FY26	Replace at approximate elevation 86' to elevation 84' pendant tubes to outlet header. Replace clamp assemblies and spacer bars. Provide first and last two tubes with 0.070" spiral wound Inconel 625 overlay membrane, inlet and outlet tubes, and all loops both ends.
02.174-03	B102 Economizer Bundle 2	1999.01	25	FY26	Replace at approximate elevation 82' to elevation 78' pendant tubes. Replace clamp assemblies and spacer bars. Provide first and last two tubes with 0.070" spiral wound Inconel 625 overlay membrane, inlet and outlet tubes, and all loops both ends.
02.174-04	B102 Economizer Bundle 3	N/A	25	FY25	Replace at approximate elevation 75' o elevation 69' pendant tubes. Replace clamp assemblies and spacer bars. Provide first and last two tubes with 0.070" spiral wound Inconel 625 overlay membrane, inlet and outlet tubes, and all loops both ends.
02.174-05	B102 Economizer Bundle 4	N/A	25	FY25	Replace at approximate elevation 67' to elevation 62'pendant tubes. Replace clamp assemblies and spacer bars. Provide first and last two tubes with 0.070" spiral wound Inconel 625 overlay membrane, inlet and outlet tubes, and all loops both ends.

Project No.	Title	Replaced Date	Est Life (Yrs)	Projected Replacement Date	Description
02.174-06	B102 Economizer Bundle 5 and Header	N/A	25	FY25	Replace at approximate elevation 58' to elevation 53' pendant tubes. Replace inlet wall header with drains and tube connectors as required. Replace clamp assemblies and spacer bars. Provide first and last two tubes with 0.070" spiral wound Inconel 625 overlay membrane, inlet and outlet tubes, and all loops both ends.
02.174-07	B102 Economizer Hanger Replacement	N/A	25	FY25	Replace the hanger rods including fasteners from Elevation 98'5" to the attachment point on the economizer stringer tubes at 95'2". Replace the stringer tube attachment clip as required.
Boiler B103 Pressure Parts					
03.165-01	B103 Furnace upper Rear Wall El. 81' to Header	2021.09	12	FY33	Replace approximate 15' long tubes with 0.070" spiral wound Inconel 625 overlay and membrane tube material. Bottom cut line at approximately elevation 81' up to stub ends from the header.
03.165-02	B103 Furnace Lower Rear Wall	2020.07	15	FY35	Replace approximate 15' long tubes with 0.070" spiral wound Inconel 625 overlay and membrane tube material. Replace from approximate elevation 58' to elevation 73. Cover lower cut line with tile, Inconel overlay upper cut line.
03.165-03	B103 Furnace Upper Side Walls El. 81' to Header	2019.11	12	FY31	Replace approximate 30' long tubes with 0.070" spiral wound Inconel 625 overlay with Inconel membrane tube material on each side. Replace both side walls from penthouse down to approximate elevation 58'. Provide new doors and windows and refractory in boxes. Provide scallop plate to reseal tubes. Lower cut line covered by refractory with minimum of 6" overlap with Inconel. Repair buckstays as required.
03.165-04	B103 Furnace Lower Side Walls	2018.09	15	FY33	Replace side wall tubes with 0.070" Inconel 625 overlay spiral wound tubes and membrane on each side. Replace both headers and tube stubs as required. Replace lower side walls on both sides from the lower header to approximate 58'. Walls shall be covered with refractory tile/gunite. Upper cut line covered by tile with minimum of 6" overlap with Inconel. Include drain line at each end of header and downcomer nozzle connections for each header. Replace burner ring headers, studded, with tube stubs. Supply all seal box to reseal burner ring to burners. Backfill refractory above header and reseal after hydrostatic test. Include scallop plate to reseal tubes along the lower header, shaped plate, and headers. Carbon steel A-36 membrane. Replace back cast tiles and refractory. Repair buckstays as required.
03.165-05	B103 Furnace Upper Front Wall	2021.09	12	FY33	Replace approximate 25' tubes with 0.070" spiral wound Inconel 625 overlay and Inconel membrane tube material. Replace from approximate elevation 58'

Project No.	Title	Replaced Date	Est Life (Yrs)	Projected Replacement Date	Description
					to elevation 83'. Inconel overlay upper weld line. Lower cut line covered by refractory tile with minimum of 6" overlap with Inconel. Repair buckstays as required.
03.165-06	B103 Furnace Lower Front Wall	2020.07	12	FY32	Replace front wall tubes with A-36 membrane from approximate elevation 42' off lower header to the Inconel line. Provide studs and refractory. Replace tube stubs as required. Provide offset tube sets for overfire air nozzles. Provide lower front waterwall header, rocker plate, stoker side plates, seal plates, and scallop plates as required. Rebuild overfire air nozzle boxes. Provide overfire air nozzles. Provide SS clips for tiles and pour back mortar with Y-anchors and gunite all remaining areas with minimum of 6" overlap of tile or gunite above Inconel line. Replace nozzle headers, pipes, front overfire air duct, shells, endplates, collars, clamp assemblies, hangers, supports, expansion joints, flex sleeves, and seals. Plate minimum ¼" A-36. All joints seal welded. Repair buckstays as required.
03.165-07	B103 Furnace Chill Tubes	2022.03	15	FY37	Replace chill tubes spiral wound Inconel 625 overlay with Inconel membrane from lower rear wall header to the chill tube outlet header and chill tubes spiral wound Inconel 625 overlay with Inconel membrane from lower side wall header to the chill tube outlet header on both sides of the furnace. Provide studs, refractory, and restraints per wall. Restraints include channel, rod, and washer. Provide stoker side plates, seal plates, and scallop plates as required. Provide external casing on both sides running below side wall header and refractory over tubes, in corners and up to header.
03.165-08	B103 Furnace Screen Tubes	N/A	20	FY29	Replace approximate 14' tubes with 0.070" spiral wound Inconel 625 overlay tube material. Inconel cut lines after hydro.
03.165-09	B103 Furnace Roof	2021.09	13	FY34	Replace approximate 12' long tubes with 0.070" spiral wound Inconel 625 overlay and Inconel membrane tube material. Weld lines are located at approximately Elevation 83' on the front furnace wall to approximately 2' in front of the screen tubes. Upon completion of final root and cap weld, and successful hydrostatic test, "cap" balance of surface areas on the furnace side of the exposed tube with Inconel 625. Upon completion of roof panels along north and south wall reestablish side wall to roof crown seal. Overlay upper cut line with Inconel.
03.171-01	B103 2nd Pass Upper Rear Wall El 81' to Upper Header	2018.08	12	FY30	Replace approximately 11' long tubes from elevation 92' to elevation 81' with 0.070" spiral wound Inconel 625 overlay tubes with Inconel membrane

Project No.	Title	Replaced Date	Est Life (Yrs)	Projected Replacement Date	Description
					material. Include membrane for all exterior tubes. Inconel overlay lower cut line after hydro test. Replace upper seal plate between second pass roof and rear wall and install refractory.
03.171-02	B103 2nd Pass Middle Rear Wall El 62'-81'	N/A	12	FY28	Replace approximately 17' from elevation 81' to approximate elevation 64' with tubes with 0.070" spiral wound Inconel 625 overlay tube with Inconel membrane material. The remaining nominal 12' replace carbon steel tubes with membrane down to new header at approximate elevation 52' with tube stubs and concentric reducers on both ends. Include lateral "Y" connections to the header on both ends and complete header girth welds. Replace wall drains. Header will be studded with SS material. Install refractory on header after hydrotest. Repair buckstays as required.
03.171-03	B103 2nd Pass Rear Wall El 53'-62'	2018.01	12	FY30	Replace approximate 10' long tubes with 0.070" spiral wound Inconel 625 overlay with Inconel membrane tube material. Upon completion of final root and cap weld, and successful hydrostatic test, "cap" balance of surface areas on the furnace side of the exposed tube with Inconel 625. Overlay upper cut line with Inconel.
03.171-04	B102 2nd Pass Roof	2017.11	12	FY29	Replace approximate 12' long tubes with 0.070" spiral wound Inconel 625 overlay with Inconel membrane tube material. Replace second pass roof as per Drawings PIN-2NDPASSROOF -U*-15A& 15B. Cut line on furnace side is approximate 27 inches from centerline of screen tubes. Upon completion of final root and cap weld, and successful hydrostatic test, "cap" balance of surface areas on the furnace side of the exposed tube with Inconel 625. Cut line along second pass rear wall to allow 360-degree access of roof tube for full circumferential weld. Chip out refractory including area on furnace side along cut line. Replace anchors and Inconel 625 cap weld any exposed membrane. Chip out refractory along evaporator 1 & 2 seal boxes. Replace anchors. Remove and replace insulation & lagging either in upper penthouse side walls or along upper side walls, both north and south side. Replace seal boxes as per drawings PIN-ROOFSEAL PLATE –U*-15A & 15B. Rebuild entire seal box containing screen tubes, evaporator 1 & 2 tubes, as well as rear bend/scallop plate along rear wall. Replace refractory in roof seal boxes and along rear and side wall interfaces. Leave upper plate removed as to expose seal box and crown seal to pour refractory. Upon completion of refractory seal weld 100% the upper boxes. Upon completion of roof panels along north and south wall reestablish side wall to roof crown seal. Overlay upper cut line with Inconel.

Project No.	Title	Replaced Date	Est Life (Yrs)	Projected Replacement Date	Description
03.171-05	B103 2nd Pass Upper Side Walls El 68'-89'	2015.08	12	FY27	Replace tubes with overlay 0.070" spiral wound Inconel tube material and Inconel membrane. Replace second pass side wall, from approximate elevation 68' to the penthouse elevation. Top cut line above roof tubes, while bottom cut line below second door and buckstay. Inconel overlay cut line between panels. Supply replacement doors and boxes to be installed along with side wall panels. Replace refractory as required at roof cut lines and around doors. Repair buckstays as required.
03.171-06	B103 2nd Pass Lower Side Walls	N/A	15	FY33	Replace tubes with overlay 0.070" spiral wound Inconel tube material and Inconel membrane. Replace second pass side wall, from approximate elevation 68' to approximately elevation 45'. Top cut line below second door and buckstay and bottom cut line just below the hopper refractory line at approximately elevation 45'. Inconel overlay cut line between panels. Supply replacement doors and boxes to be installed along with side wall panels. Replace refractory. Repair buckstays as required.
03.171-07	B103 Upper Evaporator #1 El. 56'-89'	N/A	15	FY28	Replace from approximate elevation 56' to above roof for top approximate 33' to above the roof. Replace platens with tubes with 0.070" spiral wound Inconel 625 overlay tube with Inconel membrane material for minimum first two tubes top and bottom of the bundle and with A36 membrane for balance of tubes. Replace roof seal, install anchors, and apply refractory. Inconel overlay elevation 56' middle cut line of minimum first two tubes after hydro.
03.171-08	B103 Upper Evaporator #2 El. 56'-88'	N/A	14	FY32	Replace from approximate elevation 56' to above roof approximate elevation 90' for top approximate 33' to roof. Replace platens with tubes with 0.070" spiral wound Inconel 625 overlay tube with Inconel membrane material for minimum first two tubes and with A36 membrane for balance of tubes. Replace roof seal, install anchors, and apply refractory. Inconel overlay middle cut line of minimum first two tubes after hydro.
03.171-09	B103 Lower Evaporator #1 El. 56'-Header	2019.01	15	FY34	Replace from approximate elevation 56' to the lower header at approximate elevation 43'. Replace platens with tubes with 0.070" spiral wound Inconel 625 overlay tube with Inconel membrane material for minimum first two tubes top and bottom of the bundle and with A36 membrane for balance of tubes. Replace 3rd pass rear wall seal. Inconel overlay elevation 56' middle cut line of minimum first two tubes top and bottom of the bundle after hydro.
03.171.10	B103 Lower Evaporator #2 El. 56' to Header	N/A	15	FY33	Replace from approximate elevation 56' to the lower header at approximate elevation 43'. Replace platens with tubes with 0.070" spiral wound Inconel 625 overlay tube with Inconel membrane material for minimum first two tubes

Project No.	Title	Replaced Date	Est Life (Yrs)	Projected Replacement Date	Description
					top and bottom of the bundle and with A36 membrane for balance of tubes. Replace 3rd pass rear wall seal. Inconel overlay elevation 56' middle cut line of minimum first two tubes top and bottom of the bundle after hydro.
03.168-01	B103 3rd Pass Upper Rear Wall El. 83'-96'	2016.01	15	FY31	Replace the upper third pass rear wall from approximate elevation 81' to above the roof tubes with overlay 0.070" spiral wound Inconel tube material and Inconel membrane. The upper panel top cut lines will be inside the penthouse and on the boiler roof. Replace convective tube seal plates, and orifice plates. Shall be spiral wound Inconel 625 tubes and Inconel 625 membrane material and replace all penetrating tubes associated with evaporator platens with Inconel overlay tubes as required and seal box with refractory. Repair buckstays as required. Inconel overlay applied to the bottom cut line of the top panel and the top cut line of the bottom panel after hydro.
03.168-02	B103 3rd Pass Middle Rear Wall El. 51'-81'	2016.01	15	FY30	Shall be spiral wound Inconel tubes and Inconel 625 membrane material and replace all penetrating tubes associated with high temperature superheater, primary #3 superheater and lower primary #2 superheater with Inconel overlay tubes. Scope from approximate elevation 51'to approximate elevation 81', with steam wall tubes along with all required membrane. Provide seal plates, which includes both halves from drawing PIN-3RDPASSRR-U*- 15H replaced and welded out along bottom of primary SH2, top and bottom of primary SH3, top and bottom of high temperature SH and stringer tubes. All welds to the tubes will be SA387 GR 22 to Inconel 625. Replace terminal tubes referenced on drawing PIN-TERMINALTUBES-15 and weld out associated with bottom of primary SH2, top and bottom of primary SH3, top and bottom of high temperature SH and stringer tubes. Weld 100% of all seal plates along tube surfaces. Remove and replace all seal plates. Shield clips are to be installed along Inconel on seal plate side and a minimum of every three (3) feet based upon shield length removed. Repair buckstays as required. Inconel overlay applied to the cut lines after hydro.
03.168-03	B103 3rd Pass Lower Rear Wall El. 51'-43'	N/A	15	FY31	Replace the lower third pass rear wall from approximate elevation 52' to the lower header with spiral wound Inconel tubes with Inconel membrane. The lower panel bottom cut line will be in the dead air space. Replace convective tube seal plates, and orifice plates. Shall be spiral wound Inconel 625 tubes and Inconel 625 membrane material and replace all penetrating tubes associated with evaporator platens with Inconel overlay tubes as required and seal box with refractory. Repair buckstays as required. Inconel overlay applied to the bottom cut line of the top panel and the top cut line of the bottom panel after hydro.

Project No.	Title	Replaced Date	Est Life (Yrs)	Projected Replacement Date	Description
03.168-04	B103 3rd Pass Side Walls	2021.04	15	FY36	Replace tubes with 0.070" spiral wound Inconel tube material and along with all required membrane. Replace third pass side wall, from approximate elevation 40' to the penthouse elevation approximate 50' total length. Top cut line above roof tubes, while bottom cut line below evaporator header. Membrane shall be used to fit between respective panels. Supply replacement doors and boxes on each side to be installed along with side wall panels. Replace refractory as required at roof cut lines, around doors and boiler hopper. Remove and replace exterior insulation and lagging.
03.168-05	B103 High Temp Superheater with Stringer Tubes	2018.03	10	FY28	Replace pendant assemblies, with 0.070" spiral wound Inconel 625 overlay membrane on the bottom two and top two tubes including the tube bends on both the front and rear of bundle. Replace stringer tubes each front and rear wall with support clamps. Stringer Tubes include 0.070" spiral wound Inconel 625 overlay from top cut line at approximately elevation 62' to bottom cut line at lower header stubs at approximately elevation 53'. Replace seal plates with "circular" donut style welding rings. Replace and seal weld lower seal plates with Inconel, 100% coverage of SS tube with Inconel. Replace spacer bars. Replace tube clamps in lower stringer along front wall. Inconel overlay cut lines at after hydro. Provide tube shields for minimum 2 bottom rows and 1 top row and rear loops.
03.168-06	B103 Primary #1 Superheater with Stringer Tubes	N/A	15	FY30	Replace tubes with 0.070" spiral wound Inconel 625 overlay membrane on the minimum first four rows as well as along front and rear bends of each tube. Top cut line at approximately elevation 96' does not require Inconel overlay. Replace roof tube panels and seal plates for both the stringer tubes and superheater tube penetrations. Replace stringer tubes with 0.070" spiral wound Inconel 625 overlay. Replace each front and rear wall with support clamps. Replace seal plates with two "circular" donut style welding rings. Replace and seal weld with Inconel lower seal plates with 100% coverage of tube with Inconel. Replace element spacer bars. Replace tube clamps in lower stringer along front wall. Inconel overlay on lower cut line (approximately elevation 81') after hydro. Provide Inconel overlay for full length of stringers and minimum 2 bottom rows.
03.168-07	B103 Primary #2 Superheater with Stringer Tubes	N/A	15	FY26	Replace tubes with 0.070" spiral wound Inconel 625 overlay membrane on first four rows on the top and bottom of the bundle as well as along front and rear bends of each tube. Replace stringer tubes with 0.070" spiral wound Inconel 625. Top cut line for this bundle is approximately elevation 81' and the bottom cut line is inside the dead air space header stubs at approximately

Project No.	Title	Replaced Date	Est Life (Yrs)	Projected Replacement Date	Description
					elevation 72'. Replace each front and rear wall with support clamps. Replace element spacer bars. Replace tube clamps in lower stringer along front wall. Replace seal plates with two “circular” donut style welding rings. Replace and seal weld with Inconel lower seal plates with 100% coverage of tube with Inconel. Inconel overlay top cut lines after hydro.
03.168-08	B103 Primary #3 Superheater with Stringer Tubes	2017.11	15	FY32	Replace tubes with 0.070” spiral wound Inconel 625 overlay membrane on the first four rows top and bottom of the bundle as well as along front and rear bends of each of tube. Replace stringer tubes with 0.070” spiral wound Inconel 625 from top cut line at approximate elevation 71’ to bottom cut line approximately 62’. Replace each front and rear wall with support clamps. Replace element spacer bars. Replace tube clamps in lower stringer along front wall. Replace seal plates with two “circular” donut style welding rings. Replace and seal weld with Inconel lower seal plates with 100% coverage of tube with Inconel.
03.174-01	B103 Economizer Stringer Tubes	2019.07	25	FY25	Replace stringer tubes from approximate elevation 49’ to anchor supports at top of economizer section with all clamps, anchors, and accessories. Replace tubes with 0.070” spiral wound Inconel 625 overlay membrane.
03.174-02	B103 Economizer Bundle 1 and Header	N/A	25	FY27	Replace at approximate elevation 86’ to elevation 84’ pendant tubes to outlet header. Replace clamp assemblies and spacer bars. Provide first and last two tubes with 0.070” spiral wound Inconel 625 overlay membrane, inlet and outlet tubes, and all loops both ends.
03.174-03	B103 Economizer Bundle 2	N/A	25	FY25	Replace at approximate elevation 82’ to elevation 78’ pendant tubes. Replace clamp assemblies and spacer bars. Provide first and last two tubes with 0.070” spiral wound Inconel 625 overlay membrane, inlet and outlet tubes, and all loops both ends.
03.174-04	B103 Economizer Bundle 3	N/A	25	FY25	Replace at approximate elevation 75’ o elevation 69’ pendant tubes. Replace clamp assemblies and spacer bars. Provide first and last two tubes with 0.070” spiral wound Inconel 625 overlay membrane, inlet and outlet tubes, and all loops both ends.
03.174-05	B103 Economizer Bundle 4	N/A	25	FY25	Replace at approximate elevation 67’ to elevation 62’pendant tubes. Replace clamp assemblies and spacer bars. Provide first and last two tubes with 0.070” spiral wound Inconel 625 overlay membrane, inlet and outlet tubes, and all loops both ends.

Project No.	Title	Replaced Date	Est Life (Yrs)	Projected Replacement Date	Description
03.174-06	B103 Economizer Bundle 5 and Header	2016.05	25	FY41	Replace at approximate elevation 58' to elevation 53' pendant tubes. Replace inlet wall header with drains and tube connectors as required. Replace clamp assemblies and spacer bars. Provide first and last two tubes with 0.070" spiral wound Inconel 625 overlay membrane, inlet and outlet tubes, and all loops both ends.
03.174-07	B103 Economizer Hanger Replacement	N/A	25	FY25	Replace the hanger rods including fasteners from Elevation 98'5" to the attachment point on the economizer stringer tubes at 95'2". Replace the stringer tube attachment clip as required.
Balance of Plant – Primary Combustion Air					
01.180-01	B101 Preplace Forced Draft Fan and Motor	N/A	40	FY30	Shall include fan scroll, shaft, housing, inlet and outlet transitions, bearings, drives, expansion joints, insulation, lagging, and supports. Includes drives, instrumentation, and controls.
02.18001	B102 Replace Forced Draft Fan and Motor	N/A	40	FY30	Shall include fan scroll, shaft, housing, inlet and outlet transitions, bearings, drives, expansion joints, insulation, lagging, and supports. Includes drives, instrumentation, and controls.
03.180-01	B103 Replace Forced Draft Fan and Motor	N/A	40	FY31	Shall include fan scroll, shaft, housing, inlet and outlet transitions, bearings, drives, expansion joints, insulation, lagging, and supports. Includes drives, instrumentation, and controls.
Balance of Plant – Boiler Cleaning System					
01.189-01	B101 Sootblower Replacement	N/A	20	FY29	Shall be a total system-wide end-of-life replacement including moving parts, wear parts and control systems for all full retractable, half retractable, and rotary soot blowers, seals, nozzles, valves, gears, insulation, lagging, and other personnel protection around such components, and control systems. Does not include piping and routine maintenance and replacements.
02.189-01	B102 Sootblower Replacement	N/A	20	FY29	Shall be a total system-wide end-of-life replacement including moving parts, wear parts and control systems for all full retractable, half retractable, and rotary soot blowers, seals, nozzles, valves, gears, insulation, lagging, and other personnel protection around such components, and control systems. Does not include piping and routine maintenance and replacements.
03.189-01	B103 Sootblower Replacement	N/A	20	FY29	Shall be a total system-wide end-of-life replacement including moving parts, wear parts and control systems for all full retractable, half retractable, and rotary soot blowers, seals, nozzles, valves, gears, insulation, lagging, and other

Project No.	Title	Replaced Date	Est Life (Yrs)	Projected Replacement Date	Description
					personnel protection around such components, and control systems. Does not include piping and routine maintenance and replacements.
Balance of Plant – Steel and Casing					
01.600-01	B101 Boiler Roof Casing	2020.08	7	FY27	Shall include structural framing, insulation roofing system, boiler rod holder penetrations, and other building components that are demonstrated to have seen significant metal loss or loss of integrity.
02.600-01	B102 Boiler Roof Casing	2018.10	7	FY25	Shall include structural framing, insulation roofing system, boiler rod holder penetrations, and other building components that are demonstrated to have seen significant metal loss or loss of integrity.
03.600-01	B103 Boiler Roof Casing	2018.10	7	FY25	Shall include structural framing, insulation roofing system, boiler rod holder penetrations, and other building components that are demonstrated to have seen significant metal loss or loss of integrity.
17.600-01	Materials Recovery Roof, Siding and Perlins	N/A	20	2034	Shall include structural framing, purlins, decking, insulation roofing system, siding, translucent panels, louvers, doors, roof vents, exhaust fans, and other building components that are demonstrated to have seen significant metal loss or loss of integrity.
Balance of Plant – Turbine Controls					
11.201-01	TG1 Upgrade Governor and Supervisory Controls	N/A	20	FY 28	Shall include complete functional electro-hydraulic governor control system software upgrade. Does not include normal maintenance of the mechanical components.
12.201-01	TG2 Upgrade Governor and Supervisory Controls	N/A	20	FY 29	Shall include complete functional electro-hydraulic governor control system software upgrade. Does not include normal maintenance of the mechanical components.
Balance of Plant – Fuel Handling					
15.10-.01	Replace Crane 1 Festoons and Cables	2018.01	15	FY33	Shall include electrical power and control cables, connectors, trolleys, over extension protection cables for the bridge travel of each refuse crane. Does not include trolley electrical cable systems.
15.109-02	Replace Crane 2 Festoons and Cables	2018.01	15	FY33	Shall include electrical power and control cables, connectors, trolleys, over extension protection cables for the bridge travel of each refuse crane. Does not include trolley electrical cable systems.

Project No.	Title	Replaced Date	Est Life (Yrs)	Projected Replacement Date	Description
15.109-03	Replace Crane 3 Festoons and Cables	2018.01	15	FY33	Shall include electrical power and control cables, connectors, trolleys, over extension protection cables for the bridge travel of each refuse crane. Does not include trolley electrical cable systems.
Balance of Plant – Residue Handling System					
16.450-01	Replace Gallery and C1 Conveyors	N/A	15	FY27	Replace Gallery and C-1 belt conveyors including bottom trough-type stainless steel pans to contain spillage, frame supports, conveyor drives, and motors. Provide back stop to prevent reverse motion. Design in accordance with CEMA standards.
Balance of Plant – Feedwater System					
20.330-01	TG1 Retube Surface Condenser	N/A	25	FY33	Shall include only interior tubes and their replacement. Condenser internals shall be cleaned and any coatings repaired or replaced. Division walls, tube sheet, and other components must be inspected and repaired as required if metal loos, detached/broken seams, or other deficiencies are found.
20.330-02	TG2 Retube Surface Condenser	N/A	25	FY33	Shall include only interior tubes and their replacement. Condenser internals shall be cleaned and any coatings repaired or replaced. Division walls, tube sheet, and other components must be inspected and repaired as required if metal loos, detached/broken seams, or other deficiencies are found.
20.330-03	Replace TG1 Bypass Condenser with 100% Capacity for 2 Boilers	1983	40	FY27	Replace or expand existing bypass condenser including structural supports, piping, instrumentation, DCS system update, condensate piping and pumps, and other support systems and equipment.
Balance of Plant – Cooling Water Distribution System					
21.200-01	Replace Cooling Tower Distribution Deck and Stacks	2018.05	15	FY26	Shall include wood decking material and support frame, and fan stacks fabricated of suitable materials designed for a minimum 20-year life. FRP may be substituted for wood with cost sharing for any increased cost.
21.350-01	Replace Obsolete Circulating Water Pumps	2015.03	20	FY26	Replace obsolete circulating water pumps and drives in kind consistent with existing newest pump. Does not include controls, piping, or other ancillary components.
Balance of Plant – Air Pollution Control					
30.503-01	Baghouse Siding Replacement	N/A	20	FY27	Shall include siding, insulation and lagging. Maintain all baghouse functionalities.

Project No.	Title	Replaced Date	Est Life (Yrs)	Projected Replacement Date	Description
30.505-01	Replace SNCR Urea Skids and Controls	2019.09	20	FY39	Shall include skid mounted pumps, dilution water pumps, recirculation and bypass lines, valves, flow meters, secondary containment enclosure, instrumentation, controls, insulation, and heat tracing.
Balance of Plant – Distributive Control System					
34.201-01	Distributed Control Hardware	2018.04	20	FY38	Shall include control room, central electrical room, and central DCS control components including but not limited to items such as central control console, process control units, input/output modules, and components for control, data acquisition, data manipulation, Citect/data trending, logging and reporting, operator interface stations, boiler control panels, auxiliary control panel, Martin combustion control panel, fire protection panel, PCU cabinets, monitors, and central control stations including all revised drawings and software and appropriate backup systems. A remote monitor with Citect access but no control capability shall be provided for the County.
Balance of Plant – Building and Site					
50.000-01	Replace Freight Elevator	N/A	30	FY26	Replace elevator in kind. Does not include inspection and repairs to housing.
50.003-01	Replace Air Compressors and Dryers	N/A	14	FY25	Shall include air compressor and air dryer including such accessories as pre-filter and after filter for the current capacity and operating pressure. Does not include new control systems.
50.070-01	Refurbish Natural Gas Piping	N/A	20	FY28	Shall include surface preparation and painting as required, replacement of pipe sections as required including fittings and controls.
Balance of Plant – Environmental Monitoring					
30.509-01	CEMS including shelter	N/A	30	FY27	Replacement of the continuous emissions monitoring instrumentation is contained with the shelter. Replacement of the shelter includes the replacement of the instrumentation and analysis equipment. Reconnect instrument signaling to the local extraction device and assure proper function and performance.

SCHEDULE 19

PART B

LEGACY PUNCH LIST

Attached hereto is a copy of the Legacy Punch List containing Legacy Punch List Items and dated _____, 2026. The Legacy Punch List Items are those Final Ongoing Punch List Items that were not completed by the Previous Contractor.

The Contractor shall be responsible for Curing the Legacy Punch List Items within twelve (12) months of the Commencement Date or as soon as reasonable thereafter and agreed to by the Parties. The County shall be responsible for reimbursing the Contractor pursuant to Section 8.7 and 8.8 for the Cure of such item(s) specified in the Legacy Punch List.

Failure to Cure Legacy Punchlist Items within twelve (12) months of the Commencement Date or other Date Agreed to by the Parties shall result in (a) loss of County payment for the specific punch list item that is incomplete and (b) subject the Contractor to set-offs, withholdings, and all other ramifications for incomplete Final Punch List items in accordance with Section 6 of this Agreement.

[INSERT PDF LEGACY PUNCHLIST]

SCHEDULE 20

COUNTY'S MINIMUM WATER QUALITY DELIVERY STANDARDS

The County shall deliver treated Pond A water from the Industrial Water Treatment Facility to the Facility such that the quality of the Pond A water does not exceed the Maximum values shown in Table 20-1 contained in this Schedule 20. Pond A water shall be delivered by the County to connections at the Facility's cooling tower and the main Facility Service Water line. The Contractor shall not be held liable for any issues related to water quality delivered exceeding the Maximum values shown in Table 20-1.

Table 20-1

Water Quality Parameter	**Maximum[1]**
pH	6.5 - 7.5
Conductivity	1200.0 µmhos
Calcium	167.0 ppm
Total Alkalinity	70.0 ppm
Turbidity	10.0 ntu

[1] **Note**, Monitoring shall be by the County using continuous monitoring instrumentation where commercially feasible. Parameters not tested continuously shall be tested on at least a Monthly basis by the County using standard laboratory test procedures.

SCHEDULE 21

FORM OF AFFADAVIT AND RELEASE

COUNTY OF PINELLAS)

STATE OF FLORIDA)

Before me, the undersigned authority, personally appeared _____ _____, who after being duly sworn, deposes and says:

(1) In accordance with this Agreement dated as of _____, 2026 and in consideration of $_____ paid, _____ ("Contractor") releases and waives for itself and its Subcontractors, materialmen, successors and assigns, all claims demands, damages, costs and expenses, against the Board of County Commissioners of Pinellas County, Florida, Ex officio the governing Board of the Pinellas County (the "County") relating in any way to the performance of projects and improvements at the Facility for the period from the date of the commencement of Work relative to the (specify applicable Work) through completion and acceptance of the Work by the Consulting Engineer and the County pursuant to (as applicable, Section 10.1, 10.2, or 10.6).

(2) The Contractor certifies for itself and its Affiliates, Subcontractors, materialmen, successors and assigns, that all charges for labor, materials, supplies, lands, licenses and other expenses for the above-specified Work for which the County might be sued or for which a lien or a demand against any payment bond might be filed, have been fully satisfied and paid. The Contractor further agrees to indemnify, defend and save harmless the County from all demands or suits, actions, claims of liens or other charges filed or asserted against the County in connection with the matters certified herein.

(3) This Release and Affidavit is given in connection with Contractor's invoice for payment for Work relative to Work performed for the Billing Month with respect to the above-specified Item(s).

CONTRACTOR

_____

_____

By: _____

Its: _____Officer

_____

Date: _____

WITNESS

STATE OF _____

COUNTY OF _____

The foregoing instrument was acknowledged before me this _____ day of _____ 20____ , by _____ as _____ of _____, a _____ corporation, on behalf

of the corporation. He / she is personally known to me or has produced _____ as identification and did (did not) take an oath.

My Commission Expires: _____

Name: _____
(Legibly Printed)

(AFFIX OFFICIAL SEAL)

Notary Public, State of _____

Serial No., If Any: _____

SCHEDULE 22

CODES AND STANDARDS

The Work shall be undertaken in conformance with the latest editions of all applicable codes, standards and regulations including, but not limited to, the following:

1. Air Conditioning and Refrigeration Institute (ARI)
2. Air Moving and Conditioning Association (AMCA)
3. American Concrete Institute (ACI), including without limitation,
   - ACI 318 - Structural Concrete Building Code
   - ACI 350 - Environmental Engineering Concrete Structures
4. American Institute of Steel Construction (AISC), including without limitation,
   - Manual for Steel Construction
   - Specification for the Design, Fabrication and Erection of Structural Steel for Buildings
   - Specifications for the Design of Cold-Formed Steel Structural Members
5. Americans With Disabilities Act Accessibility Guidelines (ADAAG)
6. American Gear Manufacturer's Association (AGMA)
7. American Society of Heating, Refrigeration and Air Conditioning (ASHRAE)
8. American Society of Mechanical Engineers (ASME)
9. American Society for Testing and Materials (ASTM)
10. American National Standards Institute ANSI)
11. American Plywood Association (APA)
12. American Water Works Association (AWWA)
13. American Welding Society (AWS)
14. American Wood Preservers Bureau (AWPB)

15. Conveyor Equipment Manufacturer's Association (CEMA)
16. Concrete Reinforcing Steel Institute (CRSI) Handbook
17. Copper Development Association (CDA)
18. Factory Mutual (FM)
19. Florida Accessibility Code for Building Construction
20. Florida Building Code
21. Florida Building Commission for Product Approval
22. Florida Department of Transportation (FDOT)
23. Florida Energy Efficiency Code for Building Construction
24. Florida Fire Prevention Code
25. Florida Mechanical Code
26. Florida Plumbing Code
27. Institute of Electrical and Electronic Engineers (IEEE)
28. InterNational Electrical Testing Association (NETA), including without limitation,
    - Acceptance Testing Specifications for Electrical Power Distribution Equipment and Systems
    - Maintenance Testing Specifications for Electrical Power Distribution Equipment and Systems
29. National Board of Boiler and Pressure Vessel Inspectors (NBBI), including without limitation,
    - National Board Inspection Code (NBIC)
30. National Electric Manufacturers Association (NEMA)
31. National Fire Protection Association (NFPA) , including without limitation,
    - NFPA 70 – National Electrical Code (NEC)

- NFPA 72 – National Fire Alarm Code
- NFPA 90A – Standard for Installation of Air Conditioning and Ventilation Systems
- NFPA 704 – Standard System for the Identification of Hazard Materials for Emergency Response
- NFPA 780 – Standard for the Installation of Lightning Protection Systems

32. National Electrical Contractors Association (NECA)
33. National Roofing Contractors Association (NRCA)
34. Northeastern Lumber Manufacturers Association (NELMA)
35. Occupational Safety and Health Act (OSHA)
36. Pinellas County Amendments to the Florida Building Code
37. Sheet Metal and Air Conditioning Contractors National Association (SMACNA), including without limitation,
    - HVAC Duct Construction Standards Metal and Flexible
    - Thermoset FRP Duct Construction Manual
38. Southern Pine Inspection Bureau (SPIB)
39. Steel Structures Painting Council (SSPC)
40. Underwriters' Laboratories (UL)
41. Western Wood Products Association (WWPA)
42. Facility Permits and associated State and Federal regulations
43. All other applicable codes and standards

SCHEDULE 23

DISCLOSURES

Section 15.15.1 of the Service Agreement contains the County's representations to the Contractor. Those representations are made subject to the below listed exceptions. As to any matter described herein, the description reflects the County's good faith summary of what the matter involves. The Contractor should not rely upon these summaries and instead should conduct its own investigation of the pleadings or claims to make its own determination of the exposure arising out of the matter.

Pending Lawsuits:

- None

SCHEDULE 24

DIVERTED WASTE CONTRACTOR FAULT DETERMINATION DIAGRAM

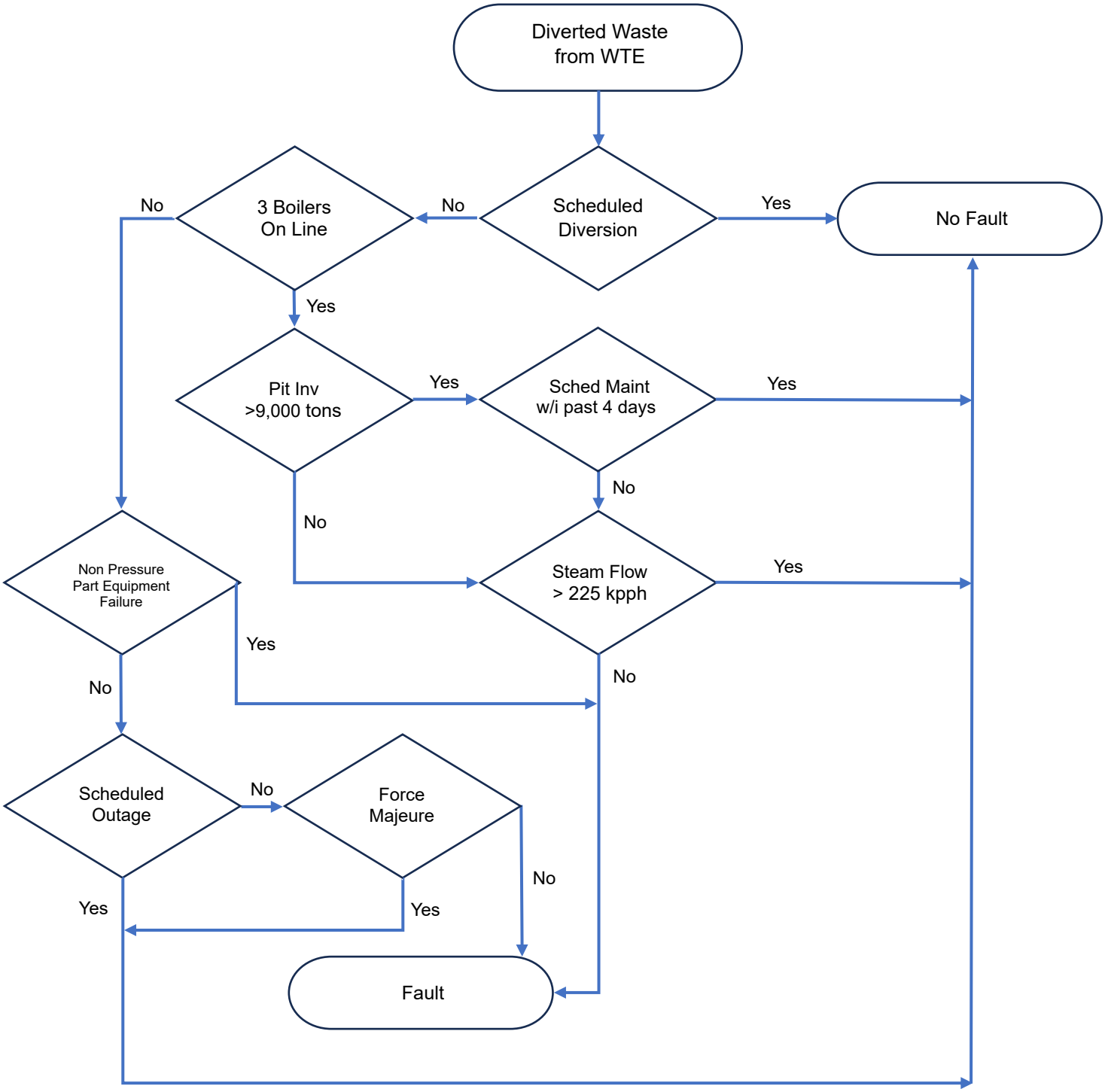

Note: Contractor Fault = Tons of Diverted Waste that count toward the County Delivery Guarantee and may be subject to Landfill Charge and Lost Electric Energy Revenue if Annual Processing Guarantee is not met.