

Annual Comprehensive Financial Report



2022

**For the fiscal year ended
September 30, 2022**

Pinellas County, Florida






*Front cover prepared by:
Pinellas County Communications Department*

PINELLAS COUNTY, FLORIDA

ANNUAL COMPREHENSIVE FINANCIAL REPORT

For the fiscal year ended September 30, 2022



BOARD OF COUNTY COMMISSIONERS

District 1
Janet C. Long

District 2
Brian Scott

District 3
Charlie Justice

District 4
Dave Eggers

District 5
Chris Latvala

District 6
Kathleen Peters

District 7
René Flowers

CONSTITUTIONAL OFFICERS

Clerk of the Circuit Court & Comptroller
Ken Burke

Property Appraiser
Mike Twitty

Sheriff
Bob Gualtieri

Supervisor of Elections
Julie Marcus

Tax Collector
Charles W. Thomas

County Administrator, Barry A. Burton
Chief Deputy Director, Finance Division, Jeanette L. Phillips

Prepared by: Clerk and Accountant to the Board of County Commissioners, Ken Burke

Pinellas County Complies with the Americans with Disabilities Act (ADA). This document conforms to the Web Content Accessibility Guidelines (WCAG) 2.1 AA standard. If you require additional accommodation to access this document, please contact the Finance Division at (727) 464-8300.



This page intentionally left blank.

I: INTRODUCTORY SECTION

- **TABLE OF CONTENTS**
- **LETTER OF TRANSMITTAL**
- **CERTIFICATE OF ACHIEVEMENT
FOR EXCELLENCE IN
FINANCIAL REPORTING**
- **ORGANIZATION CHART**

Pinellas County, Florida
ANNUAL COMPREHENSIVE FINANCIAL REPORT
For the year ended September 30, 2022
TABLE OF CONTENTS

PAGE

INTRODUCTORY SECTION

LETTER OF TRANSMITTAL (UNAUDITED).....	iv
GFOA CERTIFICATE OF ACHIEVEMENT.....	x
ORGANIZATION CHART.....	xi

FINANCIAL SECTION

INDEPENDENT AUDITOR'S REPORT.....	1
MANAGEMENT'S DISCUSSION AND ANALYSIS (Unaudited).....	5

BASIC FINANCIAL STATEMENTS:

GOVERNMENT-WIDE FINANCIAL STATEMENTS

Statement of Net Position.....	17
Statement of Activities.....	18

FUND FINANCIAL STATEMENTS

Balance Sheet - Governmental Funds.....	20
Reconciliation of the Balance Sheet of Governmental Funds to the Statement of Net Position.....	22
Statement of Revenues, Expenditures and Changes in Fund Balances - Governmental Funds.....	23
Reconciliation of the Statement of Revenues, Expenditures, and Changes in Fund Balances of Governmental Funds to the Statement of Activities.....	25
Statement of Revenues, Expenditures and Changes in Fund Balances - Budget and Actual - General Fund.....	26
Statement of Revenues, Expenditures and Changes in Fund Balances - Budget and Actual - Sheriff's Operations.....	27
Statement of Revenues, Expenditures and Changes in Fund Balances - Budget and Actual - Emergency Medical Service.....	28
Statement of Revenues, Expenditures and Changes in Fund Balances - Budget and Actual - American Rescue Plan Act.....	29
Statement of Fund Net Position - Proprietary Funds.....	30
Statement of Revenues, Expenses and Changes in Fund Net Position - Proprietary Funds.....	34
Statement of Cash Flows - Proprietary Funds.....	36
Statement of Fiduciary Net Position.....	40
Statement of Changes in Fiduciary Net Position.....	41
Statement of Net Position - Component Units.....	42
Statement of Activities - Component Units.....	43

NOTES TO THE FINANCIAL STATEMENTS.....	45
--	----

REQUIRED SUPPLEMENTARY INFORMATION


Schedule of Changes in Primary Government Total OPEB Liability - Last Ten Fiscal Years.....	91
Schedule of Changes in Component Units' Total OPEB Liability - Last Ten Fiscal Years.....	93
Schedule of Primary Government's Proportionate Share of Net Pension Liability - Last Ten Fiscal Years.....	95

Pinellas County, Florida
ANNUAL COMPREHENSIVE FINANCIAL REPORT
For the year ended September 30, 2022
TABLE OF CONTENTS

	PAGE
Schedule of Component Units' Proportionate Share of Net Pension Liability - Last Ten Fiscal Years.....	96
Schedule of Primary Government's Contributions - Last Ten Fiscal Years.....	97
Schedule of Component Units' Contributions - Last Ten Fiscal Years.....	98
COMBINING AND INDIVIDUAL FUND STATEMENTS AND SCHEDULES	
Combining Balance Sheet - Nonmajor Governmental Funds.....	99
Combining Statement of Revenues, Expenditures and Changes in Fund Balances - Nonmajor Governmental Funds.....	100
Combining Balance Sheet - Nonmajor Special Revenue Funds.....	101
Combining Statement of Revenues, Expenditures and Changes in Fund Balances - Nonmajor Special Revenue Funds.....	109
Schedules of Revenues, Expenditures and Changes in Fund Balances - Budget and Actual - Nonmajor Special Revenue Funds.....	117
Schedule of Revenues, Expenditures and Changes in Fund Balances - Budget and Actual - Capital Projects Fund.....	148
Combining Statement of Net Position - Internal Service Funds.....	149
Combining Statement of Revenues, Expenses and Changes in Fund Net Position - Internal Service Funds.....	153
Combining Statement of Cash Flows - Internal Service Funds.....	155
Combining Statement of Fiduciary Net Position - Custodial Funds.....	159
Combining Statement of Changes in Fiduciary Net Position - Custodial Funds.....	161
STATISTICAL SECTION (UNAUDITED)	
Financial Trend Information	
Schedule 1 - Net Position by Component - Last Ten Years.....	163
Schedule 2 - Changes in Net Position - Last Ten Years.....	165
Schedule 3 - Fund Balances of Governmental Funds - Last Ten Years.....	167
Schedule 4 - Changes in Fund Balances of Governmental Funds - Last Ten Years.....	169
Revenue Capacity Information	
Schedule 5 - Assessed Value and Estimated Actual Value of Taxable Property - Last Ten Years.....	171
Schedule 6 - Direct and Overlapping Property Tax Rates - Last Ten Years.....	173
Schedule 7 - Principal Property Taxpayers - Current Year and Nine Years Ago.....	175
Schedule 8 - Property Tax Levies and Collections - Last Ten Years.....	176
Debt Capacity Information	
Schedule 9 - Ratios of Outstanding Debt By Type - Last Ten Years.....	177
Schedule 10 - Sewer System Revenue Bond Coverage - Last Ten Years.....	179
Demographic and Economic Information	
Schedule 11 - Demographics and Economic Statistics - Last Ten Years.....	180
Schedule 12 - Principal Employers - Current Year and Nine Years Ago.....	181
Schedule 13 - Employment Statistics by Function - Last Ten Years.....	182
Operating Information	
Schedule 14 - Operating Indicators by Function/Program - Last Ten Years.....	183
Schedule 15 - Capital Asset and Infrastructure Statistics by Function/Program - Last Ten Years.....	184

Pinellas County, Florida
ANNUAL COMPREHENSIVE FINANCIAL REPORT
For the year ended September 30, 2022
TABLE OF CONTENTS

	PAGE
COMPLIANCE SECTION	
Independent Auditor's Report on Internal Control Over Financial Reporting and on Compliance and Other Matters Based on an Audit of Financial Statements Performed in Accordance with <i>Government Auditing Standards</i>	186
Independent Auditor's Report on Compliance for Each Major Federal Program and State Financial Assistance Project; Report on Internal Controls over Compliance; and Report on the Schedule of Expenditures of Federal Awards, State Financial Assistance and Schedule of Receipts and Expenditures of Funds Related to the Deepwater Horizon Oil Spill as Required by <i>Uniform Guidance</i> and Chapter 10.550, <i>Rules of the Auditor General</i>	188
Schedule of Expenditures of Federal Awards and State Financial Assistance.....	191
Notes to the Schedule of Expenditures of Federal Awards and State Financial Assistance.....	200
Schedule of Receipts and Expenditures of Funds Related to the Deepwater Horizon Oil Spill.....	201
Note to Schedule of Receipts and Expenditures of Funds Related to the Deepwater Horizon Oil Spill.....	202
Schedule of Findings and Questioned Costs - Federal Awards and State Financial Assistance.....	203
Summary of Prior Year Findings.....	205
Management Letter.....	206
Independent Accountant's Report on Compliance With Section 218.415, Florida Statutes.....	209
Independent Accountant's Report on Compliance With Section 288.8017, Florida Statutes and Public Law 112-141 (33 U.S.C.A. SS. 1321 (T)); State or Local Grants; and Moneys Received Directly From British Petroleum.....	210
Independent Accountant's Report on Compliance With Section 365.173, Florida Statutes.....	211



KEN BURKE

CLERK OF THE CIRCUIT COURT AND COMPTROLLER — PINELLAS COUNTY, FLORIDA

Clerk of the County Court
Recorder of Deeds
Clerk and Accountant of the Board of County Commissioners
Custodian of County Funds
County Auditor
Clerk of the Water and Navigation Control Authority

315 Court Street, Room 400
Clearwater, FL 33756-5165
Telephone: (727) 464-3341
Fax: (727) 453-3589
kburke@mypinellasclerk.org
www.mypinellasclerk.org

March 28, 2023

To the Honorable Board of County Commissioners and the Citizens of Pinellas County, Florida:

The Annual Comprehensive Financial Report of Pinellas County, Florida for the fiscal year ended September 30, 2022 is hereby respectfully submitted in accordance with Chapter 218.32 of the Florida Statutes. State law requires the County to submit a complete set of financial statements within forty-five days after the completion of the audit report (but no later than nine months after the fiscal year end), presented in accordance with accounting principles generally accepted in the United States and audited by an independent certified accountant.

This report was prepared by the Finance Division of the Clerk of the Circuit Court and Comptroller. Responsibility for both the accuracy of the data presented and the completeness and fairness of the report rests with the County's management. County management has established a comprehensive internal control framework with the objective of providing reasonable, but not absolute, assurance the financial statements are free from material misstatements. The concept of reasonable assurance recognizes: (1) the cost of control should not exceed the benefits likely to be derived; and (2) the valuation of costs and benefits requires estimates and judgments by management.

The County's financial statements for the fiscal year ended September 30, 2022 were audited by Crowe LLP, a firm of certified public accountants. They have issued an unmodified ("clean") opinion on the financial statements which is included in the front of the financial section of this report.

Management's Discussion and Analysis (MD&A), which follows the Independent Auditor's Report, provides a narrative introduction, overview, and analysis of the basic financial statements. This letter of transmittal is designed to complement the MD&A and should be read in conjunction with it.

Profile of Pinellas County

Pinellas County is a charter county established under the Constitution and Laws of the State of Florida in 1911. In 1968, the Florida Constitution was amended to provide home rule powers for counties and municipalities. The voters of Pinellas County approved the first home rule charter in 1980. Pinellas was the first county in Florida to operate under a Board of County Commissioners/Administrator form of government. The elected Constitutional Officers include the Clerk of the Circuit Court and Comptroller, Property Appraiser, Sheriff, Supervisor of Elections, and Tax Collector. The seven-member Board serves as the legislative body, and budgets and provides the funding for its departments, the operations of the Sheriff and the Supervisor of Elections, and portions of the operations of the other Constitutional Officers.

The County Administrator is appointed by the Board and serves as the chief administrative official directly responsible for the preparation of the annual budget, authorization of expenditures throughout the budget year, and execution of Board policies. Pinellas County offers a full range of services to its citizens, including tax assessment and collections, fire and law enforcement protection, election services, court services, recording services, emergency medical services, civil emergency services, construction and maintenance of highways, streets and other infrastructure, airport services, economic development, social and human services, cultural and recreational services, water, sewer/reclaimed water, and solid waste services.

The fiscal year for County government begins October 1st and ends September 30th. The annual budget serves as the basis for Pinellas County's financial planning and control and represents the combined efforts of the Board, Constitutional Officers, Judiciary, Independent Agencies, and departments under the County Administrator. The budget process focuses on the conservative use of tax dollars while still providing the highest level of service to the citizens. Budget to actual comparisons are provided in these financial

statements for each governmental fund with an appropriated annual budget. The County maintains budgetary controls to ensure compliance with legal provisions embodied in the annual appropriated budget approved by the Board. The level of budgetary control (the level at which expenditures cannot legally exceed the appropriated amount) is established at the department level under two categories: 1) personal services, operating expenditures, capital outlay, debt service, and grants combined, and 2) other non-operating expenditures (transfers, etc.) within an individual fund. The County is financially accountable for the following legally separate entities reported in the accompanying basic financial statements as component units: Pinellas Planning Council, Pinellas County Housing Finance Authority, Pinellas County Health Facilities Authority, Pinellas County Educational Facilities Authority, and Pinellas County Construction Licensing Board. Additional disclosures related to these entities are included in the notes to the financial statements.

As demonstrated by the statements and schedules included in the financial section of this report, the County continues to meet its responsibility for sound financial management.

Factors Affecting Financial Condition

To enhance the understanding of the information presented in the financial statements, the reader should consider the economic environment the County operates within.

Local Economy

Pinellas is an urban county, on a peninsula on the western coast of Florida, bounded on the east by Tampa Bay and on the west by the Gulf of Mexico. Pinellas County is the most densely populated of all sixty-seven Florida counties. The County is the second smallest in land mass in Florida; measuring up to thirty-eight miles long and fifteen miles wide. The sparkling water of the Gulf of Mexico, award-winning beaches, stunning sunsets, and balmy weather make Pinellas an inviting destination for visitors and home to a diverse population of residents.

St. Petersburg and Clearwater beaches continually earn accolades for their white soft sand, sparkling blue waters and activities to delight beachgoers of all ages and interests. In fact, St. Petersburg Beach was ranked #22 for the *Top 25 Beaches in the United States* by TripAdvisor’s 2022 Traveler’s Choice, “Best of the Best.” Critics noted St. Petersburg Beach as a great walking beach with white quartz sand, clear calm water, and seashells by the truckload referring to it as the most perfect place to watch the sun set over the ocean. The St. Pete Pier was selected as the winner of Urban Land Institute’s 2022 Global Awards for Excellence. Visitors can find waterfront restaurants, a marketplace of local artists and vendors, a fishing deck, stunning public art and interactive areas for families including the Tampa Bay Watch Discovery Center, a splash pad and a marine themed playground. St. Petersburg/Clearwater has much to explore with 35 miles of gorgeous sugar-sand beaches. Visitors can choose an island experience at Caladesi Island State Park or remote Egmont Key, explore the sand bars at Fort De Soto Park, or search for sea shells and other treasures on aptly-named Treasure Island.



St. Petersburg Pier

The County offers rich and plentiful opportunities to experience art, culture, history, and wildlife from Tarpon Springs to St. Petersburg and from the shores of the Tampa Bay to the Gulf beaches. Fine art venues are available for art novices to aficionados. One of the biggest draws in the area is the Clearwater Marine Aquarium in Clearwater Beach. The aquarium is a marine life rescue and rehabilitation center. Set on the beautiful intercoastal waterway, the new expansion allows guests to see and experience marine life up close through interactive exhibits and pools. Another appealing stop is the Chihuly Collection, located at 720 Central Avenue, St. Petersburg. The Chihuly Collection is a permanent collection of world-renowned artist Dale Chihuly’s unique artwork including the *Ruby Red Icicle Chandelier*. The Museum of Fine Arts in St. Petersburg features the regions widest range of art. Tarpon Springs offers wineries, art and history museums, one of which is the Tarpon Springs Heritage Museum chronicling the town’s development into a Greek enclave.



Chihuly Glass Museum

The City of Dunedin, one of the oldest towns on the West Coast of Florida, is the home of Honeymoon Island, the #4 state park in Florida. It is also known for its Scottish heritage and annual highland games. The Florida Botanical Gardens' exhibits of native flora and fauna can be seen at Pinewood Cultural Park. Weedon Island Preserve and Fort De Soto Park provide a glimpse of Pinellas County's cultural history. Pinellas County has an abundance of leisure and recreational activities to offer residents and visitors. A favorite among locals and PGA TOUR professionals, the Copperhead Course is the most recognizable of Innisbrook's four courses. It plays host to the world's greatest golfers during the PGA TOUR's annual visit to the resort for the Valspar Championship. Tree-lined fairways and rolling terrain define the course. Striking in beauty and challenge, the surrounding lakes and ponds are home to abundant wildlife, including fox squirrels, bald eagles, alligators, blue herons, and many other types of waterfowl. With the fairways and greens mostly free of residences, Copperhead provides the opportunity to enjoy golf the way nature intended.



Weedon Island Preserve

Baseball is another one of the County's favorite attractions as the proud home of the major league baseball team, the Tampa Bay Rays in St. Petersburg. Both the Philadelphia Phillies and the Toronto Blue Jays maintain their spring training quarters in Pinellas County in the cities of Clearwater and Dunedin.

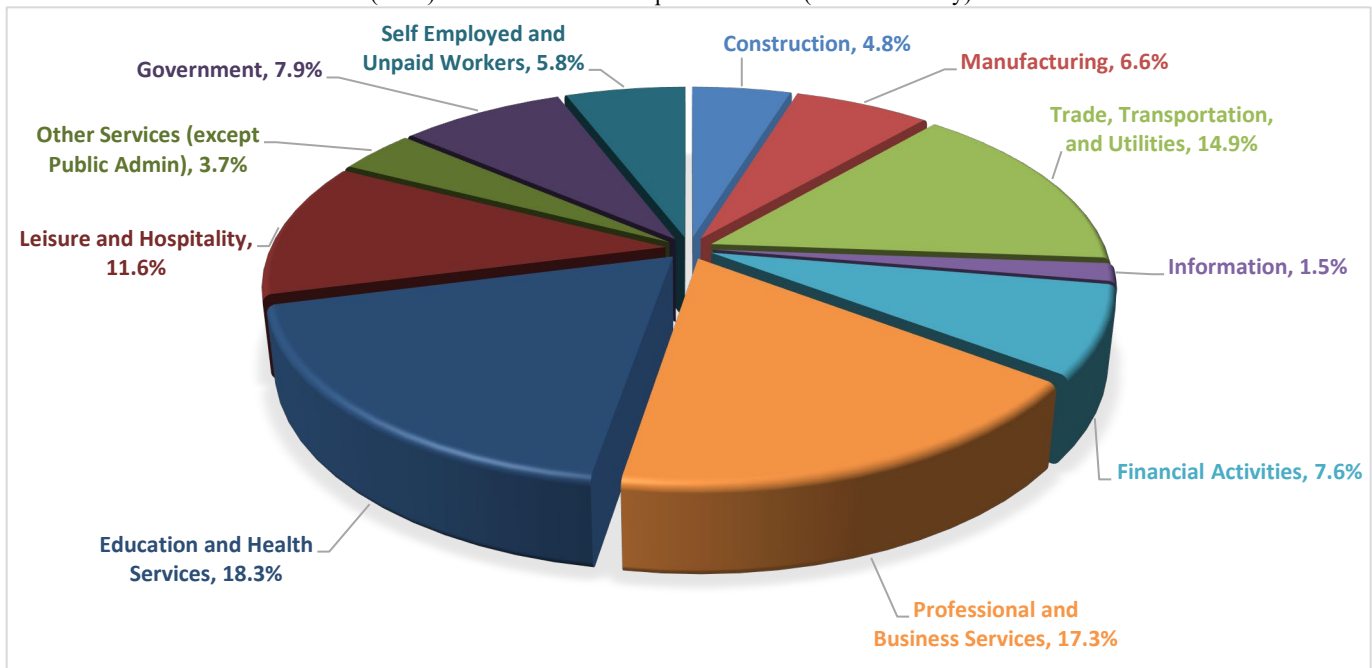
Surrounded on three sides by water, opportunities for fishing, boating and outdoor activities are plentiful. The numerous parks and preserves throughout the County support these recreational activities. No matter where you visit while on vacation in the St. Petersburg/Clearwater area, you'll get a glimpse of authentic Florida. Many other cultural, historical, and entertainment destinations in the local area can be found at <http://www.visitstpeteclearwater.com/>.

Pinellas has diverse, yet mutually beneficial, industry clusters, including aviation/aerospace; defense/homeland security; medical technologies; business and financial services; and information technology, along with an extensive network of suppliers, service providers and business associations support operations in these sectors. Last year, the County launched an *Employment Sites Program* intended to attract attention not only from developers, but also from local businesses hoping to expand within Pinellas. Twelve conditionally approved program projects will create 688,425 square feet of new industrial, flex, manufacturing, and office space. Details regarding the program may be found at www.PCED.org/esp.

The graph of employment by industry in the County below was provided by the Economic Development Department.

Pinellas Employment by Industry






Source: Data from the Florida Department of Economic Opportunity (DEO) for Workforce Development Area 14 (Pinellas County)



Long-term Financial Planning

Every Florida local government must prepare a comprehensive plan for managing growth, providing vital services and protecting the environment. Pinellas County's Comprehensive Plan incorporates elements to address such issues as future land use, transportation, natural historic and cultural resources, environmental management, housing, intergovernmental cooperation, water supply, recreation and open space, etc. The emphasis and theme is the need to plan appropriately today in order to maintain a sustainable future, and a quality community.

The Board of County Commissioners (Board) has developed a strategic plan to enable the most efficient and effective use of public resources, provide the highest quality customer service, and create a supportive, rewarding work environment. The plan incorporates five strategic goals:

-  Ensure Public Health, Safety, and Welfare
-  Practice Superior Environmental Stewardship
-  Foster Continual Economic Growth and Vitality
-  Deliver First Class Services to the Public and our Customers
-  Create a Quality Workforce in a Positive, Supportive Organization

These five goals support the County's mission to remain committed to progressive public policy, superior public service, courteous public contact, judicious exercise of authority, and responsible management of public resources to meet the needs and concerns of the citizens today and tomorrow.

Pinellas County uses a six-year budget framework in developing the budget. The six-year budget framework incorporates the most recent audited financial information, actual activity to date and projections of future events. The out-years are forecasted using various projection methods such as trend analysis, linear regression and moving averages. These projections also incorporate key assumptions in addition to unknown risks potentially affecting the forecast. This framework benefits decision-makers in assessing the long-term financial sustainability of the County's funds, understanding the impact of today's decisions on the future and providing a holistic financial picture.

Major Accomplishments

General Government

The County voluntarily decreased the general fund millage rate for the second year in a row, putting the Countywide property tax at its lowest rate in more than 30 years. The County rating with FEMA provides homeowners a 35% discount on flood insurance.



Economic Environment

The County supported the community by improving infrastructure and investing in neighborhoods to grow new businesses and draw increased visitors. Pinellas County achieved an unemployment rate below 3% and awarded over \$28.3 million in contracts to 705 Small Business Enterprises. The County-operated Young-Rainey Science Technology and Research (STAR) Center provided a worksite for 1,760+ private sector jobs contributing \$160.8 million in wages to Pinellas residents. Opening Brooker Creek South, the County provided a 130,000-square-foot space supporting three employers in high-wage target industries.



More than 15.7 million visitors from around the globe came to Pinellas to enjoy the beauty, art and culture the area offered, creating a total impact of more than \$10 billion on the local economy.

Public Health & Safety

The County expanded the Quick Response Team Model to include Law Enforcement and Fire for rapid deployment of engagement teams into opioid treatment, and expanded Opioid mitigation efforts to respond to the ongoing substance abuse crisis. The County implemented Closest Unit Dispatch for EMS to assist in quicker response times for needed services.

During the historic Hurricane Ian, the County continued its extensive partnership with local communities working to prepare the residents. The County distributed 138,000 *All Hazards Preparedness Guides* and 1,000 hurricane kits to residents in at-risk communities. Pinellas County protected more than 5,200 residents and pets inside the safety of its 25 community shelters. The County Information Center answered over 17,000 calls and live chats.



Hurricane Ian shelter opening for residents

The County made significant investments to assist with the OPIOD crisis through expanded Quick Response Team model changes, expanded mitigation efforts, and implemented the Pinellas Matters pilot program.

Transportation

The County-operated airport, St. Pete -Clearwater International Airport (PIE) offered 65 non-stop destinations through three carriers. Passengers traveling through PIE exceeded 2.4 million, the most in PIE history.



Public Works employees pouring cement for new sidewalks

To improve its roadways, the County secured a \$4.6 million grant for smart transportation technologies to advance mobility and safety. Additionally, over 90 lane-miles of roadways were resurfaced, nearly 100% of reported potholes were fixed within three days of being reported, 841 emergency maintenance service requests were responded to within 24 hours and 27,000 linear feet of sidewalk was replaced or repaired.

Physical Environment

The County is designated as a *Bee City USA* affiliate to recognize its commitment to the promotion and protection of pollinators. The County continued to secure and protect its land and water resources by receiving grants and investing in various renewable and recyclable/sustainable energy and environment programs. A \$17 million Community Development Block Grant improved the resiliency, floodplain capacity and water quality through Joe's Creek Greenway Restoration Project. The County continued participation in Duke Energy's Connection Program, offsetting 5,508 kilowatts per year of County energy with solar energy power. This allowed the County to build toward its goal of 100% renewable, zero-emission clean energy consumption by 2050.



The County also performed nearly 50,000 water laboratory tests to provide over 18 billion gallons of safe drinking water to the community. Impressively, over 9.9 billion gallons of wastewater were treated creating 6.6 billion gallons of reclaimed water. To maintain the utility systems and reduce overflows, over 18,000 feet of pipe was lined and replaced.



Pinellas County Utilities employee testing water samples

To clean up the community, the County swept over 22,000 miles of county streets to remove hazards and debris and protect local waterways. The County treated approximately 277,000 acres of land reducing mosquito populations by 3% compared to the last eight year average and continued to maintain vegetation in 713 permitted stormwater facilities, 261 stormwater ponds, 27 miles of ditches, and 190 miles of rights of way. These efforts contributed to improved drainage, reduced flooding and prevention of mosquito breeding.

Waste management activities included recycling 47 million pounds of metal, turning 81 million pounds of yard waste into mulch and collecting 1.3 million pounds of household electronics and chemicals.



Wastewater treatment plant

Human Services

The County championed many housing solutions for the residents by adopting the *Advantage Pinellas Housing Compact* along with many of its city partners. These efforts were aimed at establishing a unified approach to addressing housing issues. To build on this unified approach, the County also passed a *Tenants Bill of Rights* to protect renters. Through a partnership with the City of St. Petersburg and with \$45.7 million of Federal Emergency Rental Assistance Program funds, the County assisted 5,443 households with rent and utility payments.



Economic Outlook

While the year began amidst mounting optimism of the darkest days of the COVID-19 crisis having passed, 2022 turned out to be yet another challenging year with the highest inflation in 40 years. Improved public health enabled pandemic-weary Pinellas communities to migrate back toward normal activities. However, prolonged supply chain disruptions, lingering effects of fiscal stimulus, continued Federal Rate hikes, elevated inflation, housing challenges and waning consumer savings were present.

While the odds of a recession have increased, the Clerk & Comptroller continues to monitor the economic impact on revenue sources, including state shared revenues, tourist taxes, sales taxes, gas taxes, investment income, and other revenues impacted by economic conditions. This may influence the investment approach and the duration of new investments. The County's portfolio maintains financial flexibility to prudently manage the County's funds through rising and declining interest rate cycles, and more recently, during the ongoing risk of the US economy tipping toward recession in 2023.

Awards and Acknowledgements

The County earned the Government Finance Officers Association of the United States and Canada (GFOA) *Triple Crown* award as 1 of only 317 governments receiving this honor. The *Triple Crown* award consists of:

- The **Certificate of Achievement for Excellence in Financial Reporting** to Pinellas County for its annual comprehensive financial report for the fiscal year ended September 30, 2020. (40th consecutive year of the award)
- The **Outstanding Achievement in Popular Annual Financial Reporting** to Pinellas County for its citizens report for the fiscal year ended September 30, 2020. (15th consecutive year of the award)
- The **Distinguished Budget Presentation Award** to Pinellas County for its separately issued annual budget for the fiscal year beginning October 1, 2020. (15th consecutive year of the award)

In order to be awarded this honor, a government must meet the high standards of all three separate award programs. Each award program recognizes governments that produce reports communicating their financial stories in a transparent manner and meeting all stringent program standards. See <https://www.gfoa.org/awards>.

Pinellas County received these awards for the fiscal year ended September 30, 2021 and we believe Pinellas will qualify for the 2021 Triple Crown. An award is good for a period of one year. We believe our current annual comprehensive report meets the Certificate of Achievement Program's requirements and we are submitting it to the GFOA to determine eligibility for another certificate.

Although the Finance Division is responsible for the preparation of the Annual Comprehensive Financial Report, the County's independent auditors, Crowe LLP, have contributed to the quality and clarity of the report. Recognition is due the Board of County Commissioner's Communications Department for designing the front cover, and the Clerk of the Circuit Court and Comptroller's Finance Division for preparing this report.

Respectfully submitted

A blue ink signature of Ken Burke.

Ken Burke, CPA

Clerk of the Circuit Court and Comptroller

A blue ink signature of Jeanette L. Phillips.

Jeanette L. Phillips, CPA, CGFO

Chief Deputy Finance Director, Finance Division



Government Finance Officers Association

Certificate of
Achievement
for Excellence
in Financial
Reporting

Presented to

**Pinellas County
Florida**

For its Annual Comprehensive
Financial Report
For the Fiscal Year Ended

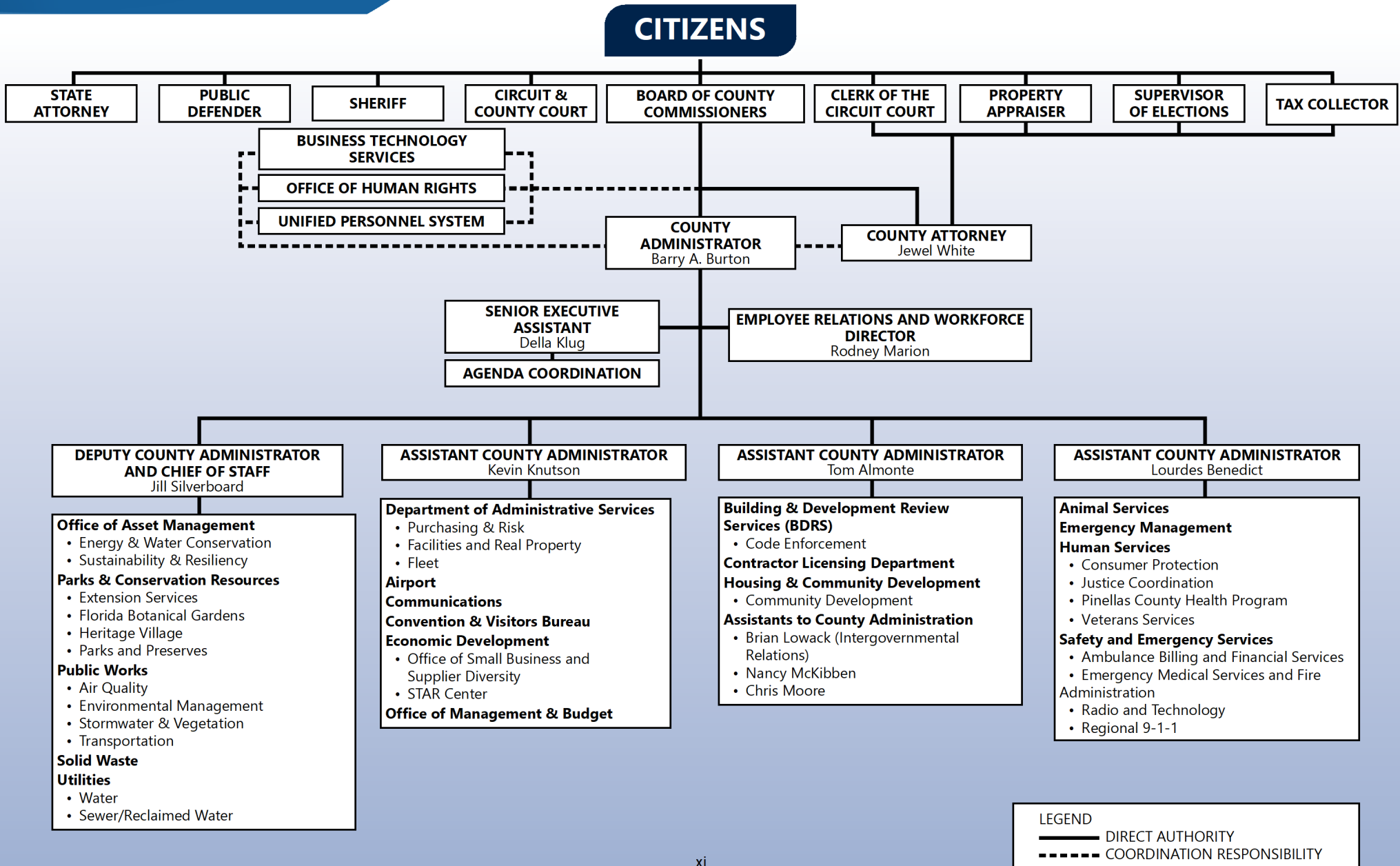
September 30, 2021

Christopher P. Morrill

Executive Director/CEO



Government Organizational Chart



II: FINANCIAL SECTION

- **INDEPENDENT AUDITOR'S REPORT**
- **MANAGEMENT'S DISCUSSION AND ANALYSIS**
- **BASIC FINANCIAL STATEMENTS**
 - **GOVERNMENT-WIDE FINANCIAL STATEMENTS**
 - **FUND FINANCIAL STATEMENTS**
 - **NOTES TO THE FINANCIAL STATEMENTS**
- **REQUIRED SUPPLEMENTARY INFORMATION**
- **COMBINING AND INDIVIDUAL FUND STATEMENTS AND SCHEDULES**

**INDEPENDENT AUDITOR'S
REPORT**

INDEPENDENT AUDITOR'S REPORT

Distinguished Members of the Board of County Commissioners
Honorable Kenneth P. Burke, Clerk of the Circuit Court and Comptroller
Honorable Mike Twitty, Property Appraiser
Honorable Bob Gualtieri, Sheriff
Honorable Julie Marcus Supervisor of Elections
Honorable Charles Thomas, Tax Collector
Pinellas County, Florida

Report on the Audit of the Financial Statements

Opinions

We have audited the financial statements of the governmental activities, the business-type activities, the aggregate discretely presented component units, each major fund, and the aggregate remaining fund information of Pinellas County, Florida (the "County"), as of and for the year ended September 30, 2022, and the related notes to the financial statements, which collectively comprise the County's basic financial statements as listed in the table of contents.

In our opinion, based on our audit and the reports of the other auditors, the accompanying financial statements referred to above present fairly, in all material respects, the respective financial position of the governmental activities, the business-type activities, the aggregate discretely presented component units, each major fund, and the aggregate remaining fund information of the County, as of September 30, 2022, and the respective changes in financial position and, where applicable, cash flows thereof and the respective budgetary comparison for the general fund, the sheriff's operations fund, the emergency medical service fund and the american rescue plan act fund for the year then ended in accordance with accounting principles generally accepted in the United States of America.

We did not audit the financial statements of the Pinellas County Planning Council or the Pinellas County Housing Finance Authority, which together represent 99.99 percent and 99.96 percent, respectively, of the assets and net position of the aggregate discretely presented component units as of September 30, 2022, and 78.22% of the expenses of the aggregate discretely presented component units for the year then ended. Those statements were audited by other auditors whose reports have been furnished to us, and our opinions, insofar as it relates to the amounts included for the Pinellas County Planning Council and the Pinellas County Housing Finance Authority, are based solely on the reports of the other auditors

Basis for Opinions

We conducted our audit in accordance with auditing standards generally accepted in the United States of America (GAAS) and the standards applicable to financial audits contained in *Government Auditing Standards (Government Auditing Standards)*, issued by the Comptroller General of the United States. Our responsibilities under those standards are further described in the Auditor's Responsibilities for the Audit of the Financial Statements section of our report. We are required to be independent of the County, and to meet our other ethical responsibilities, in accordance with the relevant ethical requirements relating to our audit. We believe that the audit evidence we have obtained is sufficient and appropriate to provide a basis for our audit opinions.

Emphasis of Matter

As discussed in Note 21 to the financial statements, during the year ended September 30, 2022, the County adopted new accounting guidance, GASB Statement No. 87, Leases. Our opinions are not modified with respect to this matter.

Responsibilities of Management for the Financial Statements

Management is responsible for the preparation and fair presentation of the financial statements in accordance with accounting principles generally accepted in the United States of America, and for the design, implementation, and maintenance of internal control relevant to the preparation and fair presentation of financial statements that are free from material misstatement, whether due to fraud or error.

In preparing the financial statements, management is required to evaluate whether there are conditions or events, considered in the aggregate, that raise substantial doubt about the County's ability to continue as a going concern for twelve months beyond the financial statement date, including any currently known information that may raise substantial doubt shortly thereafter.

Auditor's Responsibilities for the Audit of the Financial Statements

Our objectives are to obtain reasonable assurance about whether the financial statements as a whole are free from material misstatement, whether due to fraud or error, and to issue an auditor's report that includes our opinions. Reasonable assurance is a high level of assurance but is not absolute assurance and therefore is not a guarantee that an audit conducted in accordance with GAAS and *Government Auditing Standards* will always detect a material misstatement when it exists. The risk of not detecting a material misstatement resulting from fraud is higher than for one resulting from error, as fraud may involve collusion, forgery, intentional omissions, misrepresentations, or the override of internal control. Misstatements are considered material if there is a substantial likelihood that, individually or in the aggregate, they would influence the judgment made by a reasonable user based on the financial statements.

In performing an audit in accordance with GAAS and *Government Auditing Standards*, we

- Exercise professional judgment and maintain professional skepticism throughout the audit.
- Identify and assess the risks of material misstatement of the financial statements, whether due to fraud or error, and design and perform audit procedures responsive to those risks. Such procedures include examining, on a test basis, evidence regarding the amounts and disclosures in the financial statements.
- Obtain an understanding of internal control relevant to the audit in order to design audit procedures that are appropriate in the circumstances, but not for the purpose of expressing an opinion on the effectiveness of the County's internal control. Accordingly, no such opinion is expressed.
- Evaluate the appropriateness of accounting policies used and the reasonableness of significant accounting estimates made by management, as well as evaluate the overall presentation of the financial statements.
- Conclude whether, in our judgment, there are conditions or events, considered in the aggregate, that raise substantial doubt about the County's ability to continue as a going concern for a reasonable period of time.

We are required to communicate with those charged with governance regarding, among other matters, the planned scope and timing of the audit, significant audit findings, and certain internal control-related matters that we identified during the audit.

Required Supplementary Information

Accounting principles generally accepted in the United States of America require that the management's discussion and analysis, schedules of changes in total OPEB liability, schedules of proportionate share of net pension liability and schedules of contributions on pages 5 through 16, and 91 through 98 be presented to supplement the basic financial statements. Such information is the responsibility of management and, although not a part of the basic financial statements, is required by the Governmental Accounting Standards Board who considers it to be an essential part of financial reporting for placing the basic financial statements in an appropriate operational, economic, or historical context. We and other auditors have applied certain limited procedures to the required supplementary information in accordance with auditing standards generally accepted in the United States of America, which consisted of inquiries of management about the methods of preparing the information and comparing the information for consistency with management's responses to our inquiries, the basic financial statements, and other knowledge we obtained during our audit of the basic financial statements. We do not express an opinion or provide any assurance on the information because the limited procedures do not provide us with sufficient evidence to express an opinion or provide any assurance.

Supplementary Information

Our audit was conducted for the purpose of forming opinions on the financial statements that collectively comprise the County's basic financial statements. The combining and individual fund statements and schedules are presented for purposes of additional analysis and are not a required part of the basic financial statements. Such information is the responsibility of management and was derived from and relates directly to the underlying accounting and other records used to prepare the basic financial statements. The information has been subjected to the auditing procedures applied in the audit of the basic financial statements and certain additional procedures, including comparing and reconciling such information directly to the underlying accounting and other records used to prepare the basic financial statements or to the basic financial statements themselves, and other additional procedures in accordance with auditing standards generally accepted in the United States of America. In our opinion, the combining and individual fund statements and schedules are fairly stated, in all material respects, in relation to the basic financial statements as a whole.

Other Information

Management is responsible for the other information included in the annual report. The other information comprises the introductory and statistical sections but does not include the basic financial statements and our auditor's report thereon. Our opinions on the basic financial statements do not cover the other information, and we do not express an opinion or any form of assurance thereon.

In connection with our audit of the basic financial statements, our responsibility is to read the other information and consider whether a material inconsistency exists between the other information and the basic financial statements, or the other information otherwise appears to be materially misstated. If, based on the work performed, we conclude that an uncorrected material misstatement of the other information exists, we are required to describe it in our report.

Other Reporting Required by *Government Auditing Standards*

In accordance with *Government Auditing Standards*, we have also issued our report dated March 28, 2023 on our consideration of the County's internal control over financial reporting and on our tests of its compliance with certain provisions of laws, regulations, contracts, and grant agreements and other matters. The purpose of that report is solely to describe the scope of our testing of internal control over financial reporting and compliance and the results of that testing, and not to provide an opinion on the effectiveness of the County's internal control over financial reporting or on compliance. That report is an integral part of an audit performed in accordance with *Government Auditing Standards* in considering the County's internal control over financial reporting and compliance.

A handwritten signature in black ink that reads "Crowe LLP". The signature is written in a cursive, flowing style.

Crowe LLP

Tampa, Florida
March 28, 2023

**MANAGEMENT'S
DISCUSSION AND ANALYSIS**

Pinellas County, Florida
MANAGEMENT'S DISCUSSION AND ANALYSIS
September 30, 2022

This section of Pinellas County's (County) annual financial report presents our discussion and analysis of the County's financial performance for the fiscal year ended September 30, 2022. Please read the information presented here in conjunction with the transmittal letter at the front of this report and Pinellas County's financial statements and footnotes following this report.

FINANCIAL HIGHLIGHTS

The County's net position (excess of assets and deferred outflows over liabilities and deferred inflows) increased by \$336.2 million from the prior year, with increases of \$240.7 million and \$95.5 million, respectively, in governmental and business-type activities. The County's net position at the end of the fiscal year is \$4.0 billion, consisting of \$2.0 billion and \$2.0 billion for governmental and business-type activities, respectively. Net position included an unrestricted deficit of \$651.0 million for governmental activities and an unrestricted balance of \$493.5 million for business-type activities.

During the year, expenses for governmental activities decreased by \$5.7 million or 0.5 percent over last year, with the largest decreases being in transportation of \$3.7 million and public safety of \$3.5 million. Revenues for governmental activities decreased by \$1.5 million or 0.1 percent, with the majority, or \$62 million of the decrease attributable to operating grants.

In the County's business-type activities, expenses decreased by \$2.1 million or 0.7 percent, while revenues increased by \$12.0 million or 3.4 percent compared to the prior year.

Explanations for these changes follow in the financial analysis section beginning on page 8 of this report.

OVERVIEW OF THE FINANCIAL STATEMENTS

The County's basic financial statements consist of three components: 1) government-wide financial statements, 2) fund financial statements, and 3) the notes to the financial statements. The annual comprehensive financial report also contains other supplemental information in addition to the basic financial statements.

Government-wide financial statements. The government-wide financial statements present readers a broad overview of the County's financial operations for the fiscal year in a manner similar to a private sector business. Three categories are represented:

Governmental activities include most of the basic services offered to citizens, including tax assessment and collections, fire and law enforcement protection, judicial services, emergency medical services, civil emergency services, construction and maintenance of highways, streets and other infrastructure, economic development, social and human services, and cultural and recreational services. Primarily, property taxes, sales and use taxes, intergovernmental revenues and user fees finance these operations.

Business-type activities include the water, sewer, solid waste and airport systems financed primarily by fees charged to customers.

Component units are legally separate entities, however, since the County is financially accountable for them, they are included in this report. Discretely presented component units are as follows: Pinellas County Planning Council, Pinellas County Housing Finance Authority, Pinellas County Health Facilities Authority, Pinellas County Educational Facilities Authority, and the Pinellas County Construction Licensing Board. The focus of this analysis is on the primary government.

The Statement of Net Position presents information on assets, deferred outflows, liabilities and deferred inflows and the resulting net position using accounting methods similar to those used by private sector companies. This is considered one way to measure the County's financial health.

The Statement of Activities shows the change in the County's net position during the fiscal year. All of the current year's revenues and expenses are accounted for in this report, regardless of when cash is received or paid. Therefore, some revenues and expenses reported in this statement will result in cash flows in future fiscal years. For example, some revenue related to assessments and notes receivable will be collected over several fiscal years and some expenses related to earned but unused vacation leave will be paid when used over several fiscal years.

Pinellas County, Florida
MANAGEMENT'S DISCUSSION AND ANALYSIS
September 30, 2022

Fund Financial Statements. The fund financial statements provide more detailed information about the County's most significant funds, not the County as a whole. A fund is a self-balancing group of accounts used to maintain control over resources intended to be used for specific purposes. The County uses governmental, proprietary and fiduciary funds.

Governmental funds – Most of the County's basic services are accounted for here, as reported in governmental activities in the government-wide financial statements. However, governmental fund financial statements focus on near-term inflows and outflows of spendable resources and the balances available at the end of the fiscal year. Because the governmental funds are narrower in focus than the government-wide financial statements, the reader may better understand the differences between the two statements by comparing similar information in the statements. The governmental fund balance sheet and the governmental fund statement of revenues, expenditures, and changes in fund balances provide a reconciliation between governmental funds and governmental activities.

Proprietary funds – The County maintains two different types of proprietary funds: 1) enterprise funds used to account for the same types of functions as presented in business-type activities in the government-wide statements (water, sewer, solid waste and airport services) and 2) internal service funds used to account for services provided primarily to the government itself (information technology, risk financing, fleet management, and employee life and health benefits). Because internal service funds provide services primarily benefiting governmental rather than business-type functions, they have been included in the governmental activities in the government-wide financial statements.

Fiduciary funds – The County uses fiduciary funds to account for resources held for the benefit of parties outside the County. Fiduciary funds are not reflected in the government-wide financial statements because the resources of those funds are not available to support Pinellas County's own programs.

Notes to the financial statements. The notes provide additional information essential for the reader to obtain a full understanding of the information presented in the basic financial statements.

Other information. This report also contains other information in addition to the basic financial statements. Combining and individual fund statements and schedules are presented for nonmajor governmental, internal service and fiduciary funds.

GOVERNMENT-WIDE FINANCIAL ANALYSIS

The comparison of net position from year to year serves to measure a government's financial position. As of September 30, 2022 assets and deferred outflows exceeded liabilities and deferred inflows by \$4.0 billion (net position) overall; however, governmental activities reflect an unrestricted deficit of \$651.0 million as explained further on page 8.

Pinellas County, Florida's Net Position
(dollars in thousands)

	Governmental Activities		Business-type Activities		Total Primary Government	
	2022	2021	2022	2021	2022	2021
Current and other assets	\$ 1,462,677	\$ 1,196,690	\$ 758,060	\$ 581,986	\$ 2,220,737	\$ 1,778,676
Capital assets	2,159,878	2,090,189	1,569,173	1,585,099	3,729,051	3,675,288
Total assets	<u>3,622,555</u>	<u>3,286,879</u>	<u>2,327,233</u>	<u>2,167,085</u>	<u>5,949,788</u>	<u>5,453,964</u>
Deferred outflows of resources	197,644	176,645	13,529	14,145	211,173	190,790
Long-term liabilities	1,191,774	996,873	195,049	222,683	1,386,823	1,219,556
Other liabilities	298,755	238,551	40,898	42,565	339,653	281,116
Total liabilities	<u>1,490,529</u>	<u>1,235,424</u>	<u>235,947</u>	<u>265,248</u>	<u>1,726,476</u>	<u>1,500,672</u>
Deferred inflows of resources	303,869	442,981	124,741	31,457	428,610	474,438
Net investment in capital assets	\$ 2,100,070	\$ 2,060,959	\$ 1,472,883	\$ 1,468,778	\$ 3,572,953	\$ 3,529,737
Restricted	576,756	400,974	13,643	10,440	590,399	411,414
Unrestricted (deficit)	<u>(651,025)</u>	<u>(676,815)</u>	<u>493,548</u>	<u>405,308</u>	<u>(157,477)</u>	<u>(271,507)</u>
Total net position	<u>\$ 2,025,801</u>	<u>\$ 1,785,118</u>	<u>\$ 1,980,074</u>	<u>\$ 1,884,526</u>	<u>\$ 4,005,875</u>	<u>\$ 3,669,644</u>

Pinellas County, Florida
MANAGEMENT'S DISCUSSION AND ANALYSIS
September 30, 2022

Investment in capital assets (e.g., land, buildings, machinery and equipment), less outstanding related debt used in acquiring these assets, represented 89.2 percent of Pinellas County's total net position. Capital assets reported net of debt are used to provide services to the citizens of Pinellas County and therefore are not available for future spending. Resources necessary to cover capital asset debt must be provided from other sources.

Restricted net position represents 14.7 percent of total net position and is obligated for a specific purpose. The unrestricted net deficit of \$157.5 million (\$651.0 million deficit in governmental activities combined with a \$493.5 million balance in business-type activities) decreased by \$114.0 million from the prior year as explained on page 8.

The following schedule compares the revenues and expenses for the primary government for the current and previous fiscal years. Total revenues for the County increased 0.6 percent over last year. Approximately 37.8 percent of the County's total revenues come from property taxes and 14.7 percent from other taxes. Fees, service charges, revenues from other governments and unrestricted interest earnings account for 47.5 percent of all revenues. Total expenses decreased 0.6 percent compared to the prior year.

Pinellas County, Florida's Changes in Net Position

(dollars in thousands)

	Governmental Activities		Business-type Activities		Total Primary Government	
	2022	2021	2022	2021	2022	2021
Revenues						
Program revenues:						
Charges for services	\$ 255,635	\$ 255,969	\$ 340,571	\$ 333,822	\$ 596,206	\$ 563,390
Grants - operating	197,028	259,002	7,165	7,707	204,193	266,709
Grants - capital	2,987	8,013	10,143	14,072	13,130	22,086
General revenues:						
Property taxes	653,004	626,386	-	-	653,004	626,386
Sales taxes	229,213	188,399	-	-	229,213	188,399
Fuel taxes	17,193	16,945	-	-	17,193	16,945
Communication services tax	8,203	7,920	-	-	8,203	7,920
Investment income (loss)	(7,753)	548	1,754	-	(5,999)	548
Miscellaneous	6,146	-	7,954	-	14,100	-
Total revenues	<u>1,361,656</u>	<u>1,363,182</u>	<u>367,587</u>	<u>355,602</u>	<u>1,729,243</u>	<u>1,718,784</u>
Program expenses						
General government	191,605	194,238	-	-	191,605	194,238
Public safety	642,192	645,669	-	-	642,192	645,669
Physical environment	44,721	42,237	-	-	44,721	42,237
Transportation	68,289	71,997	-	-	68,289	71,997
Economic environment	74,687	70,886	-	-	74,687	70,886
Human services	64,253	63,033	-	-	64,253	63,033
Culture and recreation	34,945	38,258	-	-	34,945	38,258
Interest and fiscal charges	215	312	-	-	215	312
Water System	-	-	90,774	88,743	90,774	88,743
Sewer System	-	-	74,704	71,997	74,704	71,997
Solid Waste System	-	-	81,998	89,487	81,998	89,487
Airport	-	-	24,630	23,932	24,630	23,932
Total expenses	<u>1,120,907</u>	<u>1,126,630</u>	<u>272,106</u>	<u>274,159</u>	<u>1,393,013</u>	<u>1,400,789</u>
Transfers in (out)	<u>(67)</u>	<u>-</u>	<u>67</u>	<u>-</u>	<u>-</u>	<u>-</u>
Change in net position	240,682	236,552	95,548	81,443	336,230	317,995
Net position - beginning	<u>1,785,118</u>	<u>1,548,566</u>	<u>1,884,526</u>	<u>1,803,083</u>	<u>3,669,644</u>	<u>3,351,649</u>
Net position - ending	<u>\$ 2,025,800</u>	<u>\$ 1,785,118</u>	<u>\$ 1,980,074</u>	<u>\$ 1,884,526</u>	<u>\$ 4,005,874</u>	<u>\$ 3,669,644</u>

Pinellas County, Florida
MANAGEMENT'S DISCUSSION AND ANALYSIS
September 30, 2022

Governmental activities. Revenues in the County's governmental activities decreased by \$1.5 million or 0.1 percent over the prior year. The cost of governmental activities decreased 0.5 percent or \$5.7 million from the prior year. Revenues exceeded expenses for the year by \$240.7 million, compared to an excess of revenues over expenses of \$236.6 million in the prior year. Key factors attributing to these changes are described below.

Property tax revenues increased by \$26.6 million, or 4.2 percent over last year for all governmental activities due to an increase in property tax values of 5.7 percent. The millage rate decreased 0.1453 mills in FY2022 from the prior year.

Operating grants and contributions decreased by \$62.0 million from the prior year, due primarily to a decrease in federal funding from the prior year due to the end of the Coronavirus Aid Relief & Economic Security (CARES) Act.

Sales tax revenue increased by \$40.8 million; or 21.7 percent due to continued recovery from the impact of the Coronavirus pandemic, and inflationary cost increases to consumer goods.

General Government expenses decreased by \$2.6 million, primarily as a result of additional cost recovery allocations of approximately \$6.1 million for internal information technology, which provides various infrastructure, application support, and project management.

Physical Environment expenses increased by \$2.5 million, primarily due to increased costs for Beach Renourishment over the prior year.

Transportation expenses decreased by \$3.7 million due to prior year aid to government agencies for utility relocation costs for the Gulf Boulevard Improvement Plan project.

Economic Environment expenses increased by \$3.8 million, primarily due to the Tampa Bay Innovation Center Incubator and aid to local government agencies.

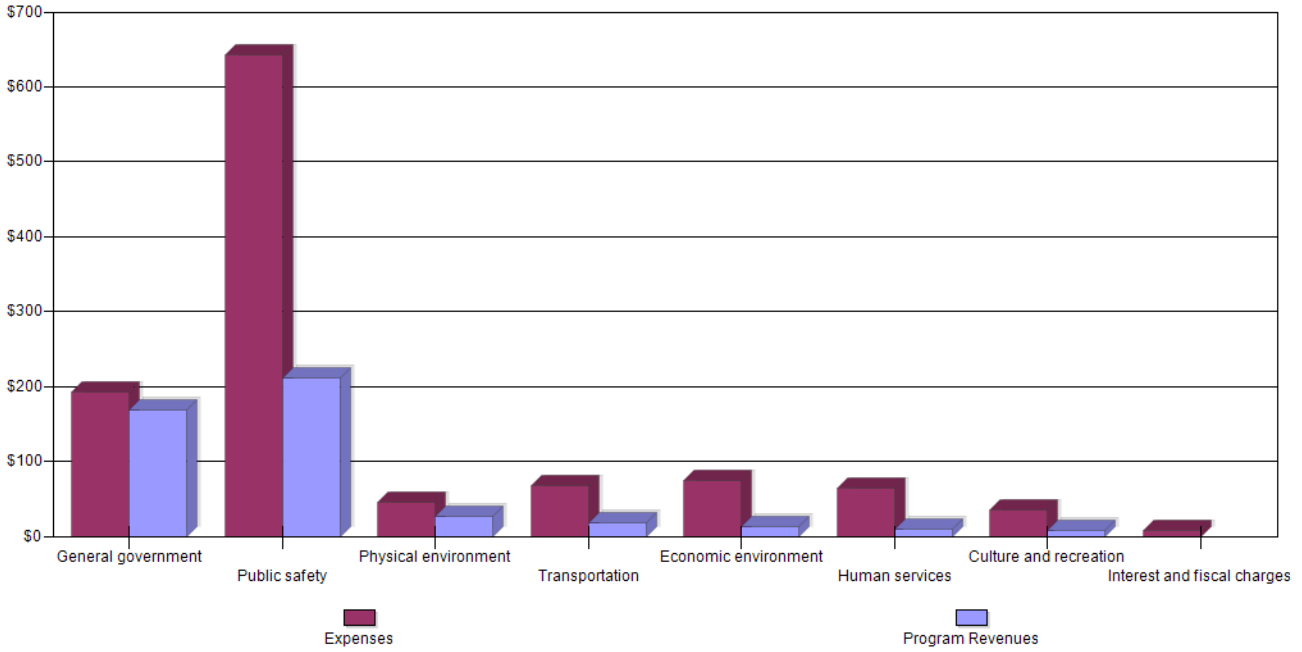
Culture and Recreation expenses decreased by \$3.3 million primarily due to the County's non-recurring contribution in the prior year for the purchase and preservation of the Gladys E. Douglas Preserve.

Net position for governmental activities totaled \$2.0 billion at fiscal year-end; however, there was a net unrestricted deficit in governmental activities of \$651.0 million resulting primarily from the unfunded Other Post-employment Benefits (OPEB) and net pension liabilities. The impact on net position of OPEB and pension related liabilities, deferred inflows, and deferred outflows was \$672.0 million and \$451.0 million, respectively.

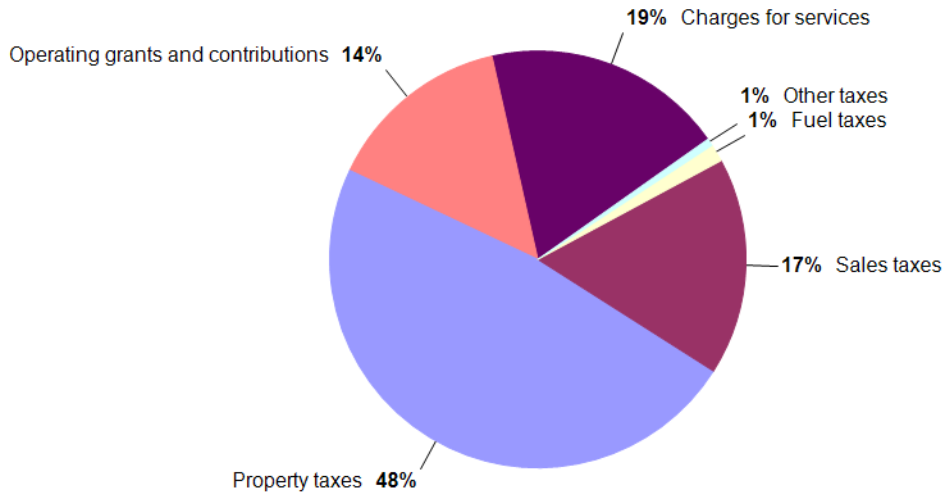
The remainder of this page intentionally left blank.

Pinellas County, Florida
MANAGEMENT'S DISCUSSION AND ANALYSIS
 September 30, 2022

Expenses and Program Revenues - Governmental Activities
(dollars in millions)



Revenues by Source - Governmental Activities



Pinellas County, Florida
MANAGEMENT'S DISCUSSION AND ANALYSIS
September 30, 2022

Business-type activities. Net position of business-type activities increased \$95.5 million or 5.1 percent during the year. Revenues in business-type activities increased 3.4 percent over the prior year by \$12.0 million. Expenses were down by \$2.1 million or 0.7 percent.

Water System - Net position of the Water System increased \$6.1 million during the year compared to an increase of \$9.4 million in the prior year.

Total program revenues for the Water System, including charges for services, investment income, miscellaneous revenue and capital contributions, decreased by \$1.1 million or 1.1 percent from the prior year. However, this was off set by a decrease in expenses by \$2.3 million or 2.6 percent.

Sewer System - Net position of the Sewer System increased \$31.6 million during the year compared to an increase of \$24.0 million in the prior year.

Total program revenues increased by \$10.4 million or 10.9 percent over the prior year. Charges for services to customers increased by \$11.0 million or 11.6 percent. The largest contributing factor was retail rate increases.

Solid Waste System - Net position of the Solid Waste System increased by \$45.2 million during the year compared to an increase of \$37.6 million in the prior year.

Total program revenues of the system increased by \$2.3 million or 1.9 percent over the prior year. Electrical sales revenue increased by \$1.1 million resulting from an increase in demand, while charges for electrical capacity resulted in additional revenues of \$4.1 million over the previous fiscal year due to contractual rate increases. Revenues for tipping fees were up \$2.2 million due to an increase in tipping fee rates and waste disposal tonnage processed compared to prior year.

Operating expenses for the system were down by \$6.1 million or 7.0 percent over the prior year due to decreased costs of operating the waste-to-energy facility.

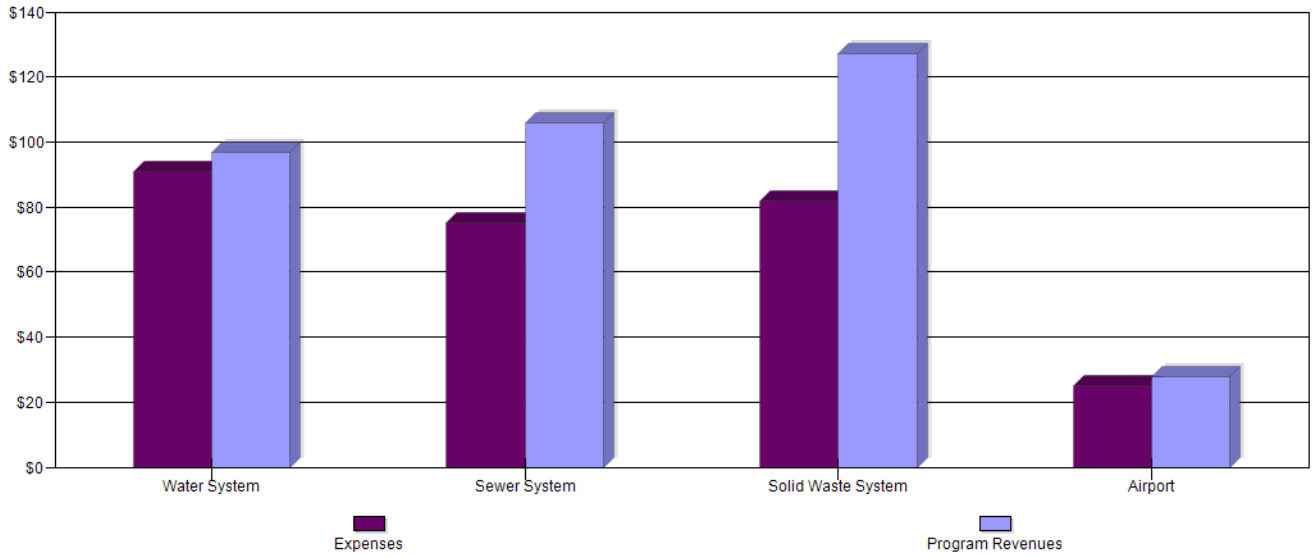
Airport - Net position of the Airport increased \$13.0 million during the year compared to an increase of \$11.9 million in the prior year.

Total Airport revenues increased by \$1.8 million (3.0 percent) over the prior year. The continued lifting of travel restrictions resulted in a record number of travelers during the year. This led to increased vehicle rentals, parking fees, rent collections and passenger facility charges of \$5.5 million. Funding for ongoing capital projects from Federal and State sources decreased by \$5.0 million during the year. Federal grants for continued operations increased by \$.9 million. Total Airport expenses increased by \$.7 million (2.8 percent). During the year the Airport recognized \$1.3 million in expenses related to a settlement. Payroll and benefit expenses decreased \$.5 million.

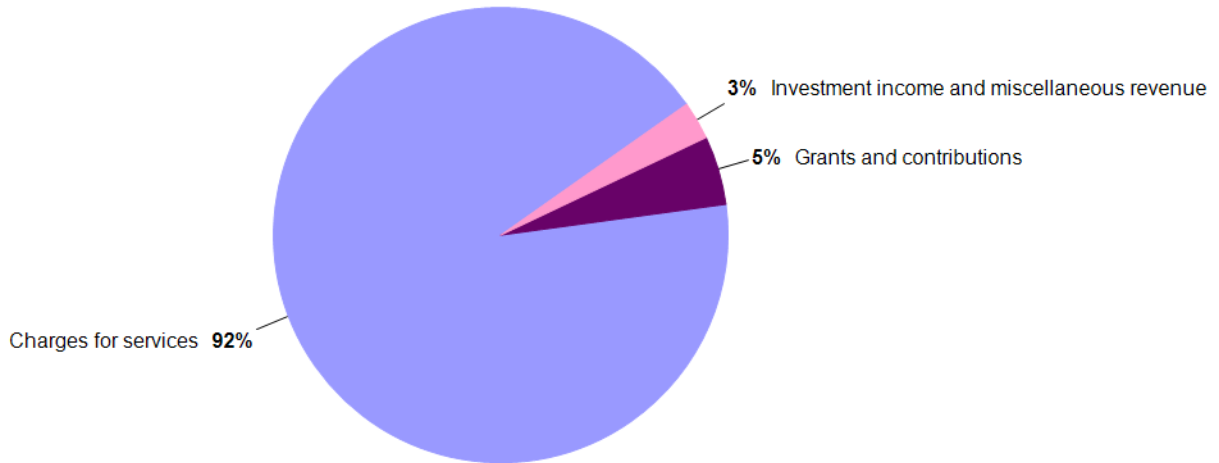
The remainder of this page intentionally left blank.

Pinellas County, Florida
MANAGEMENT'S DISCUSSION AND ANALYSIS
September 30, 2022

Expenses and Program Revenues – Business-type Activities
(dollars in millions)



Revenues by Source – Business-Type Activities



Pinellas County, Florida
MANAGEMENT'S DISCUSSION AND ANALYSIS
September 30, 2022

FINANCIAL ANALYSIS OF PINELLAS COUNTY'S FUNDS

The County uses fund accounting to demonstrate compliance with finance related legal requirements.

Governmental Funds: Governmental funds focus on money inflows and outflows and the balances available for spending. The governmental funds provide a detailed short-term view of the County's general government operations and the basic services provided. Governmental fund information helps determine the amount of short-term financial resources available for County programs. The unassigned fund balance may serve as an annual benchmark of the net resources available for discretionary spending at the end of the fiscal year. At fiscal year-end, total fund balance for the County's governmental funds was \$866.6 million, increasing from the prior year by \$185.6 million. The unassigned portion of fund balance was \$188.9 million for all governmental funds compared to \$142.1 million last year. As a part of the budget process for fiscal year 2021-2022, the Board adopted a policy committing or assigning portions of the previously unassigned fund balances for specific purposes as explained in Note 13 – Fund Balances. Key financial factors for the year for major governmental funds were as follows:

The General Fund is the primary operating fund of the County, accounting for all financial resources of the general government, except for those required to be accounted for in another fund. Appropriations for the General Fund for the fiscal year, including reserves, totaled \$970.4 million.

Overall General Fund revenues and other financing sources decreased by \$55.6 million or 6.6 percent from last year.

Tax revenue increased by \$20.5 million, due primarily to the 4.0 percent increase in ad valorem taxes.

Intergovernmental revenues were down by \$86.2 million or 39.2 percent. The decrease was primarily due to the completion of the Coronavirus Aid, Relief, and Economic Security (CARES) Act grant funding in the prior year.

Overall General Fund expenditures and transfers out increased by 2.2 percent or \$17.4 million.

The Sheriff's Operations Fund is used to account for the general operating activity of the Sheriff, the chief law enforcement and corrections officer for the County.

Expenditures and transfers out increased by \$34.3 million or 9.6 percent from the prior year due primarily to an increase of \$6.5 million in personal services, \$9.4 million in capital outlay and return of excess fees to the Board of County Commissioners of \$8.0 million.

Revenues, issuance of debt and transfers in increased by \$25.9 million or 7.2 percent over the prior year, with the increase attributable to the increase of \$32.6 million in transfers being used toward funding the aforementioned expenditure increases, and a \$6.7 million decrease in debt issuance.

Fund balance decreased by \$5.1 million.

The Capital Projects Fund accounts for construction of major governmental capital projects throughout the County.

- Revenues and transfers increased by \$75.0 million or 55.4 percent from the prior year. The majority of this increase is related to the following: 1) budgeting for a non-recurring transfer of \$62.7 million to the Capital Projects Fund to support the purchase of the South County Tax Collector building (\$10.2 million) and construction of the future Government Center (\$50.0 million), and (\$3.0 million) to reimburse the fund for the construction of the Mid-County Tax Collector building, 2) increased taxes of approximately \$18.5 million as economic activity recovers from the pandemic, 3) decreased investment income of \$4.2 million as a result of unrealized losses incurred from assets held to maturity in a rising interest rate environment.
- Expenditures and transfers out decreased by \$10.2 million or 9.0 percent. The most significant factor contributing to the decrease was the reserve increases that are attributed to cyclic variations in capital programs.

Pinellas County, Florida
MANAGEMENT'S DISCUSSION AND ANALYSIS
September 30, 2022

The Emergency Medical Service Fund is used to account for revenues earmarked for countywide emergency medical services.

Revenues and transfers in were up by \$23.6 million or 16.8 percent over the prior year, attributable mostly to additional tax revenues of \$5.4 million as a result of increased taxable property values and increased charges for services of \$14.2 million. These increases were offset by a \$4.5 million reduction in intergovernmental revenue due to an appropriation in the prior year for the CARES Act.

Expenditures and transfers out increased by \$14.2 million or 10.7 percent. Amounts provided to municipalities and special districts under the First Responder program increased by \$5.7 million from the prior fiscal year, attributable mostly to the increase in operating costs such as personnel expenditures. Ambulance contract costs increase by \$10.2 million due to an increase to ambulance services and contract rate increases. These increases were offset by decreased emergency event costs of \$1.6 million due to reduced pandemic response activities.

Fund balance increased by \$17.6 million.

The American Rescue Plan Act Fund is used to account for revenues and expenditures for the \$189 million dollars awarded to the County from the Department of Treasury's Coronavirus State and Local Fiscal Recovery Funds (SLFRF) .

Revenue recognized amounts to \$13.9 million due to eligible projects and administrative costs being incurred.

Proprietary Funds. The government's proprietary funds include enterprise and internal service funds as mentioned earlier. The enterprise funds' financial information is essentially the same as that presented in the government-wide financial statements under business-type activities.

Enterprise funds report service activity supported by customer user fees and are presented as business-type functions.

Internal service funds report activities providing supplies and services to Pinellas County's other operations. Information technology, fleet management, risk financing, employee life and health benefits and Sheriff's health benefits are the activities accounted for as internal service funds. The operations of each fund are presented in the combining statements. Internal service funds are combined with governmental activities in the government-wide statements since they primarily benefit governmental activities.

General Fund Budgetary Highlights

The fiscal year 2021-2022 countywide original budget totaled \$2.9 billion, which was an decrease of \$105.8 million, or 5.5%, less than the fiscal year 2020-2021 revised budget. Total revenues originally budgeted in the General Fund were \$708 million, of which taxes comprised \$534 million of the total. Generally, the largest revenue sources in the General Fund each year consist of property taxes, state shared half-cent sales taxes, state revenue sharing, and communication services taxes. At the time of budget adoption, property tax revenue was projected to yield an additional \$22.9 million because of increased property values, which offset a decrease in the millage rate from the prior year. Expenditure in the original budget for County departments decreased \$124.6 million, or 28.5%, below the fiscal year 2020-2021 revised budget. The General Fund reserve levels remain above the policy target of 15% of revenues.

The final budget of the General Fund was \$2.4 million and \$11.5 million higher than the original budget for revenues and expenditures, respectively. The most significant budget amendments made throughout the fiscal year were the appropriation of \$6.2 million from Reserves for Contingencies in the General Fund for the Sheriff's Office to purchase a new helicopter to replace one that was 31 years old and \$5.5 million from the General Fund Reserves to the General Fund Emergency Events cost center.

Pinellas County, Florida
MANAGEMENT'S DISCUSSION AND ANALYSIS
September 30, 2022

CAPITAL ASSET AND DEBT ADMINISTRATION

Capital Assets. Pinellas County's investment in capital assets for governmental and business-type activities is \$3.7 billion, net of accumulated depreciation. This includes land, buildings, improvements, equipment, roads, bridges, drainage systems, intangible assets and construction in progress. The total increase in capital assets was 0.4 percent over the prior year (1.5 percent increase for governmental activities and a 1.0 percent decrease in business-type activities).

Pinellas County, Florida's Capital Assets
(dollars in thousands)

	Governmental Activities		Business-type Activities		Total Primary Government	
	2022	2021	2022	2021	2022	2021
Land	\$ 391,970	\$ 391,969	\$ 69,747	\$ 69,736	\$ 461,717	\$ 461,705
Buildings	443,015	445,886	93,062	94,572	536,077	540,458
Improvements other than buildings	127,016	134,804	1,272,801	1,309,658	1,399,817	1,444,462
Equipment	72,036	65,045	15,052	15,328	87,088	80,373
Intangible assets	30,085	30,892	4,474	5,115	34,559	36,007
Infrastructure	816,955	831,412	-	-	816,955	831,412
Construction in progress	243,355	189,801	114,038	90,689	357,393	280,490
Right-to-use leased land	25	35	-	-	25	35
Right-to-use leased buildings	34,174	37,039	-	-	34,174	37,039
Right-to-use leased equipment	1,248	1,326	-	-	1,248	1,326
Total	\$ 2,159,879	\$ 2,128,209	\$ 1,569,174	\$ 1,585,098	\$ 3,729,053	\$ 3,713,307

Major capital asset projects funded and completed this fiscal year were as follows:

Governmental activities

- Jail Facility Upgrades (\$5 million)
- St. Pete Courts Consolidation (\$13.5 million)
- Countywide Drainage Improvements (\$1.9 million)
- Countywide Transportation Improvements (\$19.7 million)

Business-type activities

- Water Pump Station Upgrade (\$2.2 million)
- Solid Waste Plant Improvements (\$10.1 million)
- Sewer System Improvements (\$7.2 million)
- Sewer Pump Station Rehabilitation (\$2.1 million)

Additional information on the County's capital assets can be found in Note 7 of this report.

The remainder of this page intentionally left blank.

Pinellas County, Florida
MANAGEMENT'S DISCUSSION AND ANALYSIS
September 30, 2022

Debt Administration. Pinellas County had no general obligation bonds outstanding at the end of the fiscal year.

Pinellas County, Florida's Outstanding Debt

(dollars in thousands)

	Governmental Activities		Business-type Activities		Total Primary Government	
	2022	2021	2022	2021	2022	2021
Notes from direct placements	\$ -	\$ -	\$ 92,468	\$ 103,504	\$ 92,468	\$ 103,504
Notes from direct borrowings	6,318	12,006	-	-	6,318	12,006
Capital leases	35,906	38,400	-	-	35,906	38,400
Total	<u>\$ 42,224</u>	<u>\$ 50,406</u>	<u>\$ 92,468</u>	<u>\$ 103,504</u>	<u>\$ 134,692</u>	<u>\$ 153,910</u>

All general long term bonded debt for governmental activities was paid off in prior years. Scheduled debt service payments for the Sheriff were made of \$5.7 million.

The total outstanding debt for business-type activities decreased by \$11 million from the prior year due primarily to scheduled debt service payments. On July 5, 2022 the Sewer Revenue Note Series 2021A was exchanged with the Sewer Revenue Refunding Note Series 2022.

The Sewer Revenue and Revenue Refunding Bonds, Series 1998 had a FGIC surety bond. The surety bond is applied equally to the Sewer Revenue Note Refunding Note 2008A&B and Sewer Revenue Refunding Note Series 2016. In addition, there is \$375,150 held in reserve for these Notes. The Sewer Revenue Refunding Notes Series 2021B and 2022 do not have a reserve requirement.

The capital leases decreased by \$2.5 million from the prior year due to principal payments in the current year on outstanding leases. The County adopted GASB Statement No. 87, Leases in fiscal year 2022. See Note 21 for additional information.

Additional information on the County's long-term debt can be found in Note 10.

ECONOMIC FACTORS AND NEXT YEAR'S BUDGETS AND RATES

In developing the fiscal year 2022-2023 budget, key strategic goals of the Board of County Commissioners, in alignment with its mission, vision, and values, consisted of the following:

Create a quality workforce in a positive, supportive organization

Ensure public health, safety, and welfare

Practice superior environmental stewardship

Foster continual economic growth and vitality

Deliver first class services to the public and customers

Pinellas County Government is committed to progressive public policy, superior public service, courteous public contact, judicious exercise of authority, and responsible management of public resources to meet the needs and concerns of its residents today and tomorrow.

To absorb cost increases across all funds of the budget the fiscal year 2022-2023 budget totals \$3.1 billion, an increase of \$182.1 million or 6.2% above the fiscal year 2021-2022 revised budget. The 2022-2023 budget includes Operating Budget of \$2,495,521,370 (excluding transfers) and the remainder reflects the fiscal year 2022-2023 portion of the six-year Capital Improvement Plan .

Pinellas County, Florida
MANAGEMENT'S DISCUSSION AND ANALYSIS
September 30, 2022

The adopted countywide millage rate is 4.7398 is 7.6% lower than the fiscal year 2021-2022 millage rate and includes the 0.1279 mills dedicated to stabilizing the Transportation Trust Fund approved during the FY22 budget process and also includes a millage rate of 0.1738 mills dedicated to enhancing the maintenance of the County's roads, bridges, and transportation infrastructure.

In FY23, projected grant funding for governmental Capital Improvement Program (CIP) projects is \$26.4M. In addition, the County has been allocated \$189.4M from the American Rescue Plan Act (ARPA) State and Local Fiscal Recovery Fund (SLFRF). The first half of the funding was received in fiscal year 2021-2022 and the second half is anticipated by year end.

The distribution of these funds is focused on programs relating to public health mitigation and response and allowable infrastructure projects.

The overall strategy employed by the County during the budget development process was to provide a balanced budget consistent with the Board's priorities as indicated in the budget document. The County continues to use a multiyear budget strategy based on a six year forecast, including all of the major operating funds to identify ways to ensure long term fiscal sustainability. Through the fiscal year 2022-2023 budget development process, a countywide work plan was developed to provide transparent, ongoing reporting on the status, milestones, and overall timeline of key County initiatives.

REQUESTS FOR INFORMATION

This financial report is designed to provide a general overview of the County's finances for interested parties. If you have questions about this report or need additional financial information, contact the Office of Ken Burke, Clerk of the Circuit Court and Comptroller, Pinellas County, FL, P. O. Box 2438, Clearwater, Florida 33757 or email clerkinfo@mypinellasclerk.gov.

BASIC FINANCIAL STATEMENTS

Pinellas County, Florida
STATEMENT OF NET POSITION
September 30, 2022

	Primary Government			Component Units
	Governmental Activities	Business-type Activities	Total	
ASSETS				
Cash and cash equivalents	\$ 426,911,305	\$ 92,331,195	\$ 519,242,500	\$ 18,493,581
Investments	814,558,338	499,813,275	1,314,371,613	2,188,931
Receivables (net of allowance for uncollectibles)	192,667,378	172,456,109	365,123,487	66,715,226
Internal balances	9,260,084	(9,260,084)	-	-
Inventory	5,336,453	2,392,585	7,729,038	-
Prepaid items	13,014,373	327,087	13,341,460	11,757
Other assets	928,498	-	928,498	4,060
Capital assets:				
Non-depreciable	635,324,294	183,784,334	819,108,628	13,294,708
Net of depreciation and amortization	1,524,554,040	1,385,388,694	2,909,942,734	4,163,163
Total assets	<u>3,622,554,763</u>	<u>2,327,233,195</u>	<u>5,949,787,958</u>	<u>104,871,426</u>
DEFERRED OUTFLOWS OF RESOURCES				
Deferred outflows of resources	197,643,531	13,529,186	211,172,717	889,997
Total assets and deferred outflows of resources	<u>3,820,198,294</u>	<u>2,340,762,381</u>	<u>6,160,960,675</u>	<u>105,761,423</u>
LIABILITIES				
Accounts payable and other current liabilities	121,965,959	40,112,771	162,078,730	123,132
Accrued interest payable	664	-	664	117,768
Unearned revenue	176,788,606	785,085	177,573,691	-
Long-term liabilities:				
Due within one year	66,200,190	3,293,366	69,493,556	1,011,037
Due in more than one year	1,125,573,728	191,755,773	1,317,329,501	57,324,172
Total liabilities	<u>1,490,529,147</u>	<u>235,946,995</u>	<u>1,726,476,142</u>	<u>58,576,109</u>
DEFERRED INFLOWS OF RESOURCES				
Deferred inflows of resources	303,868,637	124,740,851	428,609,488	10,789,277
Total liabilities and deferred inflows of resources	<u>1,794,397,784</u>	<u>360,687,846</u>	<u>2,155,085,630</u>	<u>69,365,386</u>
NET POSITION				
Net investment in capital assets	2,100,070,337	1,472,883,436	3,572,953,773	16,764,978
Restricted for				
Capital projects	285,242,556	-	285,242,556	-
Public safety programs	103,339,987	-	103,339,987	-
Transportation projects	854,465	-	854,465	-
Economic environment	123,375,780	-	123,375,780	-
Human services	2,069,203	-	2,069,203	-
Culture and recreation	662,149	-	662,149	-
Grant programs	61,210,352	-	61,210,352	-
Debt service	-	375,150	375,150	13,787,381
Renewal and replacement	-	13,268,273	13,268,273	-
Unrestricted	(651,024,319)	493,547,676	(157,476,643)	5,843,678
Total net position	<u>\$ 2,025,800,510</u>	<u>\$ 1,980,074,535</u>	<u>\$ 4,005,875,045</u>	<u>\$ 36,396,037</u>

The accompanying notes are an integral part of this statement.

Pinellas County, Florida
STATEMENT OF ACTIVITIES
For the year ended September 30, 2022

	Expenses	Charges for Services	Program Revenues Operating Grants and Contributions	Capital Grants and Contributions
FUNCTIONS/PROGRAMS				
Primary Government:				
Governmental activities:				
General government	\$ 191,604,762	\$ 74,400,666	\$ 95,025,720	\$ -
Public safety	642,190,892	139,004,215	72,249,597	-
Physical environment	44,722,122	21,776,245	3,569,529	1,170,502
Transportation	68,288,936	5,832,434	10,813,270	1,817,061
Economic environment	74,686,681	2,076,277	10,639,428	-
Human services	64,253,205	4,135,073	4,711,994	-
Culture and recreation	34,945,302	8,410,300	18,434	-
Interest and fiscal charges	215,357	-	-	-
Total governmental activities	1,120,907,257	255,635,210	197,027,972	2,987,563
Business-type activities:				
Water System	90,773,387	95,784,019	33,000	1,143,171
Sewer System	74,704,166	105,469,974	5,278	762,498
Solid Waste System	81,997,922	126,788,082	-	-
Airport	24,629,853	12,529,267	7,127,206	8,236,864
Total business-type activities	272,105,328	340,571,342	7,165,484	10,142,533
Total primary government	1,393,012,585	596,206,552	204,193,456	13,130,096
Component Units:				
Planning Council	2,390,439	1,043,829	-	-
Housing Finance Authority	3,312,725	999,328	451,488	4,654,579
Health Facilities Authority	536	2,503	-	-
Construction Licensing Board	1,587,829	1,587,829	-	-
Total component units	\$ 7,291,529	\$ 3,633,489	\$ 451,488	\$ 4,654,579
General revenues:				
Property taxes				
Sales taxes				
Fuel taxes				
Communication service tax				
Investment income (loss)				
Miscellaneous				
Transfers in (out)				
Total general revenues and transfers				
Change in net position				
Net position - beginning, as restated (see Note 21)				
Net position - ending				

The accompanying notes are an integral part of this statement.

Net (Expenses) Revenues and
Changes in Net Position

Primary Government			
Governmental Activities	Business-type Activities	Total	Component Units
\$ (22,178,376)	\$ -	\$ (22,178,376)	\$ -
(430,937,080)	-	(430,937,080)	-
(18,205,846)	-	(18,205,846)	-
(49,826,171)	-	(49,826,171)	-
(61,970,976)	-	(61,970,976)	-
(55,406,138)	-	(55,406,138)	-
(26,516,568)	-	(26,516,568)	-
(215,357)	-	(215,357)	-
<u>(665,256,512)</u>	<u>-</u>	<u>(665,256,512)</u>	<u>-</u>
-	6,186,803	6,186,803	-
-	31,533,584	31,533,584	-
-	44,790,160	44,790,160	-
-	3,263,484	3,263,484	-
<u>-</u>	<u>85,774,031</u>	<u>85,774,031</u>	<u>-</u>
<u>(665,256,512)</u>	<u>85,774,031</u>	<u>(579,482,481)</u>	<u>-</u>
-	-	-	(1,346,610)
-	-	-	2,792,670
-	-	-	1,967
<u>-</u>	<u>-</u>	<u>-</u>	<u>-</u>
<u>-</u>	<u>-</u>	<u>-</u>	<u>1,448,027</u>
653,004,197	-	653,004,197	1,427,033
229,212,854	-	229,212,854	-
17,192,573	-	17,192,573	-
8,203,340	-	8,203,340	-
(7,752,894)	1,753,753	(5,999,141)	(5,525,684)
6,145,693	7,954,177	14,099,870	-
(66,740)	66,740	-	-
<u>905,939,023</u>	<u>9,774,670</u>	<u>915,713,693</u>	<u>(4,098,651)</u>
240,682,511	95,548,701	336,231,212	(2,650,624)
<u>1,785,117,999</u>	<u>1,884,525,834</u>	<u>3,669,643,833</u>	<u>39,046,661</u>
<u>\$ 2,025,800,510</u>	<u>\$ 1,980,074,535</u>	<u>\$ 4,005,875,045</u>	<u>\$ 36,396,037</u>

Pinellas County, Florida

BALANCE SHEET

GOVERNMENTAL FUNDS

September 30, 2022

	<u>General</u>	<u>Sheriff's Operations</u>	<u>Capital Projects</u>
ASSETS			
Cash	\$ 57,420,686	\$ 27,978,904	\$ 45,018,840
Investments	169,294,843	19,603	220,503,874
Accounts and notes receivable, net	374,198	1,240,305	-
Leases receivable	478,133	-	-
Assessments receivable	-	-	-
Accrued interest receivable	566,218	-	595,818
Due from other funds	24,685,701	971,544	178,914
Interfund advances	-	23,656,923	-
Due from other governments	14,231,414	2,919,160	63,361,176
Inventory	9,786	1,390,343	-
Prepaid items	607,347	-	370,579
Other assets	-	194,277	-
	<u>\$ 267,668,326</u>	<u>\$ 58,371,059</u>	<u>\$ 330,029,201</u>
LIABILITIES, DEFERRED INFLOWS OF RESOURCES AND FUND BALANCES			
LIABILITIES			
Vouchers payable	\$ 10,200,100	\$ 6,154,992	\$ 15,301,357
Contracts payable	-	-	3,741,578
Due to other funds	2,300,830	11,898,608	99,731
Interfund advances	-	24,817,099	-
Due to other governments	4,376,497	222,215	25,240,933
Accrued liabilities	5,482,464	10,153,222	-
Deposits and other current liabilities	1,209,426	88,149	-
Unearned revenue	415,779	46,511	403,046
	<u>23,985,096</u>	<u>53,380,796</u>	<u>44,786,645</u>
DEFERRED INFLOWS OF RESOURCES			
Proceeds received in advance of time requirements	-	651,565	-
Lease-related deferred inflows	467,794	-	-
Unavailable revenue - notes receivable	-	-	-
Unavailable revenue - disaster grant	507,010	-	-
Unavailable revenue - other receivables	-	-	-
	<u>974,804</u>	<u>651,565</u>	<u>-</u>
FUND BALANCES			
Nonspendable	617,133	1,390,343	370,579
Restricted	-	2,948,355	284,871,977
Committed	-	-	-
Assigned	53,240,630	-	-
Unassigned	188,850,663	-	-
	<u>242,708,426</u>	<u>4,338,698</u>	<u>285,242,556</u>
Total liabilities, deferred inflows of resources and fund balances	<u>\$ 267,668,326</u>	<u>\$ 58,371,059</u>	<u>\$ 330,029,201</u>

The accompanying notes are an integral part of this statement.

<u>Emergency Medical Service</u>	<u>American Rescue Plan Act</u>	<u>Nonmajor Governmental Funds</u>	<u>Total Governmental Funds</u>
\$ 15,124,844	\$ 70,232,653	\$ 146,101,236	\$ 361,877,163
49,837,986	105,319,146	132,492,338	677,467,790
22,624,007	-	49,652,771	73,891,281
-	-	22,976,601	23,454,734
-	-	311,017	311,017
147,449	218,380	436,864	1,964,729
575,469	-	13,179,271	39,590,899
-	-	-	23,656,923
185,336	-	11,317,701	92,014,787
-	-	3,379,834	4,779,963
7,842	-	810,150	1,795,918
-	-	734,221	928,498
<u>\$ 88,502,933</u>	<u>\$ 175,770,179</u>	<u>\$ 381,392,004</u>	<u>\$ 1,301,733,702</u>
\$ 5,983,258	\$ 340,773	\$ 15,305,611	\$ 53,286,091
-	-	14,785	3,756,363
24,912	-	26,085,122	40,409,203
-	-	-	24,817,099
793,001	-	5,858,910	36,491,556
147,252	-	3,772,005	19,554,943
-	-	1,506,842	2,804,417
357,174	175,429,406	70,114	176,722,030
<u>7,305,597</u>	<u>175,770,179</u>	<u>52,613,389</u>	<u>357,841,702</u>
-	-	-	651,565
-	-	22,359,370	22,827,164
-	-	49,146,541	49,146,541
-	-	-	507,010
4,113,941	-	-	4,113,941
<u>4,113,941</u>	<u>-</u>	<u>71,505,911</u>	<u>77,246,221</u>
7,842	-	4,189,984	6,575,881
77,075,553	-	250,490,095	615,385,980
-	-	2,592,625	2,592,625
-	-	-	53,240,630
-	-	-	188,850,663
<u>77,083,395</u>	<u>-</u>	<u>257,272,704</u>	<u>866,645,779</u>
<u>\$ 88,502,933</u>	<u>\$ 175,770,179</u>	<u>\$ 381,392,004</u>	<u>\$ 1,301,733,702</u>

This page intentionally left blank.

Pinellas County, Florida
RECONCILIATION OF THE BALANCE SHEET OF GOVERNMENTAL FUNDS
TO THE STATEMENT OF NET POSITION
September 30, 2022

Total fund balances - governmental funds		\$ 866,645,779
Amounts reported for governmental activities in the statement of net position are different because:		
Capital assets used in governmental activities are not financial resources and, therefore, not reported in the funds		2,114,072,303
Deferred inflows of resources related to pensions are not recorded in the governmental fund financial statements		(46,962,428)
Deferred outflows of resources related to pensions are not recorded in the governmental fund financial statements		137,039,061
Deferred inflows of resources related to OPEB are not recorded in the governmental fund financial statements		(218,068,958)
Deferred outflows of resources related to OPEB are not recorded in the governmental fund financial statements		55,015,221
Internal service funds are used by management to charge the costs of certain activities to individual funds		188,212,309
Revenue recognized when earned was deferred in the governmental funds until these current financial resources are available		54,419,057
Some long term liabilities are not due and payable in the current period and therefore not reported in the funds.		
Notes payable	\$ (6,318,081)	
Compensated absences	(62,839,510)	
Pension liability	(527,006,687)	
OPEB liability	(488,035,808)	
Lease liability	(35,905,598)	
Pollution remediation obligation	<u>(4,466,150)</u>	
		<u>(1,124,571,834)</u>
Total net position - governmental activities		<u>\$ 2,025,800,510</u>

The accompanying notes are an integral part of this statement.

Pinellas County, Florida
STATEMENT OF REVENUES,
EXPENDITURES AND CHANGES IN FUND BALANCES
GOVERNMENTAL FUNDS
For the year ended September 30, 2022

	<u>General</u>	<u>Sheriff's Operations</u>	<u>Capital Projects</u>
REVENUES			
Taxes	\$ 538,085,644	\$ -	\$ 133,778,570
Licenses and permits	1,586,874	-	-
Intergovernmental	133,663,999	12,356,576	5,806,206
Charges for services	59,061,862	4,116,724	-
Fines and forfeitures	1,358,102	-	-
Special assessments	-	-	-
Impact fees	-	-	3,365,538
Investment income (loss)	(4,968,144)	1,475,591	(3,998,258)
Miscellaneous	30,796,638	4,183,786	386,728
Total revenues	<u>759,584,975</u>	<u>22,132,677</u>	<u>139,338,784</u>
EXPENDITURES			
Current			
General government	111,371,845	-	658,983
Public safety	64,939,438	355,335,629	2,562,833
Physical environment	9,546,039	-	1,202,293
Transportation	5,367	-	1,307,759
Economic environment	27,206,157	-	3,505,359
Human services	56,775,351	-	20
Culture and recreation	19,753,727	-	51,086
Capital outlay	2,613,728	21,368,082	94,315,631
Debt service			
Principal retirement	1,764,759	6,506,551	-
Interest and fiscal charges	264,712	202,551	-
Total expenditures	<u>294,241,123</u>	<u>383,412,813</u>	<u>103,603,964</u>
Excess (deficiency) of revenues over (under) expenditures	<u>465,343,852</u>	<u>(361,280,136)</u>	<u>35,734,820</u>
OTHER FINANCING SOURCES (USES)			
Leases	1,709,062	117,234	-
Transfers in	21,129,471	364,500,713	71,058,160
Transfers out	(499,485,005)	(8,455,504)	-
Total other financing sources (uses)	<u>(476,646,472)</u>	<u>356,162,443</u>	<u>71,058,160</u>
Net change in fund balances	(11,302,620)	(5,117,693)	106,792,980
Fund balances - beginning	<u>254,011,046</u>	<u>9,456,391</u>	<u>178,449,576</u>
Fund balances - ending	<u>\$ 242,708,426</u>	<u>\$ 4,338,698</u>	<u>\$ 285,242,556</u>

The accompanying notes are an integral part of this statement.

<u>Emergency Medical Service</u>	<u>American Rescue Plan Act</u>	<u>Nonmajor Governmental Funds</u>	<u>Total Governmental Funds</u>
\$ 82,087,026	\$ -	\$ 153,661,724	\$ 907,612,964
-	-	9,550,206	11,137,080
646,772	13,933,431	33,231,281	199,638,265
71,408,458	-	39,405,838	173,992,882
-	-	5,778,604	7,136,706
-	-	21,718,952	21,718,952
-	-	-	3,365,538
(689,905)	-	(2,644,749)	(10,825,465)
9,881,674	-	14,945,943	60,194,769
<u>163,334,025</u>	<u>13,933,431</u>	<u>275,647,799</u>	<u>1,373,971,691</u>
-	-	97,378,944	209,409,772
141,790,998	3,954,600	38,258,229	606,841,727
-	-	21,363,228	32,111,560
-	-	37,508,016	38,821,142
-	-	42,899,785	73,611,301
-	-	7,364,086	64,139,457
-	-	10,891,072	30,695,885
2,296,644	428,071	4,722,300	125,744,456
-	-	1,966,552	10,237,862
-	-	196,842	664,105
<u>144,087,642</u>	<u>4,382,671</u>	<u>262,549,054</u>	<u>1,192,277,267</u>
<u>19,246,383</u>	<u>9,550,760</u>	<u>13,098,745</u>	<u>181,694,424</u>
-	-	228,654	2,054,950
558,953	-	87,027,361	544,274,658
<u>(2,250,904)</u>	<u>(9,550,760)</u>	<u>(22,683,485)</u>	<u>(542,425,658)</u>
<u>(1,691,951)</u>	<u>(9,550,760)</u>	<u>64,572,530</u>	<u>3,903,950</u>
17,554,432	-	77,671,275	185,598,374
<u>59,528,963</u>	<u>-</u>	<u>179,601,429</u>	<u>681,047,405</u>
<u>\$ 77,083,395</u>	<u>\$ -</u>	<u>\$ 257,272,704</u>	<u>\$ 866,645,779</u>

Pinellas County, Florida

**RECONCILIATION OF THE STATEMENT OF REVENUES, EXPENDITURES, AND CHANGES IN FUND BALANCES
OF GOVERNMENTAL FUNDS TO THE STATEMENT OF ACTIVITIES**

For the year ended September 30, 2022

Amounts reported for governmental activities in the statement of activities are different because:

Net change in fund balances - total governmental funds	\$	185,598,374
<p>Capital outlays are reported as expenditures in the governmental funds. However, the cost of those assets is allocated over their estimated useful lives and reported as depreciation and amortization expense in the statement of activities. In the current period these amounts are:</p>		
Capital outlay	\$	125,744,456
Depreciation and amortization expense		<u>(86,673,093)</u>
		39,071,363
The net effect of various miscellaneous transactions involving capital assets		(6,300,582)
Proceeds from borrowing and leasing activities		2,054,950
Repayment of long term debt is reported as an expenditure in the governmental funds, but the repayment reduces long term liabilities in the statement of net position.		10,237,862
Revenues recognized when earned in previous years under the economic resources measurement focus were deferred in the governmental funds and recognized when available under the current financial resources measurement focus.		(423,198)
<p>Some expenses reported in the statement of activities do not require the use of current financial resources and, therefore, are not reported as expenditures in the governmental funds.</p>		
(Increase)Decrease in compensated absences	\$	(69,958)
(Decrease)Increase in pension-related deferred outflows		16,734,431
(Decrease)Increase in OPEB-related deferred outflows		4,068,185
(Increase)Decrease in pension liability		(317,288,734)
(Increase)Decrease in OPEB liability		150,276,339
(Increase)Decrease in pension-related deferred inflows		296,396,397
(Increase)Decrease in OPEB-related deferred inflows		(133,518,623)
(Increase)Decrease in pollution remediation obligations		<u>(4,006,150)</u>
		12,591,887
Internal service funds are used by management to charge the costs of certain activities to individual funds. The change in net position of the internal service funds is reported with governmental activities.		<u>1,961,755</u>
Change in net position - governmental activities	\$	<u><u>240,682,511</u></u>

The accompanying notes are an integral part of this statement.

Pinellas County, Florida
STATEMENT OF REVENUES, EXPENDITURES AND
CHANGES IN FUND BALANCES - BUDGET AND ACTUAL
GENERAL FUND
For the year ended September 30, 2022

	<u>Original Budget</u>	<u>Final Budget</u>	<u>Actual</u>	<u>Variance with Final Budget</u>
REVENUES				
Taxes	\$ 534,457,480	\$ 534,457,480	\$ 538,085,644	\$ 3,628,164
Licenses and permits	1,661,430	1,661,430	1,586,874	(74,556)
Intergovernmental	85,618,880	88,032,490	133,663,999	45,631,509
Charges for services	55,750,560	55,750,560	59,061,862	3,311,302
Fines and forfeitures	1,336,420	1,336,420	1,358,102	21,682
Investment income	380,000	380,000	(4,968,144)	(5,348,144)
Miscellaneous	28,786,870	28,786,870	30,796,638	2,009,768
Total revenues	<u>707,991,640</u>	<u>710,405,250</u>	<u>759,584,975</u>	<u>49,179,725</u>
EXPENDITURES				
Current				
General government	115,382,570	117,531,890	111,371,845	6,160,045
Public safety	62,771,430	71,725,790	64,939,438	6,786,352
Physical environment	11,093,700	11,131,950	9,546,039	1,585,911
Transportation	1,250	1,250	5,367	(4,117)
Economic environment	28,567,210	28,567,210	27,206,157	1,361,053
Human services	66,883,200	66,883,200	56,775,351	10,107,849
Culture and recreation	20,955,180	20,955,180	19,753,727	1,201,453
Capital outlay	6,631,240	7,019,640	2,613,728	4,405,912
Principal retirement	-	-	1,764,759	(1,764,759)
Interest and fiscal charges	-	-	264,712	(264,712)
Total expenditures	<u>312,285,780</u>	<u>323,816,110</u>	<u>294,241,123</u>	<u>29,574,987</u>
Excess (deficiency) of revenues over (under) expenditures	<u>395,705,860</u>	<u>386,589,140</u>	<u>465,343,852</u>	<u>78,754,712</u>
OTHER FINANCING SOURCES (USES)				
Leases	-	-	1,709,062	1,709,062
Transfers in	8,757,290	8,757,290	21,129,471	12,372,181
Transfers out	(494,764,720)	(502,299,210)	(499,485,005)	2,814,205
Reserves	(159,262,710)	(144,270,040)	-	144,270,040
Total other financing sources (uses)	<u>(645,270,140)</u>	<u>(637,811,960)</u>	<u>(476,646,472)</u>	<u>161,165,488</u>
Net change in fund balance	(249,564,280)	(251,222,820)	(11,302,620)	239,920,200
Fund balance - beginning	<u>249,564,280</u>	<u>251,222,820</u>	<u>254,011,046</u>	<u>2,788,226</u>
Fund balance - ending	<u>\$ -</u>	<u>\$ -</u>	<u>\$ 242,708,426</u>	<u>\$ 242,708,426</u>

The accompanying notes are an integral part of this statement.

Pinellas County, Florida
STATEMENT OF REVENUES, EXPENDITURES AND
CHANGES IN FUND BALANCES - BUDGET AND ACTUAL
SHERIFF'S OPERATIONS
For the year ended September 30, 2022

	<u>Original Budget</u>	<u>Final Budget</u>	<u>Actual</u>	<u>Variance with Final Budget</u>
REVENUES				
Intergovernmental	\$ 12,258,571	\$ 12,335,150	\$ 12,356,576	\$ 21,426
Charges for services	2,966,160	4,105,993	4,116,724	10,731
Investment income	44,200	1,943,981	1,475,591	(468,390)
Miscellaneous	3,468,890	3,600,725	4,183,786	583,061
Total revenues	<u>18,737,821</u>	<u>21,985,849</u>	<u>22,132,677</u>	<u>146,828</u>
EXPENDITURES				
Current				
Public safety	361,363,361	385,853,347	355,335,629	30,517,718
Capital outlay	-	-	21,368,082	(21,368,082)
Principal retirement	5,881,800	5,687,440	6,506,551	(819,111)
Interest and fiscal charges	-	194,358	202,551	(8,193)
Total expenditures	<u>367,245,161</u>	<u>391,735,145</u>	<u>383,412,813</u>	<u>8,322,332</u>
Excess (deficiency) of revenues over (under) expenditures	<u>(348,507,340)</u>	<u>(369,749,296)</u>	<u>(361,280,136)</u>	<u>8,469,160</u>
OTHER FINANCING SOURCES (USES)				
Installment contract proceeds	-	4,394,754	-	(4,394,754)
Leases	-	-	117,234	117,234
Transfers in	348,370,240	364,178,870	364,500,713	321,843
Transfers out	-	-	(8,455,504)	(8,455,504)
Reserves	137,100	1,175,672	-	(1,175,672)
Total other financing sources (uses)	<u>348,507,340</u>	<u>369,749,296</u>	<u>356,162,443</u>	<u>(13,586,853)</u>
Net change in fund balance	-	-	(5,117,693)	(5,117,693)
Fund balance - beginning	<u>-</u>	<u>-</u>	<u>9,456,391</u>	<u>9,456,391</u>
Fund balance - ending	<u>\$ -</u>	<u>\$ -</u>	<u>\$ 4,338,698</u>	<u>\$ 4,338,698</u>

The accompanying notes are an integral part of this statement.

Pinellas County, Florida
STATEMENT OF REVENUES, EXPENDITURES AND
CHANGES IN FUND BALANCES - BUDGET AND ACTUAL
EMERGENCY MEDICAL SERVICE
For the year ended September 30, 2022

	<u>Original Budget</u>	<u>Final Budget</u>	<u>Actual</u>	<u>Variance with Final Budget</u>
REVENUES				
Taxes	\$ 80,933,480	\$ 80,933,480	\$ 82,087,026	\$ 1,153,546
Intergovernmental	525,000	525,000	646,772	121,772
Charges for services	58,425,910	58,425,910	71,408,458	12,982,548
Investment income	104,870	104,870	(689,905)	(794,775)
Miscellaneous	8,567,920	8,567,920	9,881,674	1,313,754
Total revenues	<u>148,557,180</u>	<u>148,557,180</u>	<u>163,334,025</u>	<u>14,776,845</u>
EXPENDITURES				
Current				
Public safety	143,274,670	144,449,670	141,790,998	2,658,672
Capital outlay	7,266,220	7,554,220	2,296,644	5,257,576
Total expenditures	<u>150,540,890</u>	<u>152,003,890</u>	<u>144,087,642</u>	<u>7,916,248</u>
Excess (deficiency) of revenues over (under) expenditures	<u>(1,983,710)</u>	<u>(3,446,710)</u>	<u>19,246,383</u>	<u>22,693,093</u>
OTHER FINANCING SOURCES (USES)				
Transfers in	468,360	468,360	558,953	90,593
Transfers out	(2,356,210)	(2,356,210)	(2,250,904)	105,306
Reserves	(54,055,320)	(53,680,320)	-	53,680,320
Total other financing sources (uses)	<u>(55,943,170)</u>	<u>(55,568,170)</u>	<u>(1,691,951)</u>	<u>53,876,219</u>
Net change in fund balance	(57,926,880)	(59,014,880)	17,554,432	76,569,312
Fund balance - beginning	<u>57,926,880</u>	<u>59,014,880</u>	<u>59,528,963</u>	<u>514,083</u>
Fund balance - ending	<u>\$ -</u>	<u>\$ -</u>	<u>\$ 77,083,395</u>	<u>\$ 77,083,395</u>

The accompanying notes are an integral part of this statement.

Pinellas County, Florida
STATEMENT OF REVENUES, EXPENDITURES AND
CHANGES IN FUND BALANCES - BUDGET AND ACTUAL
AMERICAN RESCUE PLAN ACT
For the year ended September 30, 2022

	<u>Original Budget</u>	<u>Final Budget</u>	<u>Actual</u>	<u>Variance with Final Budget</u>
REVENUES				
Intergovernmental	\$ -	\$ 94,690,770	\$ 13,933,431	\$ (80,757,339)
EXPENDITURES				
Current				
Public safety	-	41,782,770	3,954,600	37,828,170
Physical environment	-	915,000	-	915,000
Transportation	-	730,000	-	730,000
Human services	-	1,000,000	-	1,000,000
Capital outlay	-	38,706,000	428,071	38,277,929
Debt service				
Total expenditures	<u>-</u>	<u>83,133,770</u>	<u>4,382,671</u>	<u>78,751,099</u>
Excess (deficiency) of revenues over (under) expenditures	<u>-</u>	<u>11,557,000</u>	<u>9,550,760</u>	<u>(2,006,240)</u>
OTHER FINANCING SOURCES (USES)				
Transfers out	<u>-</u>	<u>(10,300,000)</u>	<u>(9,550,760)</u>	<u>749,240</u>
Total other financing sources (uses)	<u>-</u>	<u>(10,300,000)</u>	<u>(9,550,760)</u>	<u>749,240</u>
Net change in fund balance	-	1,257,000	-	(1,257,000)
Fund balance - beginning	<u>-</u>	<u>-</u>	<u>-</u>	<u>-</u>
Fund balance - ending	<u>\$ -</u>	<u>\$ 1,257,000</u>	<u>\$ -</u>	<u>\$ (1,257,000)</u>

The accompanying notes are an integral part of this statement.

This page intentionally left blank.

Pinellas County, Florida
STATEMENT OF FUND NET POSITION
PROPRIETARY FUNDS
September 30, 2022

	Water System	Sewer System
ASSETS		
Current assets		
Cash	\$ 15,109,179	\$ 9,983,712
Investments	97,486,570	54,158,410
Accounts and notes receivable, net	14,170,573	10,603,081
Leases receivable	-	-
Assessments receivable	-	660
Accrued interest receivable	235,583	136,053
Due from other funds	-	-
Interfund advances	-	-
Due from other governments	23,378,799	2,770,393
Inventory	1,690,210	696,624
Prepaid items	83,872	18,288
Total current assets	152,154,786	78,367,221
Noncurrent assets		
Restricted Assets		
Cash	-	-
Investments	-	375,150
Total restricted assets	-	375,150
Capital assets		
Land	44,358,047	5,156,390
Buildings	31,577,221	20,989,297
Improvements other than buildings	500,633,563	963,850,862
Equipment	15,467,205	18,167,403
Intangible assets	4,585,800	3,864,712
Accumulated depreciation	(263,823,482)	(422,871,886)
Construction in progress	18,950,324	79,003,242
Total capital assets, net	351,748,678	668,160,020
Other assets		
Accounts and notes receivable, net	18,940,453	-
Leases receivable	-	-
Total other assets	18,940,453	-
Total noncurrent assets	370,689,131	668,535,170
Total assets	522,843,917	746,902,391
DEFERRED OUTFLOWS OF RESOURCES		
Losses on debt refunding	-	2,402,994
Pension-related deferred outflows	2,715,377	2,997,364
OPEB-related deferred outflows	1,159,453	1,194,304
Total deferred outflows of resources	3,874,830	6,594,662
Total assets and deferred outflows of resources	526,718,747	753,497,053

The accompanying notes are an integral part of this statement.

<u>Business-type Activities - Enterprise Funds</u>			
<u>Solid Waste System</u>	<u>Airport</u>	<u>Total Enterprise Funds</u>	<u>Governmental Activities - Internal Service Funds</u>
\$ 42,243,763	\$ 11,726,268	\$ 79,062,922	\$ 65,034,142
303,611,039	44,182,106	499,438,125	137,090,548
9,918,697	1,731,723	36,424,074	541,572
-	7,167,867	7,167,867	-
-	-	660	-
696,383	137,784	1,205,803	366,834
81	-	81	821,457
-	-	-	24,817,099
2,652,649	2,304,303	31,106,144	122,424
5,751	-	2,392,585	556,490
131,665	93,262	327,087	11,218,455
<u>359,260,028</u>	<u>67,343,313</u>	<u>657,125,348</u>	<u>240,569,021</u>
-	13,268,273	13,268,273	-
-	-	375,150	-
<u>-</u>	<u>13,268,273</u>	<u>13,643,423</u>	<u>-</u>
8,493,767	11,738,379	69,746,583	221,559
42,739,148	90,449,203	185,754,869	740,518
695,808,859	152,220,241	2,312,513,525	2,170,348
3,494,486	4,268,392	41,397,486	55,244,676
424,455	153,442	9,028,409	42,780,332
(354,553,367)	(122,056,860)	(1,163,305,595)	(55,473,567)
10,332,093	5,752,092	114,037,751	122,165
<u>406,739,441</u>	<u>142,524,889</u>	<u>1,569,173,028</u>	<u>45,806,031</u>
-	-	18,940,453	-
<u>-</u>	<u>77,611,108</u>	<u>77,611,108</u>	<u>-</u>
-	77,611,108	96,551,561	-
<u>406,739,441</u>	<u>233,404,270</u>	<u>1,679,368,012</u>	<u>45,806,031</u>
<u>765,999,469</u>	<u>300,747,583</u>	<u>2,336,493,360</u>	<u>286,375,052</u>
-	-	2,402,994	-
1,016,841	1,215,687	7,945,269	4,386,581
453,313	373,853	3,180,923	1,202,668
<u>1,470,154</u>	<u>1,589,540</u>	<u>13,529,186</u>	<u>5,589,249</u>
<u>767,469,623</u>	<u>302,337,123</u>	<u>2,350,022,546</u>	<u>291,964,301</u>

CONTINUED

Pinellas County, Florida
STATEMENT OF FUND NET POSITION
PROPRIETARY FUNDS
September 30, 2022

	Water System	Sewer System
LIABILITIES		
Current liabilities		
Vouchers payable	\$ 6,062,652	\$ 6,140,852
Contracts payable	35,860	2,535,310
Due to other funds	-	-
Interfund advances	-	-
Due to other governments	1,073,830	200,428
Accrued liabilities	520,118	527,057
Claims payable	-	-
Compensated absences	1,119,005	1,185,478
Unearned revenue	-	-
Deposits and other current liabilities	7,522,930	-
Total current liabilities	16,334,395	10,589,125
Noncurrent liabilities		
Revenue bonds payable, net of unamortized premiums	-	92,468,000
Long-term compensated absences	301,052	318,936
Long-term claims payable	-	-
Landfill closure liability	-	-
Other post employment benefit liability	7,258,867	7,477,053
Net pension liability	10,442,434	11,526,869
Total noncurrent liabilities	18,002,353	111,790,858
Total liabilities	34,336,748	122,379,983
DEFERRED INFLOWS OF RESOURCES		
Gains on debt refunding	-	24,853
Pension-related deferred inflows	930,543	1,027,178
OPEB-related deferred inflows	13,985,565	14,405,942
Lease-related deferred inflows	-	-
Total deferred inflows of resources	14,916,108	15,457,973
Total liabilities and deferred inflows of resources	49,252,856	137,837,956
NET POSITION		
Net investment in capital assets	351,308,592	573,714,430
Restricted for debt service	-	375,150
Restricted for renewal and replacement	-	-
Unrestricted	126,157,299	41,569,517
Total net position	\$ 477,465,891	\$ 615,659,097
Adjustment to reflect consolidation of internal service fund activities related to enterprise funds		
Net position of business-type activities		

The accompanying notes are an integral part of this statement.

<u>Business-type Activities - Enterprise Funds</u>			
<u>Solid Waste System</u>	<u>Airport</u>	<u>Total Enterprise Funds</u>	<u>Governmental Activities - Internal Service Funds</u>
\$ 11,105,828	\$ 1,365,939	\$ 24,675,271	\$ 5,337,223
263,496	360,269	3,194,935	-
440	2,794	3,234	-
-	-	-	23,656,923
473,987	6,032	1,754,277	27,361
170,074	159,051	1,376,300	708,669
-	-	-	15,591,462
445,446	543,437	3,293,366	2,493,149
961	784,124	785,085	66,576
364,358	1,224,700	9,111,988	-
<u>12,824,590</u>	<u>4,446,346</u>	<u>44,194,456</u>	<u>47,881,363</u>
-	-	92,468,000	-
119,840	146,204	886,032	670,746
-	-	-	24,047,973
47,932,398	-	47,932,398	-
2,838,011	2,340,546	19,914,477	7,529,418
3,910,435	4,675,128	30,554,866	16,869,336
<u>54,800,684</u>	<u>7,161,878</u>	<u>191,755,773</u>	<u>49,117,473</u>
<u>67,625,274</u>	<u>11,608,224</u>	<u>235,950,229</u>	<u>96,998,836</u>
-	-	24,853	-
348,465	416,609	2,722,795	1,503,254
5,467,960	4,509,500	38,368,967	14,506,833
-	83,624,236	83,624,236	-
<u>5,816,425</u>	<u>88,550,345</u>	<u>124,740,851</u>	<u>16,010,087</u>
<u>73,441,699</u>	<u>100,158,569</u>	<u>360,691,080</u>	<u>113,008,923</u>
406,452,034	141,408,380	1,472,883,436	45,617,913
-	-	375,150	-
-	13,268,273	13,268,273	-
287,575,890	47,501,901	502,804,607	133,337,465
<u>\$ 694,027,924</u>	<u>\$ 202,178,554</u>	<u>1,989,331,466</u>	<u>\$ 178,955,378</u>
		<u>(9,256,931)</u>	
		<u>\$ 1,980,074,535</u>	

CONCLUDED

Pinellas County, Florida
STATEMENT OF REVENUES, EXPENSES
AND CHANGES IN FUND NET POSITION
PROPRIETARY FUNDS
For the year ended September 30, 2022

	<u>Water System</u>	<u>Sewer System</u>
Operating revenues		
Charges for services	\$ 95,480,247	\$ 105,680,213
Total operating revenues	95,480,247	105,680,213
Operating expenses		
Personal services	13,409,245	15,038,186
Contractual services	2,935,505	10,824,645
Utility services	47,965,390	5,014,224
Supplies	3,294,939	6,155,594
Other operating expenses	11,825,240	11,980,119
Depreciation expense	11,479,976	22,014,860
Total operating expenses	90,910,295	71,027,628
Operating income (loss)	4,569,952	34,652,585
Nonoperating revenues (expenses)		
Grants and contributions	33,000	5,278
Investment income (loss)	(361,811)	(870,397)
Miscellaneous revenues	665,583	660,158
Interest expense	-	(3,570,777)
Miscellaneous expense	-	-
Total nonoperating revenues (expenses)	336,772	(3,775,738)
Income (loss) before capital contributions and transfers	4,906,724	30,876,847
Capital contributions	1,143,171	762,498
Transfers in	7,830	4,090
Transfers out	-	-
Change in net position	6,057,725	31,643,435
Net position - beginning	471,408,166	584,015,662
Net position - ending	\$ 477,465,891	\$ 615,659,097
Adjustment to reflect consolidation of internal service fund activities related to enterprise funds		
Change in net position of business-type activities		

The accompanying notes are an integral part of this statement.

Business-type Activities - Enterprise Funds

<u>Solid Waste System</u>	<u>Airport</u>	<u>Total Enterprise Funds</u>	<u>Governmental Activities - Internal Service Funds</u>
\$ 131,479,534	\$ 13,462,223	\$ 346,102,217	\$ 194,368,897
<u>131,479,534</u>	<u>13,462,223</u>	<u>346,102,217</u>	<u>194,368,897</u>
5,102,410	5,520,257	39,070,098	78,228,275
44,285,886	2,255,497	60,301,533	58,094,212
4,220,943	797,029	57,997,586	-
690,960	647,247	10,788,740	10,344,750
7,198,682	4,468,218	35,472,259	35,870,755
<u>19,589,420</u>	<u>10,899,524</u>	<u>63,983,780</u>	<u>6,368,926</u>
<u>81,088,301</u>	<u>24,587,772</u>	<u>267,613,996</u>	<u>188,906,918</u>
<u>50,391,233</u>	<u>(11,125,549)</u>	<u>78,488,221</u>	<u>5,461,979</u>
-	7,127,206	7,165,484	-
(5,328,189)	802,186	(5,758,211)	(3,356,414)
636,737	7,972,788	9,935,266	1,366,139
-	-	(3,570,777)	-
<u>(489,801)</u>	<u>(24,963)</u>	<u>(514,764)</u>	<u>-</u>
<u>(5,181,253)</u>	<u>15,877,217</u>	<u>7,256,998</u>	<u>(1,990,275)</u>
45,209,980	4,751,668	85,745,219	3,471,704
-	8,236,864	10,142,533	-
-	54,820	66,740	584,846
<u>-</u>	<u>-</u>	<u>-</u>	<u>(2,500,586)</u>
45,209,980	13,043,352	95,954,492	1,555,964
<u>648,817,944</u>	<u>189,135,202</u>		<u>177,399,414</u>
<u>\$ 694,027,924</u>	<u>\$ 202,178,554</u>		<u>\$ 178,955,378</u>
		<u>(405,791)</u>	
		<u>\$ 95,548,701</u>	

Pinellas County, Florida
STATEMENT OF CASH FLOWS
PROPRIETARY FUNDS
For the year ended September 30, 2022

	<u>Water System</u>	<u>Sewer System</u>
CASH FLOWS FROM OPERATING ACTIVITIES:		
Receipts from customers	\$ 74,179,462	\$ 103,827,467
Payments to suppliers	(58,301,490)	(33,639,900)
Payments to employees	(15,588,446)	(17,741,730)
Cash received from other sources	669,044	636,264
Cash paid to other sources	-	-
Net cash provided (used) by operating activities	<u>958,570</u>	<u>53,082,101</u>
CASH FLOWS FROM NON-CAPITAL FINANCING ACTIVITIES:		
Grants and contributions	33,000	5,278
Transfers in	7,830	4,090
Transfers out	-	-
Net cash provided (used) by noncapital financing activities	<u>40,830</u>	<u>9,368</u>
CASH FLOWS FROM CAPITAL AND RELATED FINANCING ACTIVITIES:		
Acquisition and construction of capital assets	(6,708,400)	(30,907,363)
Principal paid on capital debt	-	(11,036,000)
Interest paid on capital debt	-	(3,121,384)
Proceeds from sale of capital assets	8,702	92,822
Capital contributions	822,630	545,041
Net cash provided (used) by capital and related financing activities	<u>(5,877,068)</u>	<u>(44,426,884)</u>
CASH FLOWS FROM INVESTING ACTIVITIES:		
Withdrawals from investment pool	46,636,952	11,974,206
Deposits to investment pool	(37,079,514)	(20,742,118)
Interest received on investments	841,039	510,483
Sale of investments	-	-
Purchase of investments	-	-
Proceeds from leasing activity	-	-
Net cash provided (used) by investing activities	<u>10,398,477</u>	<u>(8,257,429)</u>
Net change in cash and cash equivalents	5,520,809	407,156
Cash and cash equivalents at beginning of year	<u>9,588,370</u>	<u>9,576,556</u>
Cash and cash equivalents at end of year	<u>\$ 15,109,179</u>	<u>\$ 9,983,712</u>

The accompanying notes are an integral part of this statement.

Business-type Activities - Enterprise Funds

<u>Solid Waste System</u>	<u>Airport</u>	<u>Total Enterprise Funds</u>	<u>Governmental Activities - Internal Service Funds</u>
\$ 130,244,580	\$ 12,999,473	\$ 321,250,982	\$ 193,941,418
(52,954,577)	(8,906,349)	(153,802,316)	(106,066,201)
(6,139,644)	(5,832,197)	(45,302,017)	(85,040,691)
578,811	14,267	1,898,386	673,496
(489,801)	(24,963)	(514,764)	-
<u>71,239,369</u>	<u>(1,749,769)</u>	<u>123,530,271</u>	<u>3,508,022</u>
-	7,127,206	7,165,484	-
-	54,820	66,740	584,846
-	-	-	(2,500,586)
<u>-</u>	<u>7,182,026</u>	<u>7,232,224</u>	<u>(1,915,740)</u>
(13,125,558)	(6,515,440)	(57,256,761)	(6,329,446)
-	-	(11,036,000)	-
-	-	(3,121,384)	-
238,471	7,907	347,902	970,962
-	7,258,153	8,625,824	-
<u>(12,887,087)</u>	<u>750,620</u>	<u>(62,440,419)</u>	<u>(5,358,484)</u>
68,102,641	12,123,738	138,837,537	71,838,012
(115,480,009)	(16,804,889)	(190,106,530)	(50,716,764)
2,116,856	508,820	3,977,198	2,441,837
-	-	-	2,435,896
-	-	-	(2,435,896)
-	8,553,191	8,553,191	-
<u>(45,260,512)</u>	<u>4,380,860</u>	<u>(38,738,604)</u>	<u>23,563,085</u>
13,091,770	10,563,737	29,583,472	19,796,883
<u>29,151,993</u>	<u>14,430,804</u>	<u>62,747,723</u>	<u>45,237,259</u>
<u>\$ 42,243,763</u>	<u>\$ 24,994,541</u>	<u>\$ 92,331,195</u>	<u>\$ 65,034,142</u>

Pinellas County, Florida
STATEMENT OF CASH FLOWS
PROPRIETARY FUNDS
For the year ended September 30, 2022

	<u>Water System</u>	<u>Sewer System</u>
Reconciliation of operating income (loss) to net cash provided (used) by operating activities:		
Operating income (loss)	\$ 4,569,952	\$ 34,652,585
Adjustments to reconcile operating income (loss) to net cash provided (used) by operating activities:		
Depreciation expense	11,479,976	22,014,860
Provision for bad debts	(1,520)	(35,711)
Miscellaneous nonoperating revenue (expense)	669,044	636,264
Credits toward water purchase	4,378,396	-
Changes in assets and liabilities:		
Accounts receivable	(876,567)	(1,038,651)
Inventory	(126,202)	(145,798)
Due from other funds	-	-
Due from other governments	(21,030,121)	(800,172)
Prepaid expenses and other assets	(26,797)	95,719
Pension-related deferred outflows	(294,971)	(260,350)
Vouchers payable	3,919,268	385,498
Due to other funds	-	(51)
Due to other governments	(210,688)	167,142
Accrued and other liabilities	717,985	156,790
OPEB liability	(12,798,905)	(13,351,428)
Net pension liability	6,223,124	6,755,640
Pension related deferred inflows	(5,977,484)	(6,784,472)
OPEB related deferred outflows	334,230	356,774
OPEB related deferred inflows	10,009,850	10,277,462
Total adjustments	<u>(3,611,382)</u>	<u>18,429,516</u>
Net cash provided (used) by operating activities:	<u>\$ 958,570</u>	<u>\$ 53,082,101</u>
Non-cash investing, capital and financial activities:		
Change in fair value of investments	\$ (2,421,654)	\$ (1,391,032)
Purchase of capital assets on account	440,086	4,355,731
Donated assets	320,541	217,457
Debt refunding proceeds placed in escrow	-	40,862,000
Defeasance of refunded debt	-	(40,862,000)

The accompanying notes are an integral part of this statement.

Business-type Activities - Enterprise Funds

<u>Solid Waste System</u>	<u>Airport</u>	<u>Total Enterprise Funds</u>	<u>Governmental Activities - Internal Service Funds</u>
\$ 50,391,233	\$ (11,125,549)	\$ 78,488,221	\$ 5,461,979
19,589,420	10,899,524	63,983,780	6,368,926
-	(12,707)	(49,938)	-
89,010	(10,696)	1,383,622	673,496
-	-	4,378,396	-
(637,288)	(346,222)	(2,898,728)	(216,794)
(2,642)	-	(274,642)	(77,600)
(70)	-	(70)	258,799
(577,724)	(16,158)	(22,424,175)	1,497,465
(114,916)	(46,035)	(92,029)	(1,883,388)
(81,466)	(142,796)	(779,583)	(655,870)
2,568,669	(71,478)	6,801,957	(998,942)
(440)	2,794	2,303	(588,486)
(80,383)	(7,869)	(131,798)	(33,014)
1,102,225	(29,412)	1,947,588	(3,269,745)
(5,008,629)	(4,314,607)	(35,473,569)	(14,792,179)
2,279,866	2,804,838	18,063,468	10,365,867
(2,321,168)	(2,645,507)	(17,728,631)	(9,144,490)
131,019	121,750	943,773	459,600
<u>3,912,653</u>	<u>3,190,361</u>	<u>27,390,326</u>	<u>10,082,398</u>
<u>20,848,136</u>	<u>9,375,780</u>	<u>45,042,050</u>	<u>(1,953,957)</u>
\$ <u>71,239,369</u>	\$ <u>(1,749,769)</u>	\$ <u>123,530,271</u>	\$ <u>3,508,022</u>
\$ (7,445,450)	\$ (1,488,444)	\$ (12,746,580)	\$ (3,802,894)
287,406	1,116,509	6,199,732	188,118
-	-	537,998	-
-	-	40,862,000	-
-	-	(40,862,000)	-

Pinellas County, Florida
STATEMENT OF FIDUCIARY NET POSITION
September 30, 2022

	<u>Custodial Funds</u>
ASSETS	
Cash	\$ 63,559,144
Accounts receivable	5,192,530
Due from other governments	32,155
Total assets	68,783,829
LIABILITIES	
Vouchers payable	173,854
Due to other governments	36,100,538
Deposits and other current liabilities	968,111
Total liabilities	37,242,503
NET POSITION	
Restricted for:	
Individuals, organizations, and other governments	31,541,326
Total net position	\$ 31,541,326

The accompanying notes are an integral part of this statement.

Pinellas County, Florida
STATEMENT OF CHANGES IN FIDUCIARY NET POSITION
For the year ended September 30, 2022

	<u>Custodial Funds</u>
ADDITIONS	
Fees and other amounts collected on behalf of other governments	\$ 487,456,861
Receipt of registry for court from citizens	64,590,988
Bonds, deposits and other court related collections	93,979,587
Civil levies & fine deposits	13,502,404
Unclaimed funds	21,689
Inmate deposits	7,140,162
Property taxes and fees collected, other governments	1,985,964,907
Property taxes and fees collected, individuals and businesses	2,670,338,058
License and tag fees collected, other governments	225,726,879
License and tag fees collected, individuals and businesses	72,478
Miscellaneous fees collected	40,991,005
	<u>5,589,785,018</u>
DEDUCTIONS	
Fees and other amounts distributed to other governments	487,456,861
Disbursement of registry for court from citizens	67,266,108
Bonds, deposits and other court related distributions	92,955,530
Civil levies & fine payments	13,515,765
Unclaimed funds	22,472
Inmate withdrawals	7,091,222
Property taxes and fees distributed, other governments	1,985,964,907
Property taxes and fees distributed, individuals and businesses	2,670,338,058
License and tag fees distributed, other governments	225,726,879
License and tag fees distributed, individuals and businesses	72,478
Miscellaneous fees distributed	40,991,005
	<u>5,591,401,285</u>
Total deductions	5,591,401,285
Change in net position	(1,616,267)
Net position - beginning	33,157,593
Net position - ending	\$ 31,541,326

The accompanying notes are an integral part of this statement.

This page intentionally left blank.

Pinellas County, Florida
STATEMENT OF NET POSITION
COMPONENT UNITS
September 30, 2022

	Planning Council	Housing Finance Authority	Health Facilities Authority	Construction Licensing Board	Total
ASSETS					
Cash and cash equivalents	\$ 789,219	\$ 17,690,779	\$ 13,583	\$ -	\$ 18,493,581
Investments	106,218	2,082,713	-	-	2,188,931
Receivables (net of allowance for uncollectibles)	278,375	66,436,851	-	-	66,715,226
Prepaid items	-	11,757	-	-	11,757
Other assets	-	4,060	-	-	4,060
Capital assets					
Land and non-depreciable capital assets	-	13,294,708	-	-	13,294,708
Depreciable capital assets, net	678,528	3,484,635	-	-	4,163,163
Total assets	<u>1,852,340</u>	<u>103,005,503</u>	<u>13,583</u>	<u>-</u>	<u>104,871,426</u>
DEFERRED OUTFLOWS OF RESOURCES					
Pension-related deferred outflows	487,282	159,222	-	-	646,504
OPEB-related deferred outflows	243,493	-	-	-	243,493
Total deferred outflows of resources	<u>730,775</u>	<u>159,222</u>	<u>-</u>	<u>-</u>	<u>889,997</u>
Total assets and deferred outflows of resources	<u>2,583,115</u>	<u>103,164,725</u>	<u>13,583</u>	<u>-</u>	<u>105,761,423</u>
LIABILITIES					
Accounts payable and other current liabilities	76,708	46,424	-	-	123,132
Accrued interest payable	-	117,768	-	-	117,768
Long-term liabilities:					
Due within one year	248,369	762,668	-	-	1,011,037
Due in more than one year	3,282,302	54,041,870	-	-	57,324,172
Total liabilities	<u>3,607,379</u>	<u>54,968,730</u>	<u>-</u>	<u>-</u>	<u>58,576,109</u>
DEFERRED INFLOWS OF RESOURCES					
Pension-related deferred inflows	219,709	37,455	-	-	257,164
OPEB-related deferred inflows	1,561,516	-	-	-	1,561,516
Lease-related deferred inflows	-	8,970,597	-	-	8,970,597
Total deferred inflows of resources	<u>1,781,225</u>	<u>9,008,052</u>	<u>-</u>	<u>-</u>	<u>10,789,277</u>
Total liabilities and deferred inflows of resources	<u>5,388,604</u>	<u>63,976,782</u>	<u>-</u>	<u>-</u>	<u>69,365,386</u>
NET POSITION					
Net investment in capital assets	-	16,764,978	-	-	16,764,978
Restricted for:					
Debt service	-	13,787,381	-	-	13,787,381
Unrestricted	(2,805,489)	8,635,584	13,583	-	5,843,678
Net position	<u>\$ (2,805,489)</u>	<u>\$ 39,187,943</u>	<u>\$ 13,583</u>	<u>\$ -</u>	<u>\$ 36,396,037</u>

The accompanying notes are an integral part of this statement.

Pinellas County, Florida
STATEMENT OF ACTIVITIES
COMPONENT UNITS
For the year ended September 30, 2022

	<u>Program Revenues</u>			
	<u>Expenses</u>	<u>Charges for Services</u>	<u>Operating Grants and Contributions</u>	<u>Capital Grants and Contributions</u>
Component Units				
Planning Council	\$ 2,390,439	\$ 1,043,829	\$ -	\$ -
Housing Finance Authority	3,312,725	999,328	451,488	4,654,579
Health Facilities Authority	536	2,503	-	-
Construction Licensing Board	1,587,829	1,587,829	-	-
Total component units	<u>\$ 7,291,529</u>	<u>\$ 3,633,489</u>	<u>\$ 451,488</u>	<u>\$ 4,654,579</u>

GENERAL REVENUES:

Property taxes
Investment income (loss)
Total general revenues
Change in net position
Net position - beginning, as restated (see Note 21)
Net position - ending

The accompanying notes are an integral part of this statement.

Net (Expenses) Revenues and
Changes in Net Position

Planning Council	Housing Finance Authority	Health Facilities Authority	Construction Licensing Board	Total
\$ (1,346,610)	\$ -	\$ -	\$ -	\$ (1,346,610)
-	2,792,670	-	-	2,792,670
-	-	1,967	-	1,967
-	-	-	-	-
<u>(1,346,610)</u>	<u>2,792,670</u>	<u>1,967</u>	<u>-</u>	<u>1,448,027</u>
1,427,033	-	-	-	1,427,033
37,725	(5,563,409)	-	-	(5,525,684)
<u>1,464,758</u>	<u>(5,563,409)</u>	<u>-</u>	<u>-</u>	<u>(4,098,651)</u>
118,148	(2,770,739)	1,967	-	(2,650,624)
<u>(2,923,637)</u>	<u>41,958,682</u>	<u>11,616</u>	<u>-</u>	<u>39,046,661</u>
<u>\$ (2,805,489)</u>	<u>\$ 39,187,943</u>	<u>\$ 13,583</u>	<u>\$ -</u>	<u>\$ 36,396,037</u>

NOTES TO THE FINANCIAL STATEMENTS

Pinellas County, Florida
NOTES TO THE FINANCIAL STATEMENTS
September 30, 2022

NOTE 1 - Summary of Significant Accounting Policies

A. Summary of Significant Accounting Policies

The financial statements of Pinellas County, Florida (County) have been prepared in conformity with accounting principles generally accepted in the United States of America (GAAP) as applied to governmental units. The Governmental Accounting Standards Board (GASB) is the accepted standard setting body for establishing governmental accounting and financial reporting principles. The more significant of the County's accounting policies are described below.

B. The Reporting Entity

Pinellas County, established in 1911, is a political subdivision of the State of Florida. It is governed by Florida Statutes and the County Charter. The governing Board of County Commissioners (Board) is comprised of seven elected commissioners with one commissioner chosen as Chairman. The Board appoints an Administrator to administer all policies emanating from its statutory powers and authority. In addition to the members of the Board, there are five elected Constitutional Officers: Clerk of the Circuit Court and Comptroller, Property Appraiser, Sheriff, Supervisor of Elections and Tax Collector. The Board and the Constitutional Officers comprise the Pinellas County primary government.

The County's operations include tax assessments and collections, state/county courts, county recorder, police and fire protection, transportation, economic development, social and human services, and cultural and recreation services. In addition, the County operates four major enterprise activities: an airport, a water system, a sewer system and a solid waste resource recovery system.

As required by GAAP, the financial statements of the reporting entity include those of Pinellas County, Florida (the primary government) and its component units, entities for which the County is financially accountable. In accordance with GASB Statement Number 14, as amended by GASB Statements Number 39, 61, and 80, the financial statements of the component units described below have been included in the financial reporting entity through blended or discrete presentation.

Blended Component Units. Some component units, including the elected Constitutional Officers, despite being legally separate entities are in substance, the same as the primary government and are part of the primary government's operations. Accordingly, the financial statements of the following component units are blended with the primary government; reported in a manner similar to the balances and transactions of the primary government:

Pinellas County Emergency Medical Services Authority
Pinellas County Industrial Development Authority
Pinellas County Community Redevelopment Agency

The governing body of the Pinellas County Emergency Medical Services Authority, Pinellas County Industrial Development Authority, and Pinellas County Community Redevelopment Agency is the Board and there is a financial burden relationship between the respective entities and the primary government. In addition, the management of the primary government has operational responsibility for these entities. The financial activity of the blended component units is presented as follows: 1) Emergency Medical Services Authority - major governmental fund, 2) Industrial Development Authority - no activity reported in these financial statements, and 3) Community Redevelopment Agency - nonmajor governmental special revenue fund.

The elected Constitutional Officers are an integral part of the primary government and although they are legally separate entities, they provide almost exclusive service or benefit to the primary government. The Constitutional Officers' activities are presented as special revenue funds, an internal service fund, and custodial funds within the primary government.

Discretely Presented Component Units. The following component units meet the criteria for discrete presentation and are presented in the component units column in the government-wide financial statements in order to clearly distinguish their balances and transactions from the primary government:

Pinellas County, Florida
NOTES TO THE FINANCIAL STATEMENTS
September 30, 2022

Pinellas County Planning Council. The purpose of the Pinellas County Planning Council (Council) is to formulate and execute objectives and policies necessary for the orderly growth, development and environmental protection of the County as a whole. The Council serves as an advisory board and provides preliminary approval on proposed changes to the adopted County Land Use Plan. The Board can overrule the Council with a majority plus one vote, and has the right to review and increase or reduce the Council's budget.

Pinellas County Housing Finance Authority. The purpose of the Pinellas County Housing Finance Authority (HFA) is to encourage the investment of private capital and stimulate the construction of residential housing for low and moderate income families through the use of public financing. The enabling law of the HFA provides that any debt issued by the HFA for financing qualified housing development is payable solely from the revenues and receipts of those developments and shall not constitute a debt, liability, obligation or a pledge of the full faith or credit of the HFA, the County, the State of Florida or any of its political subdivisions. However, because the HFA makes contributions toward the single family bond program and receives the remaining funds after the debt is satisfied, the debt and other related assets, liabilities, net position and activities of the program are reported in the component unit financial statements herein. No such relationship exists for the multifamily program, thus those bonds are not reported as liabilities in the financial statements, but are disclosed as conduit debt. The Board appoints the members of the board of the HFA, and may, at any time, remove board members without cause, alter or change the structure, organization, programs or activities of the HFA, including terminating the HFA. The sale of all bonds and notes to be issued by the HFA shall be subject to the approval of the Board.

Pinellas County Health Facilities Authority. The purpose of the Pinellas County Health Facilities Authority (Authority) is to provide investment of private capital to fund construction of health facilities within the County. The enabling law of the Authority provides that any debt issued by the Authority for financing qualified health facilities is payable solely from the revenues and receipts of those facilities and shall not constitute a debt, liability, obligation or a pledge of the full faith or credit of the County, the State of Florida or any of its political subdivisions. The Board appoints the members of the board of the Authority and may, at its discretion, amend the powers and duties of the Authority. The sale of all bonds and notes to be issued by the Authority shall be subject to the approval of the Board.

Pinellas County Educational Facilities Authority. The purpose of the Pinellas County Educational Facilities Authority (EFA) is to assist institutions for higher education in the construction, financing and refinancing of projects within the County. The enabling law of the EFA provides that bonds issued by the EFA shall not be deemed to constitute a debt, liability or a pledge of the full faith and credit of the County, the State of Florida or any of its political subdivisions, but shall be payable solely from the funds of the EFA. The Board appoints the members of the board of the EFA, and may remove any member or may terminate the EFA if it determines that there is no longer a need for the EFA's existence. The issuance of bonds and notes of the EFA are subject to the approval of the Board. The EFA had no financial activity for the fiscal year or account balances at the end of the year.

Pinellas County Construction Licensing Board. The purpose of the Pinellas County Construction Licensing Board (CLB) is to regulate certain construction and home improvement contractors practicing in Pinellas County. In addition, the CLB amends the building codes for application and enforcement countywide to provide safe, economic, and sound buildings and structures throughout the County. The CLB was created in 1973 by the Legislature's Special Act Chapter 75-489, Law of Florida, as amended by Chapters 78-594, 81-466, -86-444, 89-504, 93-387, 2002-350, 2003-319, 2004-403, and 2018-179 Laws of Florida, to regulate the construction industry in Pinellas County. The CLB Board is a dependent agency of the Board. The Board appoints all 15 members of the CLB Board and may remove any member of the CLB Board at any time. The Board at its discretion may amend the powers and duties of the CLB Board including CLB Board finances and contributions of cost associated with the CLB which are borne by the Board.

Copies of financial statements of the discretely presented component units and the Constitutional Officers may be obtained directly from these entities or from Pinellas County Clerk of the Circuit Court and Comptroller, Finance Division, 14 South Fort Harrison Avenue, 3rd Floor, Clearwater, Florida 33756. Separate financial statements are not prepared for the Emergency Medical Services Authority, the Industrial Development Authority, the Health Facilities Authority or the Educational Facilities Authority.

Pinellas County, Florida
NOTES TO THE FINANCIAL STATEMENTS
September 30, 2022

C. Basis of Presentation, Basis of Accounting

Basis of Presentation

Government-wide Statements. The statement of net position and the statement of activities report information on the primary government and its component units, except for fiduciary activities. Eliminations have been made to reduce the effect of interfund activities. These statements distinguish between governmental activities, normally financed through taxes, intergovernmental revenues and other nonexchange activities, and business-type activities, which normally are financed by fees charged to external parties.

The statement of activities presents a comparison of direct expenses and program revenues for each business-type segment or governmental function of the County. Direct expenses are those associated with a specific function or segment. Program revenues include: (a) fees, fines, and charges for services paid by the recipients of the goods or services provided by programs, and (b) grants and contributions restricted to meeting the requirement of a particular program. General revenues include all taxes and other revenue not classified as program revenue.

Fund Financial Statements. The fund financial statements provide information about all the County's funds including fiduciary funds, which are excluded from the government-wide presentation. Separate financial statements are presented for governmental, proprietary and fiduciary fund categories. Separate columns are presented for each major governmental and enterprise fund. All remaining governmental and enterprise funds are combined and reported as nonmajor funds. All remaining funds are combined and reported as nonmajor funds.

The County reports the following major governmental funds:

General Fund. The General Fund is the general operating fund of the County. It is used to account for all financial resources except those required to be accounted for in another fund.

Sheriff's Operations Fund. This special revenue fund is used to account for the general operating activity of the Sheriff, the chief law enforcement officer for the County, including law enforcement and corrections. Revenues and other sources reported in this fund include intergovernmental revenues, charges for services, investment income, miscellaneous revenues and transfers in.

Capital Projects Fund. This fund accounts for the construction of all major governmental capital projects throughout the County. Revenues and other sources for this fund include taxes, intergovernmental revenues, charges for services, impact fees, investment income, miscellaneous revenues and transfers in.

Emergency Medical Service Fund. This special revenue fund is used to account for revenues earmarked for emergency medical services. Up to 1.5 mills are levied annually on a countywide basis to finance a comprehensive countywide emergency medical service system. Revenues and other sources for this fund include taxes, intergovernmental revenues, charges for services, investment income, miscellaneous revenues and transfers in.

American Rescue Plan Act Fund. The purpose of this special revenue fund is to facilitate reporting and accountability for the Coronavirus State and Local Fiscal Recovery Funds (SLFRF) program, part of the American Rescue Plan Act. This program is intended to provide support to the County in responding to and recovery from the COVID-19 economic and public health emergency.

The County reports the following major enterprise funds:

Water System. This fund accounts for the operations of the water system to users throughout the County. Wholesale water sales are made to some cities in the County. All activities necessary to provide such services are accounted for in this fund, including, but not limited to, administration, operations, maintenance, and billing and collections.

Pinellas County, Florida
NOTES TO THE FINANCIAL STATEMENTS
September 30, 2022

Sewer System. This fund accounts for the operations of the sewer system to users throughout the County. Wholesale sewer services are provided to some cities within the County. All activities necessary to provide such services are accounted for in this fund, including, but not limited to, administration, operations, maintenance, financing and related debt service, and billing and collections.

Solid Waste System. This fund accounts for the operations of solid waste disposal services to users of the County disposal facility and landfills. All activities necessary to provide disposal services are accounted for in this fund, including, but not limited to, administration, operations, maintenance, and billing and collection.

Airport. This fund accounts for the operations of the County-owned airport, St Pete-Clearwater International Airport (PIE). All activities necessary to operate the airport are accounted for in this fund, including, but not limited to, Passenger Facility Charges, administration, operations, and maintenance.

The County reports the following additional fund types:

Internal Service Funds. These funds account for the financing of goods or services provided by one department to other departments of the County or to other governments, on a cost reimbursement basis. Services include information technology, fleet management, risk financing and employee health benefits.

Custodial Funds. These funds account for monies held by the County in a purely custodial capacity for other parties, including governments, businesses and individuals. These funds include but are not limited to monies held for inmates of the County jail system, tax deed sales, taxes and fees collected on behalf of other governments and court registry deposits.

Measurement Focus, Basis of Accounting

Government-wide and Proprietary Fund Financial Statements. The government-wide and proprietary fund financial statements are reported using the economic resources measurement focus and the accrual basis of accounting. Their revenues are recognized when they are earned, and their expenses are recognized at the time liabilities are incurred, regardless of the timing of related cash flows. Nonexchange transactions include property taxes, grants, entitlements, and donations. Property taxes are recognized as revenue in the fiscal year for which taxes are levied. Grants, entitlements, and donations are recognized in the fiscal year in which all eligibility requirements are met.

Governmental Fund Financial Statements. Governmental funds are reported using the current financial resources measurement focus and the modified accrual basis of accounting. Under the modified accrual basis of accounting, revenues are recognized when measurable and available. Revenues are considered available when they are collected within the current period or within 60 days after year end. Taxes, licenses and permits, and interest are considered susceptible to accrual. Grant revenues are recognized when eligibility requirements are met and related amounts are available from the grantor. Special assessments are recorded as revenue in the year installments are due. Expenditures are recorded when the fund liability is incurred, except for principal and interest on general long-term debt, and compensated absences that are recognized when matured.

Proprietary Fund Financial Statements. Proprietary fund operating revenues result from exchange transactions in which each party receives and gives essentially equal value from its principal activities. Operating expenses result from providing services and producing and delivering goods in connection with the principal activities of the respective funds. All other revenues and expenses are considered nonoperating revenues and expenses. When both restricted and unrestricted resources are available for use, it is the County's policy to use restricted resources first, then unrestricted resources as needed.

Fiduciary Funds. Fiduciary funds of the County are custodial in nature, and the economic resources measurement focus and full accrual basis apply.

Pinellas County, Florida
NOTES TO THE FINANCIAL STATEMENTS
September 30, 2022

D. Cash and Cash Equivalents and Investments

The County considers all cash on hand, demand deposits, cash with fiscal agent, revolving funds and short-term investments, including restricted assets with original maturities of three months or less from acquisition date to be cash and cash equivalents. Investments and the majority of bank deposits are pooled for investment purposes. Earnings from pooled activity are allocated based on a participating fund's average daily cash and investment balance.

Investments are stated at fair value. If investments are held by a specific fund, all earnings are applied to the specific fund.

E. Receivables

Accounts and notes receivable for the primary government are reported net of allowance for doubtful accounts, totaling \$470,996. The allowance for doubtful accounts represents those accounts which are deemed uncollectible based upon past collection history. An estimated receivable is recorded and revenue recognized for the Water System and Sewer System Enterprise Funds for estimated unbilled consumption at year end. Unbilled receivables at fiscal year end were \$12,053,718.

F. Inventory and Prepaid Items

Inventories are determined by physical count and are stated at cost using the moving average cost basis. Certain purchases of materials and supplies that are considered immaterial to the financial statements may be accounted for under the purchases method, in which these items are reported as an expenditure immediately when purchased. However, the County generally reports inventory balances using the consumption method, whereby the original purchase of materials and supplies is recorded as an asset, and an expenditure is reported when the supplies are actually used (that is, consumed). Certain payments to vendors reflect costs related to future periods and are reported as prepaid items in the government-wide and fund financial statements. The cost of prepaid items is recorded as expenditures using the interperiod allocation method.

G. Capital Assets

Capital assets include land, buildings, equipment, intangible assets and infrastructure assets (roads, bridges, curbs and gutters, streets and sidewalks, drainage systems and lighting systems) reported in the governmental and business-type activities of the government-wide financial statements. Capital assets are items with individual costs that meet or exceed the County's capitalization threshold and have useful lives of more than one year. All land acquisitions are recorded as capital assets regardless of cost or acquisition value. Purchased or constructed capital assets are recorded at cost or estimated historical costs. Donated assets are recorded at acquisition value at the date of donation.

The cost of normal maintenance and repairs that do not increase the value or useful life of the asset is not capitalized. Capital assets are depreciated over their useful lives unless they are inexhaustible. The term depreciation includes amortization of intangible assets.

Depreciation is provided using the straight-line method over the following estimated useful lives:

<u>Asset Class</u>	<u>Estimated Useful Lives</u>	<u>Capitalization Threshold</u>
Buildings	35 - 50	\$50,000
Improvements other than buildings	10 - 65	\$20,000
Equipment	5 - 20	\$5,000
Intangible and right-to-use assets	1 - 50	\$50,000
Infrastructure	5 - 50	\$50,000

Pinellas County, Florida
NOTES TO THE FINANCIAL STATEMENTS
September 30, 2022

H. Compensated Absences

County policy allows employees to accumulate unused vacation and sick leave benefits. Employees are generally allowed to accumulate vacation up to a maximum of three years' leave. Prior to December 24, 1994, sick leave was accumulated with no maximum. Effective December 24, 1994, employees no longer accrue sick leave. All vacation leave and a portion of sick leave are paid upon termination, depending on length of service. The governmental funds record expenditures for compensated absences as they mature. Compensated absences are accrued when earned in the government-wide and proprietary fund statements.

I. Obligation for Landfill Closure and Post-Closure Care Costs

The County is required by federal and state laws and regulations to place a final cover on its landfill when it stops accepting waste and to perform certain maintenance and monitoring functions at the site for thirty years after closure. Although closure and post-closure costs will be paid only near or after the date that the landfill stops accepting waste, the County reports a portion of these closure and post-closure costs as operating expense in each period based on landfill capacity used at fiscal year end. The liability related to closure and post-closure care costs is reported in the Solid Waste System enterprise fund.

J. Amortization of Discount/Premium on Bonds and Debt Issuance Costs

In the government-wide and proprietary fund statements, original issue premiums and discounts are capitalized and amortized over the life of the bonds using the bonds outstanding method, which approximates the effective interest method. The amortization of premium or discount is recorded as an adjustment to interest expense. Bonds payable are reported net of applicable discounts and premiums. Bond issuance costs are expensed as incurred. For governmental funds, bond issuance costs, premiums and discounts are recognized during the current period.

K. Deferred Outflows/Inflows of Resources

In addition to assets, the Statement of Net Position includes a separate section for deferred outflows of resources that represent a consumption of net assets that applies to a future period and pension contributions subsequent to the measurement date and will not be recognized as outflows of resources (expense/expenditure) until that time. The deferred outflows of resources in the Statement of Net Position represents the difference between expected and actual experience, changes in assumptions, the net difference between projected and actual earnings on pension plan investments, changes in the proportion and differences between the County's contributions and proportionate share of contributions relating to pension and other post employment benefit (OPEB) plans. The County has also reported the deferred amount on debt refunding as a deferred outflow of resources in the Statement of Net Position in the business-type activities and the proprietary funds. A deferred amount on refunding results from the difference between the reacquisition price and the net carrying amount of the old debt resulting from refunding transactions in government-wide and proprietary fund statements and is capitalized and amortized over the shorter of the life of the new debt or the remaining life of the old debt. Unamortized amounts are reported as deferred outflows of resources and amortized and reported as a component of interest expense.

In addition to liabilities, the Statement of Net Position in Governmental Activities includes a separate section for deferred inflows of resources that represent an acquisition of net assets that applies to a future period and so will not be recognized as an inflow of resources (revenue) until that time. This section includes deferred inflows of resources representing the difference between expected and actual experience, changes in assumptions, the net difference between projected and actual earnings on plan investments, changes in the proportion and differences between the County's contributions and proportionate share of contributions relating to pension and OPEB plans. The section includes grant funds received in advance having grantor stipulations that funds received cannot be used until future periods. These amounts are later recognized as revenue in the period when the time requirements have been met and the related expenditure/expense has been spent. The County has also reported unavailable revenues which arise only under a modified accrual basis of accounting that qualify for reporting in this category in the governmental funds balance sheet only. The amounts are deferred and recognized as an inflow of resources in the period the amounts become available.

Pinellas County, Florida
NOTES TO THE FINANCIAL STATEMENTS
September 30, 2022

Finally, the County reports unamortized lease receivables as deferred inflows in which lease revenue will be recognized on a straight-line basis over the term of the lease.

Balances at fiscal year end of deferred inflows and outflows of resources were as follows:

	<u>Governmental Activities</u>	<u>Business Type Activities</u>	<u>Total</u>	<u>Component Units</u>	<u>Governmental Funds</u>
Deferred outflows:					
Pension-related	\$ 141,425,642	\$ 7,945,269	\$ 149,370,911	\$ 646,504	\$ -
OPEB-related	56,217,889	3,180,923	59,398,812	243,493	-
Losses on debt refunding	-	2,402,994	2,402,994	-	-
	<u>\$ 197,643,531</u>	<u>\$ 13,529,186</u>	<u>\$ 211,172,717</u>	<u>\$ 889,997</u>	<u>\$ -</u>
Deferred inflows:					
Pension-related	\$ 48,465,682	\$ 2,722,795	\$ 51,188,477	\$ 257,164	\$ -
OPEB-related	232,575,791	38,368,967	270,944,758	1,561,516	-
Lease-related	22,827,164	83,624,236	106,451,400	8,970,597	22,827,164
Unavailable revenues	-	-	-	-	53,260,482
Proceeds received in advance of time requirement	-	-	-	-	651,565
Unavailable revenue - disaster grant	-	-	-	-	507,010
Gains on debt refunding	-	24,853	24,853	-	-
	<u>\$ 303,868,637</u>	<u>\$ 124,740,851</u>	<u>\$ 428,609,488</u>	<u>\$ 10,789,277</u>	<u>\$ 77,246,221</u>

L. Pensions

For purposes of measuring the net pension liability, deferred outflows/inflows of resources, and pension expense, information about the fiduciary net position of the Florida Retirement System (FRS) defined benefit plan and the Health Insurance Subsidy (HIS) and additions to/deductions from FRS's and HIS's fiduciary net position have been determined on the same basis as they are reported by the FRS and HIS plans. For this purpose, plan contributions are recognized when due and payable in accordance with plan terms.

M. Fund Balances

Fund balances are reported in classifications depending on whether the amounts are spendable or nonspendable. Spendable amounts are further classified based on external and/or internal constraints. See Note 13 for further explanation of the classifications on the financial statements.

N. Reclassifications

Certain reclassifications to the separately issued Constitutional Officer and component unit financial statements have been made to conform to the presentation format in the Annual Comprehensive Financial Report.

The remainder of this page intentionally left blank.

Pinellas County, Florida
NOTES TO THE FINANCIAL STATEMENTS
September 30, 2022

NOTE 2 - Stewardship, Compliance and Accountability

A. Budgetary Information

Chapters 129 and 200, Florida Statutes, govern the preparation, adoption, and administration of the County's annual budget. The budget shall be balanced: that is, the total of the estimated receipts, including balances brought forward, shall equal the total of the appropriations and reserves. Budgets for the governmental funds are prepared in accordance with GAAP, using the modified accrual basis of accounting, except for the Supervisor of Elections Special Revenue Fund. Presentation of budgetary information for governmental funds also includes maintaining fund balance reserves as an other financing use. These are amounts that are needed to be retained in budgetary fund balance for contingencies, including disaster responses, and encumbered contracts. These amounts are not considered an actual disbursement of funds under GAAP, and therefore, represent a budgetary basis to GAAP basis of accounting difference. Actual amounts relating to reserves are reported as zero in the budget to actual comparison statements.

The annual budget, both operating and capital improvement, serves as the legal authorization for expenditures. During the fiscal year, supplemental budget appropriations were made to increase the annual budgets of several funds including the General Fund. The effect of these supplemental appropriations on the General Fund resulted in increased appropriations of \$19,064,820, consisting of \$4,022,830 of unanticipated grant revenue received, and \$14,992,670 appropriated from reserves for unanticipated expenditures. The budget of the Sheriff's Operations Fund was increased by \$23,214,988, during the fiscal year. This was primarily due to capital outlay for installment contracts in the Capital Equipment Fund for vehicles. The majority of the supplemental appropriations were a result of unanticipated funds being received, as well as additional funding for new or renewed grant programs including funds from the Federal and Local Law Enforcement Trust. Other supplemental appropriations are not material to the financial statements.

Budgetary control is maintained at the combined major object expenditure level (i.e. total of personal services, operating expenses, capital outlay, debt service, and grants and aids) on a cost center basis. Departmental budget/actual comparison reports at the object and subobject expenditure level of control are available for public inspection in the Finance Division. As permitted by Section 2400.112, Codification of Governmental Accounting and Financial Reporting Standards, individual fund budget/actual comparisons at the department level are not presented. The voluminous detail would needlessly expand the financial statements. A separate report demonstrating compliance with the budget is available and may be obtained from Pinellas County Clerk of the Circuit Court and Comptroller, Finance Division, 14 South Fort Harrison Avenue, 3rd Floor, Clearwater, Florida 33756.

The adopted budget cannot be changed except by an amendment or a budget supplement. The budgetary data presented is as amended by the Board for the fiscal year. State statutes provide that the Board may amend the adopted budget when:

1. Appropriations for a fund are increased and decreased by the same amount so that total appropriations do not change;
2. Reserves for future construction and improvements are appropriated by a resolution;
3. A receipt from a source not anticipated in the budget and received for a particular purpose may be appropriated by a resolution; and
4. A receipt from a source not anticipated in the budget and not designated for a particular purpose is presented by budget supplement to the Board.

This requires proper public notice to allow public comments before adoption. All governmental and proprietary funds of the primary government legally adopt budgets.

Pinellas County, Florida
 NOTES TO THE FINANCIAL STATEMENTS
 September 30, 2022

NOTE 3 - Property Taxes

Current Taxes. All property taxes that are levied on October 1 (based on assessed values on January 1, which is also the tax lien date), become due and payable on November 1, and are delinquent on April 1 of the following year. Discounts are allowed for early payment of 4, 3, 2 and 1% in November through February, respectively. Property taxes receivable are not included in the financial statements as delinquent taxes as of year-end, since the amount is immaterial. The maximum ad valorem tax millage rate is limited to 10 mills by Section 200.071, Florida Statutes.

Unpaid Taxes - Sale of Certificates. The Tax Collector advertises as required by statute and, at public auction, sells tax certificates for unpaid taxes on all real property. Certificates not purchased are issued to the County. Any person owning real property upon which a tax certificate has been sold may redeem the real property by paying the Tax Collector the face amount of the tax certificate plus interest and other costs.

Tax Deeds. The owner of a tax certificate may at any time after taxes have been delinquent (April 1), for two years, file an application for tax deed sale. The County, as a certificate owner, may exercise similar procedures. Tax deeds are issued to the highest bidder for the property which is sold at public auction.

NOTE 4 - Deposits

A. Primary Government

Deposits: The County maintains a cash pool for the deposits of all governmental, internal service and custodial funds. Each enterprise fund maintains its own cash accounts. Each fund type's portion of these balances is shown on the respective balance sheet and statement of net position as cash or cash and cash equivalents.

Custodial Credit Risk – Deposits

According to Chapter 280, Florida Statutes, County monies must be deposited with financial institutions designated as qualified public depositories by the Chief Financial Officer of the State of Florida. In accordance with this statute, qualified public depositories are required to pledge eligible collateral in varying percentages. Any losses to public depositories are covered by applicable deposit insurance, by the sale of pledged securities and, if necessary, by assessments against other qualified public depositories. At fiscal year end, all deposits were covered by Federal depository insurance or by pledged collateral.

The following is a reconciliation of the County's cash and investment balances at fiscal year-end:

	Government-Wide Statement of Net Position			Total Reporting Entity
	Total Primary Government	Component Units	Custodial Funds	
Cash and cash equivalents	\$ 519,242,500	\$ 18,493,581	\$ 63,559,144	\$ 601,295,225
Investments	1,314,371,613	2,188,931	-	1,316,560,544
	\$ 1,833,614,113	\$ 20,682,512	\$ 63,559,144	\$ 1,917,855,769

Pinellas County, Florida
NOTES TO THE FINANCIAL STATEMENTS
September 30, 2022

Investments: At September 30, the County's investments, along with their respective ratings were as follows:

<u>Investment Type</u>	<u>Fair Value</u>	<u>Ratings</u>
Certificate of Deposit	\$ 386,934	N/A
Florida Local Government Investment Trust (FLGIT) (a)	40,860,815	AAAm
Florida Cooperative Liquid Assets Securities System (FLCLASS) (b)	223,299,304	AAAm
Florida Cooperative Liquid Assets Securities System (FLCLASS) - Enhanced Cash (a)	20,041,469	AAAf/S1
Money Market Funds	484,638	N/A
Direct obligations of the U.S. Treasury	664,729,132	
Federal Agencies and Instrumentalities (c)	364,569,321	AA+/Aaa
	<u>\$ 1,314,371,613</u>	

(a) – Fitch short-term rating.

(b) – Standard & Poor's short-term rating.

(c) – Standard & Poor's / Moody's long-term rating.

Investment Policy

The investment program of the County is established in accordance with the County's investment policy, pertinent bond resolutions, Sections 125 and 218.415, Florida Statutes, and Pinellas County Code Section 2-144 and Resolution 17-33. The County's Investment Policy is designed to ensure the prudent management of funds, and the availability of operating and capital funds when required, while earning a competitive return within the policy framework. The primary objectives, in order of priority, of investment activity shall be safety, liquidity, and yield.

The County's investment policy, excluding the other Constitutional Officers, authorizes the following investments:

- Florida Local Government Surplus Funds Trust Fund or any intergovernmental investment pool authorized pursuant to the Florida Interlocal Cooperation Act of 1969, as provided in Section 163.01, Florida Statutes
- Securities and Exchange Commission registered money market funds
- Savings accounts and certificates of deposit in state-certified qualified public depositories, as defined in Section 280.02, Florida Statutes
- Direct obligations of the U.S. Treasury
- Obligations of Federal agencies and instrumentalities
- Commercial paper
- Repurchase Agreements
- Asset-Backed Corporate Notes

The Clerk of the Circuit Court and Comptroller, Property Appraiser, Supervisor of Elections, Tax Collector and Sheriff's investment policies are guided by Section 219.075, Florida Statutes - Investment of Surplus Funds by County Officers and Section 218.415, Florida Statutes - Local Government Investment Policies.

Credit Risk – Investments

The County's investment policy limits credit risk by restricting investments to the list provided above. Money market funds must maintain the highest credit quality rating from a nationally recognized statistical rating organization. Commercial paper must have a credit quality rated A1, P1 from a nationally recognized statistical rating organization.

Pinellas County, Florida
NOTES TO THE FINANCIAL STATEMENTS
September 30, 2022

Custodial Credit Risk – Investments

The County's investment policy requires the County to execute a third-party custodial safekeeping agreement with a commercial bank's trust department, which is separately chartered by the United States Government or the State of Florida. All securities purchased and collateral obtained by the County shall be properly designated as an asset of the County and held in safekeeping by the trust department.

Concentration of Credit Risk – Investments

The investment policy provides guidelines on maximum limits for security diversification with the option to further restrict or increase investment percentages from time to time based on market conditions, with bond covenant requirements excluded from the composition calculation. The portfolio was maintained within those guidelines.

The portion of the County's portfolio invested in Federal instrumentalities at fiscal year-end was as follows:

<u>Issuer</u>	<u>Amount</u>	<u>Percent of Portfolio</u>
Federal National Mortgage Association	\$ 112,012,711	9 %
Federal Farm Credit Bank	78,584,963	6 %
Federal Home Loan Bank	77,222,445	6 %
Federal Home Loan Mortgage Corporation	96,749,202	7 %
	<u>\$ 364,569,321</u>	

Interest Rate Risk – Investments

Section 218.415 of the Florida Statutes requires that the County's investment policy be structured to place the highest priority on the safety of principal and liquidity of funds. Investment of construction funds, bond fund reserves, and other non-operating funds shall have a term appropriate to the need of the funds, but in no event shall the maturities exceed five years. Reserve funds may be invested up to ten years if the maturity of such investments is made to coincide as nearly as practicable with the expected use of the funds. The weighted average duration of the portfolio shall not exceed three years. No surplus funds may be invested in a derivative investment, as defined in Section 218.45(5), Florida Statutes. FLGIT and FLCLASS are external investment pools as defined in GASB 31, *Accounting and Financial Reporting for Certain Investments and for External Investment Pools*.

The remainder of this page intentionally left blank.

Pinellas County, Florida
NOTES TO THE FINANCIAL STATEMENTS
September 30, 2022

At September 30, the fair value of the County's portfolio categorized by maturity was as follows:

Investment Type	Fair Value	Investment Maturities in Years		
		Less than 1	1-3	More than 3
Certificate of Deposit	\$ 386,934	\$ 19,603	\$ 367,331	\$ -
External Investment Pools	284,201,588	284,201,588	-	-
Money Market Funds	484,638	484,638	-	-
Direct obligations of the U.S. Treasury	664,729,132	296,594,034	364,592,082	3,543,016
Federal Agencies and Instrumentalities	364,569,321	195,354,458	168,675,722	539,141
	<u>\$ 1,314,371,613</u>	<u>\$ 776,654,321</u>	<u>\$ 533,635,135</u>	<u>\$ 4,082,157</u>

Fair Value Measurements

In accordance with GASB Statement 72, *Fair Value Measurement and Application*, the County categorizes its fair value measurements within the fair value hierarchy established by generally accepted accounting principles. The hierarchy is based on the valuation inputs used to measure the fair value of the asset.

- Level 1 inputs are quoted prices in active markets for identical assets;
- Level 2 inputs are significant other observable inputs;
- Level 3 inputs are significant unobservable inputs.

The County has the following recurring fair value measurements as of September 30, 2022:

Investment by fair value level	Total	Fair Value Measurements Using		
		Quoted Prices in Active Markets for Identical Assets (Level 1)	Significant Other Observable Inputs (Level 2)	Significant Unobservable Inputs (Level 3)
Certificate of Deposit	\$ 386,934	\$ 386,934	\$ -	\$ -
Money Market Funds	484,638	484,638	-	-
Direct obligations of the U.S. Treasury	664,729,132	664,729,132	-	-
Federal Agencies and Instrumentalities	364,569,321	-	364,569,321	-
Total investments by fair value level	<u>1,030,170,025</u>	<u>\$ 665,600,704</u>	<u>\$ 364,569,321</u>	<u>\$ -</u>

Investments measured at Net Asset Value (NAV)

FLGIT	40,860,815
FLCLASS	223,299,304
FLCLASS - Enhanced Cash	20,041,469
Total investments measured at fair value	<u>\$ 1,314,371,613</u>

The categorization of the investments within the hierarchy is based upon the pricing transparency of the instrument and should not be perceived as the particular investment's risk.

Certificates of deposit and money market funds are valued using the quoted market prices.

U.S. Treasury securities classified as Level 1 of the fair value hierarchy are valued using quoted prices at September 30 (or the most recent market close date if the markets are closed on September 30) in active markets from the custodian bank's primary external pricing vendors.

Pinellas County, Florida
NOTES TO THE FINANCIAL STATEMENTS
September 30, 2022

U.S. agencies and instrumentalities classified as Level 2 are evaluated prices from the custodian bank’s external pricing vendors. The pricing methodology often involves the use of evaluation models such as matrix pricing, which is based on the securities’ relationship to benchmark quoted prices.

Florida Local Government Investment Trust (FLGIT) is an external local government investment pool created by interlocal agreement under Florida Statute 163.01. It was sponsored by the Florida Court Clerks and Comptrollers and the Florida Association of Counties in 1991. The pool is supervised by an appointed Board of Trustees comprised of eligible participants of the program. The Board acts as the liaison between the participants, the custodian and the investment advisor. The FLGIT Day to Day Fund is a “2a-7” like fund. The fund is a Fitch AAAM rated money market product offering a fiscally conservative diversification option for Florida local governments. The objective of the fund is to provide investors with liquidity, stable share price and as high a level of current income as is consistent with preservation of principal and liquidity. The weighted average maturity is 29 days as of September 30, 2022.

Florida Cooperative Liquid Assets Securities System (FLCLASS) is an external local government investment pool created by interlocal agreement under Florida Statute 163.01. The pool is supervised by an appointed Board of Trustees comprised of eligible participants of the program. The Board acts as the liaison between the participants, the custodian, and the program administrator. The FLCLASS Prime-style fund is an S&P AAAM rated money market product offering a fiscally conservative diversification option for Florida local governments. The objective of the fund is to provide investors with liquidity, stable share price and as high a level of current income as is consistent with preservation of principal and liquidity. The weighted average maturity is 26 days as of September 30, 2022.

The FLCLASS Enhanced Cash fund is a FitchRatings AAAs/S1 product designed to complement the FLCLASS Prime-style fund for Florida governmental entities. The objective of the fund is to generate a high level of income while preserving capital by offering longer dated, fixed-income investments seeking to enhance returns while providing weekly liquidity. The FLCLASS Enhanced Cash fund has a variable share price, a higher weighted average maturity, and a longer target duration than the FLCLASS Prime-style fund. The weighted average maturity is 104 days as of September 30, 2022.

External investment pools used propriety information or single source pricing. This pricing includes the use of benchmark yields, reported trades, broker/dealer quotes, issuer spreads, two-sided markets, benchmark securities, bids, offers, and reference data.

There are no unfunded commitments within these local government investment pools except for FLCLASS Enhanced Cash which requires 5 days' notice prior to redemption.

B. Component Units

Deposits: At September 30, the component units’ deposits were covered by federal depository insurance or by collateral pledged with the State Treasurer pursuant to Chapter 280, Florida Statutes.

Investments: At September 30, investments, with their respective ratings were as follows:

<u>Investment Type</u>	<u>Amortized Cost</u>		<u>Fair Value</u>			<u>Credit Rating</u>
	<u>Planning Council</u>	<u>Housing Finance Authority</u>	<u>Health Facilities Authorities</u>	<u>Construction Licensing Board</u>	<u>Total Component Units</u>	
Florida PRIME	\$ 106,218	\$ -	\$ -	\$ -	\$ 106,218	AAAm
FLCLASS	-	1,042,742	-	-	1,042,742	AAAm
Florida Surplus Asset Fund Trust (FL SAFE)	-	1,039,971	-	-	1,039,971	AAAm
Total Investments	<u>\$ 106,218</u>	<u>\$ 2,082,713</u>	<u>\$ -</u>	<u>\$ -</u>	<u>\$ 2,188,931</u>	

Pinellas County, Florida
NOTES TO THE FINANCIAL STATEMENTS
September 30, 2022

Investment Policy

The Housing Finance Authority's (HFA) investment policy authorizes the following investments:

- Florida Local Government Surplus Funds Trust Fund
- Securities and Exchange Commission registered money market funds
- Interest bearing time or demand deposits with any qualified depository institution
- Direct obligations of the U.S government or agency thereof
- Obligations of Federal agencies and instrumentalities
- Contracts for the purchase and sale of government obligations as described in the Florida Housing Act

The other component units invest within the limitations of applicable Florida Statutes.

Credit Risk – Investments

Funds held under a bond resolution or other security agreement shall be invested with investment agreement providers that have a rating of at least “AAA” to “AA-“ from Standard and Poor’s Rating Services (“S&P”), or at least “Aaa” to “Aa3” from Moody’s Investor Services Inc., and that otherwise satisfy any additional requirements imposed by the applicable bond resolution credit risk by limiting investments to securities listed by the HFA as permitted investments and by ensuring that financial institutions are considered authorized by the HFA. Authorized financial institutions are defined in the investment policy as financial institutions that have a rating of 150 or better and trustees that have a reported capital and surplus of not less than \$50,000,000 or such greater amount as may be provided in the applicable bond resolution or other security agreement.

Concentration of Credit Risk – Investments

The HFA diversifies its investment portfolio to minimize the impact of potential losses from one type of security or individual issuer. Credit quality ratings, weighted average maturities and concentration of credit risk permitted for Single Family bond program fund investments are based on policies provided in respective trust indentures, which vary among projects. Such investments are made at the direction of trustees based on the underlying trust indenture policies.

Interest Rate Risk – Investments

The HFA’s investment policy to minimize interest rate risk is to structure the investment portfolio so that the securities mature to meet cash requirements for ongoing operations, thereby avoiding the need to sell securities on the open market prior to maturity.

At September 30, the fair value of the component units’ investments categorized by maturity was as follows:

Investment Type	Fair Value	Investment Maturities in Years		
		Less than 1	1-3	More than 3
Florida PRIME	\$ 106,218	\$ 106,218	\$ -	\$ -
FLCLASS	1,042,742	1,042,742	-	-
FL SAFE	1,039,971	1,039,971	-	-
Total	<u>\$ 2,188,931</u>	<u>\$ 2,188,931</u>	<u>\$ -</u>	<u>\$ -</u>

The Housing Finance Authority has the following investments measured at NAV:

Florida PRIME	\$ 106,218
FLCLASS	1,042,742
FL SAFE	1,039,971
Total	<u>\$ 2,188,931</u>

Pinellas County, Florida
NOTES TO THE FINANCIAL STATEMENTS
September 30, 2022

Florida PRIME is the Local Government Surplus Funds Trust Fund and meets all of the necessary criteria to elect to measure all of the investments at amortized cost. Chapter 218.409(8)(a), Florida Statutes, states that the principal balance within a LGIP trust fund is subject to withdrawal at any time. However, the Executive Director may, in good faith, on the occurrence of an event that has a material impact on liquidity or operations of the trust fund, for 48 hours limit contributions to or withdrawals from the trust fund to ensure that the Board can invest in the monies entrusted to it in exercising its fiduciary responsibility. Such action must be immediately disclosed to all participants, the Trustees, the Joint Legislative Auditing Committee, the Investment advisory Council and the Participant Local Government Advisory council. With regard to liquidity fees, Chapter 218.409(4) provides authority for an LGIP to impose penalties for early withdrawal, subject to disclosure in the enrollment materials of the amount and purpose of such fees. At present, no such disclosure has been made. At September 30, 2022, there were no redemption fees or maximum transaction amounts, or any other requirements that serve to limit a participant's daily access to 100% of their account value within Florida PRIME.

Florida Cooperative Liquid Assets Securities System (FLCLASS) is an external local government investment pool created by interlocal agreement under Florida Statute 163.01. The pool is supervised by an appointed Board of Trustees comprised of eligible participants of the program. The Board acts as the liaison between the participants, the custodian, and the program administrator. The fund is an S&P AAAM rated money market product offering a fiscally conservative diversification option for Florida local governments. The objective of the fund is to provide investors with liquidity, stable share price and as high a level of current income as is consistent with preservation of principal and liquidity. The weighted average maturity is 26 days as of September 30, 2022.

Florida Surplus Asset Fund Trust (FL SAFE) is an external local government investment pool created by interlocal agreement under Florida Statute 163.01. The pool is supervised by an appointed Board of Trustees comprised of eligible participants of the program. The Board acts as the liaison between the participants, the custodian, and the program administrator. The FL SAFE Stable NAV Fund is rated AAAM by S&P. The weighted average maturity of FL SAFE Stable NAV shall not exceed sixty days; the weighted average life shall not exceed 120 days. FL SAFE Variable NAV Fund is rated AAAS/1 by S&P. At September 30, 2022 100% of the Authority's portfolio was in the FL SAFE Stable NAV Fund.

There are no unfunded commitments or redemption restrictions within these local government investment pools, except for FL SAFE Variable NAV which requires that withdrawals may only be made on the third Wednesday of each month with at least two weeks' advance notice.

The remainder of this page intentionally left blank.

Pinellas County, Florida
NOTES TO THE FINANCIAL STATEMENTS
September 30, 2022

NOTE 5 - Receivables and Payables

A. Receivables at year end were as follows:

	<u>Accounts</u>	<u>Notes</u>	<u>Leases</u>	<u>Interest</u>	<u>Special Assessments</u>	<u>Other Governments</u>	<u>Total</u>
Governmental activities:							
General	\$ 374,198	\$ -	\$ 478,133	\$ 566,218	\$ -	\$ 14,231,414	\$ 15,649,963
Sheriff's Operations	1,240,305	-	-	-	-	2,919,160	4,159,465
Capital Projects	-	-	-	595,818	-	63,361,176	63,956,994
Emergency Medical Service	22,624,007	-	-	147,449	-	185,336	22,956,792
American Rescue Plan Act	-	-	-	218,380	-	-	218,380
Nonmajor Governmental	506,229	49,146,541	22,976,601	436,864	311,017	11,317,701	84,694,953
Internal Service	541,572	-	-	366,834	-	122,424	1,030,830
Total fund statements	<u>25,286,311</u>	<u>49,146,541</u>	<u>23,454,734</u>	<u>2,331,563</u>	<u>311,017</u>	<u>92,137,211</u>	<u>192,667,377</u>
Total governmental activities	<u>\$ 25,286,311</u>	<u>\$ 49,146,541</u>	<u>\$ 23,454,734</u>	<u>\$ 2,331,563</u>	<u>\$ 311,017</u>	<u>\$ 92,137,211</u>	<u>\$ 192,667,377</u>
Amounts not due within one year	<u>\$ -</u>	<u>\$ 49,146,541</u>	<u>\$ 19,865,216</u>	<u>\$ -</u>	<u>\$ -</u>	<u>\$ -</u>	<u>\$ 69,011,757</u>
Business-type activities:							
Water System	\$ 10,908,942	\$ 22,202,084	\$ -	\$ 235,583	\$ -	\$ 23,378,799	\$ 56,725,408
Sewer System	10,603,081	-	-	136,053	660	2,770,393	13,510,187
Solid Waste System	9,918,697	-	-	696,383	-	2,652,649	13,267,729
Airport	1,731,723	-	84,778,975	137,784	-	2,304,303	88,952,785
Total business-type activities	<u>\$ 33,162,443</u>	<u>\$ 22,202,084</u>	<u>\$ 84,778,975</u>	<u>\$ 1,205,803</u>	<u>\$ 660</u>	<u>\$ 31,106,144</u>	<u>\$ 172,456,109</u>
Amounts not due in one year	<u>\$ -</u>	<u>\$ 18,940,453</u>	<u>\$ 77,611,108</u>	<u>\$ -</u>	<u>\$ -</u>	<u>\$ -</u>	<u>\$ 96,551,561</u>

B. Payables at year end were as follows:

	<u>Accounts</u>	<u>Salaries and Benefits</u>	<u>Contracts</u>	<u>Deposits and Other</u>	<u>Other Governments</u>	<u>Total</u>
Governmental activities:						
General	\$ 10,200,100	\$ 5,481,903	\$ -	\$ 1,209,426	\$ 4,376,497	\$ 21,267,926
Sheriff's Operations	6,154,992	10,153,119	-	88,149	222,215	16,618,475
Capital Projects	15,301,357	-	3,741,578	-	25,240,933	44,283,868
Emergency Medical Service	5,983,258	147,252	-	-	793,001	6,923,511
American Rescue Plan Act	340,773	-	-	-	-	340,773
Nonmajor Governmental	15,305,611	3,772,005	14,785	1,506,842	5,858,910	26,458,153
Internal Service	5,337,223	708,669	-	-	27,361	6,073,253
Total fund statements	<u>58,623,314</u>	<u>20,262,948</u>	<u>3,756,363</u>	<u>2,804,417</u>	<u>36,518,917</u>	<u>121,965,959</u>
Pollution remediation obligation not payable from current resources	-	-	-	4,466,150	-	4,466,150
Total governmental activities	<u>\$ 58,623,314</u>	<u>\$ 20,262,948</u>	<u>\$ 3,756,363</u>	<u>\$ 7,270,567</u>	<u>\$ 36,518,917</u>	<u>\$ 126,432,109</u>
Business-type activities:						
Water System	\$ 6,062,652	\$ 520,118	\$ 35,860	\$ 7,522,930	\$ 1,073,830	\$ 15,215,390
Sewer System	6,140,852	527,057	2,535,310	-	200,428	9,403,647
Solid Waste System	11,105,828	170,074	263,496	364,358	473,987	12,377,743
Airport	1,365,939	159,051	360,269	1,224,700	6,032	3,115,991
Total business-type activities	<u>\$ 24,675,271</u>	<u>\$ 1,376,300</u>	<u>\$ 3,194,935</u>	<u>\$ 9,111,988</u>	<u>\$ 1,754,277</u>	<u>\$ 40,112,771</u>

Pinellas County, Florida
NOTES TO THE FINANCIAL STATEMENTS
September 30, 2022

C. Note Receivable Tampa Bay Water

Tampa Bay Water, a jointly governed organization consisting of members from the counties of Pinellas, Hillsborough and Pasco and the cities of St. Petersburg, Tampa and New Port Richey, is now the exclusive regional wholesale water supplier for the tri-county area. Under an interlocal agreement, member governments, with the exception of the City of Tampa, transferred ownership or rights to their water supply resources to Tampa Bay Water. The County transferred its interests for cash upon closing and the remainder is to be received as credits toward annual water purchases through October 1, 2028. The value of the credits totaling \$22,202,084 is recorded in current and long term notes receivable of \$3,261,631 and \$18,940,453 respectively.

D. Mortgage Notes Receivable – Affordable Housing Programs

Notes receivable in the nonmajor governmental funds totaling \$49,146,541 represent low interest mortgage notes to finance multi-family and single family construction and rehabilitation projects as a part of the County’s affordable housing program. Affordable housing development programs provide mortgage loans for the acquisition, rehabilitation, and construction of multi-family housing development projects, along with down payment assistance loans to qualified buyers. The sources of funding for these projects are the State Housing Initiative Partnership (SHIP) program, Pinellas County Housing Trust Fund, Federal Home Investment Partnership (HOME) program, Community Development Block Grant (CDBG) program and ARRA-Neighborhood Stabilization program.

The County currently has the following programs to help provide affordable housing to County residents: (a) the owner-occupied rehabilitation loan program allows qualified residents to apply for a mortgage loan for rehabilitation purposes; and (b) new construction or rehabilitation of multi-family projects. The County previously offered The First Time Home Buyers Down Payment Assistance program, which provides qualified first-time home buyers with a mortgage loan for down payment assistance. The loan is payable upon sale of the house, but will be forgiven if the borrower remains in the house for 30 years.

Liens have been recorded in the official records for the properties acquired for each of the programs described above and, in certain cases, a third-party administrator manages loan repayments. Notes receivable, net of applicable allowance for doubtful accounts, for these programs at September 30, 2022, which are reported in "accounts and notes receivable, net", were as follows:

	<u>Mortgage Notes Receivable, gross</u>	<u>Allowance for Doubtful Accounts</u>	<u>Mortgage Notes Receivable, net</u>
Community Development Block Grant	\$ 40,642,640	\$ (14,768,817)	\$ 25,873,823
SHIP (State Housing Initiatives Partnership)	29,057,716	(9,422,708)	19,635,008
Community Housing Trust Fund	4,455,970	(818,260)	3,637,710
Totals	<u>\$ 74,156,326</u>	<u>\$ (25,009,785)</u>	<u>\$ 49,146,541</u>

The remainder of this page intentionally left blank.

Pinellas County, Florida
NOTES TO THE FINANCIAL STATEMENTS
September 30, 2022

NOTE 6 - Interfund Receivables, Payables and Transfers

A. Balances at fiscal year end of interfund receivables and payables were as follows:

<u>Receivable Fund</u>	<u>Payable Fund</u>	<u>Amount</u>
General Fund	Sheriff's Operations	\$ 11,455,960
	Nonmajor Governmental	13,229,741
Sheriff's Operations	General Fund	843,416
	Emergency Medical Service	24,888
	Capital Projects	99,512
	Nonmajor Governmental	494
	Solid Waste System	440
	Internal Service	23,656,923
	Airport	2,794
Emergency Medical Service	Nonmajor Governmental	560,313
	Sheriff's Operations	15,156
Capital Projects	Nonmajor Governmental	178,914
Enterprise Funds	Sheriff's Operations	70
	Nonmajor Governmental	11
Nonmajor Governmental	General Fund	1,457,414
	Sheriff's Operations	40,458
	Capital Projects	219
	Emergency Medical Service	24
	Nonmajor Governmental	11,681,156
Internal Service	Sheriff's Operations	25,204,063
	Nonmajor Governmental	434,493
Total		<u>\$ 88,886,459</u>

Amounts due to or due from other funds resulted from the time between the receipt of goods and the provision of services and the related reimbursement as a part of normal business operations. All balances are expected to be repaid within one year. Interfund advances result from \$23,656,923 owed by the Employee Health Fund to the Sheriff Operations Fund and \$24,817,099 owed by the Sheriff Operations Fund to the Sheriff's Health Benefits Fund. These amounts represent obligations to fund Sheriff health-related benefits and are long-term in nature; therefore, they are reported as interfund advances in the financial statements.

The remainder of this page intentionally left blank.

Pinellas County, Florida
NOTES TO THE FINANCIAL STATEMENTS
September 30, 2022

B. Transfers to/from other funds for the period were as follows:

Transfers to Fund	Transfers from Fund	Amount
General Fund	Sheriff's Operations	\$ 8,455,504
	Nonmajor Governmental	12,475,107
	Internal Service	198,860
Sheriff's Operations	General Fund	354,939,953
	Nonmajor Governmental	10,000
	ARPA Fund	9,550,760
Capital Projects	General Fund	63,769,790
	Nonmajor Governmental	7,288,370
Emergency Medical Service	Nonmajor Governmental	558,953
Nonmajor Governmental	General Fund	80,775,262
	Emergency Medical Service	2,250,904
	Nonmajor Governmental	2,351,055
	Internal Service	1,650,140
Internal Service	Internal Service	584,846
Enterprise	Internal Service	66,740
Total		\$ 544,926,244

Transfers are used to (1) fund operations of the Constitutional Officers as required by Florida Statutes; any excess fees of the Constitutional Officers at fiscal year end are transferred back to the respective funds proportionate to the original distribution, (2) move funds as required by statutes, ordinances, or budget, and (3) use unrestricted revenues of the general fund to finance various programs accounted for in other funds in accordance with budgetary authorizations.

The remainder of this page intentionally left blank.

Pinellas County, Florida
NOTES TO THE FINANCIAL STATEMENTS
September 30, 2022

NOTE 7 - Capital Assets

A. Capital asset activity for the fiscal year was as follows:

	<u>Beginning*</u>	<u>Increases</u>	<u>Decreases</u>	<u>Ending</u>
Governmental activities:				
Capital assets not being depreciated:				
Land	\$ 391,968,098	\$ 1,550	\$ -	\$ 391,969,648
Construction in progress	189,800,825	100,441,300	(46,887,479)	243,354,646
Total capital assets not being depreciated	<u>581,768,923</u>	<u>100,442,850</u>	<u>(46,887,479)</u>	<u>635,324,294</u>
Capital assets being depreciated and amortized:				
Buildings	739,964,732	24,615,927	(6,678,164)	757,902,495
Improvements other than building	392,680,377	3,795,663	(3,877,860)	392,598,180
Equipment	261,761,896	29,380,910	(29,766,501)	261,376,305
Intangibles	63,183,414	2,607,098	(1,924,024)	63,866,488
Infrastructure	1,587,600,879	21,515,117	(1,498,293)	1,607,617,703
Right-to-use leased land	35,588	-	-	35,588
Right-to-use leased buildings	37,038,876	1,709,061	-	38,747,937
Right-to-use leased equipment	1,325,944	345,888	-	1,671,832
Total capital assets being depreciated and amortized	<u>3,083,591,706</u>	<u>83,969,664</u>	<u>(43,744,842)</u>	<u>3,123,816,528</u>
Less accumulated depreciation and amortization for:				
Buildings	(294,079,317)	(21,666,453)	858,086	(314,887,684)
Improvements other than buildings	(257,876,024)	(11,517,571)	3,811,356	(265,582,239)
Equipment	(196,716,969)	(16,279,102)	23,655,403	(189,340,668)
Intangibles	(32,291,225)	(3,060,026)	1,569,938	(33,781,313)
Infrastructure	(756,189,083)	(35,510,549)	1,037,366	(790,662,266)
Right-to-use leased land	-	(10,676)	-	(10,676)
Right-to-use leased buildings	-	(4,574,170)	-	(4,574,170)
Right-to-use leased equipment	-	(423,472)	-	(423,472)
Total accumulated depreciation and amortization	<u>(1,537,152,618)</u>	<u>(93,042,019)</u>	<u>30,932,149</u>	<u>(1,599,262,488)</u>
Total depreciated and amortized capital assets, net	<u>1,546,439,088</u>	<u>(9,072,355)</u>	<u>(12,812,693)</u>	<u>1,524,554,040</u>
Governmental activities capital assets, net	<u>\$ 2,128,208,011</u>	<u>\$ 91,370,495</u>	<u>\$ (59,700,172)</u>	<u>\$ 2,159,878,334</u>
Business-type activities:				
Capital assets not being depreciated:				
Land	\$ 69,736,292	\$ 10,291	\$ -	\$ 69,746,583
Construction in progress	90,689,474	45,020,936	(21,672,659)	114,037,751
Total capital assets not being depreciated	<u>160,425,766</u>	<u>45,031,227</u>	<u>(21,672,659)</u>	<u>183,784,334</u>
Capital assets being depreciated:				
Buildings	180,631,539	5,123,330	-	185,754,869
Improvements other than buildings	2,295,436,685	17,077,038	(198)	2,312,513,525
Equipment	39,448,438	2,724,139	(775,091)	41,397,486
Intangibles	8,966,084	62,325	-	9,028,409
Total capital assets being depreciated	<u>2,524,482,746</u>	<u>24,986,832</u>	<u>(775,289)</u>	<u>2,548,694,289</u>
Less accumulated depreciation for:				
Buildings	(86,059,593)	(6,633,378)	-	(92,692,971)
Improvements other than buildings	(985,778,588)	(53,934,050)	-	(1,039,712,638)
Equipment	(24,120,558)	(2,712,700)	487,562	(26,345,696)
Intangibles	(3,850,638)	(703,652)	-	(4,554,290)
Total accumulated depreciation	<u>(1,099,809,377)</u>	<u>(63,983,780)</u>	<u>487,562</u>	<u>(1,163,305,595)</u>
Total capital assets being depreciated, net	<u>1,424,673,369</u>	<u>(38,996,948)</u>	<u>(287,727)</u>	<u>1,385,388,694</u>
Business-type activities capital assets, net	<u>\$ 1,585,099,135</u>	<u>\$ 6,034,279</u>	<u>\$ (21,960,386)</u>	<u>\$ 1,569,173,028</u>

* Beginning balance as restated. See Note 21.

Pinellas County, Florida
NOTES TO THE FINANCIAL STATEMENTS
September 30, 2022

B. Depreciation and amortization expense was charged to functions as follows:

Governmental activities:

General government	\$ 16,061,200
Public safety	22,231,449
Physical environment	10,087,830
Transportation	31,000,399
Economic environment	1,146,117
Human services	838,310
Culture and recreation	<u>5,307,788</u>
Subtotal	86,673,093
Internal service funds	<u>6,368,926</u>
Total governmental activities	<u>\$ 93,042,019</u>

Business-type activities:

Water System	11,479,976
Sewer System	22,014,860
Solid Waste System	19,589,420
Airport	<u>10,899,524</u>
Total business-type activities	<u>\$ 63,983,780</u>

NOTE 8 - Leases

A. Leases Receivable

The County is a lessor for noncancellable leases of land, buildings, and equipment. The County recognizes a lease receivable and a deferred inflow of resources in the government-wide, proprietary fund and governmental fund financial statements.

At the commencement of a lease, the County initially measures the lease receivable at the present value of payments expected to be received during the lease term. Subsequently, the lease receivable is reduced by the principal portion of lease payments received. The deferred inflow of resources is initially measured as the initial amount of the lease receivable, adjusted for lease payments received at or before the lease commencement date. Subsequently, the deferred inflow of resources is recognized as revenue over the term of the lease.

Governmental Activities - Leases receivable are for land, buildings and equipment. The interest rate on these leases range from 0.438% - 3.003%. Due dates range from September 2023 to October 2070. Inflows of \$4,052,634 were recognized during the fiscal year ended September 30, 2022, related to these leases.

Business-Type Activities - Leases receivable are for land and buildings at St. Pete-Clearwater International Airport. The interest rate on these leases range from 0.438% - 3.003%. Due dates range from September 2024 to June 2070. Inflows of \$7,954,177 were recognized during the fiscal year ended September 30, 2022, related to these leases.

The remainder of this page intentionally left blank.

Pinellas County, Florida
NOTES TO THE FINANCIAL STATEMENTS
September 30, 2022

The payments for lease receivables are expected to be received in the subsequent years are as follows:

<u>Fiscal year ending</u>	<u>Governmental Activities</u>		<u>Business-type Activities</u>	
	<u>Principal</u>	<u>Interest</u>	<u>Principal</u>	<u>Interest</u>
2023	\$ 3,589,518	\$ 562,335	\$ 7,167,867	\$ 1,694,644
2024	654,275	553,880	7,367,930	1,633,008
2025	79,534	555,708	4,103,313	1,576,305
2026	78,004	557,404	4,125,146	1,526,669
2027	106,821	558,340	3,448,089	1,477,816
2028-2032	217,469	2,803,001	11,645,905	6,735,189
2033-2037	116,446	2,807,974	8,125,357	5,794,855
2038-2042	635,925	2,754,279	7,789,522	4,861,992
2043-2047	1,319,104	2,611,073	8,408,855	3,864,568
2048-2052	2,205,138	2,351,014	6,792,771	2,845,289
2053-2057	3,341,536	1,940,292	6,233,219	1,901,549
2058-2062	4,785,832	1,337,255	5,098,624	1,041,933
2063-2067	4,822,755	569,148	4,211,808	319,271
2068-2070	1,502,377	41,514	260,569	11,224
	<u>\$ 23,454,734</u>	<u>\$ 20,003,217</u>	<u>\$ 84,778,975</u>	<u>\$ 35,284,312</u>

B. Regulated Leases

The County has leases that are not recognized as receivables or within deferred inflows of resources as they meet the definition of a regulated lease. These leases are generally aeronautical in nature and are subject to certain regulations set forth by the Federal Aviation Administration (FAA). The leases with the airlines are related to the main terminal buildings and are leased on a preferential use basis. The County recognized lease revenue during FY 2022 related to these regulated leases of \$151,658, which was recognized as rent revenue in the Airport Enterprise Fund. The FY 2022 regulated lease revenue includes \$15,000 from variable leases which is not included in the future expected minimum payments.

Future minimum payments under these regulated leases are expected as follows:

<u>Fiscal year ending</u>	<u>Amount</u>
2023	\$ 138,618
2024	138,618
2025	3,190
	<u>\$ 280,426</u>

The remainder of this page intentionally left blank.

Pinellas County, Florida
NOTES TO THE FINANCIAL STATEMENTS
September 30, 2022

NOTE 9 - Closure and Post Closure Care Costs

A. Closure and Post Closure Care Costs

The County operates a Class I landfill, which is comprised of the South and West landfill in Bridgeway Acres and the Sod Farm, for waste disposal. On an annual basis, the sites are subject to an Aerial Topographic Survey showing the change in each site's waste profile to determine a reasonable estimate of the remaining disposal capacity and site life.

The County has reported \$47,932,398 as landfill closure and post closure care liability at year end in the Solid Waste System Enterprise Fund. This represents the cumulative amount reported to date based on the use of 16 percent of the estimated capacity of the South and West landfill in Bridgeway Acres and The Sod Farm. The County will recognize the remaining estimated cost of closure and post closure care of \$214,581,418 as the remaining capacity is filled for Bridgeway Acres and the Sod Farm. These amounts are based on the total estimated costs to perform all closure and post closure care at fiscal year end. The County expects to run out of capacity at the South landfill in the year 2046, at the West landfill in the year 2078 and the Sod Farm in the year 2096. Actual costs may be higher due to inflation, changes in technology, or changes in regulations. The County expects that future inflation costs will be paid from interest earnings or from charges to future landfill users.

The County is required by state and federal laws and regulations to provide financial assurance for closure and post closure care costs. The County has chosen to meet the financial test as defined in 40 CFR, Chapter 1, Subpart H, Section 264.

The remainder of this page intentionally left blank.

Pinellas County, Florida
NOTES TO THE FINANCIAL STATEMENTS
September 30, 2022

NOTE 10 - Long-term Debt

PRIMARY GOVERNMENT

A. Revenue notes outstanding related to business-type activities at fiscal year end were as follows:

	<u>Issued</u>	<u>Balance Outstanding</u>		
		<u>Current</u>	<u>Noncurrent</u>	<u>Total</u>
Sewer Revenue Note, Series 2008 A, dated 7/09/08, due in annual installments through 2028, 4.41%	\$ 42,005,000	\$ -	\$ 36,105,000	\$ 36,105,000
Sewer Revenue Refunding Note, Series 2008 B-1, dated 7/09/08, due in annual installments through 2024, 4.24%	32,700,000	-	10,120,000	10,120,000
Sewer Revenue Refunding Note, Series 2016, dated 7/05/16, due in annual installments through 2024, 2.2%	14,733,000	-	3,926,000	3,926,000
Sewer Revenue Refunding Note, Series 2021B, dated 1/20/21, due in annual installments through 2032, 2.0%	5,292,000	-	5,282,000	5,282,000
Sewer Revenue Refunding Note, Series 2022, dated 7/5/2022, due in annual installments through 2031, 1.17%	40,862,000	-	37,035,000	37,035,000
	<u>\$ 135,592,000</u>	<u>\$ -</u>	<u>\$ 92,468,000</u>	<u>\$ 92,468,000</u>

The remainder of this page intentionally left blank.

Pinellas County, Florida
NOTES TO THE FINANCIAL STATEMENTS
September 30, 2022

B. Refunding of Debt

On July 5, 2022 Pinellas County issued \$40,862,000 of tax-exempt Series 2022 Sewer Revenue Refunding Note in exchange and replacement of the \$40,862,000 taxable Series 2021A Sewer Revenue Refunding Note outstanding. As a result, the Sewer Revenue Refunding Note, Series 2021A is considered defeased and the liability is not shown on the Statement of Net Position. The Series 2021A Note was initially issued on January 20, 2021 bearing an interest rate of 1.44%. At the time the 2021A Note was issued, the County simultaneously approved the steps necessary to refinance the 2021A Note and issue the Series 2022 Note bearing an interest rate of 1.17%, to provide for interest rate savings. The exchange and reduction in interest rate will generate \$535,943 in debt service savings. This transaction resulted in a difference between the reacquisition price and the net carrying value amount of the old debt of \$2,181,188. This difference is reflected as a deferred outflow in the Statement of Net Position, and is being charged to operations using the straight line method through the year 2031. The economic gain, the difference between the present value of the old and new debt service payments, on the transaction was \$539,439.

The remainder of this page intentionally left blank.

Pinellas County, Florida
NOTES TO THE FINANCIAL STATEMENTS
September 30, 2022

C. Changes in long-term obligations for the fiscal year were as follows:

	Beginning Balance (as restated, see Note 21)	Additions	Reductions	Ending Balance	Due Within One Year
Governmental activities:					
Notes from direct borrowings	\$ 12,005,521	\$ -	\$ (5,687,440)	\$ 6,318,081	\$ 4,218,412
Claims and judgments	41,006,097	113,237,704	(114,604,366)	39,639,435	15,591,462
Compensated absences	66,112,914	44,712,455	(44,821,964)	66,003,405	41,922,085
Lease obligations	38,400,407	2,054,939	(4,549,748)	35,905,598	4,468,231
Total governmental activities long-term obligations	<u>\$ 157,524,939</u>	<u>\$ 160,005,098</u>	<u>\$ (169,663,518)</u>	<u>\$ 147,866,519</u>	<u>\$ 66,200,190</u>
Business-type activities:					
Notes from direct placements	103,504,000	40,862,000	(51,898,000)	92,468,000	-
Closure care costs	46,860,792	1,071,606	-	47,932,398	-
Compensated absences	4,438,475	3,899,152	(4,158,229)	4,179,398	3,293,366
Total business-type activities long-term obligations	<u>\$ 154,803,267</u>	<u>\$ 45,832,758</u>	<u>\$ (56,056,229)</u>	<u>\$ 144,579,796</u>	<u>\$ 3,293,366</u>

Net pension liability of \$574,430,889, consisting of governmental activities of \$543,876,023 and business type activities of \$30,554,866, and other post employment benefits liability of \$515,479,700 consisting of governmental activities of \$495,565,226 and business type activities of \$19,914,477 are excluded from the long-term obligations table above, yet are included in the long-term liabilities balance on the Statement of Net Position. The detail of those liabilities are included in Note 15 and Note 16 respectively. Additionally, pollution remediation obligations consisting of \$4,466,150 of governmental activities are excluded from the table above but are included in the long-term liabilities balance on the Statement of Net Position. Pollution remediation obligations are described in Note 18.

Notes from direct borrowings related to governmental activities is \$6,318,081. The County has entered into lease purchase agreements to finance the acquisition of County equipment including agency vehicles, a helicopter, and airplane. The County makes either semi-annual or annual payments to the financing entity for the use of the equipment and the debt is secured by the underlying capital assets that have been financed. The lease purchase agreements contain a provision that in an event of default, outstanding amounts become immediately due within the current appropriation period should the County be unable to make payment. There are no provisions within the outstanding debt for the business-type activities that require note disclosure within the financial statements.

Within the business-type activities, the Sewer Revenue Bonds and Notes from direct placement are payable from and secured by a first lien upon and a pledge of the net revenues derived from the operation of the Sewer System. The reserve fund requirement has been met through the purchase of surety bonds. The following terms specified in the debt agreements are related to events of default with finance-related consequences. Failure to pay amounts when due, which could lead to a Default Rate of interest being applied to the outstanding amount due until paid. The highest of the default rates is 4% over the base rate. There is insurance through surety bonds that pay the bondholders where the County fails to do so. In the event that insurance pays, the surety has full control over where the system revenues will flow until the amounts paid by the surety are repaid. In the event that tax-exempt debt is later determined to be taxable to the bondholders, in whole or in part, amounts due increase by additions in tax, interest and penalties, and any arrears in interest that are required to be paid to the United States of America by the bondholder or former bondholders. All such additional interest, additions to tax, penalties and interest shall be paid by the County within sixty (60) days following the Determination of Taxability and demand by the Bondholder.

Claims and judgments in the governmental activities are liquidated in the internal service funds. Compensated absences, other post employment benefit liabilities, and net pension liabilities are liquidated in the respective general, special revenue, or proprietary funds from which expenses are paid.

Pinellas County, Florida
NOTES TO THE FINANCIAL STATEMENTS
September 30, 2022

D. Debt service requirements related to long-term debt at fiscal year end were as follows:

Fiscal year ending	Governmental Activities		Business-type Activities	
	Notes from Direct Borrowings		Notes from Direct Placements	
	Principal	Interest	Principal	Interest
2023	\$ 4,218,412	\$ 93,475	\$ -	\$ 1,334,550
2024	2,099,669	25,175	11,357,000	2,516,533
2025	-	-	11,692,000	2,178,846
2026	-	-	12,175,000	1,803,548
2027	-	-	12,599,000	1,382,687
2028-2032	-	-	39,423,000	1,975,864
2033-2033	-	-	5,222,000	52,220
	<u>\$ 6,318,081</u>	<u>\$ 118,650</u>	<u>\$ 92,468,000</u>	<u>\$ 11,244,248</u>

E. Leases Payable

The County is a lessee for noncancellable leases of land, building, office space and equipment. The County recognizes a lease liability and an intangible right-to-use lease asset in the government-wide and proprietary fund financial statements, as applicable. The County recognizes lease liabilities with an initial, individual value of \$50,000 or more.

At the commencement of a lease, the County initially measures the lease liability at the present value of payments expected to be made during the lease term. Subsequently, the lease liability is reduced by the principal portion of lease payments made. The lease asset is initially measured as the initial amount of the lease liability, adjusted for lease payments made at or before the lease commencement date, plus certain initial direct costs. Subsequently, the lease asset is amortized on a straight-line basis over the term of the lease.

Leases payable are for land, buildings and equipment. The interest rate on these leases range from 0.438% - 1.739%. Due dates range from October 2022 to December 2043.

Fiscal year ending	Principal	Interest
2023	\$ 4,468,231	\$ 457,244
2024	4,034,060	418,827
2025	3,475,569	382,386
2026	2,389,064	348,099
2027	1,869,458	320,052
2028-2032	9,207,622	1,210,973
2033-2037	7,507,684	540,391
2038-2042	2,816,010	128,251
2043-2044	137,900	400
	<u>\$ 35,905,598</u>	<u>\$ 3,806,623</u>

The remainder of this page intentionally left blank.

Pinellas County, Florida
NOTES TO THE FINANCIAL STATEMENTS
September 30, 2022

COMPONENT UNITS

A. Changes in long-term obligations for the fiscal year were as follows:

	<u>Beginning Balance</u>	<u>Additions</u>	<u>Reductions</u>	<u>Ending Balance</u>	<u>Due Within One Year</u>
Housing Finance Authority					
Bonds payable	\$ 60,943,722	\$ -	\$ (12,086,574)	\$ 48,857,148	\$ 760,000
Due to other governments	1,015,867	-	(4,287)	1,011,580	-
Other liabilities	4,692,480	35,410	(272,953)	4,454,937	-
Lease liability	8,353	6,012	-	14,365	2,668
Planning Council					
Compensated absences	230,427	138,895	(148,967)	220,355	185,099
Lease liability	-	759,300	(58,223)	701,077	63,270
Total component unit long-term obligations	<u>\$ 66,890,849</u>	<u>\$ 939,617</u>	<u>\$ (12,571,004)</u>	<u>\$ 55,259,462</u>	<u>\$ 1,011,037</u>

Net pension liability and other post employment benefits are excluded from the long-term obligations table above, yet are included in the long-term liabilities balance on the Statement of Net Position. The detail of those liabilities are included in Note 15 and Note 16 respectively.

B. Detail of bonds outstanding for the Pinellas County Housing Finance Authority (HFA):

Bonds are issued in the form of serial, term and capital appreciation bonds. The annual percentage rate, maturity, principal balance outstanding, and other information related to bond indebtedness at fiscal year end are as follows:

<u>Series</u>	<u>Type</u>	<u>Rate</u>	<u>Maturity</u>	<u>Outstanding</u>
2009 Single-Family Master Indenture Issues:				
2011B	Term	2.32% -4.10%	2023 - 2041	\$ 2,910,000
2012A	Serial	2.50% - 2.625%	2022 - 2023	80,000
	Term	2.71%	2023 -2024	3,000,000
2014A	Term	2.90% - 3.40%	2036 - 2045	3,723,197
2015A	Term	2.90% - 3.35%	2037 - 2045	4,515,743
2015B	Term	3.35%	2046	3,573,748
2016A	Serial	1.85% - 2.65%	2022 - 2026	345,000
	Term	3.20% - 3.80%	2022 - 2046	5,315,000
2019A	Serial	1.65% - 2.55%	2023 - 2030	1,120,000
	Term	2.875% - 4.00%	2023 - 2050	9,085,000
2021A	Serial	0.40% - 2.00%	2023 - 2032	1,305,000
	Term	2.12% - 3.00%	2023 - 2052	6,595,000
2021B	Term	2.00%	2051	6,330,670
Total outstanding bonds				<u>\$ 47,898,358</u>

The remainder of this page intentionally left blank.

Pinellas County, Florida
NOTES TO THE FINANCIAL STATEMENTS
September 30, 2022

C. Debt service requirements related to HFA bonds payable at fiscal year end were as follows:

<u>Fiscal year ending</u>	<u>Principal</u>	<u>Interest</u>
2023	\$ 760,000	\$ 1,417,966
2024	795,000	1,398,233
2025	815,000	1,377,171
2026	845,000	1,356,198
2027	880,000	1,330,671
2028-2032	4,855,000	6,275,862
2033-2037	7,863,048	5,471,360
2038-2042	6,500,000	4,298,845
2043-2047	15,294,640	2,497,283
2048-2052	9,290,670	654,010
Total Bonds Outstanding	<u>47,898,358</u>	<u>26,077,599</u>
Unamortized bond premium	958,790	-
Total	<u>\$ 48,857,148</u>	<u>\$ 26,077,599</u>

Assets of the various HFA programs are pledged for payment of principal and interest on the applicable bonds. Each issue is collateralized by a separate collateral package. In addition, certain assets are further restricted for payment of principal and interest in the event that the related debt service and other available funds are insufficient.

Provisions of the bond resolutions provide for various methods of redemption. Bonds are to be redeemed at par, primarily from repayments of mortgage loans securing issues, from unexpended bond proceeds and excess program revenues. Bonds are generally redeemable at the option of the HFA at premiums up to 5%. Certain term bonds require mandatory sinking fund payment for their redemption.

Pursuant to various trust indentures and loan agreements, the assets and equity of the programs are restricted as to use. Upon satisfaction of all bondholder indebtedness and payment of all remaining expenses, funds are disbursed to the HFA or the respective entity as described in the trust indenture or loan agreement.

D. Leases Payable

The Housing Finance Authority and Planning Council are lessees for noncancellable leases of a copier and a building. The interest rate on these leases range from 3.62% - 4.00%. Due dates range from September 2027 to December 2030.

<u>Fiscal year ending</u>	<u>Principal</u>	<u>Interest</u>
2023	\$ 65,938	\$ 27,138
2024	71,368	24,403
2025	77,103	21,446
2026	83,156	18,253
2027	89,548	15,077
2028-2031	328,329	21,534
	<u>\$ 715,442</u>	<u>\$ 127,851</u>

Pinellas County, Florida
NOTES TO THE FINANCIAL STATEMENTS
September 30, 2022

NOTE 11 - Commitments, Contingencies and Guarantees

A. Construction Commitments

A construction commitment is defined as the difference between the contract price and the amount paid on that contract. Construction commitments at fiscal year-end were:

Governmental Activities	\$ 113,575,270
Water System	6,341,032
Sewer System	14,359,383
Solid Waste System	887,788
Airport	1,298,053
Total Construction Commitment	<u>\$ 136,461,526</u>

B. Federal and State Grants

Grant funds received by the County are subject to audit by grantor agencies and independent auditors. Audits of these grants may result in disallowed costs, which may constitute a liability of the applicable funds. The County feels that disallowed costs, if any, would be immaterial to its financial statements.

NOTE 12 - Restricted Net Position

The County's restricted net position at fiscal year end was as follows:

	<u>Governmental Activities</u>	<u>Business-type Activities</u>
Restricted by:		
Enabling legislation	\$ 465,328,954	\$ -
Grants	50,215,186	-
Other legally enforceable restrictions	61,210,352	13,643,423
Total restricted net position	<u>\$ 576,754,492</u>	<u>\$ 13,643,423</u>

NOTE 13 - Fund Balances

Fund balances are classified as either spendable or nonspendable. Spendable fund balances are further classified based on the extent to which there are external and internal constraints on the use of funds. The classifications are as follows:

Nonspendable fund balances are not in spendable form or are legally or contractually required to be maintained intact. Inventory and prepaid items fall in this category.

Spendable fund balances are classified based on the County's ability to control the spending of the funds.

Restricted fund balances can only be spent for specific purposes imposed by external parties such as creditors, grantors, contributors, or laws or regulations or imposed by law through constitutional provisions or enabling legislation.

Committed fund balances can only be used for specific purposes imposed by formal action of the Board by ordinance, the County's highest level of decision-making authority. Modifying or rescinding the specific purposes that committed fund balances can be used for requires formal action of the Board in the same form as the original action.

Pinellas County, Florida
NOTES TO THE FINANCIAL STATEMENTS
September 30, 2022

Assigned fund balances are intended to be used for specific purposes but are not restricted or committed. The Board can assign fund balance and as part of its budget policy, adopted by formal Board resolution, has delegated authority to the County Administrator to assign fund balances for specific uses.

Unassigned fund balance is the residual classification for the General Fund. This classification represents fund balance that has not been included in other classifications and deficit balances resulting from overspending for specific purposes in other governmental funds. There were no deficit fund balances at fiscal year end.

The remainder of this page intentionally left blank.

Pinellas County, Florida
NOTES TO THE FINANCIAL STATEMENTS
September 30, 2022

The purposes for fund balance shown on the face of the Balance Sheet - Governmental Funds were as follows:

	<u>General</u>	<u>Sheriff's Operations</u>	<u>Capital Projects</u>	<u>Emergency Medical Service</u>	<u>Nonmajor Governmental Funds</u>	<u>Total Governmental Funds</u>
Fund balances						
Nonspendable:						
Inventory	\$ 9,786	\$ 1,390,343	\$ -	\$ -	\$ 3,379,834	\$ 4,779,963
Prepaid items	607,347	-	370,579	7,842	810,150	1,795,918
Total nonspendable	617,133	1,390,343	370,579	7,842	4,189,984	6,575,881
Spendable:						
Restricted						
Sheriff services	-	2,948,355	-	-	111,542	3,059,897
Capital programs	-	-	277,648,030	-	-	277,648,030
Emergency medical services	-	-	-	77,075,553	-	77,075,553
Transportation	-	-	7,223,947	-	21,198,733	28,422,680
Health services	-	-	-	-	2,069,203	2,069,203
Community development programs	-	-	-	-	16,545,214	16,545,214
Industrial development	-	-	-	-	4,212,799	4,212,799
Animal Welfare Trust	-	-	-	-	570,325	570,325
Emergency phone services	-	-	-	-	4,092,150	4,092,150
Contractor Licensing Department	-	-	-	-	382,494	382,494
Fire protection	-	-	-	-	33,435,374	33,435,374
Air pollution control	-	-	-	-	725,069	725,069
Radio communications	-	-	-	-	394,469	394,469
Drug abuse programs	-	-	-	-	17,203	17,203
Building Review Services	-	-	-	-	5,715,809	5,715,809
Paving and drainage	-	-	-	-	310,802	310,802
Court operations	-	-	-	-	510,486	510,486
Public records modernization	-	-	-	-	13,761,270	13,761,270
Library services	-	-	-	-	321,093	321,093
Recreational and library services	-	-	-	-	303,186	303,186
Community services	-	-	-	-	5,583,558	5,583,558
Street lighting services	-	-	-	-	46,232	46,232
Stormwater utility services	-	-	-	-	12,987,835	12,987,835
Tourist development	-	-	-	-	127,195,249	127,195,249
Total restricted	-	2,948,355	284,871,977	77,075,553	250,490,095	615,385,980
Committed						
Tree services	-	-	-	-	479,096	479,096
Affordable housing	-	-	-	-	2,113,529	2,113,529
Total committed	-	-	-	-	2,592,625	2,592,625
Assigned						
Subsequent year expenditures	53,240,630	-	-	-	-	53,240,630
Total assigned	53,240,630	-	-	-	-	53,240,630
Unassigned	188,850,663	-	-	-	-	188,850,663
Total fund balances	<u>\$ 242,708,426</u>	<u>\$ 4,338,698</u>	<u>\$ 285,242,556</u>	<u>\$ 77,083,395</u>	<u>\$ 257,272,704</u>	<u>\$ 866,645,779</u>

Pinellas County, Florida
NOTES TO THE FINANCIAL STATEMENTS
September 30, 2022

The Board has adopted a formal policy to maintain the fund balance of the General Fund at a level no less than 15% of total General Fund resources.

Restricted amounts are used first when both restricted and unrestricted fund balances are available for use for the same purposes. Committed balances are used prior to assigned, and assigned fund balances are used prior to unassigned balances when available for use for the same purpose.

NOTE 14 - Risk Management

A. Risk Financing Fund

The County is exposed to various risks of loss, including employee injuries, property losses, and various legal liability exposures such as auto liability, general liability, pollution, cyber risk, and errors and omissions. The County is substantially self-insured and accounts for and finances its claims within the self-insured retention through the Risk Financing Fund, an internal service fund. Under this program, the Risk Financing Fund provides coverage for up to \$2 million per occurrence and/or claim for liability and workers' compensation. Negligence claims in excess of the statutory limits set in Section 768.28, Florida Statutes, which provide for limited sovereign immunity of \$200,000/\$300,000 per occurrence usually can only be recovered through an act of the State Legislature known as a claims bill. In the event a claims bill is filed and awarded, and /or the claim is in excess of the County's self-insured retention, the County has transferred additional risks through the purchase of commercial insurance policies. Workers' compensation coverage is purchased for statutory limits per Florida Statute 440 with employer's liability of \$2,000,000 each accident with a \$2,000,000 aggregate. Auto liability coverage is purchased with a limit of \$10,000,000 per occurrence or accident. General liability, law enforcement, employment practices, and errors and omissions liability coverage are purchased with a limit of \$10,000,000 per occurrence/claim, subject to an annual aggregate of \$10 million. For risks that are not subject to Section 768.28, or are special property exposures, the County also maintains special policies providing coverage such as pollution, aviation, cyber risk and flood insurance with varying retentions. Settled claims have not exceeded commercial coverage in the last five fiscal years.

All Funds of the County participate in the program and make payments to the Risk Financing Fund, with the exception of the Sheriff's Office with regard to liability claims and the Clerk of Circuit Court and Comptroller with regard to workers compensation insurance premiums and claims. Payments to the Risk Financing Fund are based on historical experience and include a provision for premiums for insurance coverage purchased in excess of the \$2 million self-insured retention as well as policies secured for special property and/or liability exposures. The claims liability is based on information prior to the issuance of the financial statements which indicates that it is probable that a liability has been incurred at the date of the financial statements and the amount of the loss can be reasonably estimated. Liabilities include amounts for claims incurred but not reported and amounts for incremental claims adjustment expenses. At fiscal year end, the County obtained an actuarial valuation of the liability to estimate the amount needed to pay prior and future claims and to establish reserves. The actuarially determined liability at fiscal year-end was \$29,721,067 which was a decrease of \$2,356,659 over the prior year.

Changes in the Fund's claims liability during the last two fiscal years were as follows:

Fiscal year ended	Beginning of year liability	Claims and changes in estimates	Claim payments	End of year liability
2021	\$ 29,145,416	\$ 10,230,161	\$ 7,297,851	\$ 32,077,726
2022	32,077,726	(303,720)	2,052,939	29,721,067

Pinellas County, Florida
NOTES TO THE FINANCIAL STATEMENTS
September 30, 2022

B. Employee Health Benefits Fund

The County is also self-insured for medical and dental claims covering its employees and their eligible dependents. As required by Section 112.0801, Florida Statutes, retirees and their eligible dependents are provided the same health care coverage as is offered to active employees at the same premium cost applicable to active employees, which may be paid by the retiree or the employer. The Board established the Employee Health Benefits Fund, an internal service fund to account for and finance this program. No excess insurance coverage has been acquired for these claims.

An actuarial valuation is performed each year to estimate the amounts needed to pay prior and future claims and to establish reserves. The actuarially determined liability at fiscal year end was \$4,698,532 which was a decrease of \$114,648 over the previous year due primarily to a change in the estimate of the run out claims. Changes in the Fund's liability for claims in the last two fiscal years were as follows:

<u>Fiscal year ended</u>	<u>Beginning of year liability</u>	<u>Claims and changes in estimates</u>	<u>Claim payments</u>	<u>End of year liability</u>
2021	\$ 4,624,207	\$ 50,402,266	\$ 50,213,293	\$ 4,813,180
2022	4,813,180	54,196,389	54,311,037	4,698,532

C. Sheriff's Health Benefits Fund

In September 2005, the Sheriff established a separate Health Benefits Fund to account for and finance health claims incurred by the Sheriff's employees and retirees subsequent to September 30, 2005. An actuarial valuation was performed at fiscal year end to estimate the amounts needed to pay prior and future claims and to establish reserves. The actuarially determined liability at fiscal year end was \$5,219,836 which was an increase of \$1,104,645 over the prior year due to a change in estimate of the run out claims. Changes in the Fund's liability for claims during the year were as follows:

<u>Fiscal year ended</u>	<u>Beginning of year liability</u>	<u>Claims and changes in estimates</u>	<u>Claim payments</u>	<u>End of year liability</u>
2021	\$ 3,981,087	\$ 48,220,773	\$ 48,086,669	\$ 4,115,191
2022	4,115,191	56,088,185	54,983,540	5,219,836

NOTE 15 - Retirement Plans

A. Retirement Plans

Florida Retirement System Pension Plan (FRSPP)

Plan description - Substantially all full-time employees of the County participate in the Florida Retirement System (FRS) and are provided with pensions through the Florida Retirement System (FRS) Public Employment Retirement System (PERS)—a cost-sharing multiple-employer defined benefit pension plan administered by the Florida Department of Management Services' Division of Retirement. Chapter 121 of the State Statutes grants the authority to establish and amend the benefit terms to the Florida Legislature. FRS issues a publicly available financial report that can be obtained at:

www.dms.myflorida.com/workforce_operations/retirement/publications

Pinellas County, Florida
NOTES TO THE FINANCIAL STATEMENTS
September 30, 2022

Benefits provided - The FRS pension plan provides retirement, death, and disability benefits to plan members and beneficiaries. Plan benefits are computed on the basis of age, average final compensation and service credits. Based on an employee's date of entry into the Florida Retirement System, those employees participating in the Pension Plan who retire at or after age 62 (age 65 for those initially enrolled in the plan on or after July 1, 2011) with 6 years of credited service (8 years of service for those initially enrolled in the plan on or after July 1, 2011), or with 30 years of service regardless of age (33 years of service regardless of age for those initially enrolled in the plan on or after July 1, 2011), are entitled to a retirement benefit. Final average compensation is based on an average of the employee's five highest fiscal year salaries (8 years for those initially enrolled in the plan after July 1, 2011) earned during credited service. Vested employees may retire before age 62 (65) and receive benefits that are reduced 5% for each year prior to normal retirement age.

The Deferred Retirement Option Program (DROP) is a program that provides an alternative method for payment of retirement benefits for a specified and limited period for members of the System, effective July 1, 1998. Under this program, the employee may retire and have their benefits accumulate in the Florida Retirement System Trust Fund, earning interest, while continuing to work for a system employer. The participation in the program does not change conditions of employment. When the DROP period ends, maximum of 60 months, employment must be terminated. At the time of termination of employment, the employee will receive payment of the accumulated DROP benefits and begin receiving their monthly retirement benefit (in the same amount determined at retirement, plus applicable COLA increases).

Contributions - Employer and employee contribution rates are established in section 121.71, Florida Statutes. All participating employers must comply with statutory contribution requirements. Employer contribution rates under the uniform rate structure (a blending of both the FRS Pension Plan and Investment Plan rates) are recommended by the actuary but set by the Legislature. Employees participating in the Pension Plan are required to contribute 3.00 percent of their annual pay. Employees who are enrolled in the DROP are not subject to the contribution. The County's and the component units' contractually required contribution rate, including the Health Insurance Subsidy (HIS), through June 30, 2022 ranged from 10.82 percent to 51.42 percent of covered payroll based on employee risk groups. Effective July 1, 2022 rates, including HIS, ranged from 11.91 percent to 57.00 percent of covered payroll based on employee risk groups. These rates are actuarially determined to generate an amount that, when combined with employee contributions, is expected to finance the costs of benefits earned by employees during the year with an additional amount to finance unfunded plan liabilities. Contributions to the FRS pension plan from the County and the component units were \$55,994,432 and \$214,699, respectively for the year ended September 30, 2022, equal to the required contributions.

Florida Retiree Health Insurance Subsidy (HIS) Program

Plan description - Substantially all full-time employees of the County are provided with pensions through the Florida Retirement System (FRS) Retiree Health Insurance Subsidy (HIS) Program—a cost-sharing multiple-employer defined benefit pension plan administered by the Florida Department of Management Services' Division of Retirement. Chapter 121 of the State Statutes grants the authority to establish and amend the benefit terms to the Florida Legislature. The Florida Retirement System issues a publicly available financial report that can be obtained using the following link:

www.dms.myflorida.com/workforce_operations/retirement/publications

Benefits provided - HIS provides a monthly payment to assist retirees of state-administered retirement systems in paying their health insurance costs. Eligible retirees and beneficiaries receive a monthly HIS payment equal to the number of years of creditable service completed at the time of retirement multiplied by \$5. The payments are at least \$30 but not more than \$150 per month, pursuant to Section 112.363, Florida Statutes. To be eligible to receive a HIS benefit, a retiree under a state-administered retirement system must provide proof of health insurance coverage, which can be Medicare.

Contributions - Employer contribution rates are set by the Florida Legislature. Employer contributions are a percentage of gross compensation for all active FRS members. The County's and the component units' contractually required contribution rate for the year ended September 30, 2022 was 1.66 percent of covered payroll. Contributions to the pension plan from the County and the component units were \$6,656,725 and \$29,194, respectively, for the year ended September 30, 2022, equal to required contributions.

Pinellas County, Florida
NOTES TO THE FINANCIAL STATEMENTS
September 30, 2022

Pension Liabilities, Pension Expense, and Deferred Outflows of Resources and Deferred Inflows of Resources Related to Pensions

Employer Proportionate Share of Collective Net Pension Liability - At September 30, 2022, the County reported a liability of \$462,635,324 and \$111,795,565, respectively, for its proportionate share of the collective net pension liability for FRSP and HIS. The component units reported a liability of \$1,852,151 and \$509,503, respectively, for their proportionate share of the collective net pension liability for FRSP and HIS for the same time period. The collective net pension liability was measured as of June 30, 2022, and the total pension liability used to calculate the collective net pension liability was determined by an actuarial valuation as of that date. The County's proportion of the collective net pension liability was based on the County's historical employer contributions to the pension plan relative to the historical contributions of all participating employers. At June 30, 2022, the County's proportion was 1.24337 percent and 1.05551 percent, respectively, for FRSP and HIS, which was a decrease of 0.03765 percent for FRSP and a decrease of 0.02014 percent for HIS from its proportion measured as of June 30, 2021. The component units' proportion of the collective net pension liability was based on their historical employer contributions to the pension plan relative to the historical contributions of all participating employers. At June 30, 2022, the component units' proportion was 0.00498 percent and 0.00481 percent, respectively, for FRSP and HIS, which was a decrease of 0.00030 percent and a decrease of 0.00021 percent respectively, for FRSP and HIS from their proportion measured as of June 30, 2021.

Pension Expense - For the year ended September 30, 2022, the County recognized pension expense of \$60,796,568 and \$6,133,257, respectively, for FRSP and HIS. The component units recognized pension expense of \$274,385 and \$47,866 respectively, for FRSP and HIS for the same period.

B. Deferred Outflows of Resources and Deferred Inflows of Resources Related to Pensions

Deferred Outflows of Resources and Deferred Inflows of Resources Related to Pensions. At September 30, 2022, the reporting entity reported deferred outflows of resources and deferred inflows of resources related to pensions from the following sources:

Florida Retirement System Pension Plan

	<u>Primary Government</u>		<u>Component Units</u>	
	<u>Deferred Outflows of Resources</u>	<u>Deferred Inflows of Resources</u>	<u>Deferred Outflows of Resources</u>	<u>Deferred Inflows of Resources</u>
Differences between expected and actual experience	\$ 21,972,506	\$ -	\$ 87,966	\$ -
Change of assumptions	56,975,475	-	228,099	-
Net differences between projected and actual earnings on pension plan investments	30,547,749	-	122,297	-
Changes in proportion and differences between County contributions and proportionate share of contributions	10,225,709	30,102,876	68,003	119,682
County contributions subsequent to the measurement date	14,941,219	-	57,849	-
Total	<u>\$ 134,662,658</u>	<u>\$ 30,102,876</u>	<u>\$ 564,214</u>	<u>\$ 119,682</u>

Pinellas County, Florida
NOTES TO THE FINANCIAL STATEMENTS
September 30, 2022

Health Insurance Subsidy

	<u>Primary Government</u>		<u>Component Units</u>	
	<u>Deferred Outflows of Resources</u>	<u>Deferred Inflows of Resources</u>	<u>Deferred Outflows of Resources</u>	<u>Deferred Inflows of Resources</u>
Differences between expected and actual experience	\$ 3,393,259	\$ 491,910	\$ 15,465	\$ 2,242
Change of assumptions	6,408,193	17,294,702	29,205	78,820
Net differences between projected and actual earnings on pension plan investments	161,856	-	738	-
Changes in proportion and differences between County contributions and proportionate share of contributions	3,035,089	3,298,989	29,704	56,420
County contributions subsequent to the measurement date	1,709,856	-	7,178	-
Total	<u>\$ 14,708,253</u>	<u>\$ 21,085,601</u>	<u>\$ 82,290</u>	<u>\$ 137,482</u>

\$14,941,219 and \$1,709,856 for the primary government and \$57,849 and \$7,178 for the component units, respectively, reported as deferred outflows of resources related to pensions resulting from contributions subsequent to the measurement date for FRSP and HIS will be recognized as a reduction of the net pension liability in the year ended September 30, 2023.

C. Other amounts reported as deferred outflows of resources and deferred inflows of resources

Other amounts reported as deferred outflows of resources and deferred inflows of resources related to pensions will be recognized in pension expense as follows:

<u>Fiscal year ending</u>	<u>Primary Government</u>		<u>Component Units</u>	
	<u>FRSP</u>	<u>HIS</u>	<u>FRSP</u>	<u>HIS</u>
2023	\$ 21,231,439	\$ (1,581,104)	\$ 91,596	\$ (12,504)
2024	5,120,472	(1,163,053)	24,306	(13,431)
2025	(13,584,806)	(459,746)	(42,304)	(7,966)
2026	73,630,399	(1,049,697)	303,795	(7,866)
2027	3,221,059	(2,608,584)	9,290	(14,196)
Thereafter	-	(1,225,020)	-	(6,407)
Totals	<u>\$ 89,618,563</u>	<u>\$ (8,087,204)</u>	<u>\$ 386,683</u>	<u>\$ (62,370)</u>

D. Actuarial assumptions

The total pension liability in the June 30, 2022 actuarial valuation was determined using the following actuarial assumptions, applied to all periods included in the measurement:

	<u>FRSP</u>	<u>HIS</u>
Inflation	2.40%	2.40%
Salary increases including inflation	3.25%	3.25%
Long term investment rate of return, net of investment expense	6.70%	3.54%
Mortality rates	PUB-2010 base table varies by member category and sex, projected generationally with Scale MP-2018.	Generational PUB-2010 with Projection Scale MP-2018.

Pinellas County, Florida
NOTES TO THE FINANCIAL STATEMENTS
September 30, 2022

The actuarial assumptions used in the June 30, 2022 valuation were based on the results of an actuarial experience study for the period July 1, 2013 - June 30, 2018. Because the HIS Program is based on a pay-as-you go basis, no experience study has been completed for that program. The actuarial assumptions that determined the total pension liability for the HIS Plan were based on certain results of the most recent experience study for the FRS Pension Plan.

Long Term Expected Rate of Return - The long-term expected rate of return assumption of 6.7 percent used in GASB discount rate calculations consists of two building block components: 1) a long-term average annual inflation assumption of 2.4% as most recently adopted in October 2021 by the FRS Actuarial Assumption conference; 2) an inferred real (in excess of inflation) return of 4.3%, which is consistent with the 4.17% real return from the capital market outlook model developed by the actuary. The table below shows the actuary's assumptions for each of the asset classes in which the plan was invested at that time based on the long-term target asset allocation. Each asset class assumption is based on a consistent set of underlying assumptions, and includes an adjustment for the inflation assumption. These assumptions are not based on historical returns, but instead are based on a forward-looking capital market economic model.

E. Target allocation

The target allocation and best estimates of arithmetic real rates of return for each major asset class are summarized in the following table:

<u>Asset Class Allocations</u>	<u>Target</u>	<u>Expected Real Rate of Return</u>	<u>Compound Annual (Geometric) Return</u>	<u>Standard Deviation</u>
Cash	1.0 %	2.6 %	2.6 %	1.1 %
Fixed income	19.8 %	4.4 %	4.4 %	3.2 %
Global equity	54.0 %	8.8 %	7.3 %	17.8 %
Real estate	10.3 %	7.4 %	6.3 %	15.7 %
Private equity	11.1 %	12.0 %	8.9 %	26.3 %
Strategic investments	3.8 %	6.2 %	5.9 %	7.8 %
Total	100.0 %			
Assumed Inflation - Mean			2.4 %	1.2 %

F. Discount rate

Discount rate - The discount rate used to measure the total pension liability was 6.70 percent for FRSP. The projection of cash flows used to determine the discount rate assumed that employee contributions will be made at the current contribution rate and that contributions from employers will be made at contractually required rates, actuarially determined. Based on those assumptions, the pension plan's fiduciary net position was projected to be available to make all projected future benefit payments of current active and inactive employees. Therefore, the long-term expected rate of return on pension plan investments was applied to all periods of projected benefit payments to determine the total pension liability. There is no change in the FRSP discount rate since the prior measurement. The discount rate for calculating the total pension liability is equal to the long-term expected rate of return.

The discount rate used to measure the total pension liability was 3.54 percent for HIS. In general, the discount rate for calculating the total pension liability under GASB 67 is equal to the single rate equivalent to discounting at the long-term expected rate of return for benefit payments prior to the projected depletion date. Because the HIS benefit is essentially funded on a pay-as-you-go basis, the depletion date is considered to be immediate, and the single equivalent discount rate is equal to the long term municipal bond index rate selected by the plan sponsor. The Actuarial Assumptions Conference has adopted the Bond Buyer General Obligation 20-Bond Municipal Bond Index as the applicable municipal bond index. The change in the discount rate since the prior measurement date was an increase of 1.38 percent due to changes in the applicable long term municipal bond index rate.

Pinellas County, Florida
NOTES TO THE FINANCIAL STATEMENTS
September 30, 2022

Sensitivity of the primary government’s and component unit’s proportionate share of the net pension liability to changes in the discount rate - The following presents the respective proportionate share of the net pension liability calculated using the current discount rate, as well as what their proportionate share of the net pension liability would be if it were calculated using a discount rate that is 1-percentage-point lower or 1-percentage-point higher than the current rate:

Primary Government Proportionate Share of the FRSP Net Pension Liability			Component Units Proportionate Share of the FRSP Net Pension Liability		
Current Discount			Current Discount		
1% Decrease	Rate	1% Increase	1% Decrease	Rate	1% Increase
5.70%	6.70%	7.70%	5.70%	6.70%	7.70%
\$ 800,095,982	\$ 462,635,324	\$ 180,478,059	\$ 3,203,168	\$ 1,852,151	\$ 722,540

Primary Government Proportionate Share of the HIS Net Pension Liability			Component Units Proportionate Share of the HIS Net Pension Liability		
Current Discount			Current Discount		
1% Decrease	Rate	1% Increase	1% Decrease	Rate	1% Increase
2.54%	3.54%	4.54%	2.54%	3.54%	4.54%
\$ 127,903,306	\$ 111,795,565	\$ 98,466,742	\$ 582,913	\$ 509,503	\$ 448,757

Pension plan fiduciary net position - Detailed information about the pension plan’s fiduciary net position is available in the separately issued FRSP and HIS financial report.

Payables to the pension plan - As of September 30, 2022, the County had \$6,797,195 and \$741,034 in legally required contributions payable to the FRSP and HIS, respectively.

Florida Retirement System Investment Plan (FRSP)

The County contributes to the Florida Retirement System Investment Plan, a defined contribution pension plan, for its eligible employees in lieu of participation in the defined benefit option of FRS. The Investment Plan is administered by the State Board of Administration.

Benefits are accrued in individual accounts that are participant directed, portable, and funded by employer/employee contributions. The Investment Plan offers a diversified mix of investment options that span the risk-return spectrum and give participants opportunity to accumulate retirement benefits. Employer and employee contribution rates are set by the Florida Legislature. The County’s contractually required contribution rate, including HIS through June 30, 2022 ranged from 10.82% to 51.42% of covered payroll based on employee risk groups. Effective July 1, 2022 rates, including HIS, ranged from 11.91% to 57.00% of covered payroll based on employee risk groups. Employer contributions to the Investment Plan from the County were \$11,804,213 for the year ended September 30, 2022, equal to the required contributions.

Employees are vested after one year of service. Benefits are based on the total value of the account at distribution. This amount is based on contributions, earnings or losses on those contributions, less expenses.

Payable to the Investment Plan - As of September 30, 2022, the County has \$1,684,157 in legally required contributions payable to the Investment Plan.

Pinellas County, Florida
NOTES TO THE FINANCIAL STATEMENTS
September 30, 2022

G. Summary of Defined Benefit Pension Plans

The aggregate amount of net pension liability, related deferred outflows of resources and deferred inflows of resources and pension expense for the County's defined benefit pension plans (including primary government and component units) are summarized below:

Description	FRS Plan	HIS Plan	Total
Primary Government			
Net pension liability	\$ 462,635,324	\$ 111,795,565	\$ 574,430,889
Deferred outflows of resources related to pensions	134,662,658	14,708,253	149,370,911
Deferred inflows of resources related to pensions	30,102,876	21,085,601	51,188,477
Pension expense	60,796,568	6,133,257	66,929,825
Component Units			
Net pension liability	1,852,151	509,503	2,361,654
Deferred outflows of resources related to pensions	564,214	82,290	646,504
Deferred inflows of resources related to pensions	119,682	137,482	257,164
Pension expense	274,385	47,866	322,251

NOTE 16 - Other Postemployment Benefits (OPEB)

A. Other Postemployment Healthcare Benefits (OPEB)

Plan Description. The County has two single-employer defined benefit plans (OPEB) that cover eligible retirees and their dependents. One plan (County Plan) includes the Board, Constitutional Officers (excluding Sheriff), and one component unit (Pinellas County Planning Council). The other plan (Sheriff Plan) is solely for the Sheriff's Office. Benefits are established by the Board and the Sheriff for their respective plans and can change over time. The County is required by Florida Statute 112.0801 to allow retirees and certain former employees to buy healthcare coverage at group rates. The levels of benefit and the amount of contribution for the County Plan is reviewed and approved annually by the Unified Personnel Board. The levels of benefit and the amount of contribution for the Sheriff Plan is reviewed and approved by the Sheriff. The annual budgeted amount is approved through appropriations by the Board of County Commissioners for both plans. The healthcare plans do not issue stand-alone financial reports and a trust to fund the OPEB liability has not been established. The cost of benefits provided by the OPEB plans is currently on a pay-as-you-go basis.

Benefits Provided. The County's plan provides postretirement health care benefits to all employees who retire on or after attaining at least 10 years of service. The County pays a percentage of the premium for medical and dental insurance for the former employees who retired prior to October 1, 2004. For non-Medicare eligible retirees, employees enrolled in DROP and those within 5 years of normal FRS retirement prior to October 1, 2004, the County will continue funding at the same level as active employees. For employees not part of the previously mentioned groups who were hired prior to January 1, 2011 and who retire on or after October 1, 2004, a health insurance subsidy based on length of service will be provided. The subsidy will range from 25 percent of the premium for 10 years of service, increasing by 3.33 percent per year of service to 75 percent for 25 years or more, calculated on the single premium of the lowest cost plan.

The Sheriff's plan offers retiree coverage for members awarded retirement benefits from the FRS. The Sheriff contributes an equal funding percentage toward the medical premium for retirees hired prior to January 1, 1996 as is contributed for active members. The funding percentage ranges from 64 percent to 90 percent of the premium for medical insurance. For retirees who were hired after December 31, 1995, the Sheriff's Office provides a health insurance subsidy based on length of service. The subsidy ranges from 33 percent of the premium for 10 years of service and increases by 3.33 percent per year of service up to 83.25 percent for 25 years or more, based on the single tier rate.

Pinellas County, Florida
NOTES TO THE FINANCIAL STATEMENTS
September 30, 2022

Contributions. The contribution requirements of the plan members and the employers are established and may be amended by the County or the Sheriff for the respective plans. Contributions to the plans in excess of benefits paid on behalf of retirees are earmarked for future OPEB expenses. However, they do not reduce the total OPEB liability.

Employees covered by benefit terms. At September 30, 2021 (the date of the last actuarial valuation plan), the following employees were covered by the benefit terms:

	County's Plan	Sheriff's Plan
Plan Membership:		
Inactive plan members or beneficiaries currently receiving benefits	1,905	1,758
Inactive plan members entitled to but not yet receiving benefits	-	-
Active plan members	2,799	2,599
	4,704	4,357

The total OPEB liability at September 30, 2022 for the primary government and component units was \$515,479,700 and \$714,093, respectively.

Actuarial Method and Assumptions

The total OPEB liability was actuarially determined based on two actuary valuations, one for the County plan and one for the Sheriff's plan, using assumptions listed below. The total OPEB liability is based on both actuarial valuations performed as of September 30, 2021 and a measurement date of September 30, 2020. Projections of benefits for financial reporting purposes were based on the substantive plan as understood by the County and Sheriff and its respective plan members. This includes the types of benefits provided at the time of each valuation and the historical pattern of sharing of benefit costs between the employee and plan members to that point. The actuarial methods and assumptions used include techniques that are designed to reduce short-term volatility in actuarial accrued liabilities and the actuarial value of assets, consistent with the long term perspective of the calculation and assumptions about the future. Examples include assumptions about future employment, mortality and the healthcare cost trends. The other significant actuarial assumptions used to determine total OPEB liability include the following:

Actuarial Valuation Date	September 30, 2021
Measurement Date	September 30, 2021
Fiscal Year End Date (Reporting Date)	September 30, 2022
Actuarial Cost Method	Entry Age Normal
Amortization Method	Level percent of pay, closed
Asset Valuation Method	N/A Unfunded
Actuarial Assumptions:	
Discount Rate	2.19%
Inflation	2.25%
Projected Salary Increases	3.4%-8.2% (from July 1, 2021 FRS Actuarial Valuation)
Retirement age	From July 1, 2021 FRS Actuarial Valuation
Mortality	From July 1, 2021 FRS Actuarial Valuation
Healthcare cost trend rates	Based on Getzen Model, starting at 6.00% on 1/1/2022, then 5.75% on 1/1/2023 and 3.75% thereafter

The remainder of this page intentionally left blank.

Pinellas County, Florida
NOTES TO THE FINANCIAL STATEMENTS
September 30, 2022

Changes in the total OPEB liability presented on the County's basic financial statements are as follows for the fiscal year ended September 30, 2022.

	Primary Government	Component Units
Service Cost	\$ 17,317,490	\$ 44,516
Interest on Total OPEB Liability	17,341,384	47,143
Changes of benefit terms	5,466,568	-
Difference between expected and actual experience of the Total OPEB Liability	10,305,963	(10,293)
Changes in assumptions and other inputs	(223,570,045)	(1,244,406)
Benefit payments	<u>(27,403,448)</u>	<u>87,168</u>
Net change in Total OPEB Liability	(200,542,088)	(1,075,872)
Total OPEB Liability - Beginning	<u>716,021,788</u>	<u>1,789,965</u>
Total OPEB Liability - Ending	<u>\$ 515,479,700</u>	<u>\$ 714,093</u>

Benefit Payments. Benefit payments consist of claims paid to retirees participating in the plan(s). Total benefit payments for the primary government and component units were \$27,403,448 and \$87,168, respectively, for fiscal year 2022.

Discount Rate. For plans that do not have formal assets, as with these plan(s), the discount rate should equal the tax-exempt municipal bond rate based on an index of 20-year general obligation bonds with an average AA credit rating as of the measurement date. For this valuation, the municipal bond rate used was 2.19 percent (based on the daily rate of Fidelity's "20-year municipal GO AA Index" closest to but not later than the measurement date).

Changes in Assumptions. The following assumption changes have been reflected in the Schedule of Changes in the Total OPEB Liability for the fiscal year ended September 30, 2022 (measurement date as of September 30, 2020):

- The discount rate changed from 2.41 percent from the prior valuation to 2.19 percent in the current valuation due to the change in the long-term tax-exempt municipal bond rate. This change increased the Total OPEB Liability.
- The salary increase rates were changed to be based on revised inflation and individual member pay increases adopted for July 1, 2020 FRS Actuarial Valuation.
- Removal of a load modeling the excise ("Cadillac") tax on healthcare plans to reflect the repeal in December 2019.
- Effective February 2020, the Sheriff's contributions to the Medicare Advantage Plan on behalf of retirees hired on or after January 1, 1996 was changed from 100% paid after 10 years of service to the same service-based subsidy percentages as used for the Core Plan.

Sensitivity of the total OPEB liability to changes in the discount rate. The following presents the respective total OPEB liability calculated using the current discount rate, as well as what their total OPEB liability would be if it were calculated using a discount rate that is 1-percentage-point lower or 1-percentage-point higher than the current rate:

	1% Decrease 1.19%	Current Discount Rate 2.19%	1% Increase 3.19%
Primary Government	\$ 590,699,527	\$ 515,479,700	\$ 453,927,649
Component Units	800,114	714,093	642,548

Pinellas County, Florida
NOTES TO THE FINANCIAL STATEMENTS
September 30, 2022

Sensitivity of the total OPEB liability to changes in the healthcare cost trend. The following presents the respective total OPEB liability calculated using the current healthcare cost trend rate, as well as what their total OPEB liability would be if it were calculated using a discount rate that is 1-percentage-point lower or 1-percentage-point higher than the current rate:

	1% Decrease	Current Healthcare Cost Trend Rate Assumption	1% Increase
Primary Government	\$ 441,171,330	\$ 515,479,700	\$ 611,064,415
Component Units	615,925	714,093	837,894

OPEB Expense. For the year ended September 30, 2022, the primary government and component units actuarially determined total OPEB expense was \$(8,397,714) and \$(200,275), respectively, based on the measurement period ending September 30, 2021.

Deferred Outflows of Resources and Deferred Inflows of Resources Related to OPEB. At September 30, 2022, the reporting entity reported deferred outflows of resources and deferred inflows of resources related to OPEB from the following sources:

	Primary Government		Component Units	
	Deferred Outflows of Resources	Deferred Inflows of Resources	Deferred Outflows of Resources	Deferred Inflows of Resources
Difference between expected and actual experience	\$ 15,681,105	\$ 5,283,742	\$ -	\$ 28,649
Change of assumptions	19,697,659	265,525,398	57,611	1,336,200
Change in total OPEB liability due to change in cost-sharing allocation percentage	196,667	135,618	135,618	196,667
Benefits paid subsequent to the measurement date	23,823,381	-	50,264	-
Total	<u>\$ 59,398,812</u>	<u>\$ 270,944,758</u>	<u>\$ 243,493</u>	<u>\$ 1,561,516</u>

\$23,823,381, for the Primary government and \$50,264, for component units, respectively, reported as deferred outflows of resources related to OPEB resulting from benefits paid subsequent to the measurement date will be recognized as a reduction of the total OPEB liability in the year ended September 30, 2023.

Other amounts reported as deferred outflows of resources and deferred inflows of resources related to OPEB will be recognized in OPEB expense as follows:

	Primary Government	Component Units
Year ending		
2023	\$ (48,523,158)	\$ (291,934)
2024	(47,093,830)	(282,964)
2025	(42,316,866)	(262,520)
2026	(30,206,627)	(169,187)
2027	(25,319,543)	(133,674)
Thereafter	(41,909,303)	(228,008)
Totals	<u>\$ (235,369,327)</u>	<u>\$ (1,368,287)</u>

Pinellas County, Florida
NOTES TO THE FINANCIAL STATEMENTS
September 30, 2022

Summary of Other Postemployment Benefits

Description	Primary Government	Component Units
Total OPEB liability	\$515,479,700	\$ 714,093
Deferred outflows of resources related to OPEB	59,398,812	243,493
Deferred inflows of resources related to OPEB	270,944,758	1,561,516
OPEB expense	(8,397,714)	(200,275)

NOTE 17 - Conduit Debt Obligations

From time to time, the County has issued various types of revenue bonds to provide financial assistance to individuals, private-sector entities, health facilities and upper level educational institutions. These bonds were issued for the acquisition and construction of residential, commercial, industrial, health and educational facilities deemed to be in the public interest. These bonds are secured solely by the property financed and are payable solely from payments received on the underlying mortgage loans. Neither the County, the State, nor any political subdivision thereof is obligated in any manner for repayment of the bonds. Accordingly, the bonds are not reported as liabilities in the accompanying financial statements. As of fiscal year end, the following conduit, no commitment, debt obligations were outstanding:

Issuer	Number Of Issues	Aggregate Principal Payable
Pinellas County Industrial Development Authority	6	\$ 99,009,140
Pinellas County Housing Finance Authority	9	64,877,270
Pinellas County Health Facilities Authority	2	25,540,000
Pinellas County Educational Facilities Authority	18	145,990,868
		<u>\$ 335,417,278</u>

NOTE 18 - Pollution Remediation Obligations

The County has reported \$4,466,150 in pollution remediation obligations as of September 30, 2022 in other current liabilities as shown below. The amount reported represents the estimated liability to perform pollution remediation activities at five sites that the County has been identified as the potential responsible party for remediation. Pollution at the sites consist of methane gas and several volatile organic compounds. The liability for the five sites is calculated based on the amount of the estimated expected outlays to perform further sampling and site assessment work. This estimate is subject to revision due to price increases or reductions, changes in technology, or changes in applicable laws or regulations. An estimated range of additional cleanup outlays, if any, cannot be reasonably determined until further assessment work is completed at these sites. The County does not anticipate receiving recoveries to reduce the liability for these sites.

Governmental activities	Expected Outlays	Anticipated Recoveries	End of Year Liability
Long term liabilities:			
Due in more than one year	\$ 4,466,150	\$ -	\$ 4,466,150

Pinellas County, Florida
NOTES TO THE FINANCIAL STATEMENTS
September 30, 2022

NOTE 19 - Asset Retirement Obligations

The County reports asset retirement obligations in accordance with GASB Statement No. 83, *Asset Retirement Obligations*.

The County evaluated potential asset retirement obligations (AROs), including x-ray machines, underground fuel storage tanks, a waste-to-energy facility, and sewage water treatment plants. The effect of potential AROs is not material to the financial statements.

The AROs could change over time as new information becomes available as a result of changes in technology, legal or regulatory requirements, and types of facilities, equipment or services that will be used to meet the obligation to retire the tangible capital assets.

NOTE 20 - Litigation

The County is involved in a number of court cases and those for which a reasonable probability of an unfavorable outcome and the probable loss to the County can be estimated, a liability is recorded in the risk financing internal service fund as indicated in Note 14. In the opinion of the County's management and legal counsel, the range of potential recoveries or liabilities will not have a material adverse effect on the financial statements of the County.

NOTE 21 - Change in Accounting Principle and Change Within Financial Reporting Entity

The County implemented GASB Statement No. 87, Leases, for the fiscal year ended September 30, 2022. The primary objective of this Statement is to enhance the relevance and consistency of information about governments' leasing activities. This Statement establishes a single model for lease accounting based on the principle that leases are financings of the right to use an underlying asset. Under this Statement, a lessee is required to recognize a lease liability and an intangible right-to-use lease asset, and a lessor is required to recognize a lease receivable and a deferred inflow of resources.

Prior to fiscal year 2022, the Airport Fund had been reported as a Nonmajor Enterprise Fund. As a result of the implementation of GASB Statement No. 87, the Airport Fund is reported as a Major Enterprise Fund for the fiscal year ended September 30, 2022. At September 30, 2022, the Airport Fund reported receivables and deferred inflows of resources attributable to leases totaling \$84,778,976 and \$83,624,236, respectively. In previous fiscal years prior to the adoption of GASB Statement No. 87, these balances were not reported.

Upon implementing GASB Statement No. 87, certain beginning asset, liability and deferred inflow balances were restated to conform to the implementation requirements of GASB Statement No. 87. The effects of those changes are shown in the table below:

	Balances at September 30, 2021, as previously reported					
	General Fund	Nonmajor Governmental Funds	Governmental Activities	Airport	Business-Type Activities	Component Units
Assets						
Leases receivable	-	-	-	-	-	-
Capital assets (net of accumulated depreciation)	-	-	2,090,188,658	-	-	-
Liabilities						
Capital lease payable	-	-	433,171	-	-	-
Deferred inflows of resources						
Lease-related deferred inflows	-	-	-	-	-	-
Net position						
Net position	-	-	-	-	-	163,796

Pinellas County, Florida
NOTES TO THE FINANCIAL STATEMENTS
September 30, 2022

	Balances at September 30, 2021 restated					
	General Fund	Nonmajor Governmental Funds	Governmental Activities	Airport Fund	Business-Type Activities	Component Units
Assets						
Leases receivable	587,777	26,292,021	26,879,798	91,578,414	91,587,414	6,717,148
Capital assets (net of accumulated depreciation)	-	-	2,128,208,011	-	-	-
Liabilities						
Capital lease payable	-	-	38,400,407	-	-	-
Deferred inflows of resources						
Lease-related deferred inflows	587,777	26,292,021	26,879,798	91,578,414	91,578,414	6,453,360
Net position						
Net position	-	-	-	-	-	427,584

NOTE 22 - Settlement Agreements

The State of Florida Attorney General’s Office filed a lawsuit in 2018 against five manufacturers and four distributors and sellers of opioids. The complaint included a series of allegations, including misrepresentations about opioid use and filling suspicious orders for drugs. During fiscal year 2022, the State of Florida reached settlements with a number of opioid defendants, and proceeds from each settlement are intended to provide relief to Floridians struggling with opioid addiction. A portion of funds received by the State are to be distributed to participating counties and cities throughout Florida based on a Memorandum of Understanding between the State and Florida local governments relating to the allocation and use of proceeds, which are restricted for opioid and substance abuse education, treatment and other related programs and services.

Amounts to be received by the County are difficult to estimate because distributions are impacted by the number of participating local governments, fees and costs that need to be paid under the settlement agreements, and the solvency of certain opioid manufacturing and distribution companies that entered into these settlement agreements. Since the amounts to be collected by the County over time is not reasonably estimable, revenue is recognized when funds are received. For the year ended September 30, 2022, the County received \$0 from the opioid settlement agreements. Through March 28, 2023, the County received \$1,059,752 from opioid settlement agreements.

The remainder of this page intentionally left blank.

**REQUIRED SUPPLEMENTARY
INFORMATION**

Pinellas County, Florida
 REQUIRED SUPPLEMENTARY INFORMATION
 September 30, 2022

SCHEDULE OF CHANGES IN PRIMARY GOVERNMENT TOTAL OPEB LIABILITY
Last Ten Fiscal Years

	Fiscal Year 2018	Fiscal Year 2019
TOTAL OPEB LIABILITY		
Service cost	\$ 20,375,225	\$ 19,294,359
Interest on the Total OPEB liability	24,959,179	27,263,989
Changes of benefit terms	2,552,782	-
Difference between expected and actual experience of the Total OPEB liability	-	-
Changes in assumptions and other inputs	(46,313,363)	(35,160,595)
Benefit payments	(26,017,613)	(29,105,243)
Net change in Total OPEB liability	(24,443,790)	(17,707,490)
Total OPEB liability - beginning	797,768,409	773,324,619
Total OPEB liability - ending	\$ 773,324,619	\$ 755,617,129
Covered-employee payroll	\$ 298,102,245	\$ 308,081,448
Total OPEB liability as a percentage of covered-employee payroll	259.42 %	245.27 %

GASB Statement Number 75, "Accounting and Financial Reporting for Postemployment Benefits Other Than Pensions", was implemented in fiscal year 2018 requiring ten year trend data. Additional years will be displayed as the data becomes available. No assets are accumulated in a trust that meets the criteria in paragraph 4 of GASB Statement number 75. The amounts presented for each fiscal year were determined as of the year end that occurred one year prior.

The actuarial assumptions used to value the OPEB liabilities include details on the healthcare trend assumption as well as the cost method used to develop the OPEB expense. Factors that significantly affect trends in the amounts reported include the following:

- Changes in the discount rate, which is based on the long-term municipal bond rate
- Changes in health coverage assumptions, such as contributions, and healthcare cost trend rates
- Updates to demographic assumptions, which include rates of salary increases, retirement, mortality, and disability
- Plan design changes, namely changes in the healthcare plan designs offered to active and retired members

<u>Fiscal Year 2020</u>	<u>Fiscal Year 2021</u>	<u>Fiscal Year 2022</u>
\$ 16,102,483	\$ 16,705,938	\$ 17,317,490
29,066,449	19,259,380	17,341,384
-	(16,396,117)	5,466,568
1,182,962	-	10,305,963
(78,273,587)	26,517,840	(223,570,045)
<u>(26,359,916)</u>	<u>(27,400,771)</u>	<u>(27,403,448)</u>
(58,281,609)	18,686,270	(200,542,088)
<u>755,617,129</u>	<u>697,335,520</u>	<u>716,021,788</u>
<u>\$ 697,335,520</u>	<u>\$ 716,021,790</u>	<u>\$ 515,479,700</u>
\$ 315,478,147	\$ 344,561,655	\$ 340,361,044
221.04 %	207.81 %	151.45 %

Pinellas County, Florida
 REQUIRED SUPPLEMENTARY INFORMATION
 September 30, 2022

SCHEDULE OF CHANGES IN COMPONENT UNITS' TOTAL OPEB LIABILITY
 Last Ten Fiscal Years

	<u>Fiscal Year 2018</u>	<u>Fiscal Year 2019</u>
TOTAL OPEB LIABILITY		
Service cost	\$ 85,026	\$ 58,139
Interest on the Total OPEB liability	108,974	86,391
Difference between expected and actual experience of the Total OPEB liability	-	-
Changes in assumptions and other inputs	(202,504)	(1,020,088)
Benefit payments	<u>(122,526)</u>	<u>(91,111)</u>
Net change in Total OPEB liability	(131,030)	(966,669)
Total OPEB liability - beginning	<u>3,491,521</u>	<u>3,360,491</u>
Total OPEB liability - ending	<u>\$ 3,360,491</u>	<u>\$ 2,393,822</u>
Covered-employee payroll	\$ 1,631,677	\$ 1,278,056
Total OPEB liability as a percentage of covered-employee payroll	205.95 %	187.30 %

GASB Statement Number 75, "Accounting and Financial Reporting for Postemployment Benefits Other Than Pensions", was implemented in fiscal year 2018 requiring ten year trend data. Additional years will be displayed as the data becomes available. No assets are accumulated in a trust that meets the criteria in paragraph 4 of GASB Statement number 75. The amounts presented for each fiscal year were determined as of the year end that occurred one year prior.

The actuarial assumptions used to value the OPEB liabilities include details on the healthcare trend assumption as well as the cost method used to develop the OPEB expense. Factors that significantly affect trends in the amounts reported include the following:

- Changes in the discount rate, which is based on the long-term municipal bond rate
- Changes in health coverage assumptions, such as contributions, and healthcare cost trend rates
- Updates to demographic assumptions, which include rates of salary increases, retirement, mortality, and disability
- Plan design changes, namely changes in the healthcare plan designs offered to active and retired members

Fiscal Year 2020	Fiscal Year 2021	Fiscal Year 2022
\$ 35,225	\$ 36,521	\$ 44,516
77,400	46,692	47,143
(37,626)	-	(10,293)
(708,059)	79,351	(1,088,248)
<u>(65,395)</u>	<u>(67,966)</u>	<u>(68,990)</u>
(698,455)	94,598	(1,075,872)
<u>2,393,822</u>	<u>1,695,367</u>	<u>1,789,965</u>
<u>\$ 1,695,367</u>	<u>\$ 1,789,965</u>	<u>\$ 714,093</u>
\$ 1,164,405	\$ 1,310,533	\$ 1,205,650
145.60 %	136.58 %	59.23 %

Pinellas County, Florida
 REQUIRED SUPPLEMENTARY INFORMATION
 September 30, 2022

SCHEDULE OF PRIMARY GOVERNMENT'S PROPORTIONATE SHARE OF NET PENSION LIABILITY
 FRS PENSION PLAN
 Last Ten Fiscal Years

Year ended	Primary Government's Proportion of Net Pension Liability	Primary Government's Proportionate Share of Net Pension Liability	Primary Government's Covered Payroll	Primary Government's Proportionate Share of Net Pension Liability as a % of Covered Payroll	Plan Fiduciary Net Position as a % of Total Pension Liability
2015	1.2637%	163,225,754	\$ 276,151,042	59.11%	92.00%
2016	1.3247%	334,488,483	271,474,206	123.21%	84.88%
2017	1.3620%	402,869,343	289,231,934	139.29%	83.89%
2018 (1)	1.3194%	397,421,678	285,802,841	139.05%	84.26%
2019 (1)	1.3314%	458,515,133	293,318,488	156.32%	82.61%
2020 (1)	1.3409%	581,145,062	301,235,256	192.92%	78.85%
2021 (1)	1.2810%	96,767,426	309,703,741	31.25%	96.40%
2022 (1)	1.2434%	462,635,324	307,911,986	150.25%	82.89%

SCHEDULE OF PRIMARY GOVERNMENT'S PROPORTIONATE SHARE OF NET PENSION LIABILITY
 HIS PENSION PLAN
 Last Ten Fiscal Years

Year ended	Primary Government's Proportion of Net Pension Liability	Primary Government's Proportionate Share of Net Pension Liability	Primary Government's Covered Payroll (3)	Primary Government's Proportionate Share of Net Pension Liability as a % of Covered Payroll	Plan Fiduciary Net Position as a % of Total Pension Liability
2015	1.0304%	\$ 105,082,027	\$ 318,765,912	32.97%	0.50%
2016 (2)	1.0305%	120,099,848	318,052,965	37.76%	0.97%
2017 (2)	1.0708%	114,496,028	341,448,528	33.53%	1.64%
2018 (2)	1.0495%	111,081,678	340,995,813	32.58%	2.15%
2019 (2)	1.0580%	118,375,855	353,961,009	33.44%	2.63%
2020 (2)	1.0578%	129,160,835	367,480,557	35.15%	3.00%
2021 (2)	1.0757%	131,945,392	380,955,138	34.64%	3.56%
2022 (2)	1.0555%	111,795,565	384,983,458	29.04%	4.81%

(1) Change in FRSP discount rate is due to a revised long-term expected rate of return.

(2) Change in the HIS discount rate is due to a change in the Bond Buyer General Obligation 20-Bond Municipal Bond Index.

(3) 2015 restated to reflect covered payroll during the measurement period rather than during the fiscal year.

GASB Statement Number 68, "Accounting and Financial Reporting for Pensions", was implemented in fiscal year 2015 requiring ten year trend data. Additional years will be displayed as the data becomes available. The amounts presented for each fiscal year were determined as of the June 30 year end that occurred within the fiscal year.

Pinellas County, Florida
 REQUIRED SUPPLEMENTARY INFORMATION
 September 30, 2022

SCHEDULE OF COMPONENT UNITS' PROPORTIONATE SHARE OF NET PENSION LIABILITY
FRS PENSION PLAN
Last Ten Fiscal Years

Year ended	Component Units' Proportion of Net Pension Liability	Component Units' Proportionate Share of Net Pension Liability	Component Units' Covered Payroll	Component Units' Proportionate Share of Net Pension Liability as a % of Covered Payroll	Plan Fiduciary Net Position as a % of Total Pension Liability
2015	0.0031%	395,029	\$ 842,412	46.89%	92.00%
2016	0.0048%	1,221,998	1,608,681	75.96%	84.88%
2017	0.0057%	1,696,740	1,723,281	98.46%	83.89%
2018 (1)(2)	0.0053%	1,792,409	1,919,331	93.39%	84.26%
2019 (2)	0.0051%	1,743,105	1,636,476	106.52%	82.61%
2020 (2)	0.0051%	2,205,931	1,751,638	125.94%	78.85%
2021 (2)	0.0053%	398,323	1,656,204	24.05%	96.40%
2022 (2)	0.0050%	1,852,151	1,754,739	105.55%	82.89%

SCHEDULE OF COMPONENT UNITS' PROPORTIONATE SHARE OF NET PENSION LIABILITY
HIS PENSION PLAN
Last Ten Fiscal Years

Year ended	Component Units' Proportion of Net Pension Liability	Component Units' Proportionate Share of Net Pension Liability	Component Units' Covered Payroll	Component Units' Proportionate Share of Net Pension Liability as a % of Covered Payroll	Plan Fiduciary Net Position as a % of Total Pension Liability
2015	0.0034%	\$ 345,584	\$ 1,028,047	33.62%	0.50%
2016 (3)	0.0054%	631,750	1,673,382	37.75%	0.97%
2017 (3)	0.0054%	575,286	1,723,281	33.38%	1.64%
2018 (1)(3)	0.0051%	635,940	1,919,331	33.13%	2.15%
2019 (3)	0.0050%	554,779	1,636,476	33.90%	2.63%
2020 (3)	0.0050%	608,466	1,751,638	34.74%	3.00%
2021 (3)	0.0050%	615,531	1,656,204	37.17%	3.56%
2022 (3)	0.0048%	509,503	1,754,739	29.04%	4.81%

(1) Restated Proportion of Net Pension Liability.

(2) Change in FRSPP discount rate is due to a revised long-term expected rate of return.

(3) Change in the HIS discount rate is due to a change in the Bond Buyer General Obligation 20-Bond Municipal Bond Index.

GASB Statement Number 68, "Accounting and Financial Reporting for Pensions" was implemented in fiscal year 2015 requiring ten year trend data. Additional years will be displayed as the data becomes available. The amounts presented for each fiscal year were determined as of the June 30 year end that occurred within the fiscal year.

Pinellas County, Florida
 REQUIRED SUPPLEMENTARY INFORMATION
 September 30, 2022

**SCHEDULE OF PRIMARY GOVERNMENT'S CONTRIBUTIONS
 FRS PENSION PLAN
 Last Ten Fiscal Years**

Year ended	Contractually Required Contribution	Contribution in relation to the Contractually Required Contribution	Contribution Deficiency	Primary Government Covered Payroll	Contributions as a % of Covered Payroll
2015	\$ 28,698,258	\$ 28,698,258	\$ -	\$ 270,666,486	10.60%
2016	30,983,004	30,983,004	-	274,505,657	11.29%
2017	32,828,368	32,828,368	-	281,612,709	11.66%
2018 (1)	35,342,312	35,342,312	-	286,172,731	12.35%
2019 (1)	38,658,132	38,658,132	-	295,111,684	13.10%
2020 (1)	45,519,478	45,519,478	-	302,867,551	15.03%
2021 (1)	49,890,784	49,890,784	-	309,736,746	16.11%
2022 (1)	55,994,432	55,994,432	-	321,089,756	17.44%

**SCHEDULE OF PRIMARY GOVERNMENT'S CONTRIBUTIONS
 HIS PENSION PLAN
 Last Ten Fiscal Years**

Year ended	Contractually Required Contribution	Contribution in relation to the Contractually Required Contribution	Contribution Deficiency	Primary Government Covered Payroll	Contributions as a % of Covered Payroll
2015	\$ 5,231,284	\$ 5,231,284	\$ -	\$ 314,653,905	1.66%
2016 (2)	5,346,472	5,346,472	-	322,126,733	1.66%
2017 (2)	5,545,328	5,545,328	-	333,915,993	1.66%
2018 (2)	5,687,317	5,687,317	-	343,448,353	1.66%
2019 (2)	5,927,757	5,927,757	-	357,093,767	1.66%
2020 (2)	6,142,707	6,142,707	-	370,371,920	1.66%
2021 (2)	6,353,586	6,353,586	-	382,814,519	1.66%
2022 (2)	6,656,725	6,656,725	-	401,495,923	1.66%

(1) Change in FRSPP discount rate is due to a revised long-term expected rate of return.

(2) Change in the HIS discount rate is due to a change in the Bond Buyer General Obligation 20-Bond Municipal Bond Index.

GASB Statement Number 68, "Accounting and Financial Reporting for Pensions", was implemented in fiscal year 2015 requiring ten year trend data. Additional years will be displayed as the data becomes available.

Pinellas County, Florida
 REQUIRED SUPPLEMENTARY INFORMATION
 September 30, 2022

**SCHEDULE OF COMPONENT UNITS' CONTRIBUTIONS
 FRS PENSION PLAN
 Last Ten Fiscal Years**

Year ended	Contractually Required Contribution	Contribution in relation to the Contractually Required Contribution	Contribution Deficiency	Component Units' Covered Payroll	Contributions as a % of Covered Payroll
2015	\$ 91,684	\$ 91,684	\$ -	\$ 1,076,333	8.52%
2016	133,034	133,034	-	1,649,002	8.07%
2017	137,679	137,679	-	1,738,653	7.92%
2018 (1)	173,609	173,609	-	1,860,946	9.33%
2019 (1)	157,954	157,954	-	1,681,234	9.40%
2020 (1)	178,347	178,347	-	1,751,638	10.18%
2021 (1)	200,883	200,883	-	1,661,403	12.09%
2022 (1)	214,699	214,699	-	1,759,944	12.20%

**SCHEDULE OF COMPONENT UNITS' CONTRIBUTIONS
 HIS PENSION PLAN
 Last Ten Fiscal Years**

Year ended	Contractually Required Contribution	Contribution in relation to the Contractually Required Contribution	Contribution Deficiency	Component Units' Covered Payroll	Contributions as a % of Covered Payroll
2015	\$ 17,587	\$ 17,587	\$ -	\$ 1,280,607	1.37%
2016 (2)	43,289	43,289	-	611,777	6.35%
2017 (2)	43,783	43,783	-	793,164	5.52%
2018 (2)	33,710	33,710	-	2,048,170	4.54%
2019 (2)	27,365	27,365	-	1,681,234	1.63%
2020 (2)	29,353	29,353	-	1,751,638	1.68%
2021 (2)	29,496	29,496	-	1,661,403	1.78%
2022 (2)	29,194	29,194	-	1,759,944	1.66%

(1) Change in FRSP discount rate is due to revised long-term expected rate of return.

(2) Change in the HIS discount rate is due to a change in the Bond Buyer General Obligation 20-Bond Municipal Bond Index.

GASB Statement Number 68, "Accounting and Financial Reporting for Pensions", was implemented in fiscal year 2015 requiring ten year trend data. Additional years will be displayed as the data becomes available.

**COMBINING AND INDIVIDUAL FUND
STATEMENTS AND SCHEDULES**

NONMAJOR GOVERNMENTAL FUNDS

SPECIAL REVENUE FUNDS

BOARD OF COUNTY COMMISSIONERS

County Transportation Trust - to account for the operation and maintenance of County roads as authorized by Section 336.022, Florida Statutes. These activities include road and right of way maintenance; bridge maintenance and operation; traffic engineering; traffic signal operation, including Intelligent Transportation Systems; traffic control signage and striping; sidewalk repair and construction; and maintenance of ditches, culverts, and other drainage facilities. Funds are provided from fuel taxes collected and distributed by the State of Florida, including local option fuel taxes levied by the County.

Health Department - to account for the collection and subsequent distribution of a dedicated ad valorem property tax for the delivery of health-related services to County residents. Pursuant to Chapter 154.02, Florida Statutes, the County distributes proceeds from this special revenue fund to the Pinellas County Health Department (PCHD) through an annual contract for service.

School Crossing Guard Trust - to account for collection and distribution of a surcharge on parking fines assessed under Ordinance 93-33 as codified in County Code 122-32(6) and authorized by Section 318.21(3), Florida Statutes for funding training programs for school crossing guards.

Health Program – to account for the delivery of indigent health care services. The fund was created under resolution number 12-29. The County receives funding from local hospitals that is restricted for these services.

Community Development Grant - to account for housing grants received from the federal government and related programs. Public hearings are held to determine the benefit areas of the County and the specific use of funds.

State Housing Initiatives Partnership (SHIP) - to account for revenues received from the State Housing Initiatives Partnership (SHIP). Pinellas County participates in the SHIP program as authorized pursuant to Section 420.907, Florida Statutes. Under Ordinance 93-30 the County is authorized to make affordable housing available for very low-income, low-income, and moderate-income persons including persons who have special housing needs, such as, but not limited to, homeless people and persons with disabilities. Funds may be used for emergency repairs, new construction, rehabilitation, down payment and closing cost assistance, impact fees, construction and gap financing, mortgage buy-downs, acquisition of property for affordable housing, matching for federal housing grants and programs, and home ownership counseling.

Gifts for Animal Welfare Trust - to account for gifts, grants and awards of money from public and private donors for the exclusive use, welfare and benefit of domestic animals within Pinellas County, as authorized by resolution number 89-244.

NONMAJOR GOVERNMENTAL FUNDS

SPECIAL REVENUE FUNDS

BOARD OF COUNTY COMMISSIONERS – continued

Tree Bank - to account for civil penalties levied for violations of the County's tree ordinance and revenue from the sale of timber from County-owned and managed property. Funds are used to acquire, protect, and maintain native vegetative communities, public land for the placement of acquired trees, and vegetation for placement on public properties as authorized by Section 23 of County Ordinance 90-16 and County Ordinance 15-26.

Public Library Cooperative - to account for a dedicated property tax that provides access to library services to residents of the unincorporated areas of the County. The cooperative's purpose is to extend library services to unincorporated areas and participating municipalities without library services and improve library services to residents in participating municipalities and library tax districts with library services. The Municipal Service Taxing Unit is authorized by Section 125.01(1)(q), Florida Statutes and Ordinance 89-5.

STAR Center - to account for the operations of the Pinellas County Young-Rainey Science, Technology and Research (STAR) Center under the Industrial Development Authority authorized by Section 159.45, Florida Statutes.

Emergency Communications 911 System - to account for the Emergency Communications Program. Fees are derived from charges assessed on land-based telephone lines, wireless communication services, and pre-paid wireless services retail transactions in accordance with Sections 365.172 and 365.173, Florida Statutes.

Contractor Licensing Department – to account for the County operations of the Contractor Licensing Department, authorized by a 2019 Inter-local Agreement between the Board of County Commissioners (BCC) and the Pinellas County Construction and Licensing Board (PCCLB). Funding is derived from the service charges paid by the PCCLB.

Fire Districts – to account for twelve (12) dependent Fire Districts that serve unincorporated Pinellas County residents as authorized by Sections 189 and 200.001, Florida Statutes and Laws of Florida, Chapter 73-600. Revenues are derived from an ad valorem property tax levied on property owners within each fire district and are distributed to the contracted service providers for fire protection services.

Air Quality - Tag Fee - to account for fees used for air pollution control of emissions from mobile sources pursuant to Section 320.03(6), Florida Statutes.

NONMAJOR GOVERNMENTAL FUNDS

SPECIAL REVENUE FUNDS

BOARD OF COUNTY COMMISSIONERS – continued

Palm Harbor Community Services District - to account for a dedicated property tax providing recreation and library services to residents of the Palm Harbor area. The Municipal Service Taxing Unit is authorized by Section 125.01(1)(q), Florida Statutes and County Ordinance 85-28.

Feather Sound Community Services District - to account for a dedicated property tax providing street lighting and the acquisition, development, and maintenance of recreational areas and greenspace to residents of the Feather Sound area. The Municipal Service Taxing Unit is authorized by Section 125.01(1)(q), Florida Statutes and Ordinance 90-25.

East Lake Community Services District - to account for a dedicated property tax for providing library and recreational services to residents of the East Lake area. The Municipal Service Taxing Unit is authorized by Section 125.01(1)(q), Florida Statutes, Ordinance 13-11 and Ordinance 14-30.

Drug Abuse Trust - to account for additional assessments levied by the court against drug offenders, providing financial assistance grants for qualified local drug abuse treatment and education programs, pursuant to Section 893.165, Florida Statutes.

Building Services - to account for permit fees collected and use to fund permitting and inspections on building, mechanical, electrical, and plumbing development projects for residential and commercial properties to ensure compliance with the Florida Building Code, Section 553.73, Florida Statutes.

Special Assessments - to account for the paving of neighborhood streets, provision of streetlights and their operation, navigational dredging and local drainage improvements in the unincorporated area of the County as authorized by Laws of Florida, Chapter 63-1783 and Ordinance 18-38.

Pinellas County Community Redevelopment Agency – to account for Tax Increment Financing (TIF) used to leverage public funds to promote private sector activity in the Lealman Community Redevelopment Area (CRA) district. The Pinellas County Board of County Commissioners declared the Lealman Study Area of the County to be a blighted area (“Lealman Community Redevelopment Area”). By its Resolution No. 16-40 the Board approved the Lealman Community Redevelopment Area Plan. As this district is in the County's unincorporated area, the General Fund contributes TIF resources based on both the Countywide and the Municipal Service Taxing Unit (MSTU) property tax collections. The County's obligation to annually appropriate to the fund continues until 2046. The creation of the CRA district is enabled by the Community Redevelopment Act of 1969, as amended, and codified as Part III, Chapter 163, Florida Statutes (the "Redevelopment Act").

NONMAJOR GOVERNMENTAL FUNDS

SPECIAL REVENUE FUNDS

BOARD OF COUNTY COMMISSIONERS – continued

Surface Water Utility - to account for surface water management services funded by surface water assessments in the unincorporated areas of the County and based upon the impervious surfaces on property, as authorized by Section 403.0893, Florida Statutes; Chapter 58, Article XVII Pinellas County Code, and Ordinance 13-14, as amended by Ordinances 17-11 and 18-3.

Intergovernmental Radio Communication - to account for the surcharge fee received from each moving traffic violation. The fee is collected under Section 318.21(9), Florida Statutes. This revenue is used to develop, implement, and support law enforcement communication capabilities.

Community Housing Trust – to account for funds to address community housing needs. Recognizing the lack of affordable housing in Pinellas County, the Board of County Commissioners adopted Resolution 05-237 authorizing the establishment of the Pinellas Community Housing Program to address the community housing needs by funding authorized programs through a Housing Trust Fund. Through Ordinance 06-28 as amended by Ordinance 09-44, monies from the Housing Trust Fund are utilized to assist in the development and provision of affordable community housing within the County; to help in the preservation and expansion of the supply of such housing; to ensure that adequate sites for affordable community housing exist and remain available; to assist in the continued elimination of substandard housing conditions; to provide direct financial and technical assistance to qualified housing projects or eligible individuals; and to fund approved, eligible operating expenditures related to the provision of and development of affordable community housing.

Tourist Development Council - to account for the 6% tax on rents collected for all temporary lodgings. This tax was initially approved by a voter referendum in 1978 to promote tourism and has been subsequently increased to help fund beach renourishment and tourism-related capital projects throughout the County. Authorization for this fund comes from Section 125.0104, Florida Statutes and Code Sections 118.31-118.42. The tax rate was raised to the current 6% level on January 1, 2016.

NONMAJOR GOVERNMENTAL FUNDS

SPECIAL REVENUE FUNDS

CONSTITUTIONAL OFFICERS

Tax Collector - to account for the general operations of the Tax Collector as authorized by Florida Statutes, and includes all transactions which are not accounted for in an custodial fund.

Supervisor of Elections - to account for the general operations of the Supervisor of Elections as authorized by Florida Statutes.

Property Appraiser - to account for the general operations of the Property Appraiser as authorized by Florida Statutes.

Clerk of the Circuit Court and Comptroller -

General Operation - to account for the general operations of the Clerk as Clerk and Comptroller to the Board of County Commissioners and County recorder as authorized by Chapter 28, Florida Statutes.

Court - to account for the fee-funded court operations of the Clerk of the Circuit Court as authorized by Section 28.37, Florida Statutes.

Public Records Modernization - to account for revenues earmarked for equipment, personnel training and technical assistance in modernizing the public records system and to pay for court-related technology needs as authorized by Section 28.24, Florida Statutes.

Pinellas County, Florida
COMBINING BALANCE SHEET
NONMAJOR GOVERNMENTAL FUNDS
September 30, 2022

	<u>Special Revenue Funds</u>
ASSETS	
Cash	\$ 146,101,236
Investments	132,492,338
Accounts and notes receivable, net	49,652,771
Leases receivable	22,976,601
Assessments receivable	311,017
Accrued interest receivable	436,864
Due from other funds	13,179,271
Due from other governments	11,317,701
Inventory	3,379,834
Prepaid items	810,150
Other assets	<u>734,221</u>
Total assets	<u><u>\$ 381,392,004</u></u>
LIABILITIES, DEFERRED INFLOWS OF RESOURCES AND FUND BALANCES	
LIABILITIES	
Vouchers payable	\$ 15,305,611
Contracts payable	14,785
Due to other funds	26,085,122
Due to other governments	5,858,910
Accrued liabilities	3,772,005
Deposits and other current liabilities	1,506,842
Unearned revenue	<u>70,114</u>
Total liabilities	<u>52,613,389</u>
DEFERRED INFLOWS OF RESOURCES	
Lease-related deferred inflows	22,359,370
Unavailable revenue - notes receivable	<u>49,146,541</u>
Total deferred inflows of resources	<u>71,505,911</u>
FUND BALANCES	
Nonspendable	4,189,984
Restricted	250,490,095
Committed	<u>2,592,625</u>
Total fund balances	<u>257,272,704</u>
Total liabilities, deferred inflows of resources and fund balances	<u><u>\$ 381,392,004</u></u>

See accompanying independent auditor's report.

Pinellas County, Florida
 COMBINING STATEMENT OF REVENUES, EXPENDITURES AND CHANGES IN FUND BALANCES
 NONMAJOR GOVERNMENTAL FUNDS
 For the year ended September 30, 2022

	<u>Special Revenue Funds</u>
REVENUES	
Taxes	\$ 153,661,724
Licenses and permits	9,550,206
Intergovernmental	33,231,281
Charges for services	39,405,838
Fines and forfeitures	5,778,604
Special assessments	21,718,952
Investment income (loss)	(2,644,749)
Miscellaneous	14,945,943
Total revenues	<u>275,647,799</u>
EXPENDITURES	
Current	
General government	97,378,944
Public safety	38,258,229
Physical environment	21,363,228
Transportation	37,508,016
Economic environment	42,899,785
Human services	7,364,086
Culture and recreation	10,891,072
Capital outlay	4,722,300
Debt service	
Principal retirement	1,966,552
Interest and fiscal charges	196,842
Total expenditures	<u>262,549,054</u>
Excess (deficiency) of revenues over (under) expenditures	<u>13,098,745</u>
OTHER FINANCING SOURCES (USES)	
Leases	228,654
Transfers in	87,027,361
Transfers out	(22,683,485)
Total other financing sources (uses)	<u>64,572,530</u>
Net change in fund balances	77,671,275
Fund balances - beginning	<u>179,601,429</u>
Fund balances - ending	<u>\$ 257,272,704</u>

See accompanying independent auditor's report.

Pinellas County, Florida
COMBINING BALANCE SHEET
NONMAJOR SPECIAL REVENUE FUNDS
September 30, 2022

	County Transportation Trust	Health Department	School Crossing Guard Trust
ASSETS			
Cash	\$ 7,167,073	\$ 2,516,371	\$ 83,655
Investments	11,791,861	667,576	27,329
Accounts and notes receivable, net	50	-	-
Leases receivable	-	-	-
Assessments receivable	-	-	-
Accrued interest receivable	33,347	2,983	113
Due from other funds	-	51,243	445
Due from other governments	6,029,242	-	-
Inventory	3,316,156	-	-
Prepaid items	-	-	-
Other assets	-	-	-
Total assets	<u>\$ 28,337,729</u>	<u>\$ 3,238,173</u>	<u>\$ 111,542</u>
LIABILITIES, DEFERRED INFLOWS OF RESOURCES AND FUND BALANCES			
LIABILITIES			
Vouchers payable	\$ 970,720	\$ -	\$ -
Contracts payable	-	-	-
Due to other funds	73	-	-
Due to other governments	2,173,046	1,168,970	-
Accrued liabilities	679,001	-	-
Deposits and other current liabilities	-	-	-
Unearned revenue	-	-	-
Total liabilities	<u>3,822,840</u>	<u>1,168,970</u>	<u>-</u>
DEFERRED INFLOWS OF RESOURCES			
Lease-related deferred inflows	-	-	-
Unavailable revenue - notes receivable	-	-	-
Total deferred inflows of resources	<u>-</u>	<u>-</u>	<u>-</u>
FUND BALANCES			
Nonspendable	3,316,156	-	-
Restricted	21,198,733	2,069,203	111,542
Committed	-	-	-
Total fund balances	<u>24,514,889</u>	<u>2,069,203</u>	<u>111,542</u>
Total liabilities, deferred inflows of resources and fund balances	<u>\$ 28,337,729</u>	<u>\$ 3,238,173</u>	<u>\$ 111,542</u>

See accompanying independent auditor's report.

Health Program	Community Development Grant	State Housing Initiatives Partnership (SHIP)	Gifts for Animal Welfare Trust	Tree Bank
\$ 3	\$ 2,525,479	\$ 8,501,388	\$ 408,775	\$ 438,468
17	2,189,949	2,026,250	163,998	40,307
-	25,874,402	19,637,851	-	-
-	-	-	-	-
-	-	-	-	-
-	7,045	9,456	631	321
-	-	-	-	-
-	2,374,628	-	-	-
-	-	-	-	-
-	-	-	-	-
-	-	-	-	-
<u>\$ 20</u>	<u>\$ 32,971,503</u>	<u>\$ 30,174,945</u>	<u>\$ 573,404</u>	<u>\$ 479,096</u>
\$ -	\$ 823,792	\$ 157,229	\$ 3,079	\$ -
-	-	-	-	-
-	89	160	-	-
20	38,448	-	-	-
-	58,903	-	-	-
-	13,782	-	-	-
-	-	-	-	-
<u>20</u>	<u>935,014</u>	<u>157,389</u>	<u>3,079</u>	<u>-</u>
-	-	-	-	-
-	25,873,823	19,635,008	-	-
-	25,873,823	19,635,008	-	-
-	-	-	-	-
-	6,162,666	10,382,548	570,325	-
-	-	-	-	479,096
-	6,162,666	10,382,548	570,325	479,096
<u>\$ 20</u>	<u>\$ 32,971,503</u>	<u>\$ 30,174,945</u>	<u>\$ 573,404</u>	<u>\$ 479,096</u>

CONTINUED

Pinellas County, Florida
COMBINING BALANCE SHEET
NONMAJOR SPECIAL REVENUE FUNDS
September 30, 2022

	Public Library Cooperative	STAR Center	Emergency Communications 911 System
ASSETS			
Cash	\$ 138,153	\$ 3,405,210	\$ 899,553
Investments	128,505	594,570	2,343,455
Accounts and notes receivable, net	-	383,618	100,722
Leases receivable	-	22,976,601	-
Assessments receivable	-	-	-
Accrued interest receivable	406	3,342	6,590
Due from other funds	54,029	-	-
Due from other governments	-	-	1,503,145
Inventory	-	-	-
Prepaid items	-	26,076	315,728
Other assets	-	-	-
Total assets	<u>\$ 321,093</u>	<u>\$ 27,389,417</u>	<u>\$ 5,169,193</u>
LIABILITIES, DEFERRED INFLOWS OF RESOURCES AND FUND BALANCES			
LIABILITIES			
Vouchers payable	\$ -	\$ 750,961	\$ 565,058
Contracts payable	-	13,798	-
Due to other funds	-	-	-
Due to other governments	-	1,019	-
Accrued liabilities	-	25,394	196,257
Deposits and other current liabilities	-	-	-
Unearned revenue	-	-	-
Total liabilities	<u>-</u>	<u>791,172</u>	<u>761,315</u>
DEFERRED INFLOWS OF RESOURCES			
Lease-related deferred inflows	-	22,359,370	-
Unavailable revenue - notes receivable	-	-	-
Total deferred inflows of resources	<u>-</u>	<u>22,359,370</u>	<u>-</u>
FUND BALANCES			
Nonspendable	-	26,076	315,728
Restricted	321,093	4,212,799	4,092,150
Committed	-	-	-
Total fund balances	<u>321,093</u>	<u>4,238,875</u>	<u>4,407,878</u>
Total liabilities, deferred inflows of resources and fund balances	<u>\$ 321,093</u>	<u>\$ 27,389,417</u>	<u>\$ 5,169,193</u>

See accompanying independent auditor's report.

Contractor Licensing Department	Fire Districts	Air Quality - Tag Fee	Palm Harbor Community Services District	Feather Sound Community Services District
\$ 690,343	\$ 19,799,323	\$ 732,228	\$ 165,670	\$ 22,327
14,431	13,677,044	42,435	2,482	13,646
880	-	-	-	-
-	-	-	-	-
-	-	-	-	-
349	46,327	517	88	47
-	145,643	-	17,680	1,850
-	-	68,017	-	-
-	-	-	-	-
-	-	-	-	-
-	-	-	-	-
<u>\$ 706,003</u>	<u>\$ 33,668,337</u>	<u>\$ 843,197</u>	<u>\$ 185,920</u>	<u>\$ 37,870</u>
\$ 7,197	\$ 187,094	\$ 92,006	\$ -	\$ -
-	-	-	-	-
289,495	-	-	-	-
-	37,405	-	-	-
26,817	8,464	26,122	-	-
-	-	-	-	-
-	-	-	-	-
<u>323,509</u>	<u>232,963</u>	<u>118,128</u>	<u>-</u>	<u>-</u>
-	-	-	-	-
-	-	-	-	-
-	-	-	-	-
-	-	-	-	-
382,494	33,435,374	725,069	185,920	37,870
-	-	-	-	-
<u>382,494</u>	<u>33,435,374</u>	<u>725,069</u>	<u>185,920</u>	<u>37,870</u>
<u>\$ 706,003</u>	<u>\$ 33,668,337</u>	<u>\$ 843,197</u>	<u>\$ 185,920</u>	<u>\$ 37,870</u>

CONTINUED

Pinellas County, Florida
COMBINING BALANCE SHEET
NONMAJOR SPECIAL REVENUE FUNDS
September 30, 2022

	East Lake Community Services District	Drug Abuse Trust	Building Services
ASSETS			
Cash	\$ 102,491	\$ 22,389	\$ 5,297,044
Investments	3,647	3,413	822,772
Accounts and notes receivable, net	-	-	168
Leases receivable	-	-	-
Assessments receivable	-	-	-
Accrued interest receivable	60	19	4,689
Due from other funds	11,068	2,654	-
Due from other governments	-	-	-
Inventory	-	-	-
Prepaid items	-	-	-
Other assets	-	-	-
Total assets	<u>\$ 117,266</u>	<u>\$ 28,475</u>	<u>\$ 6,124,673</u>
LIABILITIES, DEFERRED INFLOWS OF RESOURCES AND FUND BALANCES			
LIABILITIES			
Vouchers payable	\$ -	\$ 11,272	\$ 227,151
Contracts payable	-	-	-
Due to other funds	-	-	-
Due to other governments	-	-	55,413
Accrued liabilities	-	-	126,300
Deposits and other current liabilities	-	-	-
Unearned revenue	-	-	-
Total liabilities	<u>-</u>	<u>11,272</u>	<u>408,864</u>
DEFERRED INFLOWS OF RESOURCES			
Lease-related deferred inflows	-	-	-
Unavailable revenue - notes receivable	-	-	-
Total deferred inflows of resources	<u>-</u>	<u>-</u>	<u>-</u>
FUND BALANCES			
Nonspendable	-	-	-
Restricted	117,266	17,203	5,715,809
Committed	-	-	-
Total fund balances	<u>117,266</u>	<u>17,203</u>	<u>5,715,809</u>
Total liabilities, deferred inflows of resources and fund balances	<u>\$ 117,266</u>	<u>\$ 28,475</u>	<u>\$ 6,124,673</u>

See accompanying independent auditor's report.

Special Assessments	Pinellas County Community Redevelopment Agency	Surface Water Utility	Intergovernmental Radio Communication	Community Housing Trust
\$ 596,916	\$ 1,181,956	\$ 9,538,136	\$ 155,306	\$ 1,820,090
362,933	4,087,970	3,815,800	283,914	291,788
-	-	-	-	3,637,710
-	-	-	-	-
311,017	-	-	-	-
1,286	11,379	15,359	804	1,651
16,307	-	101,035	45,906	-
-	-	705,722	-	-
-	-	-	-	-
-	-	-	-	-
-	-	-	-	-
<u>\$ 1,288,459</u>	<u>\$ 5,281,305</u>	<u>\$ 14,176,052</u>	<u>\$ 485,930</u>	<u>\$ 5,751,239</u>
\$ 433,795	\$ 225,404	\$ 923,471	\$ 91,461	\$ -
-	-	987	-	-
-	-	-	-	-
-	-	5,186	-	-
-	7,644	258,573	-	-
199	-	-	-	-
-	-	-	-	-
<u>433,994</u>	<u>233,048</u>	<u>1,188,217</u>	<u>91,461</u>	<u>-</u>
-	-	-	-	-
-	-	-	-	3,637,710
-	-	-	-	<u>3,637,710</u>
-	-	-	-	-
854,465	5,048,257	12,987,835	394,469	-
-	-	-	-	2,113,529
<u>854,465</u>	<u>5,048,257</u>	<u>12,987,835</u>	<u>394,469</u>	<u>2,113,529</u>
\$ 1,288,459	\$ 5,281,305	\$ 14,176,052	\$ 485,930	\$ 5,751,239

CONTINUED

Pinellas County, Florida
COMBINING BALANCE SHEET
NONMAJOR SPECIAL REVENUE FUNDS
September 30, 2022

	Constitutional Officers		
	Tourist Development Tax	Tax Collector	Supervisor of Elections
ASSETS			
Cash	\$ 34,340,564	\$ 24,859,843	\$ 1,017,530
Investments	89,096,246	-	-
Accounts and notes receivable, net	16,159	199	-
Leases receivable	-	-	-
Assessments receivable	-	-	-
Accrued interest receivable	251,349	-	-
Due from other funds	11,183,224	-	-
Due from other governments	33,000	-	-
Inventory	-	-	63,678
Prepaid items	70,120	-	-
Other assets	-	-	734,221
	<u>\$ 134,990,662</u>	<u>\$ 24,860,042</u>	<u>\$ 1,815,429</u>
LIABILITIES, DEFERRED INFLOWS OF RESOURCES AND FUND BALANCES			
LIABILITIES			
Vouchers payable	\$ 7,598,326	\$ 293,159	\$ 684,697
Contracts payable	-	-	-
Due to other funds	-	22,622,574	221,348
Due to other governments	34,800	1,368,904	1,221
Accrued liabilities	92,167	555,435	101,092
Deposits and other current liabilities	-	19,970	734,221
Unearned revenue	-	-	9,172
	<u>7,725,293</u>	<u>24,860,042</u>	<u>1,751,751</u>
DEFERRED INFLOWS OF RESOURCES			
Lease-related deferred inflows	-	-	-
Unavailable revenue - notes receivable	-	-	-
	<u>-</u>	<u>-</u>	<u>-</u>
FUND BALANCES			
Nonspendable	70,120	-	63,678
Restricted	127,195,249	-	-
Committed	-	-	-
	<u>127,265,369</u>	<u>-</u>	<u>63,678</u>
Total fund balances	<u>127,265,369</u>	<u>-</u>	<u>63,678</u>
Total liabilities, deferred inflows of resources and fund balances	<u>\$ 134,990,662</u>	<u>\$ 24,860,042</u>	<u>\$ 1,815,429</u>

See accompanying independent auditor's report.

Clerk of the Circuit Court and Comptroller

<u>Property Appraiser</u>	<u>General Operations</u>	<u>Court</u>	<u>Public Records Modernization</u>	<u>Total</u>
\$ 1,108,198	\$ 2,030,919	\$ 2,705,726	\$ 13,830,109	\$ 146,101,236
-	-	-	-	132,492,338
-	1,012	-	-	49,652,771
-	-	-	-	22,976,601
-	-	-	-	311,017
-	6,349	8,436	23,921	436,864
-	1,515,659	31,580	948	13,179,271
-	416,717	187,230	-	11,317,701
-	-	-	-	3,379,834
-	242,269	-	155,957	810,150
-	-	-	-	734,221
<u>\$ 1,108,198</u>	<u>\$ 4,212,925</u>	<u>\$ 2,932,972</u>	<u>\$ 14,010,935</u>	<u>\$ 381,392,004</u>
\$ 18,701	\$ 913,383	\$ 253,769	\$ 73,886	\$ 15,305,611
-	-	-	-	14,785
697,825	2,226,435	27,123	-	26,085,122
78,814	931	894,733	-	5,858,910
312,858	829,907	447,249	19,822	3,772,005
-	-	738,670	-	1,506,842
-	-	60,942	-	70,114
<u>1,108,198</u>	<u>3,970,656</u>	<u>2,422,486</u>	<u>93,708</u>	<u>52,613,389</u>
-	-	-	-	22,359,370
-	-	-	-	49,146,541
-	-	-	-	71,505,911
-	242,269	-	155,957	4,189,984
-	-	510,486	13,761,270	250,490,095
-	-	-	-	2,592,625
-	242,269	510,486	13,917,227	257,272,704
<u>\$ 1,108,198</u>	<u>\$ 4,212,925</u>	<u>\$ 2,932,972</u>	<u>\$ 14,010,935</u>	<u>\$ 381,392,004</u>

Pinellas County, Florida

COMBINING STATEMENT OF REVENUES, EXPENDITURES AND CHANGES IN FUND BALANCES
NONMAJOR SPECIAL REVENUE FUNDS
For the year ended September 30, 2022

	County Transportation Trust	Health Department	School Crossing Guard Trust
REVENUES			
Taxes	\$ 17,192,573	\$ 7,466,865	\$ -
Licenses and permits	109,562	-	-
Intergovernmental	10,813,270	-	-
Charges for services	-	-	-
Fines and forfeitures	27,127	-	8,570
Special assessments	-	-	-
Investment income (loss)	(302,554)	(33,167)	(1,520)
Miscellaneous	2,943,459	-	-
Total revenues	<u>30,783,437</u>	<u>7,433,698</u>	<u>7,050</u>
EXPENDITURES			
Current			
General government	-	-	-
Public safety	-	-	-
Physical environment	66	-	-
Transportation	36,064,909	-	-
Economic environment	-	-	-
Human services	-	7,122,201	-
Culture and recreation	-	-	-
Capital outlay	379,650	-	-
Debt service			
Principal retirement	9,585	-	-
Interest and fiscal charges	1,302	-	-
Total expenditures	<u>36,455,512</u>	<u>7,122,201</u>	<u>-</u>
Excess (deficiency) of revenues over (under) expenditures	<u>(5,672,075)</u>	<u>311,497</u>	<u>7,050</u>
OTHER FINANCING SOURCES (USES)			
Leases	228,654	-	-
Transfers in	16,566,900	51,014	-
Transfers out	<u>(1,700,000)</u>	<u>(208,094)</u>	<u>(10,000)</u>
Total other financing sources (uses)	<u>15,095,554</u>	<u>(157,080)</u>	<u>(10,000)</u>
Net change in fund balances	9,423,479	154,417	(2,950)
Fund balance - beginning	<u>15,091,410</u>	<u>1,914,786</u>	<u>114,492</u>
Fund balances - ending	<u>\$ 24,514,889</u>	<u>\$ 2,069,203</u>	<u>\$ 111,542</u>

See accompanying independent auditor's report.

Health Program	Community Development Grant	State Housing Initiatives Partnership (SHIP)	Gifts for Animal Welfare Trust	Tree Bank
\$ -	\$ -	\$ -	\$ -	\$ -
-	-	-	-	-
-	3,170,209	5,281,659	-	-
-	-	-	-	-
-	-	-	-	248,356
-	-	-	-	-
652	(70,577)	(161,134)	(7,658)	(6,840)
-	1,842,408	1,296,560	59,591	-
<u>652</u>	<u>4,942,040</u>	<u>6,417,085</u>	<u>51,933</u>	<u>241,516</u>
-	-	-	-	-
-	1,172,753	-	-	-
-	-	-	-	69,384
-	-	-	-	-
-	2,582,436	1,161,179	-	-
105,717	-	-	97,196	-
-	-	-	-	-
-	347,193	-	-	-
-	-	-	-	-
-	-	-	-	-
<u>105,717</u>	<u>4,102,382</u>	<u>1,161,179</u>	<u>97,196</u>	<u>69,384</u>
<u>(105,065)</u>	<u>839,658</u>	<u>5,255,906</u>	<u>(45,263)</u>	<u>172,132</u>
-	-	-	-	-
-	-	-	-	-
-	-	-	-	-
-	-	-	-	-
<u>(105,065)</u>	<u>839,658</u>	<u>5,255,906</u>	<u>(45,263)</u>	<u>172,132</u>
<u>105,065</u>	<u>5,323,008</u>	<u>5,126,642</u>	<u>615,588</u>	<u>306,964</u>
<u>\$ -</u>	<u>\$ 6,162,666</u>	<u>\$ 10,382,548</u>	<u>\$ 570,325</u>	<u>\$ 479,096</u>

CONTINUED

Pinellas County, Florida

COMBINING STATEMENT OF REVENUES, EXPENDITURES AND CHANGES IN FUND BALANCES
NONMAJOR SPECIAL REVENUE FUNDS
For the year ended September 30, 2022

	Public Library Cooperative	STAR Center	Emergency Communications 911 System
REVENUES			
Taxes	\$ 6,631,092	\$ -	\$ -
Licenses and permits	-	-	-
Intergovernmental	-	-	6,023,627
Charges for services	-	-	-
Fines and forfeitures	-	-	-
Special assessments	-	-	-
Investment income (loss)	3,264	519,491	(42,803)
Miscellaneous	-	7,102,067	101,740
Total revenues	<u>6,634,356</u>	<u>7,621,558</u>	<u>6,082,564</u>
EXPENDITURES			
Current			
General government	-	-	-
Public safety	-	692	9,575,930
Physical environment	-	-	-
Transportation	-	-	-
Economic environment	-	6,216,502	-
Human services	-	-	-
Culture and recreation	6,475,872	-	-
Capital outlay	-	1,413,719	322,711
Debt service			
Principal retirement	-	-	-
Interest and fiscal charges	-	-	-
Total expenditures	<u>6,475,872</u>	<u>7,630,913</u>	<u>9,898,641</u>
Excess (deficiency) of revenues over (under) expenditures	<u>158,484</u>	<u>(9,355)</u>	<u>(3,816,077)</u>
OTHER FINANCING SOURCES (USES)			
Leases	-	-	-
Transfers in	52,925	-	2,887,740
Transfers out	(182,441)	-	-
Total other financing sources (uses)	<u>(129,516)</u>	<u>-</u>	<u>2,887,740</u>
Net change in fund balances	28,968	(9,355)	(928,337)
Fund balance - beginning	292,125	4,248,230	5,336,215
Fund balances - ending	<u>\$ 321,093</u>	<u>\$ 4,238,875</u>	<u>\$ 4,407,878</u>

See accompanying independent auditor's report.

Contractor Licensing Department	Fire Districts	Air Quality - Tag Fee	Palm Harbor Community Services District	Feather Sound Community Services District
\$ -	\$ 20,325,035	\$ -	\$ 2,592,973	\$ 255,558
-	-	-	-	-
-	-	1,486,585	-	-
1,587,829	-	-	-	-
-	-	-	-	-
(10,482)	(425,926)	(13,134)	1,608	(9)
-	359,883	-	-	-
<u>1,577,347</u>	<u>20,258,992</u>	<u>1,473,451</u>	<u>2,594,581</u>	<u>255,549</u>
6,813	-	-	-	-
1,546,175	17,315,111	-	-	-
-	-	1,295,521	-	-
-	-	-	-	-
-	-	-	-	-
-	-	-	2,594,030	238,060
-	-	125,438	-	-
-	-	-	-	-
-	-	-	23	-
<u>1,552,988</u>	<u>17,315,111</u>	<u>1,420,959</u>	<u>2,594,053</u>	<u>238,060</u>
<u>24,359</u>	<u>2,943,881</u>	<u>52,492</u>	<u>528</u>	<u>17,489</u>
-	-	-	-	-
-	142,645	-	17,708	1,850
-	(581,038)	-	(71,416)	(7,380)
-	(438,393)	-	(53,708)	(5,530)
<u>24,359</u>	<u>2,505,488</u>	<u>52,492</u>	<u>(53,180)</u>	<u>11,959</u>
<u>358,135</u>	<u>30,929,886</u>	<u>672,577</u>	<u>239,100</u>	<u>25,911</u>
<u>\$ 382,494</u>	<u>\$ 33,435,374</u>	<u>\$ 725,069</u>	<u>\$ 185,920</u>	<u>\$ 37,870</u>

CONTINUED

Pinellas County, Florida

COMBINING STATEMENT OF REVENUES, EXPENDITURES AND CHANGES IN FUND BALANCES
NONMAJOR SPECIAL REVENUE FUNDS
For the year ended September 30, 2022

	East Lake		
	Community Services District	Drug Abuse Trust	Building Services
REVENUES			
Taxes	\$ 1,614,582	\$ -	\$ -
Licenses and permits	-	-	9,440,644
Intergovernmental	-	-	-
Charges for services	-	33,636	35,175
Fines and forfeitures	-	-	-
Special assessments	-	-	-
Investment income (loss)	960	(388)	(93,918)
Miscellaneous	-	-	37,140
Total revenues	<u>1,615,542</u>	<u>33,248</u>	<u>9,419,041</u>
EXPENDITURES			
Current			
General government	-	-	-
Public safety	-	-	8,629,943
Physical environment	-	-	-
Transportation	-	-	-
Economic environment	-	-	-
Human services	-	38,972	-
Culture and recreation	1,583,110	-	-
Capital outlay	-	-	-
Debt service			
Principal retirement	-	-	-
Interest and fiscal charges	18	-	-
Total expenditures	<u>1,583,128</u>	<u>38,972</u>	<u>8,629,943</u>
Excess (deficiency) of revenues over (under) expenditures	<u>32,414</u>	<u>(5,724)</u>	<u>789,098</u>
OTHER FINANCING SOURCES (USES)			
Leases	-	-	-
Transfers in	11,064	-	1,633,240
Transfers out	(44,722)	-	-
Total other financing sources (uses)	<u>(33,658)</u>	<u>-</u>	<u>1,633,240</u>
Net change in fund balances	(1,244)	(5,724)	2,422,338
Fund balance - beginning	118,510	22,927	3,293,471
Fund balances - ending	<u>\$ 117,266</u>	<u>\$ 17,203</u>	<u>\$ 5,715,809</u>

See accompanying independent auditor's report.

Special Assessments	Pinellas County Community Redevelopment Agency	Surface Water Utility	Intergovernmental Radio Communication	Community Housing Trust
\$ -	\$ 2,148,762	\$ -	\$ -	\$ -
-	-	-	-	-
-	-	651,950	-	-
-	-	397,457	-	-
-	-	-	620,784	-
2,491,604	-	19,227,348	-	-
(7,215)	(76,368)	(144,293)	(5,643)	(29,648)
-	-	118,607	-	447,109
<u>2,484,389</u>	<u>2,072,394</u>	<u>20,251,069</u>	<u>615,141</u>	<u>417,461</u>
-	-	-	1,097,530	-
-	-	-	-	-
1,429,036	-	18,569,221	-	-
1,443,107	-	-	-	-
-	686,143	-	-	4,889
-	-	-	-	-
-	-	-	-	-
-	131,591	1,200,518	-	-
-	-	141,150	-	-
-	-	1,430	-	-
<u>2,872,143</u>	<u>817,734</u>	<u>19,912,319</u>	<u>1,097,530</u>	<u>4,889</u>
<u>(387,754)</u>	<u>1,254,660</u>	<u>338,750</u>	<u>(482,389)</u>	<u>412,572</u>
-	-	-	-	-
15,967	-	91,544	332,000	-
(49,822)	-	(285,648)	-	-
<u>(33,855)</u>	<u>-</u>	<u>(194,104)</u>	<u>332,000</u>	<u>-</u>
(421,609)	1,254,660	144,646	(150,389)	412,572
1,276,074	3,793,597	12,843,189	544,858	1,700,957
<u>\$ 854,465</u>	<u>\$ 5,048,257</u>	<u>\$ 12,987,835</u>	<u>\$ 394,469</u>	<u>\$ 2,113,529</u>

CONTINUED

Pinellas County, Florida

COMBINING STATEMENT OF REVENUES, EXPENDITURES AND CHANGES IN FUND BALANCES
NONMAJOR SPECIAL REVENUE FUNDS
For the year ended September 30, 2022

	Constitutional Officers		
	Tourist Development Tax	Tax Collector	Supervisor of Elections
REVENUES			
Taxes	\$ 95,434,284	\$ -	\$ -
Licenses and permits	-	-	-
Intergovernmental	-	-	-
Charges for services	-	12,443,248	364,438
Fines and forfeitures	-	-	-
Special assessments	-	-	-
Investment income (loss)	(1,865,516)	-	2
Miscellaneous	333,318	1,565	-
Total revenues	93,902,086	12,444,813	364,440
EXPENDITURES			
Current			
General government	-	26,453,980	10,483,681
Public safety	17,625	-	-
Physical environment	-	-	-
Transportation	-	-	-
Economic environment	32,248,636	-	-
Human services	-	-	-
Culture and recreation	-	-	-
Capital outlay	11,817	173,375	158,625
Debt service			
Principal retirement	353,570	1,462,247	-
Interest and fiscal charges	3,713	190,356	-
Total expenditures	32,635,361	28,279,958	10,642,306
Excess (deficiency) of revenues over (under) expenditures	61,266,725	(15,835,145)	(10,277,866)
OTHER FINANCING SOURCES (USES)			
Leases	-	-	-
Transfers in	-	26,895,964	10,439,470
Transfers out	(6,124,147)	(11,060,819)	(137,420)
Total other financing sources (uses)	(6,124,147)	15,835,145	10,302,050
Net change in fund balances	55,142,578	-	24,184
Fund balance - beginning	72,122,791	-	39,494
Fund balances - ending	\$ 127,265,369	\$ -	\$ 63,678

See accompanying independent auditor's report.

Clerk of the Circuit Court and Comptroller

<u>Property Appraiser</u>	<u>General Operations</u>	<u>Court</u>	<u>Public Records Modernization</u>	<u>Total</u>
\$ -	\$ -	\$ -	\$ -	\$ 153,661,724
-	-	-	-	9,550,206
-	786,049	5,017,932	-	33,231,281
1,508,518	7,188,424	13,188,513	2,658,600	39,405,838
-	-	4,873,767	-	5,778,604
-	-	-	-	21,718,952
3	22,827	15,601	89,636	(2,644,749)
2,688	13,831	285,635	342	14,945,943
<u>1,511,209</u>	<u>8,011,131</u>	<u>23,381,448</u>	<u>2,748,578</u>	<u>275,647,799</u>
13,488,261	21,919,221	23,209,502	719,956	97,378,944
-	-	-	-	38,258,229
-	-	-	-	21,363,228
-	-	-	-	37,508,016
-	-	-	-	42,899,785
-	-	-	-	7,364,086
-	-	-	-	10,891,072
-	235,893	171,946	49,824	4,722,300
-	-	-	-	1,966,552
-	-	-	-	196,842
<u>13,488,261</u>	<u>22,155,114</u>	<u>23,381,448</u>	<u>769,780</u>	<u>262,549,054</u>
<u>(11,977,052)</u>	<u>(14,143,983)</u>	-	1,978,798	13,098,745
-	-	-	-	228,654
12,637,300	15,250,030	-	-	87,027,361
(660,248)	(1,560,290)	-	-	(22,683,485)
<u>11,977,052</u>	<u>13,689,740</u>	-	-	<u>64,572,530</u>
-	(454,243)	-	1,978,798	77,671,275
-	696,512	510,486	11,938,429	179,601,429
<u>\$ -</u>	<u>\$ 242,269</u>	<u>\$ 510,486</u>	<u>\$ 13,917,227</u>	<u>\$ 257,272,704</u>

CONCLUDED

Pinellas County, Florida
SCHEDULE OF REVENUES, EXPENDITURES AND
CHANGES IN FUND BALANCES - BUDGET AND ACTUAL
NONMAJOR SPECIAL REVENUE FUNDS
For the year ended September 30, 2022

	County Transportation Trust			
	Original Budget	Final Budget	Actual	Variance with Final Budget
REVENUES				
Taxes	\$ 15,210,690	\$ 15,210,690	\$ 17,192,573	\$ 1,981,883
Licenses and permits	106,890	106,890	109,562	2,672
Intergovernmental	9,413,170	9,413,170	10,813,270	1,400,100
Fines and forfeitures	-	-	27,127	27,127
Investment income (loss)	12,160	12,160	(302,554)	(314,714)
Miscellaneous	2,186,580	2,186,580	2,943,459	756,879
Total revenues	<u>26,929,490</u>	<u>26,929,490</u>	<u>30,783,437</u>	<u>3,853,947</u>
EXPENDITURES				
Current				
Physical environment	-	-	66	(66)
Transportation	42,337,960	42,337,960	36,064,909	6,273,051
Capital outlay	570,120	570,120	379,650	190,470
Debt service				
Principal retirement	-	-	9,585	(9,585)
Interest and fiscal charges	-	-	1,302	(1,302)
Total expenditures	<u>42,908,080</u>	<u>42,908,080</u>	<u>36,455,512</u>	<u>6,452,568</u>
Excess (deficiency) of revenues over (under) expenditures	<u>(15,978,590)</u>	<u>(15,978,590)</u>	<u>(5,672,075)</u>	<u>10,306,515</u>
OTHER FINANCING SOURCES (USES)				
Leases	-	-	228,654	228,654
Transfers in	16,566,900	16,566,900	16,566,900	-
Transfers out	(1,700,000)	(1,700,000)	(1,700,000)	-
Reserves	(6,252,390)	(6,252,390)	-	6,252,390
Total other financing sources (uses)	<u>8,614,510</u>	<u>8,614,510</u>	<u>15,095,554</u>	<u>6,481,044</u>
Net change in fund balance	(7,364,080)	(7,364,080)	9,423,479	16,787,559
Fund balance - beginning	<u>7,364,080</u>	<u>7,364,080</u>	<u>15,091,410</u>	<u>7,727,330</u>
Fund balance - ending	<u>\$ -</u>	<u>\$ -</u>	<u>\$ 24,514,889</u>	<u>\$ 24,514,889</u>

Pinellas County, Florida
 SCHEDULE OF REVENUES, EXPENDITURES AND
 CHANGES IN FUND BALANCES - BUDGET AND ACTUAL
 NONMAJOR SPECIAL REVENUE FUNDS
 For the year ended September 30, 2022

	Health Department			Variance with Final Budget
	Original Budget	Final Budget	Actual	
REVENUES				
Taxes	\$ 7,138,240	\$ 7,138,240	\$ 7,466,865	\$ 328,625
Investment income (loss)	38,030	38,030	(33,167)	(71,197)
Total revenues	<u>7,176,270</u>	<u>7,176,270</u>	<u>7,433,698</u>	<u>257,428</u>
EXPENDITURES				
Current				
Human services	7,122,200	7,122,200	7,122,201	(1)
Total expenditures	<u>7,122,200</u>	<u>7,122,200</u>	<u>7,122,201</u>	<u>(1)</u>
Excess (deficiency) of revenues over (under) expenditures	<u>54,070</u>	<u>54,070</u>	<u>311,497</u>	<u>257,427</u>
OTHER FINANCING SOURCES (USES)				
Transfers in	49,000	49,000	51,014	2,014
Transfers out	(238,500)	(238,500)	(208,094)	30,406
Reserves	(1,878,240)	(1,878,240)	-	1,878,240
Total other financing sources (uses)	<u>(2,067,740)</u>	<u>(2,067,740)</u>	<u>(157,080)</u>	<u>1,910,660</u>
Net change in fund balance	(2,013,670)	(2,013,670)	154,417	2,168,087
Fund balance - beginning	<u>2,013,670</u>	<u>2,013,670</u>	<u>1,914,786</u>	<u>(98,884)</u>
Fund balance - ending	<u>\$ -</u>	<u>\$ -</u>	<u>\$ 2,069,203</u>	<u>\$ 2,069,203</u>

Pinellas County, Florida
SCHEDULE OF REVENUES, EXPENDITURES AND
CHANGES IN FUND BALANCES - BUDGET AND ACTUAL
NONMAJOR SPECIAL REVENUE FUNDS
For the year ended September 30, 2022

	<u>School Crossing Guard Trust</u>			
	<u>Original Budget</u>	<u>Final Budget</u>	<u>Actual</u>	<u>Variance with Final Budget</u>
REVENUES				
Fines and forfeitures	\$ 12,230	\$ 12,230	\$ 8,570	\$ (3,660)
Investment income (loss)	1,190	1,190	(1,520)	(2,710)
Total revenues	<u>13,420</u>	<u>13,420</u>	<u>7,050</u>	<u>(6,370)</u>
EXPENDITURES				
Total expenditures	<u>-</u>	<u>-</u>	<u>-</u>	<u>-</u>
Excess (deficiency) of revenues over (under) expenditures	<u>13,420</u>	<u>13,420</u>	<u>7,050</u>	<u>(6,370)</u>
OTHER FINANCING SOURCES (USES)				
Transfers out	(10,000)	(10,000)	(10,000)	-
Reserves	<u>(122,470)</u>	<u>(122,470)</u>	<u>-</u>	<u>122,470</u>
Total other financing sources (uses)	<u>(132,470)</u>	<u>(132,470)</u>	<u>(10,000)</u>	<u>122,470</u>
Net change in fund balance	(119,050)	(119,050)	(2,950)	116,100
Fund balance - beginning	<u>119,050</u>	<u>119,050</u>	<u>114,492</u>	<u>(4,558)</u>
Fund balance - ending	<u>\$ -</u>	<u>\$ -</u>	<u>\$ 111,542</u>	<u>\$ 111,542</u>

Pinellas County, Florida
 SCHEDULE OF REVENUES, EXPENDITURES AND
 CHANGES IN FUND BALANCES - BUDGET AND ACTUAL
 NONMAJOR SPECIAL REVENUE FUNDS
 For the year ended September 30, 2022

	Health Program			Variance with Final Budget
	Original Budget	Final Budget	Actual	
REVENUES				
Investment income (loss)	\$ 6,140	\$ 6,140	\$ 652	\$ (5,488)
Total revenues	<u>6,140</u>	<u>6,140</u>	<u>652</u>	<u>(5,488)</u>
 EXPENDITURES				
Current				
Human services	108,980	108,980	105,717	3,263
Total expenditures	<u>108,980</u>	<u>108,980</u>	<u>105,717</u>	<u>3,263</u>
 Net change in fund balance	(102,840)	(102,840)	(105,065)	(2,225)
 Fund balance - beginning	<u>102,840</u>	<u>102,840</u>	<u>105,065</u>	<u>2,225</u>
 Fund balance - ending	<u>\$ -</u>	<u>\$ -</u>	<u>\$ -</u>	<u>\$ -</u>

Pinellas County, Florida
SCHEDULE OF REVENUES, EXPENDITURES AND
CHANGES IN FUND BALANCES - BUDGET AND ACTUAL
NONMAJOR SPECIAL REVENUE FUNDS
For the year ended September 30, 2022

	Community Development Grant			Variance with Final Budget
	Original Budget	Final Budget	Actual	
REVENUES				
Intergovernmental	\$ 22,782,260	\$ 22,782,260	\$ 3,170,209	\$ (19,612,051)
Investment income (loss)	73,410	73,410	(70,577)	(143,987)
Miscellaneous	1,021,960	1,021,960	1,842,408	820,448
Total revenues	<u>23,877,630</u>	<u>23,877,630</u>	<u>4,942,040</u>	<u>(18,935,590)</u>
EXPENDITURES				
Current				
Public safety	11,452,040	11,452,040	1,172,753	10,279,287
Economic environment	16,740,500	16,740,500	2,582,436	14,158,064
Capital outlay	245,500	245,500	347,193	(101,693)
Total expenditures	<u>28,438,040</u>	<u>28,438,040</u>	<u>4,102,382</u>	<u>24,335,658</u>
Net change in fund balance	(4,560,410)	(4,560,410)	839,658	5,400,068
Fund balance - beginning	<u>4,560,410</u>	<u>4,560,410</u>	<u>5,323,008</u>	<u>762,598</u>
Fund balance - ending	<u>\$ -</u>	<u>\$ -</u>	<u>\$ 6,162,666</u>	<u>\$ 6,162,666</u>

Pinellas County, Florida
 SCHEDULE OF REVENUES, EXPENDITURES AND
 CHANGES IN FUND BALANCES - BUDGET AND ACTUAL
 NONMAJOR SPECIAL REVENUE FUNDS
 For the year ended September 30, 2022

	State Housing Initiatives Partnership (SHIP)			
	Original Budget	Final Budget	Actual	Variance with Final Budget
REVENUES				
Intergovernmental	\$ 3,381,650	\$ 3,381,650	\$ 5,281,659	\$ 1,900,009
Investment income (loss)	95,000	95,000	(161,134)	(256,134)
Miscellaneous	1,425,000	1,425,000	1,296,560	(128,440)
Total revenues	4,901,650	4,901,650	6,417,085	1,515,435
EXPENDITURES				
Current				
Economic environment	8,975,840	8,975,840	1,161,179	7,814,661
Total expenditures	8,975,840	8,975,840	1,161,179	7,814,661
Net change in fund balance	(4,074,190)	(4,074,190)	5,255,906	9,330,096
Fund balance - beginning	4,074,190	4,074,190	5,126,642	1,052,452
Fund balance - ending	\$ -	\$ -	\$ 10,382,548	\$ 10,382,548

Pinellas County, Florida
 SCHEDULE OF REVENUES, EXPENDITURES AND
 CHANGES IN FUND BALANCES - BUDGET AND ACTUAL
 NONMAJOR SPECIAL REVENUE FUNDS
 For the year ended September 30, 2022

	Gifts for Animal Welfare Trust			Variance with Final Budget
	Original Budget	Final Budget	Actual	
REVENUES				
Investment income (loss)	\$ 4,670	\$ 4,670	\$ (7,658)	\$ (12,328)
Miscellaneous	69,150	69,150	59,591	(9,559)
Total revenues	<u>73,820</u>	<u>73,820</u>	<u>51,933</u>	<u>(21,887)</u>
EXPENDITURES				
Current				
Human services	208,260	208,260	97,196	111,064
Total expenditures	<u>208,260</u>	<u>208,260</u>	<u>97,196</u>	<u>111,064</u>
Excess (deficiency) of revenues over (under) expenditures	<u>(134,440)</u>	<u>(134,440)</u>	<u>(45,263)</u>	<u>89,177</u>
OTHER FINANCING SOURCES (USES)				
Reserves	(412,510)	(412,510)	-	412,510
Total other financing sources (uses)	<u>(412,510)</u>	<u>(412,510)</u>	<u>-</u>	<u>412,510</u>
Net change in fund balance	(546,950)	(546,950)	(45,263)	501,687
Fund balance - beginning	<u>546,950</u>	<u>546,950</u>	<u>615,588</u>	<u>68,638</u>
Fund balance - ending	<u>\$ -</u>	<u>\$ -</u>	<u>\$ 570,325</u>	<u>\$ 570,325</u>

Pinellas County, Florida
 SCHEDULE OF REVENUES, EXPENDITURES AND
 CHANGES IN FUND BALANCES - BUDGET AND ACTUAL
 NONMAJOR SPECIAL REVENUE FUNDS
 For the year ended September 30, 2022

	Tree Bank			
	Original Budget	Final Budget	Actual	Variance with Final Budget
REVENUES				
Fines and forfeitures	\$ 56,760	\$ 56,760	\$ 248,356	\$ 191,596
Investment income (loss)	3,320	3,320	(6,840)	(10,160)
Total revenues	60,080	60,080	241,516	181,436
EXPENDITURES				
Current				
Physical environment	94,500	94,500	69,384	25,116
Total expenditures	94,500	94,500	69,384	25,116
Excess (deficiency) of revenues over (under) expenditures	(34,420)	(34,420)	172,132	206,552
OTHER FINANCING SOURCES (USES)				
Reserves	(192,140)	(192,140)	-	192,140
Total other financing sources (uses)	(192,140)	(192,140)	-	192,140
Net change in fund balance	(226,560)	(226,560)	172,132	398,692
Fund balance - beginning	226,560	226,560	306,964	80,404
Fund balance - ending	\$ -	\$ -	\$ 479,096	\$ 479,096

Pinellas County, Florida
SCHEDULE OF REVENUES, EXPENDITURES AND
CHANGES IN FUND BALANCES - BUDGET AND ACTUAL
NONMAJOR SPECIAL REVENUE FUNDS
For the year ended September 30, 2022

	Public Library Cooperative			
	<u>Original Budget</u>	<u>Final Budget</u>	<u>Actual</u>	<u>Variance with Final Budget</u>
REVENUES				
Taxes	\$ 6,478,300	\$ 6,478,300	\$ 6,631,092	\$ 152,792
Investment income (loss)	11,280	11,280	3,264	(8,016)
Total revenues	<u>6,489,580</u>	<u>6,489,580</u>	<u>6,634,356</u>	<u>144,776</u>
EXPENDITURES				
Current				
Culture and recreation	6,475,870	6,475,870	6,475,872	(2)
Debt service				
Interest and fiscal charges	500	500	-	500
Total expenditures	<u>6,476,370</u>	<u>6,476,370</u>	<u>6,475,872</u>	<u>498</u>
Excess (deficiency) of revenues over (under) expenditures	<u>13,210</u>	<u>13,210</u>	<u>158,484</u>	<u>145,274</u>
OTHER FINANCING SOURCES (USES)				
Transfers in	37,550	37,550	52,925	15,375
Transfers out	(190,010)	(190,010)	(182,441)	7,569
Reserves	(130,540)	(130,540)	-	130,540
Total other financing sources (uses)	<u>(283,000)</u>	<u>(283,000)</u>	<u>(129,516)</u>	<u>153,484</u>
Net change in fund balance	(269,790)	(269,790)	28,968	298,758
Fund balance - beginning	<u>269,790</u>	<u>269,790</u>	<u>292,125</u>	<u>22,335</u>
Fund balance - ending	<u>\$ -</u>	<u>\$ -</u>	<u>\$ 321,093</u>	<u>\$ 321,093</u>

Pinellas County, Florida
SCHEDULE OF REVENUES, EXPENDITURES AND
CHANGES IN FUND BALANCES - BUDGET AND ACTUAL
NONMAJOR SPECIAL REVENUE FUNDS
For the year ended September 30, 2022

	STAR Center			
	<u>Original Budget</u>	<u>Final Budget</u>	<u>Actual</u>	<u>Variance with Final Budget</u>
REVENUES				
Investment income (loss)	\$ 47,890	\$ 47,890	\$ 519,491	\$ 471,601
Miscellaneous	<u>6,802,950</u>	<u>6,802,950</u>	<u>7,102,067</u>	<u>299,117</u>
Total revenues	<u>6,850,840</u>	<u>6,850,840</u>	<u>7,621,558</u>	<u>770,718</u>
EXPENDITURES				
Current				
Public safety	-	-	692	(692)
Economic environment	6,398,680	6,398,680	6,216,502	182,178
Capital outlay	<u>3,059,000</u>	<u>3,696,000</u>	<u>1,413,719</u>	<u>2,282,281</u>
Total expenditures	<u>9,457,680</u>	<u>10,094,680</u>	<u>7,630,913</u>	<u>2,463,767</u>
Excess (deficiency) of revenues over (under) expenditures	<u>(2,606,840)</u>	<u>(3,243,840)</u>	<u>(9,355)</u>	<u>3,234,485</u>
OTHER FINANCING SOURCES (USES)				
Reserves	<u>(959,490)</u>	<u>(959,490)</u>	-	959,490
Total other financing sources (uses)	<u>(959,490)</u>	<u>(959,490)</u>	-	959,490
Net change in fund balance	(3,566,330)	(4,203,330)	(9,355)	4,193,975
Fund balance - beginning	<u>3,566,330</u>	<u>4,203,330</u>	<u>4,248,230</u>	<u>44,900</u>
Fund balance - ending	<u>\$ -</u>	<u>\$ -</u>	<u>\$ 4,238,875</u>	<u>\$ 4,238,875</u>

Pinellas County, Florida
SCHEDULE OF REVENUES, EXPENDITURES AND
CHANGES IN FUND BALANCES - BUDGET AND ACTUAL
NONMAJOR SPECIAL REVENUE FUNDS
For the year ended September 30, 2022

	<u>Emergency Communications 911 System</u>			
	<u>Original Budget</u>	<u>Final Budget</u>	<u>Actual</u>	<u>Variance with Final Budget</u>
REVENUES				
Intergovernmental	\$ 4,578,120	\$ 5,237,040	\$ 6,023,627	\$ 786,587
Investment income (loss)	9,090	9,090	(42,803)	(51,893)
Miscellaneous	-	-	101,740	101,740
Total revenues	<u>4,587,210</u>	<u>5,246,130</u>	<u>6,082,564</u>	<u>836,434</u>
EXPENDITURES				
Current				
Public safety	9,915,390	9,915,390	9,575,930	339,460
Capital outlay	298,500	1,250,770	322,711	928,059
Total expenditures	<u>10,213,890</u>	<u>11,166,160</u>	<u>9,898,641</u>	<u>1,267,519</u>
Excess (deficiency) of revenues over (under) expenditures	<u>(5,626,680)</u>	<u>(5,920,030)</u>	<u>(3,816,077)</u>	<u>2,103,953</u>
OTHER FINANCING SOURCES (USES)				
Transfers in	2,887,740	2,887,740	2,887,740	-
Reserves	(2,496,550)	(2,496,550)	-	2,496,550
Total other financing sources (uses)	<u>391,190</u>	<u>391,190</u>	<u>2,887,740</u>	<u>2,496,550</u>
Net change in fund balance	(5,235,490)	(5,528,840)	(928,337)	4,600,503
Fund balance - beginning	<u>5,235,490</u>	<u>5,528,840</u>	<u>5,336,215</u>	<u>(192,625)</u>
Fund balance - ending	<u>\$ -</u>	<u>\$ -</u>	<u>\$ 4,407,878</u>	<u>\$ 4,407,878</u>

Pinellas County, Florida
SCHEDULE OF REVENUES, EXPENDITURES AND
CHANGES IN FUND BALANCES - BUDGET AND ACTUAL
NONMAJOR SPECIAL REVENUE FUNDS
For the year ended September 30, 2022

	Contractor Licensing Department			
	<u>Original Budget</u>	<u>Final Budget</u>	<u>Actual</u>	<u>Variance with Final Budget</u>
REVENUES				
Charges for services	\$ 758,010	\$ 758,010	\$ 1,587,829	\$ 829,819
Fines and forfeitures	992,380	992,380	-	(992,380)
Investment income (loss)	7,490	7,490	(10,482)	(17,972)
Total revenues	<u>1,757,880</u>	<u>1,757,880</u>	<u>1,577,347</u>	<u>(180,533)</u>
EXPENDITURES				
Current				
General government	-	-	6,813	(6,813)
Public safety	1,690,710	1,690,710	1,546,175	144,535
Debt service				
Total expenditures	<u>1,690,710</u>	<u>1,690,710</u>	<u>1,552,988</u>	<u>137,722</u>
Excess (deficiency) of revenues over (under) expenditures	<u>67,170</u>	<u>67,170</u>	<u>24,359</u>	<u>(42,811)</u>
OTHER FINANCING SOURCES (USES)				
Reserves	<u>(262,400)</u>	<u>(262,400)</u>	-	262,400
Total other financing sources (uses)	<u>(262,400)</u>	<u>(262,400)</u>	-	262,400
Net change in fund balance	(195,230)	(195,230)	24,359	219,589
Fund balance - beginning	<u>195,230</u>	<u>195,230</u>	<u>358,135</u>	<u>162,905</u>
Fund balance - ending	<u>\$ -</u>	<u>\$ -</u>	<u>\$ 382,494</u>	<u>\$ 382,494</u>

Pinellas County, Florida
SCHEDULE OF REVENUES, EXPENDITURES AND
CHANGES IN FUND BALANCES - BUDGET AND ACTUAL
NONMAJOR SPECIAL REVENUE FUNDS
For the year ended September 30, 2022

	Fire Districts			
	<u>Original Budget</u>	<u>Final Budget</u>	<u>Actual</u>	<u>Variance with Final Budget</u>
REVENUES				
Taxes	\$ 20,035,420	\$ 20,035,420	\$ 20,325,035	\$ 289,615
Investment income (loss)	287,980	287,980	(425,926)	(713,906)
Miscellaneous	-	-	359,883	359,883
Total revenues	<u>20,323,400</u>	<u>20,323,400</u>	<u>20,258,992</u>	<u>(64,408)</u>
EXPENDITURES				
Current				
Public safety	19,273,690	20,230,340	17,315,111	2,915,229
Debt service				
Total expenditures	<u>19,273,690</u>	<u>20,230,340</u>	<u>17,315,111</u>	<u>2,915,229</u>
Excess (deficiency) of revenues over (under) expenditures	<u>1,049,710</u>	<u>93,060</u>	<u>2,943,881</u>	<u>2,850,821</u>
OTHER FINANCING SOURCES (USES)				
Transfers in	128,460	128,460	142,645	14,185
Transfers out	(642,530)	(642,530)	(581,038)	61,492
Reserves	<u>(29,990,080)</u>	<u>(29,990,080)</u>	<u>-</u>	<u>29,990,080</u>
Total other financing sources (uses)	<u>(30,504,150)</u>	<u>(30,504,150)</u>	<u>(438,393)</u>	<u>30,065,757</u>
Net change in fund balance	(29,454,440)	(30,411,090)	2,505,488	32,916,578
Fund balance - beginning	<u>29,454,440</u>	<u>30,411,090</u>	<u>30,929,886</u>	<u>518,796</u>
Fund balance - ending	<u>\$ -</u>	<u>\$ -</u>	<u>\$ 33,435,374</u>	<u>\$ 33,435,374</u>

Pinellas County, Florida
SCHEDULE OF REVENUES, EXPENDITURES AND
CHANGES IN FUND BALANCES - BUDGET AND ACTUAL
NONMAJOR SPECIAL REVENUE FUNDS
For the year ended September 30, 2022

	Air Quality - Tag Fee			Variance with Final Budget
	Original Budget	Final Budget	Actual	
REVENUES				
Intergovernmental	\$ 1,324,690	\$ 1,324,690	\$ 1,486,585	\$ 161,895
Investment income (loss)	-	-	(13,134)	(13,134)
Total revenues	<u>1,324,690</u>	<u>1,324,690</u>	<u>1,473,451</u>	<u>148,761</u>
EXPENDITURES				
Current				
Physical environment	1,150,480	1,340,480	1,295,521	44,959
Capital outlay	100,000	100,000	125,438	(25,438)
Total expenditures	<u>1,250,480</u>	<u>1,440,480</u>	<u>1,420,959</u>	<u>19,521</u>
Excess (deficiency) of revenues over (under) expenditures	<u>74,210</u>	<u>(115,790)</u>	<u>52,492</u>	<u>168,282</u>
OTHER FINANCING SOURCES (USES)				
Reserves	(872,320)	(682,320)	-	682,320
Total other financing sources (uses)	<u>(872,320)</u>	<u>(682,320)</u>	<u>-</u>	<u>682,320</u>
Net change in fund balance	(798,110)	(798,110)	52,492	850,602
Fund balance - beginning	<u>798,110</u>	<u>798,110</u>	<u>672,577</u>	<u>(125,533)</u>
Fund balance - ending	<u>\$ -</u>	<u>\$ -</u>	<u>\$ 725,069</u>	<u>\$ 725,069</u>

Pinellas County, Florida
SCHEDULE OF REVENUES, EXPENDITURES AND
CHANGES IN FUND BALANCES - BUDGET AND ACTUAL
NONMAJOR SPECIAL REVENUE FUNDS
For the year ended September 30, 2022

Palm Harbor Community Services District

	<u>Original Budget</u>	<u>Final Budget</u>	<u>Actual</u>	<u>Variance with Final Budget</u>
REVENUES				
Taxes	\$ 2,554,000	\$ 2,554,000	\$ 2,592,973	\$ 38,973
Investment income (loss)	240	240	1,608	1,368
Total revenues	<u>2,554,240</u>	<u>2,554,240</u>	<u>2,594,581</u>	<u>40,341</u>
EXPENDITURES				
Current				
Culture and recreation	2,594,030	2,594,030	2,594,030	-
Debt service				
Interest and fiscal charges	400	400	23	377
Total expenditures	<u>2,594,430</u>	<u>2,594,430</u>	<u>2,594,053</u>	<u>377</u>
Excess (deficiency) of revenues over (under) expenditures	<u>(40,190)</u>	<u>(40,190)</u>	<u>528</u>	<u>40,718</u>
OTHER FINANCING SOURCES (USES)				
Transfers in	14,840	14,840	17,708	2,868
Transfers out	(74,820)	(74,820)	(71,416)	3,404
Reserves	(128,460)	(128,460)	-	128,460
Total other financing sources (uses)	<u>(188,440)</u>	<u>(188,440)</u>	<u>(53,708)</u>	<u>134,732</u>
Net change in fund balance	(228,630)	(228,630)	(53,180)	175,450
Fund balance - beginning	<u>228,630</u>	<u>228,630</u>	<u>239,100</u>	<u>10,470</u>
Fund balance - ending	<u>\$ -</u>	<u>\$ -</u>	<u>\$ 185,920</u>	<u>\$ 185,920</u>

Pinellas County, Florida
 SCHEDULE OF REVENUES, EXPENDITURES AND
 CHANGES IN FUND BALANCES - BUDGET AND ACTUAL
 NONMAJOR SPECIAL REVENUE FUNDS
 For the year ended September 30, 2022

	Feather Sound Community Services District			
	<u>Original Budget</u>	<u>Final Budget</u>	<u>Actual</u>	<u>Variance with Final Budget</u>
REVENUES				
Taxes	\$ 252,530	\$ 252,530	\$ 255,558	\$ 3,028
Investment income (loss)	480	480	(9)	(489)
Total revenues	<u>253,010</u>	<u>253,010</u>	<u>255,549</u>	<u>2,539</u>
EXPENDITURES				
Current				
Culture and recreation	238,060	238,060	238,060	-
Total expenditures	<u>238,060</u>	<u>238,060</u>	<u>238,060</u>	<u>-</u>
Excess (deficiency) of revenues over (under) expenditures	<u>14,950</u>	<u>14,950</u>	<u>17,489</u>	<u>2,539</u>
OTHER FINANCING SOURCES (USES)				
Transfers in	1,550	1,550	1,850	300
Transfers out	(7,740)	(7,740)	(7,380)	360
Reserves	(23,980)	(23,980)	-	23,980
Total other financing sources (uses)	<u>(30,170)</u>	<u>(30,170)</u>	<u>(5,530)</u>	<u>24,640</u>
Net change in fund balance	(15,220)	(15,220)	11,959	27,179
Fund balance - beginning	<u>15,220</u>	<u>15,220</u>	<u>25,911</u>	<u>10,691</u>
Fund balance - ending	<u>\$ -</u>	<u>\$ -</u>	<u>\$ 37,870</u>	<u>\$ 37,870</u>

Pinellas County, Florida
SCHEDULE OF REVENUES, EXPENDITURES AND
CHANGES IN FUND BALANCES - BUDGET AND ACTUAL
NONMAJOR SPECIAL REVENUE FUNDS
For the year ended September 30, 2022

East Lake Community Services District

	<u>Original Budget</u>	<u>Final Budget</u>	<u>Actual</u>	<u>Variance with Final Budget</u>
REVENUES				
Taxes	\$ 1,588,020	\$ 1,588,020	\$ 1,614,582	\$ 26,562
Investment income (loss)	110	110	960	850
Total revenues	<u>1,588,130</u>	<u>1,588,130</u>	<u>1,615,542</u>	<u>27,412</u>
EXPENDITURES				
Current				
Culture and recreation	1,583,110	1,583,110	1,583,110	-
Debt service				
Interest and fiscal charges	400	400	18	382
Total expenditures	<u>1,583,510</u>	<u>1,583,510</u>	<u>1,583,128</u>	<u>382</u>
Excess (deficiency) of revenues over (under) expenditures	<u>4,620</u>	<u>4,620</u>	<u>32,414</u>	<u>27,794</u>
OTHER FINANCING SOURCES (USES)				
Transfers in	9,260	9,260	11,064	1,804
Transfers out	(46,820)	(46,820)	(44,722)	2,098
Reserves	(79,860)	(79,860)	-	79,860
Total other financing sources (uses)	<u>(117,420)</u>	<u>(117,420)</u>	<u>(33,658)</u>	<u>83,762</u>
Net change in fund balance	(112,800)	(112,800)	(1,244)	111,556
Fund balance - beginning	<u>112,800</u>	<u>112,800</u>	<u>118,510</u>	<u>5,710</u>
Fund balance - ending	<u>\$ -</u>	<u>\$ -</u>	<u>\$ 117,266</u>	<u>\$ 117,266</u>

Pinellas County, Florida
 SCHEDULE OF REVENUES, EXPENDITURES AND
 CHANGES IN FUND BALANCES - BUDGET AND ACTUAL
 NONMAJOR SPECIAL REVENUE FUNDS
 For the year ended September 30, 2022

	Drug Abuse Trust			
	<u>Original Budget</u>	<u>Final Budget</u>	<u>Actual</u>	<u>Variance with Final Budget</u>
REVENUES				
Charges for services	\$ 37,040	\$ 37,040	\$ 33,636	\$ (3,404)
Investment income (loss)	330	330	(388)	(718)
Total revenues	<u>37,370</u>	<u>37,370</u>	<u>33,248</u>	<u>(4,122)</u>
EXPENDITURES				
Current				
Human services	<u>40,000</u>	<u>40,000</u>	<u>38,972</u>	<u>1,028</u>
Total expenditures	<u>40,000</u>	<u>40,000</u>	<u>38,972</u>	<u>1,028</u>
Excess (deficiency) of revenues over (under) expenditures	<u>(2,630)</u>	<u>(2,630)</u>	<u>(5,724)</u>	<u>(3,094)</u>
OTHER FINANCING SOURCES (USES)				
Reserves	<u>(27,610)</u>	<u>(27,610)</u>	<u>-</u>	<u>27,610</u>
Total other financing sources (uses)	<u>(27,610)</u>	<u>(27,610)</u>	<u>-</u>	<u>27,610</u>
Net change in fund balance	(30,240)	(30,240)	(5,724)	24,516
Fund balance - beginning	<u>30,240</u>	<u>30,240</u>	<u>22,927</u>	<u>(7,313)</u>
Fund balance - ending	<u>\$ -</u>	<u>\$ -</u>	<u>\$ 17,203</u>	<u>\$ 17,203</u>

Pinellas County, Florida
SCHEDULE OF REVENUES, EXPENDITURES AND
CHANGES IN FUND BALANCES - BUDGET AND ACTUAL
NONMAJOR SPECIAL REVENUE FUNDS
For the year ended September 30, 2022

	<u>Building Services</u>			
	<u>Original Budget</u>	<u>Final Budget</u>	<u>Actual</u>	<u>Variance with Final Budget</u>
REVENUES				
Licenses and permits	\$ 7,078,020	\$ 7,078,020	\$ 9,440,644	\$ 2,362,624
Charges for services	55,250	55,250	35,175	(20,075)
Investment income (loss)	3,390	3,390	(93,918)	(97,308)
Miscellaneous	18,600	18,600	37,140	18,540
Total revenues	<u>7,155,260</u>	<u>7,155,260</u>	<u>9,419,041</u>	<u>2,263,781</u>
EXPENDITURES				
Current				
Public safety	8,344,000	8,694,000	8,629,943	64,057
Total expenditures	<u>8,344,000</u>	<u>8,694,000</u>	<u>8,629,943</u>	<u>64,057</u>
Excess (deficiency) of revenues over (under) expenditures	<u>(1,188,740)</u>	<u>(1,538,740)</u>	<u>789,098</u>	<u>2,327,838</u>
OTHER FINANCING SOURCES (USES)				
Transfers in	1,633,240	1,633,240	1,633,240	-
Reserves	(3,331,560)	(2,981,560)	-	2,981,560
Total other financing sources (uses)	<u>(1,698,320)</u>	<u>(1,348,320)</u>	<u>1,633,240</u>	<u>2,981,560</u>
Net change in fund balance	(2,887,060)	(2,887,060)	2,422,338	5,309,398
Fund balance - beginning	<u>2,887,060</u>	<u>2,887,060</u>	<u>3,293,471</u>	<u>406,411</u>
Fund balance - ending	<u>\$ -</u>	<u>\$ -</u>	<u>\$ 5,715,809</u>	<u>\$ 5,715,809</u>

Pinellas County, Florida
SCHEDULE OF REVENUES, EXPENDITURES AND
CHANGES IN FUND BALANCES - BUDGET AND ACTUAL
NONMAJOR SPECIAL REVENUE FUNDS
For the year ended September 30, 2022

	Special Assessments			Variance with Final Budget
	Original Budget	Final Budget	Actual	
REVENUES				
Special assessments	\$ 2,433,480	\$ 2,433,480	\$ 2,491,604	\$ 58,124
Investment income (loss)	15,890	15,890	(7,215)	(23,105)
Total revenues	<u>2,449,370</u>	<u>2,449,370</u>	<u>2,484,389</u>	<u>35,019</u>
EXPENDITURES				
Current				
Physical environment	1,469,540	1,469,540	1,429,036	40,504
Transportation	1,251,220	1,451,220	1,443,107	8,113
Total expenditures	<u>2,720,760</u>	<u>2,920,760</u>	<u>2,872,143</u>	<u>48,617</u>
Excess (deficiency) of revenues over (under) expenditures	<u>(271,390)</u>	<u>(471,390)</u>	<u>(387,754)</u>	<u>83,636</u>
OTHER FINANCING SOURCES (USES)				
Transfers in	15,540	15,540	15,967	427
Transfers out	(58,390)	(58,390)	(49,822)	8,568
Reserves	(602,770)	(402,770)	-	402,770
Total other financing sources (uses)	<u>(645,620)</u>	<u>(445,620)</u>	<u>(33,855)</u>	<u>411,765</u>
Net change in fund balance	(917,010)	(917,010)	(421,609)	495,401
Fund balance - beginning	<u>917,010</u>	<u>917,010</u>	<u>1,276,074</u>	<u>359,064</u>
Fund balance - ending	<u>\$ -</u>	<u>\$ -</u>	<u>\$ 854,465</u>	<u>\$ 854,465</u>

Pinellas County, Florida
SCHEDULE OF REVENUES, EXPENDITURES AND
CHANGES IN FUND BALANCES - BUDGET AND ACTUAL
NONMAJOR SPECIAL REVENUE FUNDS
For the year ended September 30, 2022

	Pinellas County Community Redevelopment Agency			
	Original Budget	Final Budget	Actual	Variance with Final Budget
REVENUES				
Taxes	\$ 2,204,250	\$ 2,204,250	\$ 2,148,762	\$ (55,488)
Investment income (loss)	30,400	30,400	(76,368)	(106,768)
Total revenues	2,234,650	2,234,650	2,072,394	(162,256)
 EXPENDITURES				
Current				
Economic environment	2,911,880	2,911,880	686,143	2,225,737
Capital outlay	300,000	300,000	131,591	168,409
Total expenditures	3,211,880	3,211,880	817,734	2,394,146
Net change in fund balance	(977,230)	(977,230)	1,254,660	2,231,890
Fund balance - beginning	977,230	977,230	3,793,597	2,816,367
Fund balance - ending	\$ -	\$ -	\$ 5,048,257	\$ 5,048,257

Pinellas County, Florida
SCHEDULE OF REVENUES, EXPENDITURES AND
CHANGES IN FUND BALANCES - BUDGET AND ACTUAL
NONMAJOR SPECIAL REVENUE FUNDS
For the year ended September 30, 2022

	Surface Water Utility			
	<u>Original Budget</u>	<u>Final Budget</u>	<u>Actual</u>	<u>Variance with Final Budget</u>
REVENUES				
Intergovernmental	\$ 1,121,250	\$ 1,121,250	\$ 651,950	\$ (469,300)
Charges for services	351,500	351,500	397,457	45,957
Special assessments	18,716,900	18,716,900	19,227,348	510,448
Investment income (loss)	115,900	115,900	(144,293)	(260,193)
Miscellaneous	85,340	85,340	118,607	33,267
Total revenues	<u>20,390,890</u>	<u>20,390,890</u>	<u>20,251,069</u>	<u>(139,821)</u>
EXPENDITURES				
Current				
Physical environment	20,792,360	20,792,360	18,569,221	2,223,139
Capital outlay	2,802,600	2,802,600	1,200,518	1,602,082
Debt service				
Principal retirement	-	-	141,150	(141,150)
Interest and fiscal charges	-	-	1,430	(1,430)
Total expenditures	<u>23,594,960</u>	<u>23,594,960</u>	<u>19,912,319</u>	<u>3,682,641</u>
Excess (deficiency) of revenues over (under) expenditures	<u>(3,204,070)</u>	<u>(3,204,070)</u>	<u>338,750</u>	<u>3,542,820</u>
OTHER FINANCING SOURCES (USES)				
Transfers in	77,900	77,900	91,544	13,644
Transfers out	(303,000)	(303,000)	(285,648)	17,352
Reserves	(9,448,310)	(9,448,310)	-	9,448,310
Total other financing sources (uses)	<u>(9,673,410)</u>	<u>(9,673,410)</u>	<u>(194,104)</u>	<u>9,479,306</u>
Net change in fund balance	(12,877,480)	(12,877,480)	144,646	13,022,126
Fund balance - beginning	<u>12,877,480</u>	<u>12,877,480</u>	<u>12,843,189</u>	<u>(34,291)</u>
Fund balance - ending	<u>\$ -</u>	<u>\$ -</u>	<u>\$ 12,987,835</u>	<u>\$ 12,987,835</u>

Pinellas County, Florida
SCHEDULE OF REVENUES, EXPENDITURES AND
CHANGES IN FUND BALANCES - BUDGET AND ACTUAL
NONMAJOR SPECIAL REVENUE FUNDS
For the year ended September 30, 2022

	Intergovernmental Radio Communication			
	<u>Original Budget</u>	<u>Final Budget</u>	<u>Actual</u>	<u>Variance with Final Budget</u>
REVENUES				
Fines and forfeitures	\$ 447,100	\$ 447,100	\$ 620,784	\$ 173,684
Investment income (loss)	940	940	(5,643)	(6,583)
Total revenues	<u>448,040</u>	<u>448,040</u>	<u>615,141</u>	<u>167,101</u>
EXPENDITURES				
Current				
General government	1,097,530	1,097,530	1,097,530	-
Total expenditures	<u>1,097,530</u>	<u>1,097,530</u>	<u>1,097,530</u>	<u>-</u>
Excess (deficiency) of revenues over (under) expenditures	<u>(649,490)</u>	<u>(649,490)</u>	<u>(482,389)</u>	<u>167,101</u>
OTHER FINANCING SOURCES (USES)				
Transfers in	332,000	332,000	332,000	-
Reserves	(120,960)	(120,960)	-	120,960
Total other financing sources (uses)	<u>211,040</u>	<u>211,040</u>	<u>332,000</u>	<u>120,960</u>
Net change in fund balance	(438,450)	(438,450)	(150,389)	288,061
Fund balance - beginning	<u>438,450</u>	<u>438,450</u>	<u>544,858</u>	<u>106,408</u>
Fund balance - ending	<u>\$ -</u>	<u>\$ -</u>	<u>\$ 394,469</u>	<u>\$ 394,469</u>

Pinellas County, Florida
 SCHEDULE OF REVENUES, EXPENDITURES AND
 CHANGES IN FUND BALANCES - BUDGET AND ACTUAL
 NONMAJOR SPECIAL REVENUE FUNDS
 For the year ended September 30, 2022

	Community Housing Trust			Variance with Final Budget
	Original Budget	Final Budget	Actual	
REVENUES				
Investment income (loss)	\$ 24,700	\$ 24,700	\$ (29,648)	\$ (54,348)
Miscellaneous	80,750	80,750	447,109	366,359
Total revenues	<u>105,450</u>	<u>105,450</u>	<u>417,461</u>	<u>312,011</u>
EXPENDITURES				
Current				
Economic environment	1,512,870	1,512,870	4,889	1,507,981
Total expenditures	<u>1,512,870</u>	<u>1,512,870</u>	<u>4,889</u>	<u>1,507,981</u>
Net change in fund balance	(1,407,420)	(1,407,420)	412,572	1,819,992
Fund balance - beginning	<u>1,407,420</u>	<u>1,407,420</u>	<u>1,700,957</u>	<u>293,537</u>
Fund balance - ending	<u>\$ -</u>	<u>\$ -</u>	<u>\$ 2,113,529</u>	<u>\$ 2,113,529</u>

Pinellas County, Florida
SCHEDULE OF REVENUES, EXPENDITURES AND
CHANGES IN FUND BALANCES - BUDGET AND ACTUAL
NONMAJOR SPECIAL REVENUE FUNDS
For the year ended September 30, 2022

	Tourist Development Tax			
	<u>Original Budget</u>	<u>Final Budget</u>	<u>Actual</u>	<u>Variance with Final Budget</u>
REVENUES				
Taxes	\$ 67,087,130	\$ 67,087,130	\$ 95,434,284	\$ 28,347,154
Investment income (loss)	92,630	92,630	(1,865,516)	(1,958,146)
Miscellaneous	194,750	194,750	333,318	138,568
Total revenues	<u>67,374,510</u>	<u>67,374,510</u>	<u>93,902,086</u>	<u>26,527,576</u>
EXPENDITURES				
Current				
Public safety	-	50,000	17,625	32,375
Economic environment	37,144,220	37,144,220	32,248,636	4,895,584
Capital outlay	3,000	3,000	11,817	(8,817)
Principal retirement	-	-	353,570	(353,570)
Interest and fiscal charges	-	-	3,713	(3,713)
Total expenditures	<u>37,147,220</u>	<u>37,197,220</u>	<u>32,635,361</u>	<u>4,561,859</u>
Excess (deficiency) of revenues over (under) expenditures	<u>30,227,290</u>	<u>30,177,290</u>	<u>61,266,725</u>	<u>31,089,435</u>
OTHER FINANCING SOURCES (USES)				
Transfers out	(6,188,370)	(6,188,370)	(6,124,147)	64,223
Reserves	<u>(89,292,130)</u>	<u>(89,242,130)</u>	-	89,242,130
Total other financing sources (uses)	<u>(95,480,500)</u>	<u>(95,430,500)</u>	<u>(6,124,147)</u>	<u>89,306,353</u>
Net change in fund balance	(65,253,210)	(65,253,210)	55,142,578	120,395,788
Fund balance - beginning	<u>65,253,210</u>	<u>65,253,210</u>	<u>72,122,791</u>	<u>6,869,581</u>
Fund balance - ending	<u>\$ -</u>	<u>\$ -</u>	<u>\$ 127,265,369</u>	<u>\$ 127,265,369</u>

Pinellas County, Florida
 SCHEDULE OF REVENUES, EXPENDITURES AND
 CHANGES IN FUND BALANCES - BUDGET AND ACTUAL
 NONMAJOR SPECIAL REVENUE FUNDS
 For the year ended September 30, 2022

	Tax Collector			Variance with Final Budget
	Original Budget	Final Budget	Actual	
REVENUES				
Charges for services	\$ 13,168,700	\$ 13,168,700	\$ 12,443,248	\$ (725,452)
Miscellaneous	1,950	1,950	1,565	(385)
Total revenues	<u>13,170,650</u>	<u>13,170,650</u>	<u>12,444,813</u>	<u>(725,837)</u>
EXPENDITURES				
Current				
General government	31,376,887	31,376,887	26,453,980	4,922,907
Capital outlay	-	-	173,375	(173,375)
Principal retirement	-	-	1,462,247	(1,462,247)
Interest and fiscal charges	-	-	190,356	(190,356)
Total expenditures	<u>31,376,887</u>	<u>31,376,887</u>	<u>28,279,958</u>	<u>3,096,929</u>
Excess (deficiency) of revenues over (under) expenditures	<u>(18,206,237)</u>	<u>(18,206,237)</u>	<u>(15,835,145)</u>	<u>2,371,092</u>
OTHER FINANCING SOURCES (USES)				
Transfers in	27,924,734	27,924,734	26,895,964	(1,028,770)
Transfers out	<u>(9,718,497)</u>	<u>(9,718,497)</u>	<u>(11,060,819)</u>	<u>(1,342,322)</u>
Total other financing sources (uses)	<u>18,206,237</u>	<u>18,206,237</u>	<u>15,835,145</u>	<u>(2,371,092)</u>
Net change in fund balance	-	-	-	-
Fund balance - beginning	<u>-</u>	<u>-</u>	<u>-</u>	<u>-</u>
Fund balance - ending	<u>\$ -</u>	<u>\$ -</u>	<u>\$ -</u>	<u>\$ -</u>

Pinellas County, Florida
SCHEDULE OF REVENUES, EXPENDITURES AND
CHANGES IN FUND BALANCES - BUDGET AND ACTUAL
NONMAJOR SPECIAL REVENUE FUNDS
For the year ended September 30, 2022

	Supervisor of Elections - General Fund			
	Original Budget	Final Budget	Actual	Variance with Final Budget
REVENUES				
Charges for services	\$ -	\$ -	\$ 125,408	\$ 125,408
EXPENDITURES				
Current				
General government	10,112,090	10,112,090	10,244,649	(132,559)
Capital outlay	327,380	327,380	158,625	168,755
Total expenditures	10,439,470	10,439,470	10,403,274	36,196
Excess (deficiency) of revenues over (under) expenditures	(10,439,470)	(10,439,470)	(10,277,866)	161,604
OTHER FINANCING SOURCES (USES)				
Transfers in	10,439,470	10,439,470	10,439,470	-
Transfers out	-	-	(137,420)	(137,420)
Total other financing sources (uses)	10,439,470	10,439,470	10,302,050	(137,420)
Net change in fund balance	-	-	24,184	24,184
Fund balance - beginning	-	-	39,494	39,494
Fund balance - ending	\$ -	\$ -	\$ 63,678	\$ 63,678

Pinellas County, Florida
 SCHEDULE OF REVENUES, EXPENDITURES AND
 CHANGES IN FUND BALANCES - BUDGET AND ACTUAL
 NONMAJOR SPECIAL REVENUE FUNDS
 For the year ended September 30, 2022

	Property Appraiser			Variance with Final Budget
	Original Budget	Final Budget	Actual	
REVENUES				
Charges for services	\$ 1,508,518	\$ 1,508,518	\$ 1,508,518	\$ -
Investment income (loss)	-	-	3	3
Miscellaneous	-	-	2,688	2,688
Total revenues	<u>1,508,518</u>	<u>1,508,518</u>	<u>1,511,209</u>	<u>2,691</u>
EXPENDITURES				
Current				
General government	<u>14,145,818</u>	<u>14,145,818</u>	<u>13,488,261</u>	<u>657,557</u>
Total expenditures	<u>14,145,818</u>	<u>14,145,818</u>	<u>13,488,261</u>	<u>657,557</u>
Excess (deficiency) of revenues over (under) expenditures	<u>(12,637,300)</u>	<u>(12,637,300)</u>	<u>(11,977,052)</u>	<u>660,248</u>
OTHER FINANCING SOURCES (USES)				
Transfers in	12,637,300	12,637,300	12,637,300	-
Transfers out	<u>-</u>	<u>-</u>	<u>(660,248)</u>	<u>(660,248)</u>
Total other financing sources (uses)	<u>12,637,300</u>	<u>12,637,300</u>	<u>11,977,052</u>	<u>(660,248)</u>
Net change in fund balance	-	-	-	-
Fund balance - beginning	<u>-</u>	<u>-</u>	<u>-</u>	<u>-</u>
Fund balance - ending	<u>\$ -</u>	<u>\$ -</u>	<u>\$ -</u>	<u>\$ -</u>

Pinellas County, Florida
SCHEDULE OF REVENUES, EXPENDITURES AND
CHANGES IN FUND BALANCES - BUDGET AND ACTUAL
NONMAJOR SPECIAL REVENUE FUNDS
For the year ended September 30, 2022

	<u>Clerk of the Circuit Court and Comptroller - General Operations</u>			
	<u>Original Budget</u>	<u>Final Budget</u>	<u>Actual</u>	<u>Variance with Final Budget</u>
REVENUES				
Intergovernmental	\$ 800,000	\$ 800,000	\$ 786,049	\$ (13,951)
Charges for services	7,680,049	7,680,049	7,188,424	(491,625)
Investment income (loss)	1,240	1,240	22,827	21,587
Miscellaneous	-	-	13,831	13,831
Total revenues	<u>8,481,289</u>	<u>8,481,289</u>	<u>8,011,131</u>	<u>(470,158)</u>
EXPENDITURES				
Current				
General government	22,211,990	23,138,160	21,919,221	1,218,939
Capital outlay	500,480	928,920	235,893	693,027
Total expenditures	<u>22,712,470</u>	<u>24,067,080</u>	<u>22,155,114</u>	<u>1,911,966</u>
Excess (deficiency) of revenues over (under) expenditures	<u>(14,231,181)</u>	<u>(15,585,791)</u>	<u>(14,143,983)</u>	<u>1,441,808</u>
OTHER FINANCING SOURCES (USES)				
Transfers in	13,895,420	15,250,030	15,250,030	-
Transfers out	-	-	(1,560,290)	(1,560,290)
Total other financing sources (uses)	<u>13,895,420</u>	<u>15,250,030</u>	<u>13,689,740</u>	<u>(1,560,290)</u>
Net change in fund balance	(335,761)	(335,761)	(454,243)	(118,482)
Fund balance - beginning	<u>335,761</u>	<u>335,761</u>	<u>696,512</u>	<u>360,751</u>
Fund balance - ending	<u>\$ -</u>	<u>\$ -</u>	<u>\$ 242,269</u>	<u>\$ 242,269</u>

Pinellas County, Florida
SCHEDULE OF REVENUES, EXPENDITURES AND
CHANGES IN FUND BALANCES - BUDGET AND ACTUAL
NONMAJOR SPECIAL REVENUE FUNDS
For the year ended September 30, 2022

	Clerk of the Circuit Court and Comptroller - Court			
	<u>Original Budget</u>	<u>Final Budget</u>	<u>Actual</u>	<u>Variance with Final Budget</u>
REVENUES				
Intergovernmental	\$ 4,020,698	\$ 4,020,698	\$ 5,017,932	\$ 997,234
Charges for services	12,564,007	12,564,007	13,188,513	624,506
Fines and forfeitures	7,081,594	7,081,594	4,873,767	(2,207,827)
Investment income (loss)	-	-	15,601	15,601
Miscellaneous	-	-	285,635	285,635
Total revenues	<u>23,666,299</u>	<u>23,666,299</u>	<u>23,381,448</u>	<u>(284,851)</u>
EXPENDITURES				
Current				
General government	23,666,299	23,494,299	23,209,502	284,797
Capital outlay	-	172,000	171,946	54
Total expenditures	<u>23,666,299</u>	<u>23,666,299</u>	<u>23,381,448</u>	<u>284,851</u>
OTHER FINANCING SOURCES (USES)				
Reserves	(510,486)	(510,486)	-	510,486
Total other financing sources (uses)	<u>(510,486)</u>	<u>(510,486)</u>	<u>-</u>	<u>510,486</u>
Net change in fund balance	(510,486)	(510,486)	-	510,486
Fund balance - beginning	<u>510,486</u>	<u>510,486</u>	<u>510,486</u>	<u>-</u>
Fund balance - ending	<u>\$ -</u>	<u>\$ -</u>	<u>\$ 510,486</u>	<u>\$ 510,486</u>

Pinellas County, Florida
SCHEDULE OF REVENUES, EXPENDITURES AND
CHANGES IN FUND BALANCES - BUDGET AND ACTUAL
NONMAJOR SPECIAL REVENUE FUNDS
For the year ended September 30, 2022

	<u>Clerk of the Circuit Court and Comptroller - Public Records Modernization</u>			
	<u>Original Budget</u>	<u>Final Budget</u>	<u>Actual</u>	<u>Variance with Final Budget</u>
REVENUES				
Charges for services	\$ 3,177,019	\$ 3,177,019	\$ 2,658,600	\$ (518,419)
Investment income (loss)	-	-	89,636	89,636
Miscellaneous	-	-	342	342
Total revenues	<u>3,177,019</u>	<u>3,177,019</u>	<u>2,748,578</u>	<u>(428,441)</u>
EXPENDITURES				
Current				
General government	4,467,694	4,473,794	719,956	3,753,838
Capital outlay	404,400	398,300	49,824	348,476
Total expenditures	<u>4,872,094</u>	<u>4,872,094</u>	<u>769,780</u>	<u>4,102,314</u>
Excess (deficiency) of revenues over (under) expenditures	<u>(1,695,075)</u>	<u>(1,695,075)</u>	<u>1,978,798</u>	<u>3,673,873</u>
OTHER FINANCING SOURCES (USES)				
Reserves	<u>(8,059,312)</u>	<u>(8,059,312)</u>	-	8,059,312
Total other financing sources (uses)	<u>(8,059,312)</u>	<u>(8,059,312)</u>	-	<u>8,059,312</u>
Net change in fund balance	(9,754,387)	(9,754,387)	1,978,798	11,733,185
Fund balance - beginning	<u>9,754,387</u>	<u>9,754,387</u>	<u>11,938,429</u>	<u>2,184,042</u>
Fund balance - ending	<u>\$ -</u>	<u>\$ -</u>	<u>\$ 13,917,227</u>	<u>\$ 13,917,227</u>

Pinellas County, Florida
SCHEDULE OF REVENUES, EXPENDITURES AND
CHANGES IN FUND BALANCES - BUDGET AND ACTUAL
CAPITAL PROJECTS FUND
For the year ended September 30, 2022

	<u>Original Budget</u>	<u>Final Budget</u>	<u>Actual</u>	<u>Variance with Final Budget</u>
REVENUES				
Taxes	\$ 107,910,500	\$ 107,910,500	\$ 133,778,570	\$ 25,868,070
Intergovernmental	20,255,600	20,255,600	5,806,206	(14,449,394)
Impact fees	-	-	3,365,538	3,365,538
Investment income (loss)	135,210	135,210	(3,998,258)	(4,133,468)
Miscellaneous	5,062,230	5,062,230	386,728	(4,675,502)
Total revenues	<u>133,363,540</u>	<u>133,363,540</u>	<u>139,338,784</u>	<u>5,975,244</u>
EXPENDITURES				
Current				
General government	-	-	658,983	(658,983)
Public safety	3,730,000	3,730,000	2,562,833	1,167,167
Physical environment	645,000	645,000	1,202,293	(557,293)
Transportation	10,689,640	13,143,240	1,307,759	11,835,481
Economic environment	18,100,000	23,989,000	3,505,359	20,483,641
Human services	-	-	20	(20)
Culture and recreation	-	-	51,086	(51,086)
Capital outlay	193,122,400	215,913,300	94,315,631	121,597,669
Total expenditures	<u>226,287,040</u>	<u>257,420,540</u>	<u>103,603,964</u>	<u>153,816,576</u>
Excess (deficiency) of revenues over (under) expenditures	<u>(92,923,500)</u>	<u>(124,057,000)</u>	<u>35,734,820</u>	<u>159,791,820</u>
OTHER FINANCING SOURCES (USES)				
Transfers in	71,058,160	71,058,160	71,058,160	-
Reserves	(106,821,880)	(106,821,880)	-	106,821,880
Total other financing sources (uses)	<u>(35,763,720)</u>	<u>(35,763,720)</u>	<u>71,058,160</u>	<u>106,821,880</u>
Net change in fund balance	(128,687,220)	(159,820,720)	106,792,980	266,613,700
Fund balance - beginning	<u>128,687,220</u>	<u>159,820,720</u>	<u>178,449,576</u>	<u>18,628,856</u>
Fund balance - ending	<u>\$ -</u>	<u>\$ -</u>	<u>\$ 285,242,556</u>	<u>\$ 285,242,556</u>

This page intentionally left blank.

INTERNAL SERVICE FUNDS

Business Technology Services - to account for the costs of operating the County Data Processing Facility. Such costs are billed to the other departments at estimated cost of operations plus amounts for equipment replacement and additions.

Risk Financing - to account for the costs of liability, property and workers' compensation insurance for the County. Reimbursement for these costs is billed to self-supporting Funds (Enterprise and Information Technology) and to the Governmental Funds for departments included therein.

Employee Health Benefits - to account for all premiums, employer contributions and claims for the Employee and Retiree Group Insurance Plans. Each department is charged for the estimated costs of funding these programs.

Fleet Management - to account for operations related to maintenance and replacement of the County's motor vehicles. Each department is charged for repair and maintenance of its vehicles and a replacement charge to accumulate monies to replace vehicles as needed.

Sheriff's Health Benefits - to account for all premiums, employer contributions and claims for the Sheriff's Employee and Retiree Group Insurance Plans.

Pinellas County, Florida
COMBINING STATEMENT OF NET POSITION
INTERNAL SERVICE FUNDS
September 30, 2022

	Board of County Commissioners	
	Business Technology Services	Risk Financing
ASSETS		
Current assets		
Cash	\$ 1,094,620	\$ 12,028,602
Investments	10,972,745	17,879,091
Accounts and notes receivable, net	5,450	775
Accrued interest receivable	30,391	52,996
Due from other funds	82,110	6,273
Interfund advances	-	-
Due from other governments	2,810	779
Inventory	-	-
Prepaid items	5,331,320	5,192,896
Total current assets	17,519,446	35,161,412
Noncurrent assets		
Capital assets		
Land	-	221,559
Buildings	705,000	-
Improvements other than buildings	1,983,819	-
Equipment	15,791,150	8,205
Intangible assets	42,678,619	-
Accumulated depreciation	(32,778,875)	(8,205)
Construction in progress	122,165	-
Total capital assets, net	28,501,878	221,559
Total assets	46,021,324	35,382,971
DEFERRED OUTFLOWS OF RESOURCES		
Pension-related deferred outflows	3,770,754	190,590
OPEB-related deferred outflows	982,157	72,553
Total deferred outflows of resources	4,752,911	263,143
Total assets and deferred outflows of resources	50,774,235	35,646,114

See accompanying independent auditor's report.

<u>Employee Health Benefits</u>	<u>Fleet Management</u>	<u>Sheriff's Health Benefits</u>	<u>Total</u>
\$ 28,796,924	\$ 6,211,509	\$ 16,902,487	\$ 65,034,142
84,376,263	17,455,034	6,407,415	137,090,548
81,585	5,306	448,456	541,572
235,034	48,413	-	366,834
336,270	396,804	-	821,457
-	-	24,817,099	24,817,099
32,194	86,641	-	122,424
-	556,490	-	556,490
-	-	694,239	11,218,455
<u>113,858,270</u>	<u>24,760,197</u>	<u>49,269,696</u>	<u>240,569,021</u>
-	-	-	221,559
-	35,518	-	740,518
-	186,529	-	2,170,348
42,362	39,402,959	-	55,244,676
-	101,713	-	42,780,332
(25,417)	(22,661,070)	-	(55,473,567)
-	-	-	122,165
<u>16,945</u>	<u>17,065,649</u>	<u>-</u>	<u>45,806,031</u>
<u>113,875,215</u>	<u>41,825,846</u>	<u>49,269,696</u>	<u>286,375,052</u>
32,511	392,726	-	4,386,581
<u>12,674</u>	<u>135,284</u>	<u>-</u>	<u>1,202,668</u>
<u>45,185</u>	<u>528,010</u>	<u>-</u>	<u>5,589,249</u>
<u>113,920,400</u>	<u>42,353,856</u>	<u>49,269,696</u>	<u>291,964,301</u>

CONTINUED

Pinellas County, Florida
COMBINING STATEMENT OF NET POSITION
INTERNAL SERVICE FUNDS
September 30, 2022

	<u>Board of County Commissioners</u>	
	<u>Business Technology Services</u>	<u>Risk Financing</u>
LIABILITIES		
Current liabilities		
Vouchers payable	\$ 1,406,787	\$ 136,284
Interfund advances	-	-
Due to other governments	13,258	14,103
Accrued liabilities	515,152	28,426
Claims payable	-	5,673,094
Compensated absences	2,173,423	104,103
Unearned revenue	40,485	-
Total current liabilities	4,149,105	5,956,010
Noncurrent liabilities		
Long-term compensated absences	584,728	28,008
Long-term claims payable	-	24,047,973
Other post employment benefit liability	6,148,892	454,225
Net pension liability	14,501,066	732,947
Total noncurrent liabilities	21,234,686	25,263,153
Total liabilities	25,383,791	31,219,163
DEFERRED INFLOWS OF RESOURCES		
Pension-related deferred inflows	1,292,214	65,314
OPEB-related deferred inflows	11,846,992	875,149
Total liabilities and deferred inflows of resources	38,522,997	32,159,626
NET POSITION		
Net investment in capital assets	28,501,878	221,559
Unrestricted	(16,250,640)	3,264,929
Total net position	\$ 12,251,238	\$ 3,486,488

See accompanying independent auditor's report.

<u>Employee Health Benefits</u>	<u>Fleet Management</u>	<u>Sheriff's Health Benefits</u>	<u>Total</u>
\$ 1,173,461	\$ 2,461,157	\$ 159,534	\$ 5,337,223
23,656,923	-	-	23,656,923
-	-	-	27,361
91,659	73,432	-	708,669
4,698,532	-	5,219,836	15,591,462
10,620	205,003	-	2,493,149
-	-	26,091	66,576
<u>29,631,195</u>	<u>2,739,592</u>	<u>5,405,461</u>	<u>47,881,363</u>
2,857	55,153	-	670,746
-	-	-	24,047,973
79,341	846,960	-	7,529,418
125,029	1,510,294	-	16,869,336
<u>207,227</u>	<u>2,412,407</u>	<u>-</u>	<u>49,117,473</u>
<u>29,838,422</u>	<u>5,151,999</u>	<u>5,405,461</u>	<u>96,998,836</u>
11,141	134,585	-	1,503,254
152,864	1,631,828	-	14,506,833
<u>30,002,427</u>	<u>6,918,412</u>	<u>5,405,461</u>	<u>113,008,923</u>
16,945	16,877,531	-	45,617,913
83,901,028	18,557,913	43,864,235	133,337,465
<u>\$ 83,917,973</u>	<u>\$ 35,435,444</u>	<u>\$ 43,864,235</u>	<u>\$ 178,955,378</u>

CONCLUDED

Pinellas County, Florida
 COMBINING STATEMENT OF REVENUES,
 EXPENSES AND CHANGES IN FUND NET POSITION
 INTERNAL SERVICE FUNDS
 For the year ended September 30, 2022

	<u>Board of County Commissioners</u>	
	<u>Business Technology Services</u>	<u>Risk Financing</u>
Operating revenues		
Charges for services	\$ 44,573,359	\$ 20,024,370
Total operating revenues	<u>44,573,359</u>	<u>20,024,370</u>
Operating expenses		
Personal services	17,608,027	452,778
Contractual services	4,679,790	282,195
Supplies	1,660,113	35,524
Other operating expenses	13,793,989	16,472,306
Depreciation expense	<u>3,266,437</u>	<u>1,912</u>
Total operating expenses	<u>41,008,356</u>	<u>17,244,715</u>
Operating income (loss)	<u>3,565,003</u>	<u>2,779,655</u>
Nonoperating revenues (expenses)		
Investment income (loss)	(148,527)	(412,510)
Miscellaneous revenues	<u>77,043</u>	<u>239,761</u>
Total nonoperating revenues (expenses)	<u>(71,484)</u>	<u>(172,749)</u>
Income (loss) before transfers	3,493,519	2,606,906
Transfers in	-	-
Transfers out	<u>(1,915,740)</u>	<u>-</u>
Change in net position	1,577,779	2,606,906
Net position (deficit) - beginning	<u>10,673,459</u>	<u>879,582</u>
Net position (deficit) - ending	<u>\$ 12,251,238</u>	<u>\$ 3,486,488</u>

See accompanying independent auditor's report.

<u>Employee Health Benefits</u>	<u>Fleet Management</u>	<u>Sheriff's Health Benefits</u>	<u>Total</u>
\$ 63,206,212	\$ 16,605,760	\$ 49,959,196	\$ 194,368,897
<u>63,206,212</u>	<u>16,605,760</u>	<u>49,959,196</u>	<u>194,368,897</u>
58,420,735	1,746,735	-	78,228,275
3,210,749	562,117	49,359,361	58,094,212
(1,734)	8,650,847	-	10,344,750
14,709	2,059,522	3,530,229	35,870,755
8,472	3,092,105	-	6,368,926
<u>61,652,931</u>	<u>16,111,326</u>	<u>52,889,590</u>	<u>188,906,918</u>
<u>1,553,281</u>	<u>494,434</u>	<u>(2,930,394)</u>	<u>5,461,979</u>
(1,523,297)	(340,682)	(931,398)	(3,356,414)
54,210	995,125	-	1,366,139
<u>(1,469,087)</u>	<u>654,443</u>	<u>(931,398)</u>	<u>(1,990,275)</u>
84,194	1,148,877	(3,861,792)	3,471,704
584,846	-	-	584,846
-	-	(584,846)	(2,500,586)
<u>669,040</u>	<u>1,148,877</u>	<u>(4,446,638)</u>	<u>1,555,964</u>
<u>83,248,933</u>	<u>34,286,567</u>	<u>48,310,873</u>	<u>177,399,414</u>
<u>\$ 83,917,973</u>	<u>\$ 35,435,444</u>	<u>\$ 43,864,235</u>	<u>\$ 178,955,378</u>

Pinellas County, Florida
COMBINING STATEMENT OF CASH FLOWS
INTERNAL SERVICE FUNDS
For the year ended September 30, 2022

	<u>Board of County Commissioners</u>	
	<u>Business Technology Services</u>	<u>Risk Financing</u>
CASH FLOWS FROM OPERATING ACTIVITIES:		
Receipts from customers	\$ 44,581,132	\$ 20,017,322
Payments to suppliers	(22,567,816)	(16,384,308)
Payments to employees	(20,231,513)	(4,080,520)
Cash received from other sources	34,359	247,407
Net cash provided (used) by operating activities	<u>1,816,162</u>	<u>(200,099)</u>
CASH FLOWS FROM NON-CAPITAL FINANCING ACTIVITIES:		
Transfers in	-	-
Transfers out	(1,915,740)	-
Net cash provided (used) by noncapital financing activities	<u>(1,915,740)</u>	<u>-</u>
CASH FLOWS FROM CAPITAL AND RELATED FINANCING ACTIVITIES:		
Acquisition and construction of capital assets	(1,882,172)	-
Proceeds from sale of capital assets	430	-
Net cash provided (used) by capital and related financing activities	<u>(1,881,742)</u>	<u>-</u>
CASH FLOWS FROM INVESTING ACTIVITIES:		
Withdrawals from investment pool	5,253,358	15,580,026
Deposits to investment pool	(4,173,538)	(6,800,403)
Interest received on investments	114,478	250,999
Sale of investments	-	-
Purchase of investments	-	-
Net cash provided (used) by investing activities	<u>1,194,298</u>	<u>9,030,622</u>
Net change in cash and cash equivalents	(787,022)	8,830,523
Cash and cash equivalents at beginning of year	<u>1,881,642</u>	<u>3,198,079</u>
Cash and cash equivalents at end of year	<u>\$ 1,094,620</u>	<u>\$ 12,028,602</u>

See accompanying independent auditor's report.

<u>Employee Health Benefits</u>	<u>Fleet Management</u>	<u>Sheriff's Health Benefits</u>	<u>Total</u>
\$ 63,311,426	\$ 16,678,167	\$ 49,353,371	\$ 193,941,418
(4,595,606)	(10,453,214)	(52,065,257)	(106,066,201)
(58,411,681)	(2,316,977)	-	(85,040,691)
54,210	337,520	-	673,496
<u>358,349</u>	<u>4,245,496</u>	<u>(2,711,886)</u>	<u>3,508,022</u>
584,846	-	-	584,846
-	-	(584,846)	(2,500,586)
<u>584,846</u>	<u>-</u>	<u>(584,846)</u>	<u>(1,915,740)</u>
-	(4,447,274)	-	(6,329,446)
-	970,532	-	970,962
<u>-</u>	<u>(3,476,742)</u>	<u>-</u>	<u>(5,358,484)</u>
42,107,276	8,897,352	-	71,838,012
(32,092,942)	(6,639,111)	(1,010,770)	(50,716,764)
891,390	174,200	1,010,770	2,441,837
-	-	2,435,896	2,435,896
<u>-</u>	<u>-</u>	<u>(2,435,896)</u>	<u>(2,435,896)</u>
<u>10,905,724</u>	<u>2,432,441</u>	<u>-</u>	<u>23,563,085</u>
11,848,919	3,201,195	(3,296,732)	19,796,883
<u>16,948,005</u>	<u>3,010,314</u>	<u>20,199,219</u>	<u>45,237,259</u>
<u>\$ 28,796,924</u>	<u>\$ 6,211,509</u>	<u>\$ 16,902,487</u>	<u>\$ 65,034,142</u>

Pinellas County, Florida
COMBINING STATEMENT OF CASH FLOWS
INTERNAL SERVICE FUNDS
For the year ended September 30, 2022

	Board of County Commissioners	
	Business Technology Services	Risk Financing
Reconciliation of operating income (loss) to net cash provided (used) by operating activities:		
Operating income (loss)	\$ 3,565,003	\$ 2,779,655
Adjustments to reconcile operating income (loss) to net cash provided (used) by operating activities:		
Depreciation expense	3,266,437	1,912
Miscellaneous nonoperating revenue (expense)	34,359	247,407
Changes in assets and liabilities:		
Accounts receivable	(3,195)	(775)
Inventory	-	-
Due from other funds	10,464	(6,273)
Due from other governments	(499)	-
Prepaid expenses and other assets	(1,503,265)	(687,620)
Pension-related deferred outflows	(589,408)	(8,977)
Vouchers payable	(669,273)	33,656
Due to other funds	-	(3,640)
Due to other governments	(30,368)	(2,646)
Accrued and other liabilities	60,596	(2,385,772)
OPEB liability	(12,099,108)	(780,198)
Net pension liability	8,955,265	416,354
Pension-related deferred inflows	(7,787,598)	(453,025)
OPEB related deferred outflows	376,754	19,373
OPEB related deferred inflows	8,229,998	630,470
Total adjustments	(1,748,841)	(2,979,754)
Net cash provided (used) by operating activities	\$ 1,816,162	\$ (200,099)
Non-cash investing, capital and financing activities:		
Change in fair value of investments	\$ (259,698)	\$ (643,454)
Purchase of capital assets on account	-	-

See accompanying independent auditor's report.

<u>Employee Health Benefits</u>	<u>Fleet Management</u>	<u>Sheriff's Health Benefits</u>	<u>Total</u>
\$ 1,553,281	\$ 494,434	\$ (2,930,394)	\$ 5,461,979
8,472	3,092,105	-	6,368,926
54,210	337,520	-	673,496
(45,001)	(5,111)	(162,712)	(216,794)
-	(77,600)	-	(77,600)
147,645	106,963	-	258,799
2,570	(29,445)	1,524,839	1,497,465
-	-	307,497	(1,883,388)
(13,763)	(43,722)	-	(655,870)
(672,388)	896,872	(587,809)	(998,942)
(584,846)	-	-	(588,486)
-	-	-	(33,014)
(120,092)	38,830	(863,307)	(3,269,745)
(135,341)	(1,777,532)	-	(14,792,179)
92,346	901,902	-	10,365,867
(42,369)	(861,498)	-	(9,144,490)
3,314	60,159	-	459,600
110,311	1,111,619	-	10,082,398
<u>(1,194,932)</u>	<u>3,751,062</u>	<u>218,508</u>	<u>(1,953,957)</u>
<u>\$ 358,349</u>	<u>\$ 4,245,496</u>	<u>\$ (2,711,886)</u>	<u>\$ 3,508,022</u>
\$ (2,390,521)	\$ (509,221)	\$ -	\$ (3,802,894)
-	188,118	-	188,118

This page intentionally left blank.

FIDUCIARY FUNDS

CUSTODIAL FUNDS

CLERK OF THE CIRCUIT COURT AND COMPTROLLER

Trust - to account for the receipt and subsequent activity of monies temporarily held for others. The monies include deposits in court registry pursuant to court findings, traffic fines to be remitted to cities, intangible and documentary taxes collected to be distributed to the State of Florida, court ordered bonds, and other miscellaneous items.

SHERIFF

Individual Depositors- to account for the receipt and subsequent activity of monies temporarily held for others.

Inmate Trust – to account for the receipt and subsequent activity of monies temporarily held for inmates of the County jail system.

TAX COLLECTOR

Tax Collection - to account for: (1) ad valorem property taxes collected from property owners throughout the County and distributed to the School Board, municipalities in the County, and independent tax districts and (2) monies collected from vehicle owners for vehicle license tags. These monies are then remitted to the State of Florida.

Pinellas County, Florida
 COMBINING STATEMENT OF FIDUCIARY NET POSITION
 CUSTODIAL FUNDS
 September 30, 2022

	Clerk of the Circuit Court and Comptroller	Sheriff	
	<u>Trust</u>	<u>Individual Depositors</u>	<u>Inmate Trust</u>
ASSETS			
Cash	\$ 36,969,671	\$ 26,415	\$ 329,733
Accounts and notes receivable, net	-	67	10,566
Due from other governments	19,022	-	-
Total assets	<u>36,988,693</u>	<u>26,482</u>	<u>340,299</u>
LIABILITIES			
Vouchers payable	-	-	173,854
Due to other governments	5,640,294	-	-
Deposits and other current liabilities	-	-	-
Total liabilities	<u>5,640,294</u>	<u>-</u>	<u>173,854</u>
NET POSITION			
Restricted for:			
Individuals, organizations, and other governments	<u>\$ 31,348,399</u>	<u>\$ 26,482</u>	<u>\$ 166,445</u>

See accompanying independent auditor's report.

<u>Tax Collector</u>	
<u>Tax Collection</u>	<u>Total</u>
\$ 26,233,325	\$ 63,559,144
5,181,897	5,192,530
13,133	32,155
<u>31,428,355</u>	<u>68,783,829</u>
-	173,854
30,460,244	36,100,538
968,111	968,111
<u>31,428,355</u>	<u>37,242,503</u>
<u>\$ -</u>	<u>\$ 31,541,326</u>

Pinellas County, Florida
COMBINING STATEMENT OF CHANGES IN FIDUCIARY NET POSITION
CUSTODIAL FUNDS
For the year ended September 30, 2022

	Clerk of the Circuit Court and Comptroller	Sheriff	
	Trust	Individual Depositor	Inmate Trust
ADDITIONS			
Fees and other amounts collected on behalf of other governments	\$ 487,456,861	\$ -	\$ -
Receipt of registry for court from citizens	64,590,988	-	-
Bonds, deposits and other court related collections	93,979,587	-	-
Civil Levies & fine deposits	-	13,502,404	-
Unclaimed funds	-	21,689	-
Inmate deposits	-	-	7,140,162
Property taxes and fees collected, other governments	-	-	-
Property taxes and fees collected, individuals and businesses	-	-	-
License and tag fees collected, other governments	-	-	-
License and tag fees collected, individuals and businesses	-	-	-
Miscellaneous fees collected	-	-	-
	<u>646,027,436</u>	<u>13,524,093</u>	<u>7,140,162</u>
DEDUCTIONS			
Fees and other amounts distributed to other governments	487,456,861	-	-
Disbursement of registry for court from citizens	67,266,108	-	-
Bonds, deposits and other court related distributions	92,955,530	-	-
Civil levies & fine payments	-	13,515,765	-
Unclaimed funds	-	22,472	-
Inmate withdrawals	-	-	7,091,222
Property taxes and fees distributed, other governments	-	-	-
Property taxes and fees distributed, individuals and businesses	-	-	-
License and tag fees distributed, other governments	-	-	-
License and tag fees distributed, individuals and businesses	-	-	-
Miscellaneous fees distributed	-	-	-
	<u>647,678,499</u>	<u>13,538,237</u>	<u>7,091,222</u>
Change in net position	(1,651,063)	(14,144)	48,940
Net position (deficit) - beginning	32,999,462	40,626	117,505
Net position (deficit) - ending	<u>\$ 31,348,399</u>	<u>\$ 26,482</u>	<u>\$ 166,445</u>

See accompanying independent auditor's report.

This page intentionally left blank.

III: STATISTICAL SECTION

This section of the report provides statement readers with additional historical perspective and detail to assist in understanding what the information in the financial statements and notes say about the County's economic condition.

	Pages
Financial Trend Information	163-170
These schedules contain information to assist readers in understanding and assessing how the County's financial performance and financial position have changed over time.	
Revenue Capacity Information	171-176
These schedules contain information to assist readers in understanding and assessing factors affecting the County's most significant local revenue source, property taxes.	
Debt Capacity Information	177-179
These schedules contain information to assist readers in understanding and assessing the County's debt burden and its ability to issue additional debt in the future.	
Demographic and Economic Information	180-182
These schedules provide leaders information to assist in understanding and assessing the socioeconomic environment in which the County operates.	
Operating Information	183-185
These schedules provide operating indicators and capital asset data to assist readers in understanding how the information contained in this financial report relates to the services the County provides and the activities it performs.	

SCHEDULE 1

Pinellas County, Florida NET POSITION BY COMPONENT

Last Ten Fiscal Years
(Accrual Basis of Accounting)
(dollars in thousands)

	Fiscal Year			
	2013	2014	2015	2016
GOVERNMENTAL ACTIVITIES				
Net investment in capital assets	\$ 1,839,336	\$ 1,895,452	\$ 1,884,829	\$ 1,884,979
Restricted	183,841	200,453	270,318	346,076
Unrestricted (deficit)	<u>(62,337)</u>	<u>(96,605)</u>	<u>(365,183)</u>	<u>(402,939)</u>
Total governmental activities net position	<u>1,960,840</u>	<u>1,999,300</u>	<u>1,789,964</u>	<u>1,828,116</u>
BUSINESS-TYPE ACTIVITIES				
Net investment in capital assets	1,163,552	1,159,912	1,161,321	1,208,845
Restricted for:	4,728	6,267	6,356	7,477
Unrestricted (deficit)	<u>338,181</u>	<u>365,066</u>	<u>375,391</u>	<u>377,679</u>
Total business-type activities net position	<u>1,506,461</u>	<u>1,531,245</u>	<u>1,543,068</u>	<u>1,594,001</u>
PRIMARY GOVERNMENT				
Net investment in capital assets	3,002,888	3,055,364	3,046,150	3,093,824
Restricted	188,569	206,720	276,674	353,553
Unrestricted (deficit)	<u>275,844</u>	<u>268,461</u>	<u>10,208</u>	<u>(25,260)</u>
Total primary government net position	<u>\$ 3,467,301</u>	<u>\$ 3,530,545</u>	<u>\$ 3,333,032</u>	<u>\$ 3,422,117</u>

Fiscal Year					
2017	2018	2019	2020	2021	2022
\$ 1,926,211	\$ 1,984,768	\$ 2,001,065	\$ 2,037,594	\$ 2,060,959	\$ 2,100,070
359,828	344,174	395,598	325,254	400,974	576,754
<u>(453,409)</u>	<u>(859,644)</u>	<u>(894,510)</u>	<u>(817,331)</u>	<u>(676,815)</u>	<u>(651,024)</u>
<u>1,832,630</u>	<u>1,469,298</u>	<u>1,502,153</u>	<u>1,545,517</u>	<u>1,785,118</u>	<u>2,025,800</u>
1,279,701	1,359,345	1,408,140	1,441,448	1,468,778	1,472,883
7,357	8,338	8,171	9,600	10,440	13,643
<u>372,117</u>	<u>300,625</u>	<u>313,390</u>	<u>352,035</u>	<u>405,308</u>	<u>493,548</u>
<u>1,659,175</u>	<u>1,668,308</u>	<u>1,729,701</u>	<u>1,803,083</u>	<u>1,884,526</u>	<u>1,980,074</u>
3,205,912	3,344,113	3,409,205	3,479,042	3,529,737	3,572,953
367,185	352,512	403,769	334,854	411,414	590,397
<u>(81,292)</u>	<u>(559,019)</u>	<u>(581,120)</u>	<u>(465,296)</u>	<u>(271,507)</u>	<u>(157,476)</u>
<u>\$ 3,491,805</u>	<u>\$ 3,137,606</u>	<u>\$ 3,231,854</u>	<u>\$ 3,348,600</u>	<u>\$ 3,669,644</u>	<u>\$ 4,005,874</u>

SCHEDULE 2

Pinellas County, Florida CHANGES IN NET POSITION

Last Ten Fiscal Years
(Accrual Basis of Accounting)
(dollars in thousands)

	Fiscal Year			
	2013	2014	2015	2016
EXPENSES				
Governmental activities:				
General government	\$ 163,160	\$ 165,381	\$ 160,319	\$ 188,539
Public safety	408,627	429,479	437,704	476,917
Physical environment	21,440	32,596	35,054	37,867
Transportation	49,769	48,388	55,497	57,663
Economic environment	45,840	48,329	58,007	63,128
Human services	61,140	62,658	60,527	62,431
Culture and recreation	29,149	27,831	25,973	33,239
Interest and fiscal charges	7,036	7,857	8,826	827
Total governmental activities expenses	<u>786,161</u>	<u>822,519</u>	<u>841,907</u>	<u>920,611</u>
Business-type activities:				
Water System	92,234	87,677	84,925	81,121
Sewer System	61,380	63,501	65,040	65,519
Solid Waste System	65,769	85,572	92,079	78,538
Airport	12,758	13,147	14,172	15,397
Total business-type activities expenses	<u>232,141</u>	<u>249,897</u>	<u>256,216</u>	<u>240,575</u>
Total primary government expenses	<u>1,018,302</u>	<u>1,072,416</u>	<u>1,098,123</u>	<u>1,161,186</u>
PROGRAM REVENUES				
Governmental activities:				
Charges for services:				
General government	53,742	69,531	70,703	74,359
Public safety	86,031	92,819	93,881	95,194
Economic environment	13,531	11,882	10,663	15,799
Other activities	21,708	32,095	50,269	37,328
General government	117,382	101,430	109,404	110,630
PR Capital grants and contrib-GG	9,763	19,404	3,173	16,860
Total governmental activities program revenues	<u>302,157</u>	<u>327,161</u>	<u>338,093</u>	<u>350,170</u>
Business-type activities:				
Charges for services:				
Water System	88,464	91,966	90,232	89,999
Sewer System	66,039	70,767	74,540	75,367
Solid Waste System	86,910	93,102	93,825	96,903
Airport	10,253	10,982	12,811	13,795
PR Oprtg grants and contrib-Water system	244	-	-	89
PR Capital Grants and Contrib-Water system	4,905	7,864	18,533	15,355
Total business-type activities program revenues	<u>256,815</u>	<u>274,681</u>	<u>289,941</u>	<u>291,508</u>
Total primary government program revenues	<u>558,972</u>	<u>601,842</u>	<u>628,034</u>	<u>641,678</u>
NET (EXPENSE)/REVENUE				
Governmental activities	(484,004)	(495,358)	(503,814)	(570,441)
Business-type activities	24,674	24,784	33,725	50,933
Total primary government net expense	<u>(459,330)</u>	<u>(470,574)</u>	<u>(470,089)</u>	<u>(519,508)</u>
GENERAL REVENUES AND OTHER CHANGES IN NET POSITION				
Governmental activities:				
Taxes:				
Property taxes	360,708	385,583	410,220	436,414
Sales taxes	80,877	84,789	89,531	92,990
Tourist development taxes	31,098	35,053	39,323	49,502
Fuel taxes	16,840	16,823	17,371	17,861
Communication service tax	10,630	10,581	10,290	9,690
Miscellaneous	-	-	-	-
Transfers in (out)	-	-	-	-
Investment income	1,986	989	1,545	2,136
Total governmental activities	<u>502,139</u>	<u>533,818</u>	<u>568,280</u>	<u>608,593</u>
Business-type activities:				
Special items	-	-	(2,658)	-
Transfers in (out)	-	-	-	-
Miscellaneous	-	-	-	-
Investment income	-	-	-	-
Total business-type activities	<u>-</u>	<u>-</u>	<u>(2,658)</u>	<u>-</u>
Total primary government	<u>502,139</u>	<u>533,818</u>	<u>565,622</u>	<u>608,593</u>
CHANGE IN NET POSITION				
Governmental activities	18,135	38,460	64,466	38,152
Business-type activities	24,674	24,784	31,067	50,933
Total primary government	<u>\$ 42,809</u>	<u>\$ 63,244</u>	<u>\$ 95,533</u>	<u>\$ 89,085</u>

Fiscal Year

	2017	2018	2019	2020	2021	2022
\$	191,832	\$ 189,938	\$ 205,955	\$ 218,548	\$ 194,238	\$ 191,605
	512,824	540,339	591,729	649,516	645,669	642,191
	38,556	39,946	45,054	38,814	42,237	44,722
	86,506	78,137	86,530	69,150	71,997	68,289
	62,250	87,828	101,259	101,593	70,886	74,687
	66,890	66,339	67,358	65,740	63,033	64,253
	30,562	31,659	31,750	31,675	38,258	34,945
	846	868	384	297	312	215
	<u>990,266</u>	<u>1,035,054</u>	<u>1,130,019</u>	<u>1,175,333</u>	<u>1,126,630</u>	<u>1,120,907</u>
	81,505	84,751	88,809	88,079	88,743	90,773
	67,957	70,090	72,815	72,926	71,997	74,704
	83,797	91,435	88,952	84,230	89,487	81,998
	17,866	19,247	21,414	21,193	23,932	24,630
	<u>251,125</u>	<u>265,523</u>	<u>271,990</u>	<u>266,428</u>	<u>274,159</u>	<u>272,105</u>
	<u>1,241,391</u>	<u>1,300,577</u>	<u>1,402,009</u>	<u>1,441,761</u>	<u>1,400,789</u>	<u>1,393,012</u>
	73,195	71,918	73,083	71,158	78,685	74,401
	103,922	107,772	112,788	115,892	118,610	139,004
	11,411	12,232	42,003	13,539	10,199	2,076
	40,485	42,724	45,816	46,596	48,475	40,153
	112,661	118,269	129,247	185,860	259,002	197,028
	5,353	10,551	11,065	18,293	8,013	2,988
	<u>347,027</u>	<u>363,466</u>	<u>414,002</u>	<u>451,338</u>	<u>522,984</u>	<u>455,650</u>
	90,178	94,325	96,363	94,904	96,782	95,784
	80,441	78,534	82,105	88,527	95,010	105,470
	101,802	107,171	113,914	116,901	124,454	126,788
	17,215	19,536	24,099	15,872	17,576	12,529
	560	51	350	4,083	7,707	7,165
	13,981	11,378	16,552	19,521	14,073	10,143
	<u>304,177</u>	<u>310,995</u>	<u>333,383</u>	<u>339,808</u>	<u>355,602</u>	<u>357,879</u>
	<u>651,204</u>	<u>674,461</u>	<u>747,385</u>	<u>791,146</u>	<u>878,586</u>	<u>813,529</u>
	(643,239)	(671,588)	(716,017)	(723,995)	(603,646)	(665,257)
	53,052	45,472	61,393	73,380	81,443	85,774
	<u>(590,187)</u>	<u>(626,116)</u>	<u>(654,624)</u>	<u>(650,615)</u>	<u>(522,203)</u>	<u>(579,483)</u>
	467,876	504,585	543,977	584,609	626,386	653,004
	94,951	99,257	103,244	98,094	115,313	133,779
	54,787	59,718	63,083	48,804	73,086	95,434
	18,013	18,059	17,988	16,288	16,945	17,193
	9,425	8,909	8,691	8,951	7,920	8,203
	-	-	-	-	-	6,146
	400	950	-	-	-	(67)
	2,301	3,797	11,890	10,613	548	(7,753)
	<u>647,753</u>	<u>695,275</u>	<u>748,873</u>	<u>767,359</u>	<u>840,198</u>	<u>905,939</u>
	12,522	-	-	-	-	-
	(400)	(950)	-	-	-	67
	-	-	-	-	-	7,954
	-	-	-	-	-	1,754
	<u>12,122</u>	<u>(950)</u>	<u>-</u>	<u>-</u>	<u>-</u>	<u>9,775</u>
	<u>659,875</u>	<u>694,325</u>	<u>748,873</u>	<u>767,359</u>	<u>840,198</u>	<u>915,714</u>
	4,514	23,687	32,856	43,364	236,552	240,682
	65,174	44,522	61,393	73,380	81,443	95,549
\$	<u>69,688</u>	<u>68,209</u>	<u>94,249</u>	<u>116,744</u>	<u>317,995</u>	<u>336,231</u>

SCHEDULE 3

Pinellas County, Florida

FUND BALANCES OF GOVERNMENTAL FUNDS

Last Ten Fiscal Years

(Modified Accrual Basis of Accounting)

(dollars in thousands)

	Fiscal Year			
	2013	2014	2015	2016
GENERAL FUND				
Nonspendable	\$ 47	\$ 53	\$ 388	\$ 412
Restricted	-	-	-	-
Committed	27,200	28,500	-	-
Assigned	54,600	58,100	28,498	31,878
Unassigned	29,320	30,574	98,593	92,046
Total general fund	<u>\$ 111,167</u>	<u>\$ 117,227</u>	<u>\$ 127,479</u>	<u>\$ 124,336</u>
ALL OTHER GOVERNMENTAL FUNDS				
Nonspendable	\$ 3,186	\$ 3,614	\$ 4,245	\$ 4,192
Restricted	158,527	170,617	224,503	287,303
Committed	8,506	6,305	9,244	11,515
Assigned	-	5,602	4,926	5,414
Total all other governmental funds	<u>\$ 170,219</u>	<u>\$ 186,138</u>	<u>\$ 242,918</u>	<u>\$ 308,424</u>

Fiscal Year					
2017	2018	2019	2020	2021	2022
\$ 474	\$ 581	\$ 607	\$ 8,090	\$ 1,457	\$ 617
-	-	-	-	3,023	-
-	-	-	-	-	-
31,021	15,619	28,301	123,942	107,402	53,241
<u>85,363</u>	<u>102,162</u>	<u>116,321</u>	<u>57,288</u>	<u>142,129</u>	<u>188,851</u>
<u>\$ 116,858</u>	<u>\$ 118,362</u>	<u>\$ 145,229</u>	<u>\$ 189,320</u>	<u>\$ 254,011</u>	<u>\$ 242,709</u>
\$ 4,574	\$ 6,181	\$ 6,726	\$ 7,564	\$ 6,938	\$ 5,959
287,132	308,857	327,386	348,572	418,090	615,386
14,637	1,226	1,346	1,460	2,008	2,593
<u>6,279</u>	<u>4,171</u>	<u>652</u>	<u>-</u>	<u>-</u>	<u>-</u>
<u>\$ 312,622</u>	<u>\$ 320,435</u>	<u>\$ 336,110</u>	<u>\$ 357,596</u>	<u>\$ 427,036</u>	<u>\$ 623,938</u>

SCHEDULE 4

Pinellas County, Florida

CHANGES IN FUND BALANCES OF GOVERNMENTAL FUNDS

Last Ten Fiscal Years
(Modified Accrual Basis of Accounting)
(dollars in thousands)

	Fiscal Year			
	2013	2014	2015	2016
REVENUES				
Taxes	\$ 500,153	\$ 532,829	\$ 566,735	\$ 606,456
Licenses and permits	6,294	6,555	7,064	7,793
Intergovernmental	127,569	121,024	112,577	127,490
Charges for services	116,543	130,583	135,847	139,773
Fines and forfeitures	4,771	8,988	7,327	7,052
Special assessments	2,490	18,683	21,130	20,716
Impact fees	1,348	1,789	1,578	2,140
Investment income (loss)	2,214	1,279	2,367	3,106
Miscellaneous	39,832	38,933	50,480	37,390
Total revenues	<u>801,214</u>	<u>860,663</u>	<u>905,105</u>	<u>951,916</u>
EXPENDITURES				
General government	153,769	153,404	159,441	165,282
Public safety	369,337	380,091	402,968	434,088
Physical environment	14,203	22,922	25,471	24,782
Transportation	25,789	23,974	28,390	31,280
Economic environment	39,632	47,337	54,055	63,659
Human services	62,576	64,298	60,375	65,245
Culture and recreation	24,389	22,792	23,821	24,342
Capital outlay	126,652	120,015	75,810	77,464
Debt service				
Principal retirement	453	976	2,751	3,946
Interest and fiscal charges	7,036	7,857	8,756	768
Total expenditures	<u>823,836</u>	<u>843,666</u>	<u>841,838</u>	<u>890,856</u>
Excess (deficiency) of revenues over (under) expenditures	<u>(22,622)</u>	<u>16,997</u>	<u>63,267</u>	<u>61,060</u>
OTHER FINANCING SOURCES (USES)				
Proceeds from financed purchases	3,400	6,482	5,520	3,577
Distribution of excess court revenue to the State	-	-	-	-
Installment contract proceeds	-	-	-	-
Leases	-	-	-	-
Transfers in	285,545	300,802	318,820	339,544
Transfers out	(287,757)	(302,802)	(320,820)	(341,544)
Total other financing sources (uses)	<u>1,188</u>	<u>4,482</u>	<u>3,520</u>	<u>1,577</u>
Net change in fund balances	<u>\$ (21,434)</u>	<u>\$ 21,479</u>	<u>\$ 66,787</u>	<u>\$ 62,637</u>

Debt service as a percentage of noncapital expenditures	1 %	1 %	2 %	1 %
---	-----	-----	-----	-----

Fiscal Year

	2017	2018	2019	2020	2021	2022
\$	645,051	\$ 690,529	\$ 736,983	\$ 756,746	\$ 839,650	\$ 907,613
	8,385	8,738	8,358	8,870	9,651	11,137
	118,017	129,589	137,670	205,617	266,739	199,638
	146,174	149,660	149,461	144,602	158,572	173,993
	7,286	7,536	6,295	5,997	6,431	7,137
	21,522	21,685	21,631	21,639	21,601	21,719
	1,940	2,079	1,953	1,643	2,525	3,366
	4,053	6,316	19,851	16,988	2,931	(10,825)
	41,631	42,975	44,641	51,456	58,306	60,195
	<u>994,059</u>	<u>1,059,107</u>	<u>1,126,843</u>	<u>1,213,558</u>	<u>1,366,406</u>	<u>1,373,973</u>
	171,178	176,202	188,287	195,381	202,329	209,410
	458,742	486,430	514,380	568,624	670,697	606,842
	26,826	27,512	33,379	28,530	32,916	32,112
	59,078	49,977	58,996	40,829	43,509	38,821
	60,910	87,147	99,729	99,799	71,093	73,611
	67,548	65,808	65,944	64,400	64,147	64,139
	24,126	26,191	26,472	26,699	32,054	30,696
	123,787	130,018	104,248	115,256	117,363	125,744
	4,395	5,506	5,345	6,133	7,572	10,238
	794	817	333	297	311	664
	<u>997,384</u>	<u>1,055,608</u>	<u>1,097,113</u>	<u>1,145,948</u>	<u>1,241,991</u>	<u>1,192,277</u>
	<u>(3,325)</u>	<u>3,499</u>	<u>29,730</u>	<u>67,610</u>	<u>124,415</u>	<u>181,696</u>
	2,622	6,127	14,200	-	-	-
	-	-	-	(35)	-	-
	-	-	-	-	6,703	-
	-	-	-	-	-	2,055
	363,021	370,158	399,499	408,500	417,409	544,275
	<u>(365,571)</u>	<u>(371,208)</u>	<u>(401,499)</u>	<u>(410,500)</u>	<u>(417,445)</u>	<u>(542,426)</u>
	<u>72</u>	<u>5,077</u>	<u>12,200</u>	<u>(2,035)</u>	<u>6,667</u>	<u>3,904</u>
\$	<u><u>(3,253)</u></u>	<u><u>8,576</u></u>	<u><u>41,930</u></u>	<u><u>65,575</u></u>	<u><u>131,082</u></u>	<u><u>185,600</u></u>
	1 %	1 %	1 %	1 %	1 %	1 %

SCHEDULE 5

Pinellas County, Florida

ASSESSED VALUE AND ESTIMATED ACTUAL VALUE OF TAXABLE PROPERTY

Last Ten Fiscal Years
(dollars in thousands)

Fiscal Year	Estimated Actual Value (a)			Exemptions (b)		
	Real Property	Personal Property	Centrally Assessed Property	Real Property	Personal Property	Centrally Assessed Property
2013	\$ 68,148,968	\$ 5,297,509	\$ 9,551	\$ 17,883,079	\$ 1,221,707	\$ 932
2014	69,909,285	5,367,059	10,072	17,977,408	1,215,274	1,036
2015	73,533,761	5,380,827	10,431	18,143,724	1,129,342	1,103
2016	77,758,860	5,446,116	10,610	18,479,637	1,135,548	1,179
2017	82,469,890	5,495,189	11,267	18,681,007	1,122,875	1,235
2018	88,007,452	5,792,668	11,158	19,144,820	1,161,984	1,303
2019	94,452,257	6,358,567	11,634	19,820,511	1,624,365	1,370
2020	101,170,285	6,448,936	11,221	20,657,790	1,502,659	1,129
2021	108,411,651	6,721,553	12,347	21,770,883	1,647,651	1,160
2022	115,905,556	6,488,881	12,583	22,981,735	1,462,746	1,103

Source: Pinellas County Property Appraiser Revised Recap of Ad Valorem Assessment tools of Pinellas County, Form DR-403V

- (a) Section 192.001(2), Florida Statutes, defines assessed value of property as "an annual determination of the just or fair market of an items or property..." Therefore, grossed assessed value is "Estimated Actual Value". Assessed value is estimated and adjusted annually with a physical inspection every third year.
- (b) Exemptions are provided for agricultural government, institutional and historic preservation property. Exemptions available solely to residential property include, but are not limited to, widows/widowers, disabled/blind, \$25,000 homestead differential (capped values).
- (c) Centrally assessed property is property that is assessed by the State of Florida rather than by the Property Appraiser since the property is located in more than one county.
- (d) Total Direct Rate is the average of the direct rates levied (taxes levied to total taxable value).

Taxable Assessed Value

<u>Real Property</u>	<u>Personal Property</u>	<u>Centrally Assessed Property (c)</u>	<u>Total</u>	<u>Total Direct Tax Rate (d)</u>
\$ 50,265,889	\$ 4,075,802	\$ 8,619	\$ 54,350,310	6.858
51,931,877	4,151,785	9,036	56,092,698	7.104
55,390,037	4,251,485	9,328	59,650,850	7.107
59,279,223	4,310,568	9,431	63,599,222	7.094
63,788,883	4,372,314	10,032	68,171,229	7.086
68,862,632	4,630,684	9,855	73,503,171	7.096
74,631,746	4,734,202	10,264	79,376,212	7.085
80,512,495	4,946,277	10,092	85,468,864	7.070
86,640,768	5,073,902	11,187	91,725,857	7.056
92,923,821	5,026,135	11,480	97,961,436	6.889

SCHEDULE 6

Pinellas County, Florida

DIRECT AND OVERLAPPING PROPERTY TAX RATES

Last Ten Fiscal Years

(millage rates expressed to the nearest thousandth)

	Fiscal Year			
	2013	2014	2015	2016
DIRECT RATES (a)				
Countywide				
Pinellas County Government	5.011	5.276	5.276	5.276
Special Revenue:				
Health Department	0.062	0.062	0.062	0.062
Emergency Medical Services	0.916	0.916	0.916	0.916
Total Countywide	<u>5.989</u>	<u>6.254</u>	<u>6.254</u>	<u>6.254</u>
Maximum allowed (b)	<u>10.000</u>	<u>10.000</u>	<u>10.000</u>	<u>10.000</u>
Unincorporated Area				
Municipal Services Tax Units:				
General MSTU	2.086	2.086	2.086	2.086
Feather Sound	0.500	0.500	0.500	0.500
Library Services - Coop	0.444	0.500	0.500	0.500
Eastlake Library Services District	-	0.250	0.250	0.250
Eastlake Recreation District	-	-	0.250	0.250
Palm Harbor	0.500	0.500	0.500	0.500
Belleair Bluffs Fire	1.732	1.732	1.732	1.732
Clearwater Fire	3.209	3.209	3.209	3.209
Dunedin Fire	3.553	3.553	2.922	2.922
Gandy Fire	2.260	2.298	2.298	2.298
High Point Fire	4.192	2.670	2.670	2.670
Largo Fire	3.561	3.561	3.561	3.561
Pinellas Park Fire	2.368	3.016	3.016	3.016
Safety Harbor Fire	2.763	2.812	2.812	2.812
Seminole Fire	1.958	1.958	1.958	1.958
South Pasadena Fire	0.914	0.914	0.914	0.914
Tarpon Springs Fire	2.375	2.375	2.375	2.375
Tierra Verde Fire	1.912	1.912	1.912	1.912
Maximum allowed (b)	<u>10.000</u>	<u>10.000</u>	<u>10.000</u>	<u>10.000</u>
Total Direct Rates (c)	<u>6.858</u>	<u>7.104</u>	<u>7.107</u>	<u>7.094</u>
OVERLAPPING RATES (d)				
Countywide				
School Board	8.302	8.060	7.841	7.770
Pinellas Planning Council	0.013	0.016	0.016	0.016
Juvenile Welfare Board	0.898	0.898	0.898	0.898
Southwest Florida Water Management District	0.393	0.382	0.366	0.349
Not Countywide				
Municipalities				
Lowest	0.665	0.618	0.618	0.728
Highest	6.774	6.770	6.770	6.770
Pinellas Suncoast Transit	0.731	0.731	0.731	0.731
Independent Special Districts:				
Clearwater Downtown Dvlpmt	0.965	0.965	0.965	0.965
East Lake Fire	1.700	1.980	1.980	1.965
Lealman Fire	4.483	4.483	4.483	4.483
Palm Harbor Fire	2.000	2.000	2.000	2.000
Pinellas Park Water Management District	1.651	1.867	1.867	1.867

Source: Pinellas County Property Appraiser Form DR-403CC and DR-403BM

- (a) Direct rates support the ad valorem revenue base recognized by the County.
- (b) Section 200.071, Florida Statutes, a county may not levy in excess of 10 mills, except for voted levies and for services or facilities provided through a municipal services taxing unit (MSTU).
- (c) Total direct rates is the average of the direct rates (taxes levied to total taxable value).
- (d) Overlapping rates are those rates levied by other local governments who apply to all County residents; for example, each incorporated municipality within the County also taxes its respective residents, etc.

Fiscal Year

2017	2018	2019	2020	2021	2022
5.276	5.276	5.276	5.276	5.276	5.130
0.062	0.084	0.084	0.084	0.084	0.079
0.916	0.916	0.916	0.916	0.916	0.916
6.254	6.276	6.276	6.276	6.276	6.125
10.000	10.000	10.000	10.000	10.000	10.000

2.086	2.086	2.086	2.086	2.086	2.857
0.500	0.500	0.700	0.700	0.700	0.700
0.500	0.500	0.500	0.500	0.500	0.500
0.250	0.250	0.250	0.250	0.250	0.250
0.250	0.250	0.250	0.250	0.250	0.250
0.500	0.500	0.500	0.500	0.500	0.500
1.732	1.732	1.732	1.623	1.623	1.460
3.209	3.209	3.209	2.978	2.794	2.616
2.922	2.922	2.922	2.703	2.522	2.000
2.298	2.298	2.298	1.200	1.151	1.068
2.670	2.670	2.670	2.670	2.670	2.670
3.561	3.561	3.561	3.318	3.083	2.913
3.198	3.198	3.198	3.198	3.198	3.198
2.812	2.812	2.812	2.674	2.481	2.000
1.958	1.958	1.958	1.958	1.959	1.729
0.914	0.914	0.914	0.450	0.420	0.290
2.375	2.375	2.375	2.375	2.375	2.375
1.912	1.912	1.912	1.912	1.912	1.911
10.000	10.000	10.000	10.000	10.000	10.000
7.086	7.096	7.096	7.070	7.056	6.886

7.318	7.009	6.727	6.584	6.427	6.325
0.015	0.015	0.015	0.015	0.015	0.015
0.898	0.898	0.898	0.898	0.898	0.898
0.332	0.313	0.296	0.280	0.267	0.254

0.729	0.659	0.674	0.635	0.582	0.545
6.755	6.755	6.755	6.755	6.755	6.656
0.750	0.750	0.750	0.750	0.750	0.750

0.965	0.970	0.970	0.970	0.970	0.970
1.965	1.965	1.965	1.965	1.965	1.965
4.483	5.750	5.750	5.750	5.750	5.750
2.000	2.000	2.000	2.000	2.000	2.000
1.867	1.867	1.867	1.867	1.867	1.867

SCHEDULE 7

Pinellas County, Florida
PRINCIPAL PROPERTY TAXPAYERS

2022 and Nine Years Ago
(dollars in thousands)

Taxpayer	Business	2022		2013	
		Taxable Assessed Value	Percentage of Total County Taxable Assessed Value	Taxable Assessed Value	Percentage of Total County Taxable Assessed Value
Duke Energy Florida, Inc/Florida Power Corporation	Electric Utility	\$ 1,617,007	1.651 %	\$ 1,202,535	2.213 %
Publix Super Markets Inc	Grocery	231,797	0.237 %	155,719	0.287 %
Raymond James & Associates, Inc.	Financial Advisor	163,535	0.167 %	82,113	0.151 %
Wal-Mart Stores East LP	Retail	135,326	0.138 %	72,797	0.134 %
Bellwether Prop Fla	Real Estate	135,069	0.138 %	134,376	0.247 %
Frontier Florida LLC	Communications	133,850	0.137 %		
Spectrum Sunshine State LLC(Formerly Bright House Networks LLC)	Communications	127,080	0.130 %	138,315	0.254 %
Wyndham Vacation resorts	Hospitality	124,415	0.127 %		
Camden USA Inc.	Real Estate	112,789	0.115 %		
BWCW Hospitality LLC	Hospitality	97,663	0.100 %		
Verizon Florida LLC	Communications			210,995	0.388 %
DeBartolo Capital Ptnshp	Shopping Mall	51,225	0.052 %	115,500	0.213 %
Crystal Beach Capital LLC	Investor			67,848	0.125 %
Val-Pak Direct Marketing Sys Inc	Mail Marketing			59,721	0.110 %
Largo Medical	Medical Facility			56,137	0.103 %
Franklin Templeton	Financial Advisor			50,000	0.092 %
		<u>\$ 2,929,756</u>	<u>2.991 %</u>	<u>\$ 2,346,056</u>	<u>4.317 %</u>
Total Taxable Assessed Value		<u>\$ 97,961,436</u>		<u>\$ 54,350,310</u>	

Source: Pinellas County Property Appraiser

Methodology: Top 10 taxpayers identified for Real Property and for Personal Property. Top 10 taxpayers based on the combined values.

SCHEDULE 8

Pinellas County, Florida PROPERTY TAX LEVIES AND COLLECTIONS

Last Ten Fiscal Years
(dollars in thousands)

Fiscal Year Ended September 30,	Taxes Levied for the Fiscal Year (b)	Collected within the Fiscal Year of the Levy (a)		Collections for Prior Years (c)	Total Collections to Date	
		Amount	Percentage of Levy		Amount	Percentage of Levy
2013	\$ 372,759	\$ 350,820	94.11%	\$ 9,888	\$ 360,708	96.77%
2014	398,481	374,910	94.08%	10,673	385,583	96.76%
2015	423,957	399,809	94.30%	10,411	410,220	96.76%
2016	451,175	426,000	94.42%	10,414	436,414	96.73%
2017	483,068	456,748	94.55%	11,128	467,876	96.86%
2018	521,591	493,501	94.61%	11,083	504,584	96.74%
2019	562,370	532,929	94.76%	11,048	543,977	96.73%
2020	604,261	570,584	94.43%	14,024	584,608	96.75%
2021	647,180	614,985	95.03%	11,401	626,386	96.79%
2022	674,823	641,552	95.07%	11,452	653,004	96.77%

Source: Property Appraiser's Form DR-403CC

- (a) Section 197.162, Florida Statutes, provides a 1% per month discount up to 4% for payments received between November and February. Taxes collected after July 1st are categorized as delinquent.
- (b) This is the revenue to be generated based on Pinellas County's direct rates; see Schedule 6.
- (c) All delinquent tax collections received during the year are applied to the year prior to collection, regardless of the year in which the taxes were originally levied.

SCHEDULE 9

Pinellas County, Florida

RATIOS OF OUTSTANDING DEBT BY TYPE

Last Ten Fiscal Years

(dollars in thousands, except per capita)

Fiscal Year Ended September 30,	Governmental Activities			Business-type activities	
	Revenue and Refunding Bonds	Notes Payable	Capital Leases (e)	Sewer Revenue Bonds (c)(d)	Notes From Direct Placements (c)(d)
2013	\$ -	\$ 3,109	\$ -	\$ 106,479	\$ 73,105
2014	-	8,714	116	102,395	72,655
2015	-	11,559	41	94,811	72,190
2016	-	11,208	22	69,060	85,928
2017	-	9,019	438	61,106	83,696
2018	-	9,578	499	58,140	77,470
2019	-	18,634	298	55,095	71,005
2020	-	12,692	615	51,970	64,301
2021	-	12,006	433	-	103,504
2022	-	6,318	35,906	-	92,468

Source: Details regarding the County's outstanding debt can be found in the notes to the financial statements.

- (a) See Schedule 12 for personal income and population data. Current year data was obtained from the Bureau of Economic & Business Research, University of Florida, while prior year data is revised based on information from the Bureau of Economic Analysis, U.S Department of Commerce.
- (b) N/A = Information not available.
- (c) Fiscal years ended 2012-2016, revised sewer revenue bonds amount to include related premiums, discounts and adjustments.
- (d) Fiscal years ended 2012-2020, revised sewer revenue bonds amount to separate sewer revenue bonds and notes from direct placements.
- (e) Implemented GASB Statement No. 87 for the fiscal year ended September 30, 2022.

Total Primary Government	Debt as a Ratio to Personal Income (a) (b)	Debt Per Capita (a)
\$ 182,693	0.45 %	\$ 198
183,880	0.42 %	198
178,601	0.39 %	190
166,218	0.35 %	175
154,259	0.31 %	161
145,687	0.28 %	152
145,032	0.26 %	151
129,578	0.22 %	135
115,943	0.18 %	121
134,692	N/A	138

SCHEDULE 10

Pinellas County, Florida

SEWER SYSTEM REVENUE BOND COVERAGE

Last Ten Fiscal Years

(dollars in thousands)

Fiscal Year	Gross		Net Revenue Available for Debt Service	Debt Service Requirement (b)			Coverage (b)
	Revenues (c)	Expenses (a)		Principal	Interest	Total	
2013	\$ 66,107	\$ 37,724	\$ 28,383	\$ 7,295	\$ 7,158	\$ 14,453	1.96
2014	70,767	38,411	32,356	7,545	6,909	14,454	2.24
2015	74,540	39,969	34,571	7,730	6,726	14,456	2.39
2016	75,367	40,313	35,054	7,935	6,453	14,388	2.44
2017	80,998	42,661	38,337	8,312	5,998	14,310	2.68
2018	78,534	44,607	33,927	8,861	5,768	14,629	2.32
2019	82,105	47,525	34,580	9,205	5,431	14,636	2.36
2020	89,182	47,183	41,999	9,554	5,087	14,641	2.87
2021	95,010	45,980	49,030	10,489	3,798	14,287	3.43
2022	105,470	49,159	56,311	11,036	3,074	14,110	3.99

- (a) Excludes depreciation, amortization, loss on abandonment of capital assets and bond interest expense.
- (b) Principal and interest paid on April 1st and September 30th of the fiscal year.
- (c) Gross revenue has been restated for FY 2021 through FY 2014 to be net of bad debt expense.

SCHEDULE 11

Pinellas County, Florida

DEMOGRAPHICS AND ECONOMIC STATISTICS

Last Ten Fiscal Years

(dollars in thousands)

Fiscal Year	Population (a)	Personal Income (a)	Per Capita Personal Income (a)	School Enrollment (b)	Unemployment Rate (c)
2013 (d)	923,382	\$ 40,511,090	\$ 43,873	122,012	6.70%
2014 (d)	929,781	43,290,210	46,560	125,262	5.70%
2015 (d)	938,823	45,637,022	48,611	127,567	4.80%
2016 (d)	949,869	46,912,934	49,389	127,187	4.50%
2017 (d)	956,426	49,762,378	52,030	126,855	3.70%
2018 (d)	959,108	52,075,175	54,295	125,794	3.20%
2019 (d)	959,435	55,296,982	57,635	117,333	2.90%
2020 (d)	958,752	58,480,515	60,996	109,100	7.30%
2021 (d)	956,615	63,075,440	65,936	106,464	3.50%
2022 (d)	972,852	N/A	N/A	107,153	2.40%

- (a) Current year data was obtained from the Bureau of Economic & Business Research, University of Florida, while prior year data is revised based on information from the Bureau of Economic Analysis, U.S Department of Commerce.
- (b) Source: Pinellas County School Board
- (c) Source: U.S. Department of Labor, September annually (not seasonally adjusted)
- (d) Revised data

SCHEDULE 12

Pinellas County, Florida

PRINCIPAL EMPLOYERS

Current Year and Nine Years Ago

<u>Employer</u>	<u>2022</u>			<u>2013</u>		
	<u>Employees</u>	<u>Rank</u>	<u>Percentage of Total County Employment</u>	<u>Employees</u>	<u>Rank</u>	<u>Percentage of Total County Employment</u>
Baycare (including all hospitals and subsidiaries)	14,300	1	2.77 %			
Pinellas County School Board	14,000	2	2.71 %	15,967	1	3.36 %
Publix	7,300	3	1.41 %			
Raymond James Financial	6,000	4	1.16 %	2,600	6	0.55 %
Pinellas County Government (a)	5,700	5	1.10 %			
Walmart	4,000	6	0.77 %	3,157	3	0.73 %
Bay Pines VA Healthcare System	3,700	7	0.72 %	4,364	2	0.92 %
City of St. Petersburg	3,500	8	0.68 %	3,120	3	0.66 %
Johns Hopkins All Childrens Hospital	3,300	9	0.64 %	2,900	4	0.61 %
St. Petersburg College	2,500	10	0.48 %	2,697	5	0.57 %
Pinellas County Sheriff				2,596	7	0.55 %
Morton Plant Hospital				2,550	8	0.54 %
Mease Hospital				2,100	9	0.44 %
Bayfront Medical Center				2,000	10	0.42 %
Home Shopping Network				2,000	10	0.42 %
Total Employment	516,468			474,980		

Source: Florida Research and Economic Database and Pinellas County Department of Economic Development

(a) Includes employees in the Pinellas County Unified Personnel System and the Pinellas County Sheriff

SCHEDULE 13
Pinellas County, Florida
EMPLOYMENT STATISTICS BY FUNCTION
Last Ten Fiscal Years

Function	Fiscal Year									
	2013	2014	2015	2016	2017	2018	2019	2020	2021	2022
General Government										
Financial Administration	177	202	217	218	215	219	235	222	204	194
Central Administration	168	167	228	223	224	224	235	240	249	247
Judicial Legal	38	34	39	41	40	43	41	44	43	44
General Services	117	119	123	123	126	123	127	140	157	142
Clerk of the Circuit Court	569	546	553	527	505	499	493	493	489	513
Property Appraiser (a)	122	123	123	129	130	130	130	130	130	118
Supervisor of Elections (a)	31	33	35	36	36	40	44	44	45	50
Tax Collector (a)	256	268	268	268	272	272	277	277	281	266
Public Safety										
Sheriff (b)	2,596	2,693	2,682	2,677	2,674	2,710	2,745	2,736	2,661	2,605
Fire	15	14	14	15	15	15	15	15	15	15
Emergency Management	129	119	142	156	164	168	164	162	155	162
Physical environment										
Cooperative Extension	9	9	4	5	2	-	1	2	1	1
Community Services	27	20	22	22	19	21	23	25	28	24
Transportation										
Streets and Highway	152	85	86	95	112	112	116	117	126	125
Public Works (c)	72	45	65	56	42	42	42	43	46	54
Economic Environment ⁵⁴										
Housing and Community Development	47	71	30	29	27	26	29	30	31	33
Tourism	31	32	35	38	41	41	44	43	39	34
Human Services										
Public Welfare	141	149	161	164	156	157	164	167	164	164
Health	158	154	183	181	219	224	222	221	212	206
Culture and Recreation										
Parks and Recreation	158	169	161	186	164	179	178	190	186	201
Airport	37	37	44	46	47	47	45	45	47	45
Sewer	206	226	253	256	254	270	274	273	258	252
Solid Waste	82	71	66	72	72	69	67	71	66	67
Water	187	219	166	166	183	190	194	198	196	198
Total	<u>5,525</u>	<u>5,605</u>	<u>5,700</u>	<u>5,729</u>	<u>5,739</u>	<u>5,821</u>	<u>5,905</u>	<u>5,928</u>	<u>5,829</u>	<u>5,760</u>

Source: Pinellas County Finance Division (full-type and part-time personnel paid), except those referenced otherwise.

(a) Source: Pinellas County Annual Operating and Capital Budget

(b) Source: Pinellas County Sheriff's Office

(c) Restated for 2015

Note: Employment statistics by function based on paid payroll

SCHEDULE 14

Pinellas County, Florida

OPERATING INDICATORS BY FUNCTION/PROGRAM

Last Ten Fiscal Years

Function/Program (a)	Fiscal Year									
	2013	2014	2015	2016	2017	2018	2019	2020	2021	2022
Solid Waste Recycling										
Tons per capita/year	1.43	1.57	1.53	2.11	2.23	2.36	2.47	2.41	2.57	N/A
Pounds per capita/day	7.86	8.59	8.39	11.57	12.23	12.96	13.56	13.19	14.09	N/A
Water										
Reclaimed Water Inspections (d)	1,313	971	883	1,487	1,654	1,550	374	N/A	N/A	N/A
Reclaimed Water Accounts	22,570	22,671	22,736	22,801	22,879	22,938	23,000	23,004	23,037	23,054
Utility Accounts (e)	111,895	112,117	112,445	112,838	112,985	113,152	113,412	113,622	113,785	113,936
Human Services										
Medical Mobile Unit encounters	10,810	12,860	16,476	16,962	24,359	24,381	25,036	13,874	13,620	14,684
Animals adopted/returned to owners, and other live outcomes	6,697	7,077	7,300	6,916	6,968	6,727	6,856	5,100	5,663	4,810
Public Safety										
Consumer complaints	1,163	1,079	1,067	1,120	1,121	1,105	1,109	968	1,040	1,016
Crime Reports (e)	38,570	39,202	40,226	36,536	33,522	28,749	26,305	22,163	21,667	N/A
9-1-1 Calls	530,240	522,920	542,815	580,441	569,036	539,848	537,086	531,666	577,482	527,043
Culture and Recreation										
Park Visitors (in thousands)	16,152	16,228	17,581	18,467	17,773	17,620	18,914	20,113	20,730	20,324
Airport										
Passengers	965,435	1,188,838	1,542,650	1,791,972	1,975,817	2,248,428	2,009,187	1,592,391	1,837,954	2,434,866

Source: Various County departments

- (a) N/A = Information not available
- (b) Emergency Home Energy Assistance Program for the Elderly is no longer administered by Pinellas County
- (c) Information restated in 2015
- (d) Information on reinspections is not available and, starting in 2019, is no longer included in count.
- (e) Restated for 2020

This page intentionally left blank

SCHEDULE 15

Pinellas County, Florida

CAPITAL ASSET AND INFRASTRUCTURE STATISTICS BY FUNCTION/PROGRAM

Last Ten Fiscal Years

Function/Program	Fiscal Year			
	2013	2014	2015	2016
General Government				
Number of buildings	103	104	103	105
Square feet buildings	3,391,293	3,784,059	3,824,580	3,831,699
Fleet vehicles	1,694	1,627	1,852	1,891
Public Safety				
Sheriff's patrol vehicles - marked	532	500	565	486
Sheriff's patrol vehicles - unmarked	53	84	115	105
Radio towers	11	10	10	11
Physical Environment				
Beaches (miles) (d),(e)	8.12	6.10	6.10	6.10
Miles of beaches restored (f)	-	2.90	0.60	-
Preserve acreage owned by County	9,570	9,570	9,570	9,570
Preserve acreage managed by County (includes owned)	15,849	15,849	15,849	15,849
Transportation				
Traffic centerline miles (a)	1,103.50	1,102.60	1,101.00	1,101.00
Economic Environment				
STAR Center - buildings square feet	661,697	661,697	661,697	661,697
STAR Center - land acres	96	96	96	96
Culture and Recreation				
Park acreage (g)	8,196	8,196	8,196	8,196
Shelters	116	116	116	116
Trails - jogging/exercise/nature	77	77	77	77
Playgrounds	16	16	16	16
Paws playgrounds	7	7	7	7
Boat ramps (lanes)	74	74	74	74
Museums and education centers	4	4	4	4
Art in Public Places projects complete	20	20	20	20
Marina	1	1	1	1
Airport				
Number of runways	4	4	2	2
Runways in feet	24,798	24,345	15,633	15,633
Terminal square footage	164,500	164,500	164,500	164,500
Land (acres)	2,200	2,200	2,200	2,200
Sewer				
Number of pumping or lift stations	292	292	297	298
Collection and transmission lines (miles) (b)	946	973	1,123	1,151
Reclaimed water transmission and distribution lines (miles)	421	421	422	425
Number of manholes	22,712	23,034	23,049	23,050
Solid Waste				
Volume developed for landfill use (million cubic yards)	45.72	45.72	57.38	57.38
Remaining available landfill capacity (million cubic yards) (a)	39.49	39.65	38.86	38.61
Reefs	14	14	14	14
Water				
Transmission and distribution lines (miles) (c)	1,752	1,762	1,765	1,722
Maximum daily storage capacity (million gallons)	40	40	37	37
Number of meters in service	111,916	112,126	112,452	112,726

Source: Various County Departments

- (a) Current year data not available.
- (b) Sewer collection and transmission pipeline length reduced due to continued QA/QC on the system and abandoned pipes.
- (c) Potable transmission and distribution pipeline length reduced as a result of defining firelines and private pipelines and converting to their proper classification of service connections in 2011.
- (d) Restated 2014 to remove city accesses that were included in the county owned amounts in prior years.
- (e) Restated 2013 to due to prior years not including beaches within incorporated Pinellas County.
- (f) Restated 2018 and 2019 to indicate annual portion of project.
- (g) Restated 2012 to 2020 due to GIS data inclusion of waterbodies in parcel boundaries and right-of-ways.
- (h) 2022 data includes the number of pumping or lift stations that are maintained in parks.

Fiscal Year					
2017	2018	2019	2020	2021	2022
102	108	108	108	108	108
3,781,719	3,993,165	3,993,165	3,993,165	3,993,165	3,993,165
1,937	1,977	2,006	2,019	2,033	2,061
502	496	536	553	516	555
135	149	139	168	161	246
11	11	11	12	11	10
6.10	6.10	6.10	6.10	6.10	6.10
-	8.10	1.10	-	-	-
9,570	9,570	9,570	9,570	10,823	10,823
15,849	15,849	15,849	15,849	15,450	15,450
1,100.95	1,099.92	1,099.56	1,099.56	1,099.56	-
661,697	661,697	661,697	648,899	648,899	648,899
96	96	96	96	96	96
8,196	8,196	8,196	8,196	8,196	8,196
116	116	116	116	121	121
77	77	77	79	110	125
16	16	16	16	32	32
7	7	7	7	7	7
74	74	74	74	73	73
4	4	4	4	4	4
20	20	20	20	3	3
1	1	1	1	1	1
2	2	2	2	2	2
15,633	15,633	15,633	15,633	15,730	15,730
164,500	164,500	164,500	164,500	164,500	164,500
2,200	2,200	2,200	2,200	2,200	2,200
299	299	299	299	299	332
1,151	1,137	1,138	1,138	1,144	1,146
425	424	424	424	429	429
23,127	23,221	23,107	23,104	23,182	23,257
57.38	57.38	57.38	57.38	57.38	57.38
38.55	40.74	40.60	40.24	39.92	-
15	14	14	14	14	14
1,698	1,684	1,684	1,686	1,699	1,702
37	37	37	37	45	45
112,920	113,177	113,661	113,648	113,811	113,936

IV: COMPLIANCE SECTION

**INDEPENDENT AUDITOR'S REPORT ON INTERNAL CONTROL OVER FINANCIAL REPORTING
AND ON COMPLIANCE AND OTHER MATTERS BASED ON AN AUDIT OF FINANCIAL
STATEMENTS PERFORMED IN ACCORDANCE WITH GOVERNMENT AUDITING STANDARDS**

Distinguished Members of the Board of County Commissioners
Honorable Kenneth P. Burke, Clerk of the Circuit Court and Comptroller
Honorable Mike Twitty, Property Appraiser
Honorable Bob Gualtieri, Sheriff
Honorable Julie Marcus, Supervisor of Elections
Honorable Charles Thomas, Tax Collector
Pinellas County, Florida

We have audited, in accordance with the auditing standards generally accepted in the United States of America and the standards applicable to financial audits contained in *Government Auditing Standards*, issued by the Comptroller General of the United States, the financial statements of the governmental activities, the business-type activities, the aggregate discretely presented component units, each major fund, and the aggregate remaining fund information of Pinellas County, Florida (the "County") as of and for the year ended September 30, 2022, and the related notes to the financial statements, which collectively comprise the County's basic financial statements, and have issued our report thereon dated March 28, 2023. Our report includes a reference to other auditors who audited the financial statements of certain discretely presented component units, as described in our report on the County's financial statements. This report does not include the results of the other auditors testing of internal control over financial reporting and compliance and other matters that are reported on separately by those other auditors.

Report on Internal Control Over Financial Reporting

In planning and performing our audit of the financial statements, we considered the County's internal control over financial reporting (internal control) as a basis for designing audit procedures that are appropriate in the circumstances for the purpose of expressing our opinions on the financial statements, but not for the purpose of expressing an opinion on the effectiveness of the County's internal control. Accordingly, we do not express an opinion on the effectiveness of the County's internal control.

A deficiency in internal control exists when the design or operation of a control does not allow management or employees, in the normal course of performing their assigned functions, to prevent, or detect and correct, misstatements on a timely basis. A *material weakness* is a deficiency, or a combination of deficiencies, in internal control such that there is a reasonable possibility that a material misstatement of the entity's financial statements will not be prevented or detected and corrected on a timely basis. A *significant deficiency* is a deficiency, or a combination of deficiencies, in internal control that is less severe than a material weakness, yet important enough to merit attention by those charged with governance.

Our consideration of internal control was for the limited purpose described in the first paragraph of this section and was not designed to identify all deficiencies in internal control that might be material weaknesses or significant deficiencies. Given these limitations, during our audit we did not identify any deficiencies in internal control that we consider to be material weaknesses. However, material weaknesses or significant deficiencies may exist that have not been identified.

Report on Compliance and Other Matters

As part of obtaining reasonable assurance about whether the County's financial statements are free from material misstatement, we performed tests of its compliance with certain provisions of laws, regulations, contracts, and grant agreements, noncompliance with which could have a direct and material effect on the financial statements. However, providing an opinion on compliance with those provisions was not an objective of our audit, and accordingly, we do not express such an opinion. The results of our tests disclosed no instances of noncompliance or other matters that are required to be reported under *Government Auditing Standards*.

Purpose of this Report

The purpose of this report is solely to describe the scope of our testing of internal control and compliance and the results of that testing, and not to provide an opinion on the effectiveness of the entity's internal control or on compliance. This report is an integral part of an audit performed in accordance with *Government Auditing Standards* in considering the entity's internal control and compliance. Accordingly, this communication is not suitable for any other purpose.



Crowe LLP

Tampa, Florida
March 28, 2023

INDEPENDENT AUDITOR'S REPORT ON COMPLIANCE FOR EACH MAJOR FEDERAL PROGRAM AND STATE FINANCIAL ASSISTANCE PROJECT; REPORT ON INTERNAL CONTROL OVER COMPLIANCE; AND REPORT ON THE SCHEDULE OF EXPENDITURES OF FEDERAL AWARDS, STATE FINANCIAL ASSISTANCE AND SCHEDULE OF RECEIPTS AND EXPENDITURES OF FUNDS RELATED TO THE DEEPWATER HORIZON OIL SPILL REQUIRED BY THE UNIFORM GUIDANCE AND CHAPTER 10.550 RULES OF THE AUDITOR GENERAL

Distinguished Members of the Board of County Commissioners
Honorable Kenneth P. Burke, Clerk of the Circuit Court and Comptroller
Honorable Mike Twitty, Property Appraiser
Honorable Bob Gualtieri, Sheriff
Honorable Julie Marcus, Supervisor of Elections
Honorable Charles Thomas, Tax Collector
Pinellas County, Florida

Report on Compliance for Each Major Federal Program and State Financial Assistance Project

Opinion on Each Major Federal Program and State Financial Assistance Project

We have audited Pinellas County, Florida's (the "County") compliance with the types of compliance requirements identified as subject to audit in the OMB Compliance Supplement and the requirements described in Chapter 10.650, *Rules of the Auditor General* that could have a direct and material effect on each of the County's major federal programs and state financial assistance projects for the year ended September 30, 2022. The County's major federal programs and state financial assistance projects are identified in the summary of auditor's results section of the accompanying schedule of findings and questioned costs.

In our opinion, the County complied, in all material respects, with the compliance requirements referred to above that could have a direct and material effect on each of its major federal programs and state financial assistance projects for the year ended September 30, 2022.

Basis for Opinion on Each Major Federal Program and State Financial Assistance Project

We conducted our audit of compliance in accordance with auditing standards generally accepted in the United States of America (GAAS); the standards applicable to financial audits contained in Government Auditing Standards issued by the Comptroller General of the United States (*Government Auditing Standards*); the audit requirements of Title 2 U.S. *Code of Federal Regulations Part 200, Uniform Administrative Requirements, Cost Principles, and Audit Requirements for Federal Awards* (Uniform Guidance); and Chapter 10.650 *Rules of the Auditor General*. Our responsibilities under those standards and the Uniform Guidance are further described in the Auditor's Responsibilities for the Audit of Compliance section of our report.

We are required to be independent of the County and to meet our other ethical responsibilities, in accordance with relevant ethical requirements relating to our audit. We believe that the audit evidence we have obtained is sufficient and appropriate to provide a basis for our opinion on compliance for each major

federal program and state financial assistance project. Our audit does not provide a legal determination of the County's compliance with the compliance requirements referred to above.

Responsibilities of Management for Compliance

Management is responsible for compliance with the requirements referred to above and for the design, implementation, and maintenance of effective internal control over compliance with the requirements of laws, statutes, regulations, rules and provisions of contracts or grant agreements applicable to the County's federal programs and state financial assistance projects.

Auditor's Responsibilities for the Audit of Compliance

Our objectives are to obtain reasonable assurance about whether material noncompliance with the compliance requirements referred to above occurred, whether due to fraud or error, and express an opinion on the County's compliance based on our audit. Reasonable assurance is a high level of assurance but is not absolute assurance and therefore is not a guarantee that an audit conducted in accordance with GAAS, *Government Auditing Standards*, the Uniform Guidance and the *Rules of the Auditor General* will always detect material noncompliance when it exists. The risk of not detecting material noncompliance resulting from fraud is higher than for that resulting from error, as fraud may involve collusion, forgery, intentional omissions, misrepresentations, or the override of internal control. Noncompliance with the compliance requirements referred to above is considered material, if there is a substantial likelihood that, individually or in the aggregate, it would influence the judgment made by a reasonable user of the report on compliance about the County's compliance with the requirements of each major federal program and state financial assistance project as a whole.

In performing an audit in accordance with GAAS, *Government Auditing Standards*, the Uniform Guidance and the *Rules of the Auditor General*, we

- exercise professional judgment and maintain professional skepticism throughout the audit.
- identify and assess the risks of material noncompliance, whether due to fraud or error, and design and perform audit procedures responsive to those risks. Such procedures include examining, on a test basis, evidence regarding the County's compliance with the compliance requirements referred to above and performing such other procedures as we considered necessary in the circumstances.
- obtain an understanding of the County's internal control over compliance relevant to the audit in order to design audit procedures that are appropriate in the circumstances and to test and report on internal control over compliance in accordance with the Uniform Guidance and the *Rules of the Auditor General*, but not for the purpose of expressing an opinion on the effectiveness of the County's internal control over compliance. Accordingly, no such opinion is expressed.

We are required to communicate with those charged with governance regarding, among other matters, the planned scope and timing of the audit and any significant deficiencies and material weaknesses in internal control over compliance that we identified during the audit.

Report on Internal Control Over Compliance

A *deficiency in internal control over compliance* exists when the design or operation of a control over compliance does not allow management or employees, in the normal course of performing their assigned functions, to prevent, or detect and correct, noncompliance with a type of compliance requirement of a federal program or state financial assistance project on a timely basis. A *material weakness in internal control over compliance* is a deficiency, or combination of deficiencies, in internal control over compliance, such that there is a reasonable possibility that material noncompliance with a type of compliance requirement of a federal program or state financial assistance project will not be prevented, or detected and corrected, on a timely basis. A *significant deficiency in internal control over compliance* is a deficiency, or a combination of deficiencies, in internal control over compliance with a type of compliance requirement of a federal program or state financial assistance project that is less severe than a material weakness in internal control over compliance, yet important enough to merit attention by those charged with governance.

Our consideration of internal control over compliance was for the limited purpose described in the Auditor's Responsibilities for the Audit of Compliance section above and was not designed to identify all deficiencies in internal control over compliance that might be material weaknesses or significant deficiencies in internal control over compliance. Given these limitations, during our audit we did not identify any deficiencies in internal control over compliance that we consider to be material weaknesses, as defined above. However, material weaknesses or significant deficiencies in internal control over compliance may exist that were not identified.

Our audit was not designed for the purpose of expressing an opinion on the effectiveness of internal control over compliance. Accordingly, no such opinion is expressed.

The purpose of this report on internal control over compliance is solely to describe the scope of our testing of internal control over compliance and the results of that testing based on the requirements of the Uniform Guidance and Chapter 10.650, *Rules of the Auditor General*. Accordingly, this report is not suitable for any other purpose

Report on Schedule of Expenditures of Federal Awards and State Financial Assistance and the Schedule of Receipts and Expenditures of Funds Related to the Deepwater Horizon Oil Spill Required by the Uniform Guidance and Chapter 10.550, *Rules of the Auditor General*

We have audited the financial statements of the governmental activities, the business-type activities, the aggregate discretely presented component units, each major fund, and the aggregate remaining fund information of the County as of and for the year ended September 30, 2022, and the related notes to the financial statements, which collectively comprise the County's basic financial statements. We issued our report thereon dated March 28, 2023, which contained unmodified opinions on those financial statements. Our audit was conducted for the purpose of forming opinions on the financial statements that collectively comprise the basic financial statements. The accompanying schedule of expenditures of federal awards and state financial assistance and the schedule of receipts and expenditures of funds related to the Deepwater Horizon Oil Spill are presented for purposes of additional analysis as required by the Uniform Guidance and Chapter 10.550, *Rules of the Auditor General* and are not a required part of the basic financial statements. Such information is the responsibility of management and was derived from and relates directly to the underlying accounting and other records used to prepare the basic financial statements. The information has been subjected to the auditing procedures applied in the audit of the financial statements and certain additional procedures, including comparing and reconciling such information directly to the underlying accounting and other records used to prepare the basic financial statements or to the basic financial statements themselves, and other additional procedures in accordance with auditing standards generally accepted in the United States of America. In our opinion, the schedule of expenditures of federal awards and state financial assistance and the schedule of receipts and expenditures of funds related to the Deepwater Horizon Oil Spill are fairly stated in all material respects in relation to the basic financial statements as a whole.



Crowe LLP

Tampa, Florida
March 28, 2023

Pinellas County, Florida
SCHEDULE OF EXPENDITURES OF FEDERAL AWARDS
AND STATE FINANCIAL ASSISTANCE
For the year ended September 30, 2022

Federal Grantor Pass-Through Entity/Program Title	Assistance Listing Number	Grant/Contract Number	Expenditures	Amount Provided to Subrecipients
FEDERAL AWARDS				
<u>DEPARTMENT OF AGRICULTURE</u>				
PASSED THROUGH FLORIDA DEPARTMENT OF CHILDREN AND FAMILIES:				
SNAP CLUSTER:				
State Administrative Matching Grants for the Supplemental Nutrition Assistance Program	10.561	QJZ71	\$ 9,742	\$ -
TOTAL SNAP CLUSTER:			9,742	-
<i>Total Department of Agriculture</i>			<u>9,742</u>	<u>-</u>
<u>DEPARTMENT OF COMMERCE</u>				
DIRECT PROGRAMS:				
ECONOMIC DEVELOPMENT CLUSTER:				
Economic Adjustment Assistance	11.307	04-79-07380	3,172,634	-
TOTAL ECONOMIC DEVELOPMENT CLUSTER:			3,172,634	-
PASSED THROUGH FLORIDA ENVIRONMENTAL PROTECTION:				
Coastal Zone Management Administration Awards	11.419	CZ421	12,000	-
<i>Total Department of Commerce</i>			<u>3,184,634</u>	<u>-</u>
<u>DEPARTMENT OF ENERGY</u>				
PASSED THROUGH FLORIDA DEPARTMENT OF EDUCATION:				
State Energy Program	81.041	FDACS 27819	5,278	-
<i>Total Department of Energy</i>			<u>5,278</u>	<u>-</u>
<u>DEPARTMENT OF HOUSING AND URBAN DEVELOPMENT</u>				
DIRECT PROGRAMS:				
CDBG - ENTITLEMENT GRANTS CLUSTER:				
Community Development Block Grants/Entitlement Grants	14.218	B-08-UN-12-0015	7,530	1,936
Community Development Block Grants/Entitlement Grants	14.218	B-11-UN-12-0015	3,726	-
Community Development Block Grants/Entitlement Grants	14.218	B-15-UC-12-0005	79,831	-
Community Development Block Grants/Entitlement Grants	14.218	B-16-UC-12-0005	133,115	80,121
Community Development Block Grants/Entitlement Grants	14.218	B-17-UC-12-0005	91,913	91,913
Community Development Block Grants/Entitlement Grants	14.218	B-19-UC-12-0005	46,488	29,947
Community Development Block Grants/Entitlement Grants	14.218	B-20-UC-12-0005	558,974	298,154
Community Development Block Grants/Entitlement Grants	14.218	B-21-UC-12-0005	1,339,265	666,640
COVID-19 - Community Development Block Grants/Entitlement Grants	14.218	B-20-UW-12-0005	429,343	392,525
			<u>2,690,185</u>	<u>1,561,236</u>
TOTAL CDBG - ENTITLEMENT GRANTS CLUSTER:			2,690,185	1,561,236
Emergency Solutions Grant Program	14.231	E-20-UC-12-0005	170,185	146,959
COVID-19 - Emergency Solutions Grant Program	14.231	E-20-UW-12-0005	743,412	627,493
Emergency Solutions Grant Program	14.231	E-21-UC-12-0005	25,233	20,561
			<u>938,830</u>	<u>795,013</u>

Pinellas County, Florida
SCHEDULE OF EXPENDITURES OF FEDERAL AWARDS
AND STATE FINANCIAL ASSISTANCE
For the year ended September 30, 2022

Federal Grantor Pass-Through Entity/Program Title	Assistance Listing Number	Grant/Contract Number	Expenditures	Amount Provided to Subrecipients
<u>DEPARTMENT OF HOUSING AND URBAN DEVELOPMENT (CONTINUED)</u>				
DIRECT PROGRAMS:				
Home Investment Partnerships Program	14.239	M17-DC120217	\$ 30,677	\$ 30,677
Home Investment Partnerships Program	14.239	M18-DC120217	27,757	27,757
Home Investment Partnerships Program	14.239	M19-DC120217	26,978	14,354
Home Investment Partnerships Program	14.239	M20-DC120217	57,885	57,885
Home Investment Partnerships Program	14.239	M21-DC120217	148,359	38,448
COVID-19 Home Investment Partnerships Program	14.239	M21-DP120217	16,516	-
			<u>308,172</u>	<u>169,121</u>
Fair Housing Assistance Program State and Local	14.401	MOU 07082010	243,440	-
PASSED THROUGH STATE OF FLORIDA DEPARTMENT OF ECONOMIC OPPORTUNITY:				
Community Development Block Grants/State's Program and Non-Entitlement Grants in Hawaii	14.228	MT028	42,507	-
PASSED THROUGH NEIGHBORHOOD LENDING PARTNERS OF WEST FLORIDA:				
Neighborhood Stabilization Program (Recovery Act Funded)	14.256	B-09-CN-FL-0023	802	-
Total Department of Housing and Urban Development			<u>4,223,936</u>	<u>2,525,370</u>
<u>ELECTION ASSISTANCE COMMISSION</u>				
DIRECT PROGRAMS:				
Help America Vote Act Requirements Payments	90.401	Not Available	10,628	-
2018 HAVA Election Security Grants	90.404	22.e.es.000.052	2,069	-
2018 HAVA Election Security Grants	90.404	22.e.es.200.052	7,109	-
2018 HAVA Election Security Grants	90.404	22.e.es.300.052	26,609	-
			<u>35,787</u>	<u>-</u>
Total Election Assistance Commission			<u>46,415</u>	<u>-</u>
<u>DEPARTMENT OF HOMELAND SECURITY</u>				
DIRECT PROGRAMS:				
Homeland Security Biowatch Program	97.091	06OHBIO00014-13	163,945	-
PASSED THROUGH FLORIDA DIVISION OF EMERGENCY MANAGEMENT:				
COVID-19 - Emergency Management Performance Grants	97.042	G0364	49,993	-
COVID-19 - Emergency Management Performance Grants	97.042	G0297	13,926	-
Emergency Management Performance Grants	97.042	G0289	138,514	-
			<u>202,433</u>	<u>-</u>
Disaster Grants - Public Assistance (Presidentially Declared Disasters)	97.036	Z1888	1,190,767	-
Port Security Grant Program	97.056	EMW-2020-PU-00153	7,381	-
Total Department of Homeland Security			<u>1,564,526</u>	<u>-</u>

Pinellas County, Florida
SCHEDULE OF EXPENDITURES OF FEDERAL AWARDS
AND STATE FINANCIAL ASSISTANCE
For the year ended September 30, 2022

Federal Grantor Pass-Through Entity/Program Title	Assistance Listing Number	Grant/Contract Number	Expenditures	Amount Provided to Subrecipients
<u>ENVIRONMENTAL PROTECTION AGENCY</u>				
DIRECT PROGRAMS:				
Air Pollution Control Program Support	66.001	A-00402120-0	\$ 41,667	\$ -
Surveys, Studies, Research, Investigations, Demonstrations, and Special Purpose Activities Relating to the Clean Air Act	66.034	XA-02D04921-0	77,593	-
Surveys, Studies, Research, Investigations, Demonstrations, and Special Purpose Activities Relating to the Clean Air Act	66.034	01D06420	27,362	-
			<u>104,955</u>	<u>-</u>
Congressionally Mandated Projects	66.202	XP-01D09220-0	321,490	-
Brownfields Multipurpose, Assessment, Revolving Loan Funds, and Cleanup Cooperative Agreements	66.818	00D93819	163,785	-
PASSED THROUGH TAMPA BAY ESTUARY PROGRAM:				
Gulf Coast Ecosystem Restoration Council Comprehensive Plan Component	66.130	00D70018	94,988	-
Nonpoint Source Implementation Grants	66.460	NF081	3,908	-
Total Environmental Protection Agency			<u>730,793</u>	<u>-</u>
<u>GULF COAST ECOSYSTEM RESTORATION COUNCIL</u>				
PASSED THROUGH GULF CONSORTIUM:				
Gulf Coast Ecosystem Restoration Council Oil Spill Impact Program	87.052	GNTSP20FL0091	7,109	-
Total Gulf Coast Ecosystem Restoration Council			<u>7,109</u>	<u>-</u>
<u>DEPARTMENT OF HEALTH AND HUMAN SERVICES</u>				
DIRECT PROGRAMS:				
Substance Abuse and Mental Health Services Projects of Regional and National Significance	93.243	1H79TI081905-01	417,946	391,467
Substance Abuse and Mental Health Services Projects of Regional and National Significance	93.243	H79TI084551	185,336	-
Substance Abuse and Mental Health Services Projects of Regional and National Significance	93.243	H79TI084551B	58,094	-
			<u>661,376</u>	<u>391,467</u>
HEALTH CENTER PROGRAM CLUSTER:				
Health Center Program (Community Health Centers, Migrant Health Centers, Health Care for the Homeless, and Public Housing Primary Care)	93.224	C14CS39910	701	-
Health Center Program (Community Health Centers, Migrant Health Centers, Health Care for the Homeless, and Public Housing Primary Care)	93.224	H80CS00024-20-00	580,016	164,707
Health Center Program (Community Health Centers, Migrant Health Centers, Health Care for the Homeless, and Public Housing Primary Care)	93.224	H80CS00024-21-00	1,090,718	294,271
COVID-19 - Health Center Program (Community Health Centers, Migrant Health Centers, Health Care for the Homeless, and Public Housing Primary Care)	93.224	H8DCS36100	40,506	818
COVID-19 - Health Center Program (Community Health Centers, Migrant Health Centers, Health Care for the Homeless, and Public Housing Primary Care)	93.224	H8ECS38958	2,946	-
COVID-19 - Health Center Program (Community Health Centers, Migrant Health Centers, Health Care for the Homeless, and Public Housing Primary Care)	93.224	H8FCS41623-01-00	338,356	-
			<u>2,053,243</u>	<u>459,796</u>
TOTAL HEALTH CENTER PROGRAM CLUSTER:			<u>2,053,243</u>	<u>459,796</u>

Pinellas County, Florida
SCHEDULE OF EXPENDITURES OF FEDERAL AWARDS
AND STATE FINANCIAL ASSISTANCE
For the year ended September 30, 2022

Federal Grantor Pass-Through Entity/Program Title	Assistance Listing Number	Grant/Contract Number	Expenditures	Amount Provided to Subrecipients
DEPARTMENT OF HEALTH AND HUMAN SERVICES (CONTINUED)				
DIRECT PROGRAMS:				
COVID-19 - Provider Relief Fund and American Rescue Plan (ARP) Rural Distribution	93.498	Not Available	\$ 293,045	\$ -
Grants for Capital Development in Health Centers	93.526	C8ECS445350100	49,039	-
Assisted Outpatient Treatment	93.997	1H79SM063549-01	663,939	515,082
PASSED THROUGH FLORIDA DEPARTMENT OF REVENUE:				
Child Support Enforcement	93.563	EE501	10,297	-
Child Support Enforcement	93.563	COC52	775,752	-
			786,049	-
PASSED THROUGH FLORIDA DEPARTMENT OF CHILDREN AND FAMILIES:				
Temporary Assistance for Needy Families	93.558	QJZ71	3,802,182	-
Foster Care Title IV-E	93.658	QJZ71	277,655	-
Social Services Block Grant	93.667	QJZ71	1,856,585	-
Block Grants for Community Mental Health Services	93.958	LH834	36,805	-
MEDICAID CLUSTER:				
Medical Assistance Program	93.778	QJZ71	9,742	-
TOTAL MEDICAID CLUSTER:			9,742	-
Total Department of Health and Human Services			10,489,660	1,366,345
<u>DEPARTMENT OF THE INTERIOR</u>				
DIRECT PROGRAMS:				
Partners for Fish and Wildlife	15.631	F21AC03296	33,000	-
Historic Preservation Fund Grants-In-Aid	15.904	22.h.sm.200.095	50,000	-
Total Department of the Interior			83,000	-
<u>EXECUTIVE OFFICE OF THE PRESIDENT</u>				
DIRECT PROGRAMS:				
High Intensity Drug Trafficking Areas Program	95.001	G20CF0010A	300	-
High Intensity Drug Trafficking Areas Program	95.001	G21CF0010A	116,530	-
High Intensity Drug Trafficking Areas Program	95.001	G22CF0010A	80,540	-
			197,370	-
Total Executive Office of the President			197,370	-
<u>DEPARTMENT OF JUSTICE</u>				
DIRECT PROGRAMS:				
Missing Alzheimer's Disease Patient Assistance Program	16.015	15PBJA-21-GG-02956-MAPX	117,290	-

Pinellas County, Florida
SCHEDULE OF EXPENDITURES OF FEDERAL AWARDS
AND STATE FINANCIAL ASSISTANCE
For the year ended September 30, 2022

Federal Grantor Pass-Through Entity/Program Title	Assistance Listing Number	Grant/Contract Number	Expenditures	Amount Provided to Subrecipients
<u>DEPARTMENT OF JUSTICE (CONTINUED)</u>				
DIRECT PROGRAMS:				
State Criminal Alien Assistance Program	16.606	15PBJA-20-RR-00239-SCAA	\$ 86,653	\$ -
Justice Systems Response to Families	16.021	2020-FJ-AX-0011	131,853	125,273
DNA Backlog Reduction Program	16.741	2019-DN-BX-0083	38,948	-
DNA Backlog Reduction Program	16.741	2020-DN-BX-0053	163,125	-
DNA Backlog Reduction Program	16.741	15PBJA-21-GG-03112-DNAX	9,405	-
			<u>211,478</u>	<u>-</u>
Criminal and Juvenile Justice and Mental Health Collaboration Program	16.745	15PBJA-21-GG-03979-MENT	30,760	14,460
Drug Court Discretionary Grant Program	16.585	2018-DC-BX-0023	187,927	187,927
Drug Court Discretionary Grant Program	16.585	2019-VC-BX-0067	137,492	137,492
Drug Court Discretionary Grant Program	16.585	2020-DC-BX-0152	152,506	149,431
			<u>477,925</u>	<u>474,850</u>
Grants to Encourage Arrest Policies and Enforcement of Protection Orders Program	16.590	2018-WE-AX-0016	310,809	302,180
Public Safety Partnership and Community Policing Grants	16.710	2020-CK-WX-0023	5,250	-
Harold Rogers Prescription Drug Monitoring Program	16.754	2018-AR-BX-K019	257,529	253,779
Comprehensive Opioid, Stimulant, and Substance Abuse Program	16.838	2020-AR-BX-0055	217,575	217,575
Comprehensive Opioid, Stimulant, and Substance Abuse Program	16.838	15PJDP-21-GG-04515-COAP	26,326	26,326
			<u>243,901</u>	<u>243,901</u>
STOP School Violence	16.839	2019-YS-BX-0010	137,252	137,252
Opioid Affected Youth Initiative	16.842	2019-YB-FX-K002	234,401	194,965
Equitable Sharing Program	16.922	Not Available	21,977	-
Edward Byrne Memorial Justice Assistance Grant Program	16.738	15PBJA-21-GG-01368-JAGX	142,384	53,531
Edward Byrne Memorial Justice Assistance Grant Program	16.738	2020-DJ-BX-0766	6,403	5,825
			<u>148,787</u>	<u>59,356</u>
PASSED THROUGH FLORIDA DEPARTMENT OF LAW ENFORCEMENT:				
Edward Byrne Memorial Justice Assistance Grant Program	16.738	2021-JAGC-PINE-5-3B-071	18,000	18,000
Edward Byrne Memorial Justice Assistance Grant Program	16.738	2021-JAGC-PINE-4-3B-070	19,898	19,898
Edward Byrne Memorial Justice Assistance Grant Program	16.738	2021-JAGC-PINE-2-3B-049	17,413	-
Edward Byrne Memorial Justice Assistance Grant Program	16.738	2021-JAGC-PINE-1-3B-068	25,000	25,000
Edward Byrne Memorial Justice Assistance Grant Program	16.738	2021-JAGC-PINE-3-3B-069	25,000	25,000
Edward Byrne Memorial Justice Assistance Grant Program	16.738	2021-JAGC-PINE-6-3B-072	20,000	20,000
			<u>125,311</u>	<u>107,898</u>
Total Edward Byrne Memorial Justice Assistance Grant Program			<u>274,098</u>	<u>167,254</u>
Paul Coverdell Forensic Sciences Improvement Grant Program	16.742	2020-CD-BX-0008 (FL)	967	-
Paul Coverdell Forensic Sciences Improvement Grant Program	16.742	15PBJA-21-GG-02897-COVE	2,546	-
Paul Coverdell Forensic Sciences Improvement Grant Program	16.742	15PBJA-21-GG-02897-COVE-2	1,276	-
			<u>4,789</u>	<u>-</u>
Total Department of Justice			<u>2,545,965</u>	<u>1,913,914</u>

Pinellas County, Florida
SCHEDULE OF EXPENDITURES OF FEDERAL AWARDS
AND STATE FINANCIAL ASSISTANCE
For the year ended September 30, 2022

Federal Grantor Pass-Through Entity/Program Title	Assistance Listing Number	Grant/Contract Number	Expenditures	Amount Provided to Subrecipients
<u>DEPARTMENT OF TRANSPORTATION</u>				
DIRECT PROGRAMS:				
Airport Improvement Program, COVID-19 Airports Programs, and Infrastructure Investment and Jobs Act Programs	20.106	3-12-0075-052-2022	\$ 532,966	\$ -
Airport Improvement Program, COVID-19 Airports Programs, and Infrastructure Investment and Jobs Act Programs	20.106	3-12-0075-045-2019	937,314	-
COVID-19 - Airport Improvement Program, COVID-19 Airports Programs, and Infrastructure Investment and Jobs Act Programs	20.106	3-12-0075-051-2022	979,617	-
COVID-19 - Airport Improvement Program, COVID-19 Airports Programs, and Infrastructure Investment and Jobs Act Programs	20.106	3-12-0075-050-2022	1,583,997	-
COVID-19 - Airport Improvement Program, COVID-19 Airports Programs, and Infrastructure Investment and Jobs Act Programs	20.106	3-12-0075-048-2021	4,563,592	-
			<u>8,597,486</u>	<u>-</u>
Highway Research and Development Program	20.200	693JJ32150011	189,839	-
PASSED THROUGH FLORIDA DEPARTMENT OF TRANSPORTATION:				
HIGHWAY SAFETY CLUSTER:				
State and Community Highway Safety	20.600	G1R51	108,764	-
National Priority Safety Programs	20.616	G1S74	44,284	-
TOTAL HIGHWAY SAFETY CLUSTER:			<u>153,048</u>	<u>-</u>
PASSED THROUGH FORWARD PINELLAS:				
Paul S. Sarbanes Transit in the Parks	20.520	FL-20-8004	8,385	-
Total Department of Transportation			<u>8,948,758</u>	<u>-</u>
<u>DEPARTMENT OF TREASURY</u>				
DIRECT PROGRAMS:				
COVID-19 - Coronavirus Relief Fund	21.019	Not Available	(5,250)	(5,250)
COVID-19 - Emergency Rental Assistance Program	21.023	Not Available	32,537,887	-
COVID-19 - Coronavirus State and Local Fiscal Recovery Funds	21.027	1505-0271	13,933,433	135,000
Total Department of Treasury			<u>46,466,070</u>	<u>129,750</u>
<u>SMALL BUSINESS ADMINISTRATION</u>				
PASSED THROUGH UNIVERSITY OF SOUTH FLORIDA:				
Small Business Development Centers	59.037	1424-1094-02-A	184,158	-
Small Business Development Centers	59.037	1424-1111-00-A	20,038	-
			<u>204,196</u>	<u>-</u>
Total Small Business Administration			<u>204,196</u>	<u>-</u>
TOTAL EXPENDITURES OF FEDERAL AWARDS			<u>\$ 78,707,452</u>	<u>\$ 5,935,379</u>

Pinellas County, Florida
SCHEDULE OF EXPENDITURES OF FEDERAL AWARDS
AND STATE FINANCIAL ASSISTANCE
For the year ended September 30, 2022

State Agency	CSFA Number	Grant/State Contract Number	Expenditures	Amount Provided to Subrecipients
STATE FINANCIAL ASSISTANCE				
<u>FLORIDA DEPARTMENT OF EDUCATION AND COMMISSIONER OF EDUCATION</u>				
DIRECT PROGRAMS:				
Coach Aaron Feis Guardian Program	48.140	96S-90210-2D001	\$ 365,436	\$ -
Total Florida Department of Education and Commissioner of Education			365,436	-
<u>FLORIDA DEPARTMENT OF ENVIRONMENTAL PROTECTION</u>				
DIRECT PROGRAMS:				
Beach Management Funding Assistance Program	37.003	19P11	67,181	-
Beach Management Funding Assistance Program	37.003	19P13	95,040	-
			<u>162,221</u>	<u>-</u>
Delegated Title V Air Pollution Control Activities	37.043	TV024B	23,821	-
Innovative Technologies	37.103	RT001	671,139	-
PASSED THROUGH THE SOUTH WEST FLORIDA WATER MANAGEMENT DISTRICT				
Water Management Districts - Land Acquisition and Improvement	37.022	16-074-145X	81,371	-
Total Florida Department of Environmental Protection			938,552	-
<u>FLORIDA DEPARTMENT OF MANAGEMENT SERVICES</u>				
DIRECT PROGRAMS:				
Prepaid Next Generation 911 (NG911) State Grant Program	72.003	S21-22-05-01	187,885	-
Prepaid Next Generation 911 (NG911) State Grant Program	72.003	S13-19-07-12	408,310	-
			<u>596,195</u>	<u>-</u>
Total Florida Department of Management Services			596,195	-
<u>FLORIDA DEPARTMENT OF HEALTH</u>				
DIRECT PROGRAMS:				
County Grant Awards	64.005	C5052	262,866	-
Total Florida Department of Health			262,866	-
<u>FLORIDA EXECUTIVE OFFICE OF THE GOVERNOR</u>				
DIRECT PROGRAMS:				
Emergency Management Programs	31.063	A0178	75,874	-
Emergency Management Projects	31.067	T0162	6,049	-
Total Florida Executive Office of the Governor			81,923	-

Pinellas County, Florida
SCHEDULE OF EXPENDITURES OF FEDERAL AWARDS
AND STATE FINANCIAL ASSISTANCE
For the year ended September 30, 2022

State Agency	CSFA Number	Grant/State Contract Number	Expenditures	Amount Provided to Subrecipients
<u>FLORIDA HOUSING FINANCE CORPORATION</u>				
DIRECT PROGRAMS:				
State Housing Initiatives Partnership Program (SHIP)	40.901	FY21-22 Allocation	\$ 1,159,929	\$ 61,235
Total Florida Housing Finance Corporation			1,159,929	61,235
<u>FLORIDA DEPARTMENT OF TRANSPORTATION</u>				
DIRECT PROGRAMS:				
Aviation Grant Programs	55.004	G1T83	29,439	-
Aviation Grant Programs	55.004	436794-1-94-01	461,490	-
Aviation Grant Programs	55.004	G1K05	366,153	-
Aviation Grant Programs	55.004	G2670	85,503	-
			<u>942,585</u>	<u>-</u>
County Incentive Grant Program (CIGP)	55.008	G1K32	210,189	-
Transportation Regional Incentive Program (TRIP)	55.026	G0W91	110,171	-
Transportation Regional Incentive Program (TRIP)	55.026	G0X37	19,562	-
			<u>129,733</u>	<u>-</u>
PASSED THROUGH THE SOUTH WEST FLORIDA WATER MANAGEMENT DISTRICT:				
Florida Shared-Use Nonmotorized (SUN) Trail Network Program	55.038	440093 1 54 01	875,184	-
Total Florida Department of Transportation			2,157,691	-
<u>FLORIDA DEPARTMENT OF LEGAL AFFAIRS AND ATTORNEY GENERAL</u>				
DIRECT PROGRAMS:				
Crime Stoppers	41.002	CRST-2022-Pinellas County-0002	9,333	-
Crime Stoppers	41.002	CRST-2021-Pinellas County-0002	170,477	-
			<u>179,810</u>	<u>-</u>
Total Florida Department of Legal Affairs and Attorney General			179,810	-
<u>FLORIDA DEPARTMENT OF LAW ENFORCEMENT</u>				
DIRECT PROGRAMS:				
Statewide Criminal Analysis Laboratory System	71.002	B4005	227,893	-
Total Florida Department of Law Enforcement			227,893	-
<u>FLORIDA STATE COURTS SYSTEM</u>				
DIRECT PROGRAMS:				
Post-Adjudicatory Drug Court Program	22.021	A.D.C FY20/22	194,812	-
Post-Adjudicatory Drug Court Program	22.021	A.D.C FY21/23	60,069	-
			<u>254,881</u>	<u>-</u>
Total Florida State Courts System			254,881	-

Pinellas County, Florida
SCHEDULE OF EXPENDITURES OF FEDERAL AWARDS
AND STATE FINANCIAL ASSISTANCE
For the year ended September 30, 2022

<u>State Agency</u>	<u>CSFA Number</u>	<u>Grant/State Contract Number</u>	<u>Expenditures</u>	<u>Amount Provided to Subrecipients</u>
<u>FLORIDA DEPARTMENT OF CHILDREN AND FAMILIES</u>				
DIRECT PROGRAMS:				
Criminal Justice, Mental Health, and Substance Abuse Reinvestment Grant Program	60.115	LHZ91	\$ 241,423	\$ -
<i>Total Florida Department of Children and Families</i>			<u>241,423</u>	<u>-</u>
<u>FLORIDA FISH AND WILDLIFE CONSERVATION COMMISSION</u>				
DIRECT PROGRAMS:				
Florida Boating Improvement Program	77.006	18079	12,438	-
<i>Total Fish and Wildlife Conservation Commission</i>			<u>12,438</u>	<u>-</u>
<i>TOTAL STATE FINANCIAL ASSISTANCE</i>			<u><u>\$ 6,479,037</u></u>	<u><u>\$ 61,235</u></u>

Pinellas County, Florida
NOTES TO SCHEDULE OF FEDERAL AWARDS
AND STATE FINANCIAL ASSISTANCE
For the year ended September 30, 2022

1. Basis of Presentation

The accompanying Schedule of Expenditures of Federal Awards and State Financial Assistance (Schedule) includes the federal and state award activity of Pinellas County, Florida (“County”). The information on this Schedule is prepared in accordance with the requirements of Title 2 U.S. Code of Federal Regulations Part 200, *Uniform Administrative Requirements, Cost Principles, and Audit Requirements for Federal Awards* (Uniform Guidance), and Chapter 10.550, *Rules of the Auditor General*, wherein certain types of expenditures are not allowable or are limited as to reimbursement. Therefore, some amounts presented in this schedule may differ from amounts presented in, or used in the preparation of, the basic financial statements.

2. Summary of Significant Accounting Policies

Expenditures reported on the Schedule are reported on the modified accrual basis of accounting. The County has elected not to use the 10-percent de minimis indirect cost rate as allowed under the Uniform Guidance. Expenditures are recognized following, as applicable, either the cost principles in OMB Circular A-87, Cost Principles for State and Local Governments, or the cost principles contained in Title 2 U.S. Code of Federal Regulations Part 200, Uniform Administrative Requirements, Cost Principles, and Audit Requirements for Federal Awards, wherein certain expenditures are not allowable or are limited as to reimbursement.

Pinellas County, Florida

Other Supplementary Information
Schedule of Receipts and Expenditures of
Funds Related to the Deepwater Horizon Oil Spill
For the Fiscal Year Ended September 30, 2022

Source	Amount Received in the 2021-22 Fiscal Year	Amount Expended in the 2021-22 Fiscal Year
British Petroleum:		
Arts - Traveling Sculptures/Installations Agreement No. 17-2011D	\$ -	\$ 85,585
Total:	\$ -	\$ 85,585

See accompanying notes to Schedule of Receipts and Expenditures of Funds Related to the Deepwater Horizon Oil Spill.

Pinellas County, Florida
Notes to Schedule of Receipts and Expenditures
of Funds Related to the Deepwater Horizon Oil Spill
September 30, 2022

1. Basis of Presentation

The accompanying Schedule of Receipts and Expenditures of Funds Related to the Deepwater Horizon Oil Spill includes the Deepwater Horizon grant activity of Pinellas County, Florida. Receipts are presented on the cash basis of accounting, and expenditures are presented on the modified accrual basis of accounting. The information in this schedule is presented in accordance with the requirement of Chapter 10.557 (3) (n), *Rules of the Auditor General*. Therefore, some amounts presented in this schedule may differ from amounts presented in, or used in the preparation of, the basic financial statements.

This schedule does not include funds related to the Deepwater Horizon Oil Spill that are considered federal awards or state financial assistance.

PINELLAS COUNTY, FLORIDA

**SCHEDULE OF FINDINGS AND QUESTIONED COSTS -
FEDERAL AWARDS AND STATE FINANCIAL ASSISTANCE**

YEAR ENDED SEPTEMBER 30, 2022

SECTION I - SUMMARY OF AUDITOR'S RESULTS

FINANCIAL STATEMENTS

Type of report the auditor issued on whether the financial statements audited were prepared in accordance with GAAP:	<i>Unmodified</i>
Internal control over financial reporting:	
Material weakness(es) identified?	No
Significant deficiency(ies) identified?	None Reported
Noncompliance material to financial statements noted	No

FEDERAL AWARDS AND STATE FINANCIAL ASSISTANCE

Internal control over major programs:	
Material weakness(es) identified?	No
Significant deficiency(ies) identified?	None Reported
Type of auditors' report issued on compliance for major programs	Unmodified
Audit findings disclosed that are required to be reported in accordance with 2 CFR 200.516(a) and Chapter 10.550, <i>Rules of the Auditor General</i> ?	No

Identification of major federal and state programs:

<u>Assistance Listing/CSFA Number</u>	<u>Name of Program</u>
<u>Federal:</u>	
11.307	Economic Adjustment Assistance
20.106	COVID-19 – Airport Improvement Program
21.023	COVID-19 – Emergency Rental Assistance Program
21.027	COVID-19 – Coronavirus State and Local Fiscal Recovery Funds
<u>State:</u>	
40.901	State Housing Initiatives Partnership Program
55.004	Aviation Grant Program
55.038	Florida Shared-Use Nonmotorized (Sun) Trail Network Program
72.003	Prepaid Next Generation 911 State Grant Program

Dollar threshold used to distinguish between type A and B programs:	
Federal	\$2,361,224
State	\$750,000
Auditee qualified as low-risk	Yes

PINELLAS COUNTY, FLORIDA

**SCHEDULE OF FINDINGS AND QUESTIONED COSTS -
FEDERAL AWARDS AND STATE FINANCIAL ASSISTANCE**

YEAR ENDED SEPTEMBER 30, 2022

SECTION II - FINANCIAL STATEMENT FINDINGS

No items noted.

SECTION III - FINDINGS AND QUESTIONED COSTS – MAJOR FEDERAL AWARDS PROGRAMS

No items noted

**SECTION IV - FINDINGS AND QUESTIONED COSTS – MAJOR STATE FINANCIAL ASSISTANCE
PROJECTS**

No items noted.

PINELLAS COUNTY, FLORIDA
SUMMARY OF PRIOR YEAR FINDINGS
YEAR ENDED SEPTEMBER 30, 2022

There were no prior year findings.

Distinguished Members of the Board of County Commissioners
Honorable Kenneth P. Burke, Clerk of the Circuit Court and Comptroller
Honorable Mike Twitty, Property Appraiser
Honorable Bob Gualtieri, Sheriff
Honorable Julie Marcus, Supervisor of Elections
Honorable Charles Thomas, Tax Collector
Pinellas County, Florida

Report on the Financial Statements

We have audited the financial statements of Pinellas County, Florida (the County) as of and for the fiscal year ended September 30, 2022 and have issued our report thereon dated March 28, 2023. Our report includes a reference to other auditors who audited certain discretely presented component units, as described in our report on the County's financial statements. This report does not include our consideration of the results of the other auditors testing that are reported on separately by those other auditors.

Auditor's Responsibility

We conducted our audit in accordance with auditing standards generally accepted in the United States of America, the standards applicable to financial audits contained in *Government Auditing Standards* issued by the Comptroller General of the United States; Title 2 U.S. *Code of Federal Regulations Part 200, Uniform Administrative Requirements, Cost Principles, and Audit Requirements for Federal Awards* (Uniform Guidance); and Chapter 10.550, *Rules of the Florida Auditor General*.

Other Reports and Schedule

We have issued our Independent Auditor's Report on Internal Control over Financial Reporting and on Compliance and Other Matters Based on an Audit of The Financial Statements Performed in Accordance with *Government Auditing Standards*, Independent Auditor's Report on Compliance for each Major Federal Program and State Financial Assistance Project and on Internal Control over Compliance in Accordance with the Uniform Guidance, and Independent Accountant's Reports on an Examination conducted in accordance *AICPA Professional Standards*, AT-C Section 315, regarding compliance requirements in accordance with Chapter 10.550, *Rules of the Auditor General*. Disclosures in those reports, which are dated March 28, 2023, should be considered in conjunction with this management letter.

Prior Audit Findings

Section 10.554(1)(i)1., *Rules of the Auditor General*, requires that we determine whether or not corrective actions have been taken to address significant findings and recommendations made in the preceding annual financial audit report. There were no such findings.

Official Title and Legal Authority

Section 10.554(1)(i)4., *Rules of the Auditor General*, requires that the name or official title and legal authority for the primary government and each component unit of the reporting entity be disclosed in the management letter, unless disclosed in the notes to the financial statements. The information is disclosed in the notes to the financial statements.

Financial Condition

Section 10.554(1)(i)5.a. and 10.556(7), *Rules of the Auditor General*, requires that we apply appropriate procedures and report the results of our determination as to whether or not the County has met one or more of the conditions described in Section 218.503(1), *Florida Statutes*, and identification of the specific condition(s) met. In connection with our audit, we determined that the County did not meet any of the conditions described in Section 218.503(1), *Florida Statutes*.

Pursuant to Sections 10.554(1)(i)5.b. and 10.556(8), *Rules of the Auditor General*, we applied financial condition assessment procedures. It is management's responsibility to monitor the County's financial condition, and our financial condition assessment was based in part on representations made by management and the review of financial information provided by same.

Special District Component Units

Section 10.554(1)(i)5.c., *Rules of the Auditor General*, requires, if appropriate, that we communicate the failure of a special district that is a component unit of a county, municipality, or special district, to provide the financial information necessary for proper reporting of the component unit within the audited financial statements of the county, municipality, or special district in accordance with Section 218.39(3)(b), *Florida Statutes*. In connection with our audit, we did not note any special district component units that failed to provide the necessary information for proper reporting in accordance with Section 218.39(3)(b), *Florida Statutes*.

	Pinellas County Community Redevelopment Agency	Pinellas County Construction Licensing Board	Pinellas County Emergency Medical Services Authority	Pinellas County Health Facilities Authority	Pinellas County Industrial Development Authority	Pinellas Planning Council	Pinellas County Housing Finance Authority	
a.	The total number of district employees compensated in the last pay period of the district's fiscal year being reported	3	0	60	0	0	17	3
b.	The total number of independent contractors to whom nonemployee compensation was paid in the last month of the district's fiscal year being reported	0	0	0	0	0	5	13
c.	All compensation earned by or awarded to employees, whether paid or accrued, regardless of contingency	\$ 160,329	\$ -	\$ 5,019,668	\$ -	\$ -	\$ 1,907,009	\$ 437,923
d.	All compensation earned by or awarded to nonemployee independent contractors, whether paid or accrued, regardless of contingency	\$ -	\$ -	\$ -	\$ -	\$ -	\$ 452,427	\$ 369,076
e.	Each construction project with a total cost of at least \$65,000 approved by the district that is scheduled to begin on or after October 1 of the fiscal year being reported, together with the total expenditures for such project	None	None	None	None	None	None	None
f.	A budget variance report based on the budget adopted under Section 189.016(4), <i>Florida Statutes</i> , before the beginning of the fiscal year being reported if the district amends a final adopted budget under Section 189.016(6), <i>Florida Statutes</i>	Original budget was not amended	Original budget was not amended	See page 28 of the Annual Comprehensive Financial Report	Not Applicable	Not Applicable	Original budget was not amended	Original budget was not amended

The information above (a. through f.) has not been subjected to the auditing procedures applied in the audit of the basic financial statements, and accordingly, we do not express an opinion or provide any assurance on them.

Other Matters

Section 10.554(1)(i)2., *Rules of the Auditor General*, requires that we address in the management letter any recommendations to improve financial management. In connection with our audit, we did not have any such recommendations.

Section 10.554(1)(i)3., *Rules of the Auditor General*, requires that we address noncompliance with provisions of contracts or grant agreements, or abuses that have occurred, or are likely to have occurred, that have an effect on the financial statements that is less than material but which warrants the attention of those charged with governance. In connection with our audit, we did not have any such findings.

Purpose of this Letter

Our management letter is intended solely for the information and use of the Legislative Auditing Committee, members of the Florida Senate and the Florida House of Representatives, the Florida Auditor General, Federal and other granting agencies, the Members of the Board of County Commissioners, the Honorable Kenneth P. Burke, Clerk of the Circuit Court, the Honorable Mike Twitty, Property Appraiser, the Honorable Bob Gualtieri, Sheriff, the Honorable Julie Marcus, Supervisor of Elections, the Honorable Charles Thomas, Tax Collector, and applicable management, and is not intended to be and should not be used by anyone other than these specified parties.

Conclusion

We would like to take this opportunity to thank the County for the many courtesies and cooperation extended to our representatives during the course of our audit.



Crowe LLP

Tampa, Florida
March 28, 2023

**INDEPENDENT ACCOUNTANT'S REPORT ON COMPLIANCE WITH
SECTION 218.415, FLORIDA STATUTES**

Distinguished Members of the Board of County Commissioners
Honorable Kenneth P. Burke, Clerk of the Circuit Court and Comptroller
Honorable Mike Twitty, Property Appraiser
Honorable Bob Gualtieri, Sheriff
Honorable Julie Marcus, Supervisor of Elections
Honorable Charles Thomas, Tax Collector
Pinellas County, Florida

We have examined Pinellas County, Florida's (the "County") compliance with Section 218.415, *Florida Statutes*, concerning the investment of public funds during the year ended September 30, 2022. Management of the County is responsible for the County's compliance with the specified requirements. Our responsibility is to express an opinion on the County's compliance with the specified requirements based on our examination.

Our examination was conducted in accordance with attestation standards established by the American Institute of Certified Public Accountants and those standards applicable to attestation engagements contained in *Government Auditing Standards* issued by the Comptroller General of the United States. Those standards require that we plan and perform the examination to obtain reasonable assurance about whether the County complied, in all material respects, with the specified requirements referenced above. An examination involves performing procedures to obtain evidence about whether the County complied with the specified requirements. The nature, timing, and extent of the procedures selected depend on our judgment, including an assessment of the risks of material noncompliance, whether due to fraud or error. We believe that the evidence we obtained is sufficient and appropriate to provide a reasonable basis for our opinion.

We are required to be independent and to meet our other ethical responsibilities in accordance with relevant ethical requirements relating to the engagement.

Our examination does not provide a legal determination on the County's compliance with the specified requirements.

In our opinion, the County complied, in all material respects, with the requirements contained in Section 218.415, Florida Statutes during the year ended September 30, 2022.

The purpose of this report is solely to comply with Chapter 10.550, *Rules of the Auditor General*. Accordingly, this report is not suitable for any other purpose.



Crowe LLP

Tampa, Florida
March 28, 2023

**INDEPENDENT ACCOUNTANT'S REPORT ON COMPLIANCE WITH
SECTION 288.8017, FLORIDA STATUTES AND PUBLIC LAW 112-141 (33 U.S.C.A. SS. 1321 (T));
STATE OR LOCAL GRANTS; AND MONEYS RECEIVED DIRECTLY FROM BRITISH PETROLEUM**

Distinguished Members of the Board of County Commissioners
Honorable Kenneth P. Burke, Clerk of the Circuit Court and Comptroller
Honorable Mike Twitty, Property Appraiser
Honorable Bob Gualtieri, Sheriff
Honorable Julie Marcus Supervisor of Elections
Honorable Charles Thomas, Tax Collector
Pinellas County, Florida

We have examined Pinellas County, Florida's (the "County") compliance with Section 288.8017, *Florida Statutes*, and Public Law 112-141 (33 U.S.C. s. 1321 (t)); State or Local grants; and moneys received directly from British Petroleum, concerning the receipt and expenditure of those funds during the year ended September 30, 2022. Management of the County is responsible for the County's compliance with the specified requirements. Our responsibility is to express an opinion on the County's compliance with the specified requirements based on our examination.

Our examination was conducted in accordance with attestation standards established by the American Institute of Certified Public Accountants and the standards applicable to attestation engagements contained in *Government Auditing Standards* issued by the Comptroller General of the United States. Those standards require that we plan and perform the examination to obtain reasonable assurance about whether the County complied, in all material respects, with the specified requirements referenced above. An examination involves performing procedures to obtain evidence about whether the County complied with the specified requirements. The nature, timing, and extent of the procedures selected depend on our judgment, including an assessment of the risks of material noncompliance of the receipt and expenditure of public funds, whether due to fraud or error. We believe that the evidence we obtained is sufficient and appropriate to provide a reasonable basis for our opinion.

We are required to be independent and to meet our other ethical responsibilities in accordance with relevant ethical requirements relating to the engagement.

Our examination does not provide a legal determination on the County's compliance with the specified requirements.

In our opinion, the County complied, in all material respects, with the requirements of Section 288.8017, *Florida Statutes*, and Public Law 112-141 (33 U.S.C.A. ss. 1321 (t)); State or Local grants; and moneys received directly from British Petroleum, during the year ended September 30, 2022.

The purpose of this report is solely to comply with Chapter 10.550, *Rules of the Auditor General*. Accordingly, this report is not suitable for any other purpose.



Crowe LLP

Tampa, Florida
March 28, 2023

**INDEPENDENT ACCOUNTANT'S REPORT ON COMPLIANCE WITH
SECTION 365.173, FLORIDA STATUTES**

Distinguished Members of the Board of County Commissioners
Honorable Kenneth P. Burke, Clerk of the Circuit Court and Comptroller
Honorable Mike Twitty, Property Appraiser
Honorable Bob Gualtieri, Sheriff
Honorable Julie Marcus, Supervisor of Elections
Honorable Charles Thomas, Tax Collector
Pinellas County, Florida

We have examined Pinellas County, Florida's (the "County") compliance with Section 365.173, *Florida Statutes*, concerning the receipt and expenditure of emergency communication number E911 system funds during the year ended September 30, 2022. Management of the County is responsible for the County's compliance with the specified requirements. Our responsibility is to express an opinion on the County's compliance with the specified requirements based on our examination.

Our examination was conducted in accordance with attestation standards established by the American Institute of Certified Public Accountants and the standards applicable to attestation engagements contained in *Government Auditing Standards* issued by the Comptroller General of the United States. Those standards require that we plan and perform the examination to obtain reasonable assurance about whether the County complied, in all material respects, with the specified requirements referenced above. An examination involves performing procedures to obtain evidence about whether the County complied with those specified requirements. The nature, timing, and extent of the procedures selected depend on our judgment, including an assessment of the risks of material noncompliance, whether due to fraud or error. We believe that the evidence we obtained is sufficient and appropriate to provide a reasonable basis for our opinion.

We are required to be independent and to meet our other ethical responsibilities in accordance with relevant ethical requirements relating to the engagement.

Our examination does not provide a legal determination on the County's compliance with the specified requirements.

In our opinion, the County complied, in all material respects, with the requirements contained in Section 365.173, *Florida Statutes* during the year ended September 30, 2022.

The purpose of this report is solely to comply with Chapter 10.550, *Rules of the Auditor General*. Accordingly, this report is not suitable for any other purpose.



Crowe LLP

Tampa, Florida
March 28, 2023