


Doing Things!

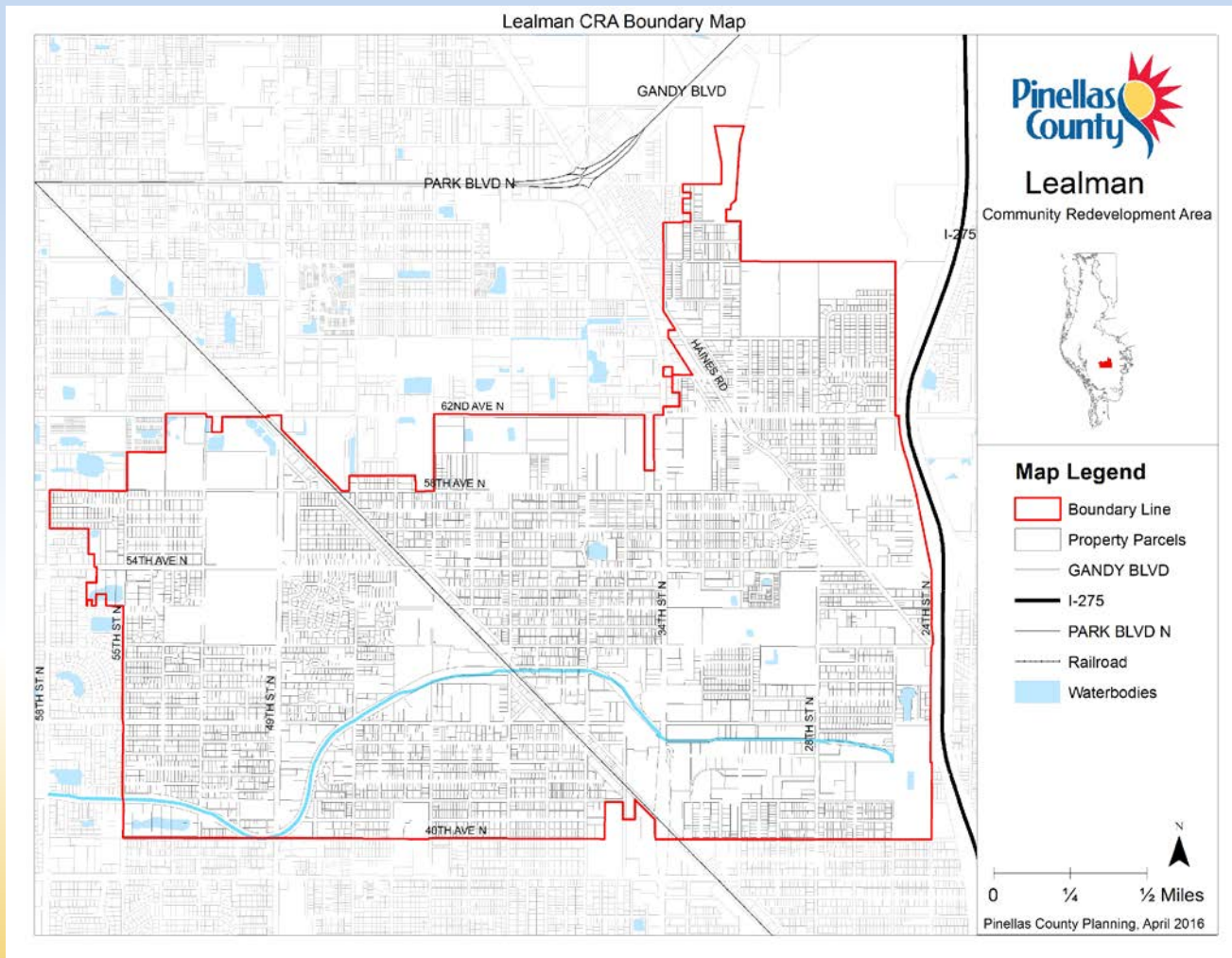
**PLANNING DEPARTMENT
LEALMAN COMMUNITY REDEVELOPMENT AREA
PLAN AMENDMENTS**






LEALMAN CRA PLAN AMENDMENTS & ACTIVITIES UPDATE

- Lealman CRA Plan and Redevelopment Trust Fund established in June, 2016
- CRA Advisory Committee engagement to establish short and long-range spending plan for TIF (for review today by the Community Redevelopment Agency)
- Ongoing projects furthering Plan Objectives





PLAN OBJECTIVES: PROJECTS UNDERWAY

Objective 1 – Economic Development and Innovation

Objective 2 – Commercial Activity

Objective 8 – Branding, Marketing, and Promotion (Sense of Place)

- Establishment of a Lealman Business District Association
- Former Fire Station Restorations for Non-Profit Occupancy
- CRA Logo
- Pre-App meetings for potential development opportunities
- Land Acquisition / Disposition
 - (CRA/HFA/Community Development partnerships)

PLAN OBJECTIVES: PROJECTS UNDERWAY

Objective 3 – Housing

- Lealman Heights
- Affordable Housing Land Assembly Fund
 - Fully leased
 - 33 of 46 units renovated and upgraded
 - 13 original tenants
 - HFA/Community Dev partnership

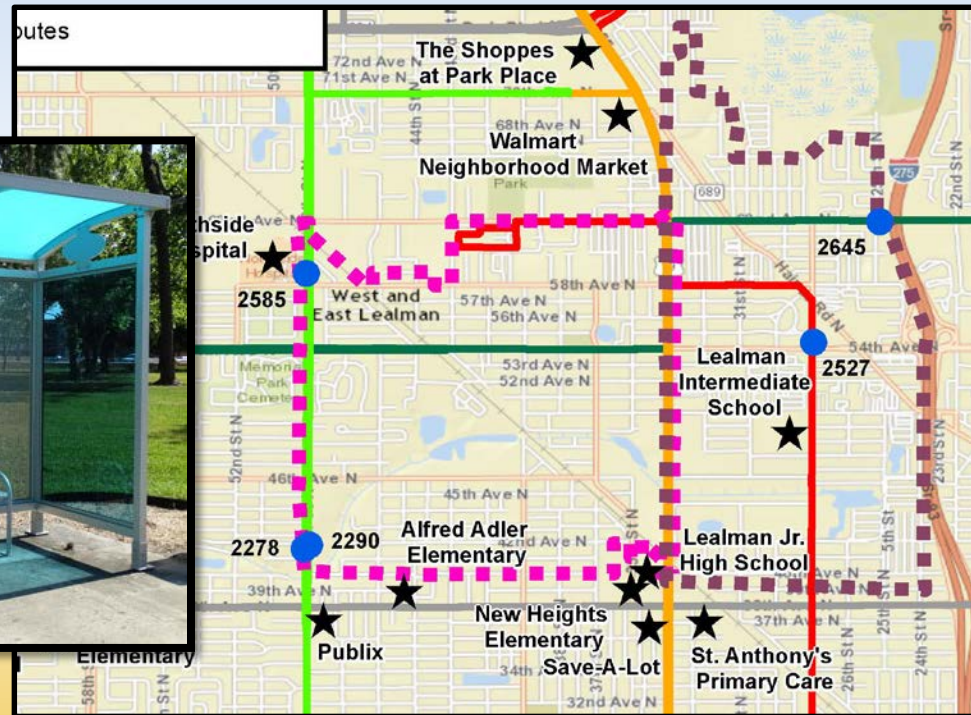


PLAN OBJECTIVES: PROJECTS UNDERWAY

Objective 4 – Infrastructure and Transportation

Enhanced Bus Shelters

- 4-7 shelters
- CDBG Funded
- PSTA & Community Development Partnerships

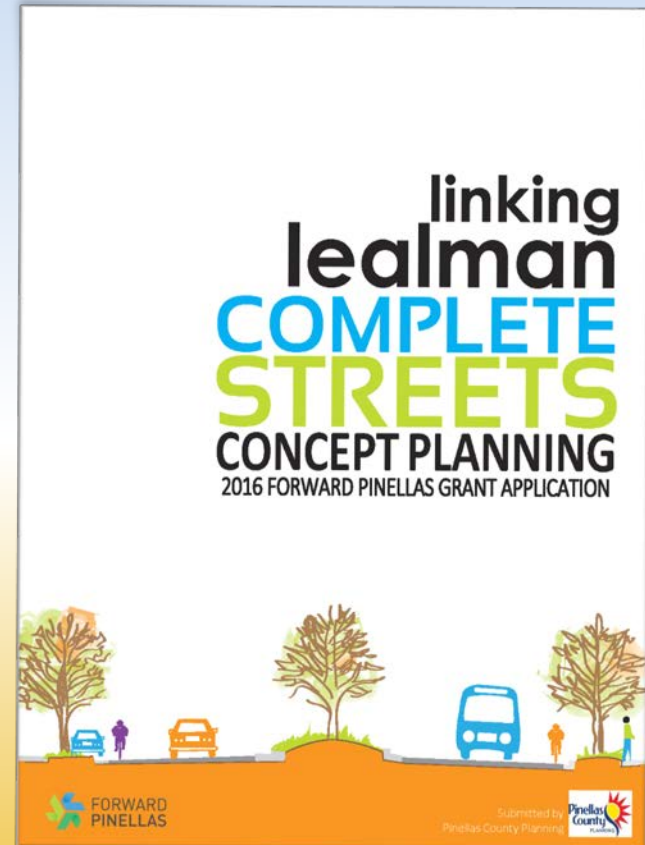


PLAN OBJECTIVES: PROJECTS UNDERWAY

Objective 5 – Urban Form

54th Avenue & 40th Street

- \$50,000 Forward Pinellas Complete Streets Grant Award
- Kick-off July 2017

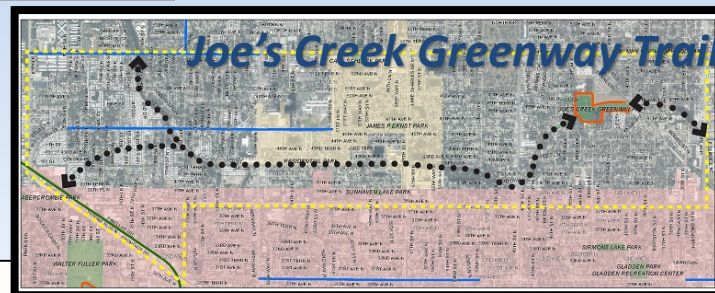


PLAN OBJECTIVES: PROJECTS UNDERWAY

Objective 6 – Healthy Community

Joe's Creek Greenway Park Survey Preferences

- Initial preferences indicate support for assets/improvements that support more passive recreational uses of the park
 - Walk/run/exercise trails
 - Dog Park
 - Festivals/special events
 - Enhanced shaded areas
 - Playgrounds
 - Splash Park
 - Picnic/cook out areas



Come see what we're planning!

You are encouraged to attend the

*Joe's Creek Greenway Park Recreational Opportunities and
Joe's Creek Greenway Trail Alignment Study Open House*


Save the date

Thursday, May 11, 2017 | 6 to 8 p.m.

Location


5175 45th St N., St. Petersburg, FL 33714






LEALMAN CRA PLAN AMENDMENTS

- Pinellas County Community Redevelopment Agency review and recommendation
 - Proposed “Appendix C” – Strategic Action Plan (SAP) and Spending Budget, and associated text amendments to CRA Plan
 - Updated Tax Increment Revenue Projections
 - Increase in 30 year TIF projections from \$49.5 million to \$59.9 million
- BCC review and adoption on June 20, 2017 (Resolution)



Place-Based Programs (FY 17/18)

- **Economic Development (15%)**
 - Small Business Development & Lending Program
 - Business Recruitment/Retention Program
- **Neighborhood Revitalization (35%)**
 - Residential Improvement Program
 - Non-Residential Improvement Program (site, parking, streetscape)
 - Clean Team Program
 - Targeted Zone Redeveloper Assistance Program (Residential & Non-Residential)
 - Homeownership Program




People-Based Programs (FY 17/18)

- **Education, Job Readiness & Workforce Development (10%)**
 - The Ray Neri Youth Citizen Mentoring and Apprenticeship Program


- **Healthy Community (20%)**
 - Access to Healthcare
 - Mobility & Accessibility (PSTA, Pedestrian, Access & Safety, etc.)
 - Proactive neighborhood Compliance, Enforcement & Safety

- **Public Capital Improvement Projects (CIP) & Other Projects (15%)**
 - Property Acquisition and Disposition
 - Grant Match Fund/Administration Services



FY17 & FY18 Spending Plan


Lealman CRA Two Year Program Spending Budget (FY17-FY18)			
Program/Project Description	TIF %		Funding Source ¹
	Estimated Allocation		
	FY17 ²	FY18 ³	
Total TIF Payment	\$208,272	\$368,730	
Economic Development	15%	15%	
Small Business Development & Lending Program	\$31,241	\$55,310	TIF
Business Recruitment/Retention Program			TIF
Neighborhood Revitalization (Residential & Non-Residential)	35%	35%	
Residential Improvement Program			TIF/Other
Non-Residential Improvement Program (Site, Parking, Streetscape)			TIF
Clean Team Program	\$72,895	\$129,056	TIF
Targeted Zone Developer Assistance Program (Residential & Non-Residential)			TIF/Other
Homeownership Program			TIF/Other
PLACE-BASED PROGRAM TOTALS	\$104,136	\$184,365	
Education, Job Readiness & Workforce Development	10%	10%	
The Ray Neri Youth Citizen Mentoring & Apprenticeship Program	\$20,827	\$36,873	TIF/Other
Healthy Community	20%	20%	
Access to Healthcare			TIF/Other
Mobility & Accessibility (PSTA, Pedestrian, Access & Safety, etc.)	\$41,654	\$73,746	TIF/Other
Proactive Neighborhood Compliance, Enforcement & Safety			TIF/Other
PEOPLE-BASED PROGRAM TOTALS	\$62,482	\$110,619	
Capital Improvement Projects (CIP) & Other Projects	15%	15%	
Property Acquisition & Disposition	\$31,241	\$55,310	TIF/CIP/Other
Grant Match Fund / Administration Services			TIF/Other
Reserve	5%	5%	
	\$10,414	\$18,437	
Total TIF Program Funding	\$208,272	\$368,730	



30 YEAR SPENDING PLAN (GENERALIZED TABLE*)

Lealman CRA Projected Spending Budget, 2017-2047	
Program/Project Description	Estimated Cost
Economic Development (15%)	\$8,990,097
Neighborhood Revitalization (Residential & Non-Residential) (35%)	\$20,976,893
PLACE-BASED PROGRAM TOTALS	\$29,966,991
Education, Job Readiness & Workforce Development (10%)	\$5,993,398
Healthy Community (20%)	\$11,986,796
PEOPLE-BASED PROGRAM TOTALS	\$17,980,194
Future Public Capital Improvement Projects (CIP) & Other Projects (15%)	\$8,990,097
Reserve (5%)	\$2,996,699
Total TIF Program Funding (30 years)	\$59,933,981

* See Appendix C, Table C-3, for specific programs to be funded



RECOMMENDATION

- Sitting as the Pinellas County Community Redevelopment Agency
 - Review and transmit proposed amendments for adoption by the (by Resolution) at the June 20, 2017 Board of County Commissioners Regular Session.
 - Proposed “Appendix C” – Strategic Action Plan (SAP) and Spending Budget
 - Associated text amendments to CRA Plan
 - Updated Tax Increment Revenue Projections