

Homeless Leadership Board
Family Homelessness and Emergency Shelter Data

1. Number of Family Beds (from most recent HIC 2017) - 303 Beds in 67 Units

2. Where are the Family Beds (which agencies)?
(From most recent HIC 2017)

Organization Name	Project Name	Beds HH w/ Children	Units HH w/ Children
Family Promise	Family Promise	14	4
Homeless Emergency Project	Emergency Shelter	36	8
Religious Community Services	Grace House	80	14
Salvation Army: St. Petersburg	Residential Center, Families	36	6
St. Petersburg Free Clinic	Family Housing Program	65	14
St. Vincent de Paul St. Petersburg	Family Shelter Program	72	21

3. Utilization of the Family Beds (from most recent HIC 2017)

Organization Name	Project Name	PIT Count	Total Beds	Utilization Rate
Family Promise	Family Promise	16	14	114%
Homeless Emergency Project**	Emergency Shelter	110	111	99%
Religious Community Services	Grace House	70	80	88%
Salvation Army: St. Petersburg	Residential Center, Families	17	36	47%
St. Petersburg Free Clinic	Family Housing Program	57	65	88%
St. Vincent de Paul St. Petersburg	Family Shelter Program	57	72	79%

** HEP utilization includes both individuals and families

Homeless Leadership Board
Family Homelessness and Emergency Shelter Data

4. Number of families/people served in Family Emergency Shelter (from most recent AHAR 2016)

1,111 unduplicated people, 448 adults and 663 children, used Family Emergency Shelter from 10/01/2015 – 09/30/2016.

5. Families in Motels/Hotels - both agency paid and self-pay - not currently tracked in TBIN; according to the providers who have historically placed families in hotels/motels; one family has been placed in a hotel/motel since 10/1/16.

6. 2015-2017 School Homeless Data (from HLB 2017 PIT Report - Tables 14 and 15)

Table 14

School Homeless Data for Students Age 17 and Younger						
	2015		2016		2017	
	N	%	N	%	N	%
Awaiting Foster Care	28	0.03	33	0.03	33	0.03
Living in Hotels or Motels	308	0.31	434	0.40	437	0.41
Unsheltered	32	0.03	68	0.06	56	0.05
Couch Surfing	1838	1.84	2145	2.00	2430	2.28
Homeless Total	2206	2.21	2680	2.50	2956	2.77
Living in Emergency or Transitional Shelters	392		472		543	
Not Homeless	97413		104076		103071	
Total	100011		107228		106570	

Those who report living in Emergency or Transitional Shelters in the school data are not counted as homeless in the PIT as the school survey is conducted at the start of the school year and is not congruent with the Point In Time Survey. (Total includes Homeless Total; Living in Emergency or Transitional Shelters; and Not Homeless.)

Homeless Leadership Board
Family Homelessness and Emergency Shelter Data

Table 15

School Homeless Data for Students Age 18 and Older						
	2015		2016		2017	
	N	%	N	%	N	%
Awaiting Foster Care	0	0.00	0	0.00	0	0.00
Living in Hotels or Motels	5	0.10	11	0.18	17	0.30
Unsheltered	2	0.04	9	0.15	3	0.05
Couch Surfing	103	2.07	113	1.89	120	2.09
Homeless Total	110	2.21	133	2.23	140	2.44
Living in Emergency or Transitional Shelters	8		13		19	
Not Homeless	4867		5821		5573	
Total	4985		5967		5732	

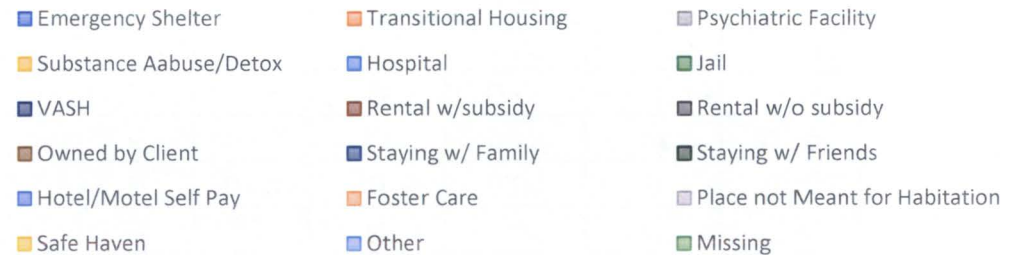
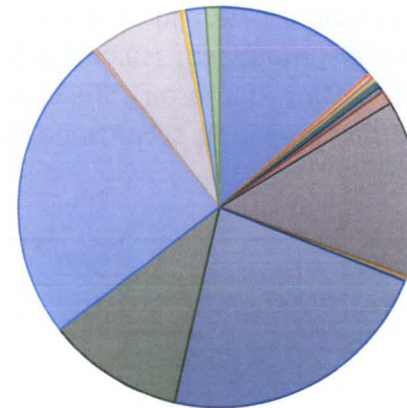
The school homeless data show an increase in the number of students reported as homeless across locations. These numbers include the students themselves and not the families with whom they are living. These data suggest that those living in hotels or motels or couch surfing have increased from 2015 to 2017. These data also suggest that there is a subset of children who live in Unsheltered locations who are not captured by Point in Time data, where few if any children are reported as being Unsheltered each year. (Total includes Homeless Total; Living in Emergency or Transitional Shelters; and Not Homeless)

Homeless Leadership Board Family Homelessness and Emergency Shelter Data

7. Additional AHAR Information

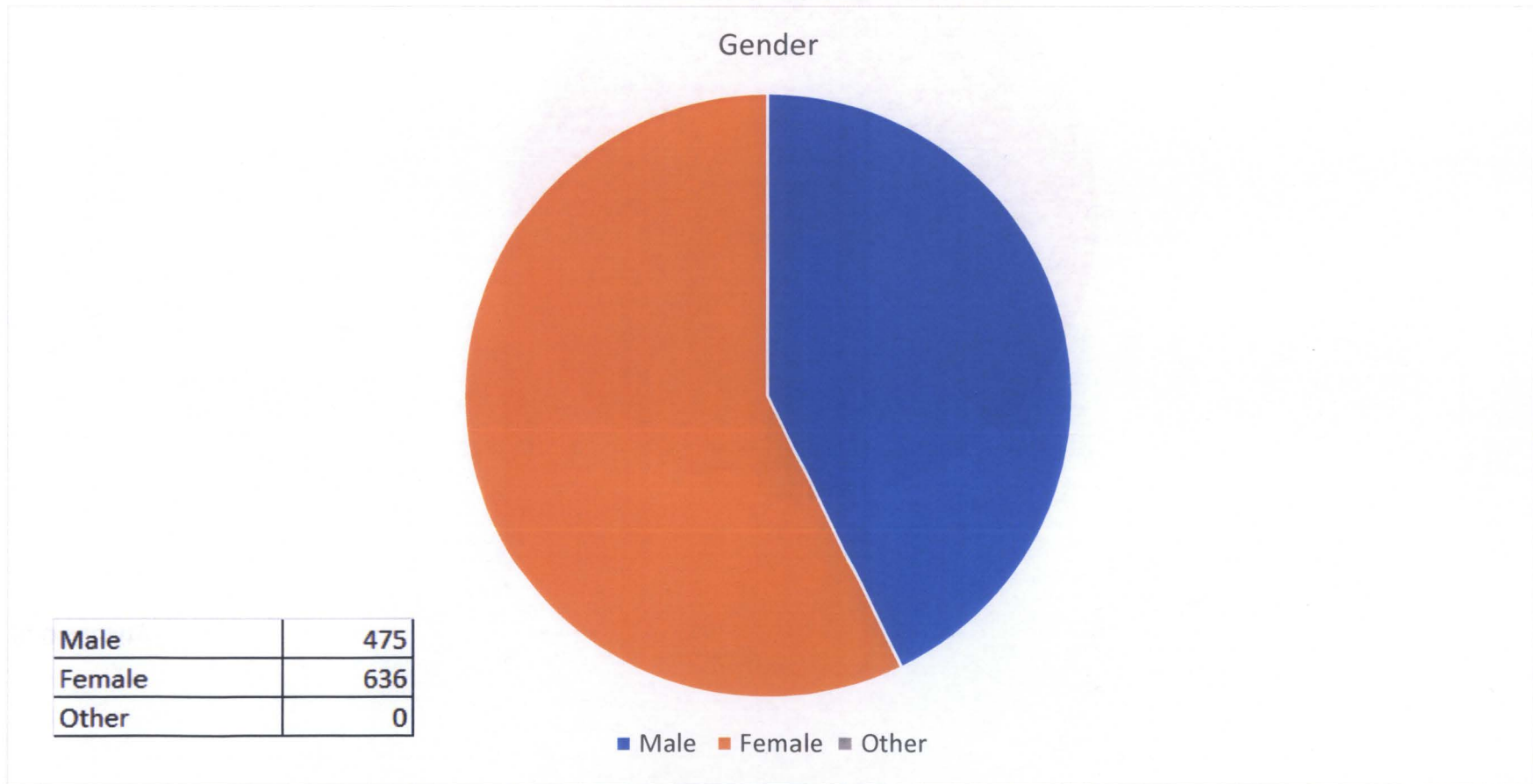
Emergency Shelter	60
Transitional Housing	2
Psychiatric Facility	1
Substance Abuse/Detox	1
Hospital	1
Jail	1
VASH	2
Rental w/subsidy	5
Rental w/o subsidy	64
Owned by Client	2
Staying w/ Family	101
Staying w/ Friends	49
Hotel/Motel Self Pay	111
Foster Care	1
Place not Meant for Habitation	33
Safe Haven	2
Other	7
Missing	5

Living arrangement the night prior to Fam ES entry



Homeless Leadership Board Family Homelessness and Emergency Shelter Data

8. Gender



Homeless Leadership Board
Family Homelessness and Emergency Shelter Data

9. Disability

