


Doing Things!


**Partner Presentation:
Pinellas County EMS Advisory Council
EMS System Update
May 9, 2017**






EMS Advisory Council

- Chairman Dr. David Weiland
- Vice Chair Mrs. Kelly Cullen
- Secretary Dr. Kenneth Webster



EMS Advisory Council


- Mission
 - Study and analyze the procedures and protocols of Emergency Medical Services throughout Pinellas County.
 - Recommend to the EMS Authority (Board of County Commissioners) and staff such actions as deemed necessary to ensure high quality emergency medical services throughout Pinellas County.
 - Review and comment upon all rules, regulations and procedures that are adopted by the Medical Control Board which do not require emergency action by the Pinellas County EMS Medical Director.



EMS Advisory Council


■ Membership

- **Citizens (7) – Aligned to Commissioner Districts**
- Mayors (4)
- City of Clearwater Fire Chief
- City of St. Petersburg Fire Chief
- Emergency Nurses' Association
- Independent Fire District Elected Official
- **National Alliance of Mental Illness – Local Representative**
- Pinellas County Fire Chiefs' Association – Fire Chief and EMS Coordinator
- Pinellas County Health Department
- Pinellas County Medical Association
- Pinellas County Osteopathic Medical Society
- Pinellas County Sheriff's Office
- St. Petersburg College
- Sunstar Paramedics

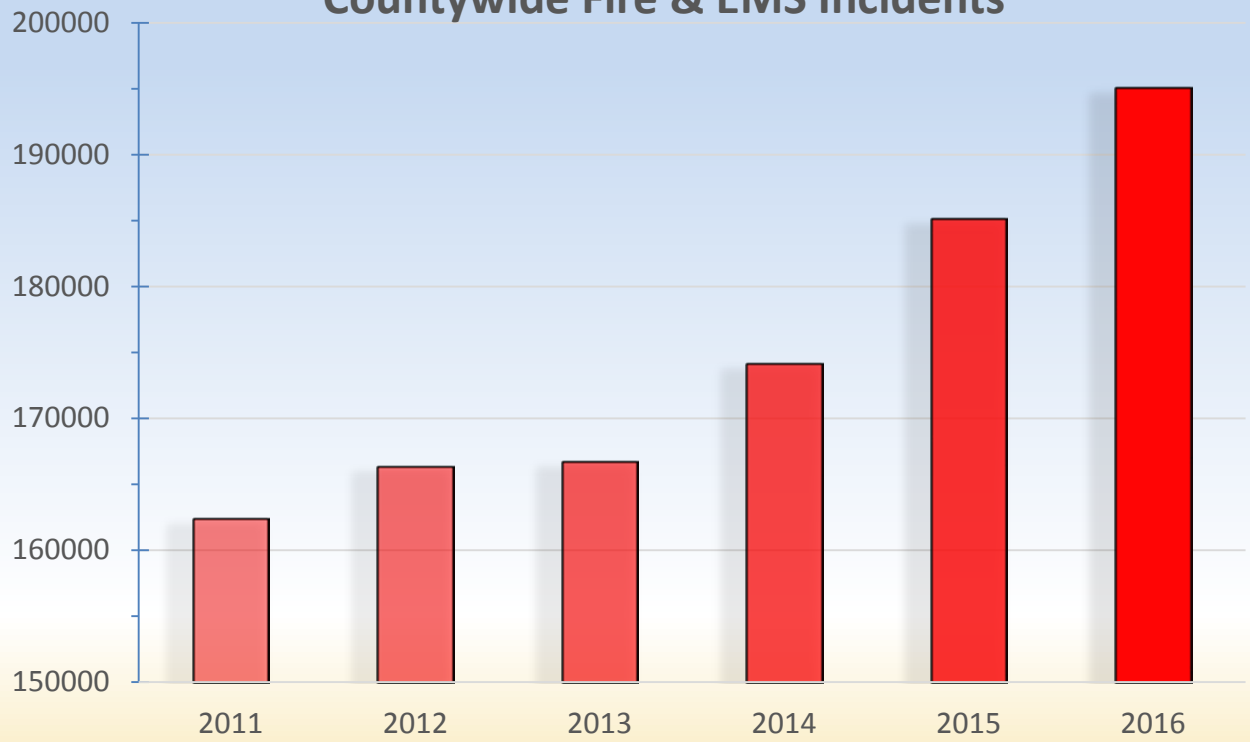


Status of the EMS System


- Collaborative and Positive working relationships between the Fire Chiefs, Sunstar, Medical Director and EMS & Fire Administration – Never Better
- EMS Advisory Council is fully engaged and evaluating on all initiatives
- Sustained increases in EMS Service Demand –
 - First Responder Responses and Ambulance Transports



Countywide Fire & EMS Incidents




4.5% in 2014
6.3% in 2015
5.9% in 2016

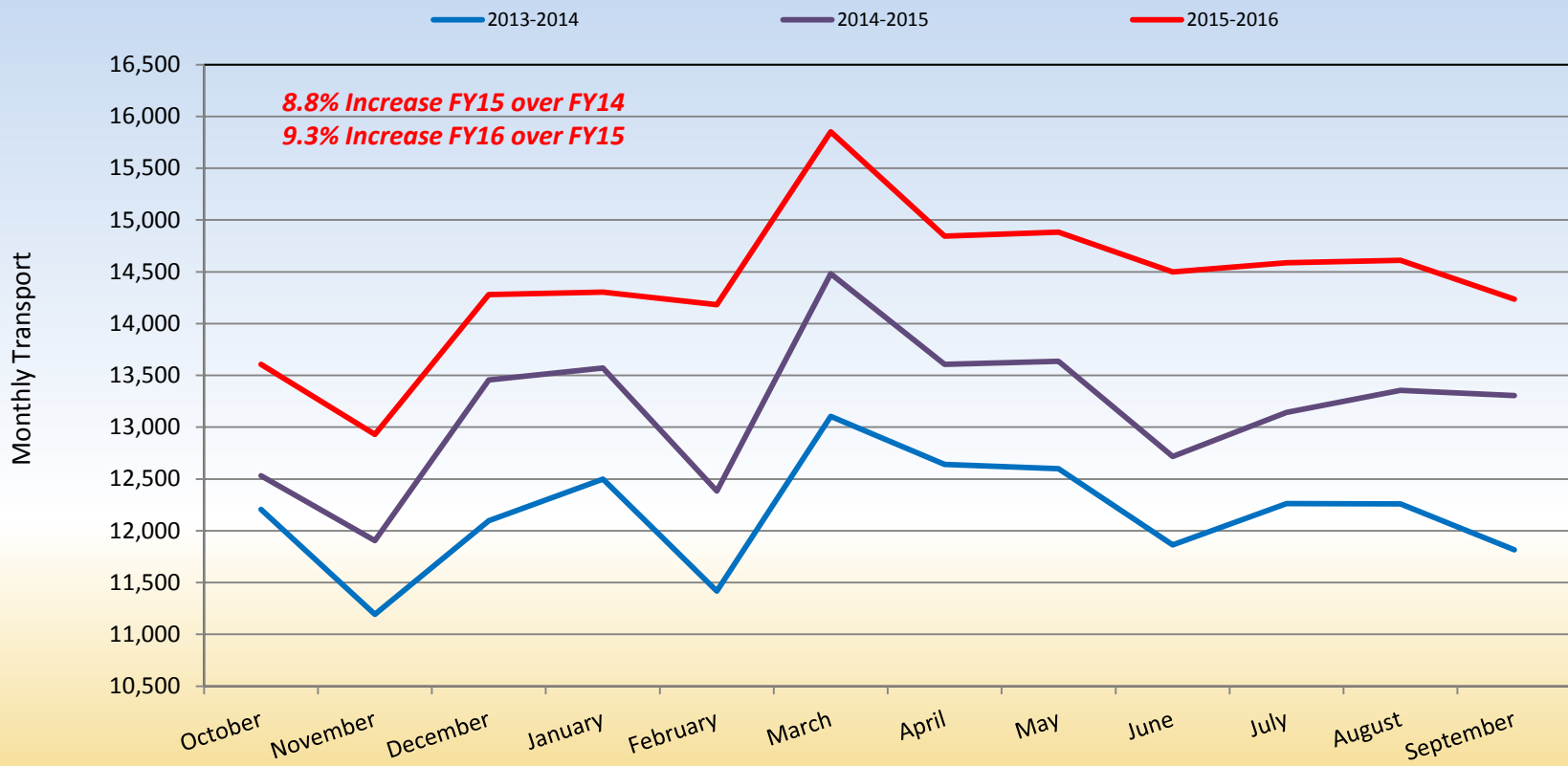



Top 6 Busiest Fire Departments - Increase in Calls for Service - 2010–2016

Department	2010	2016	Percentage Increase
St. Petersburg	44,051	61,740	40%
Clearwater	22,919	29,312	28%
Largo	17,750	28,693	62%
Pinellas Park	11,820	16,036	36%
Lealman	8,796	13,754	56%
Seminole	9,820	12,363	26%



Ambulance Transports by Fiscal Year







Status of the EMS System

- Fire & EMS System Improvements – Doing Things!
- Completed
 - Two (2) Peak Time Medic Units – Medic 1 & Medic 3
 - Ten (10) Basic Life Support Ambulances
 - Stretcher Vans implemented by 5 Wheelchair Providers
 - Active Shooter Preparedness
 - Standardized Medical Equipment Bags Countywide
 - Technical Rescue Agreement
- In Progress
 - Provider Wellness – Cumulative and Post Traumatic Stress
 - Water Rescue & Water Extrication Improvements
 - Fire Boat 22, Fire Boat 44, Marine 57, Rapid Diver Equipment and Training

St Petersburg Medic 3




Our Vision: To Be the Standard for Public Service in America



Sunstar BLS Ambulances




Our Vision: To Be the Standard for Public Service in America



Status of the EMS System

- “Data Driven Focus Group” with Fire Chiefs and County Staff
 - 2nd Fiscal Year of Standardized Performance Metrics, Maps & Analysis and Collaborative Discussion
 - EMS Advisory Council reviewed all ALS First Responder Requests – Annual Meeting in March and transmitted Recommendation Memo



Closing

- Maintain Response Times & Service Levels
- Ensure Sustainability - Workload on Field Crews
- Any items for the EMS Advisory Council to evaluate on behalf of the EMS Authority?
- Any Questions?