

**BOARD OF COUNTY  
COMMISSIONERS**

Dave Eggers  
Pat Gerard  
Charlie Justice  
Janet C. Long  
John Morroni  
Karen Williams Seel  
Kenneth T. Welch



March 21, 2018

Biosolids Center  
ATTN: Bryant Harris  
United States Environmental Protection Agency  
Water, Wetlands and Pesticides Division  
11201 Renner Boulevard  
Lenexa, Kansas 66219  
harris.bryant@epa.gov

RE: Wastewater Permit No. FL0040436  
South Cross Bayou Advanced Water Reclamation Facility (AWRF)

Dear Sir or Madam:

The reports attached to this submittal are in response to the Certified Mail Request Re: Section 308 of the Clean Water Act (33U.S.C 1318), Pinellas County Utilities, NPDES No. FL0040436. Pinellas County received the original letter on March 5, 2018.

- South Cross Bayou AWRF Response
  - Note that US EPA's original statements are *italicized* in our response for reference.
- Statements of Certifications
- Final DEP Discharge Monitoring Reports for Class AA Residuals
- Laboratory Analysis and Results
- Biosolids Analysis Data Summary Tables
- South Cross Bayou AWRF Operating Permit
- Process Flow Diagram of our heat drying/ pelletizing PFRP process
- A signed Enclosure B extracted from the Certified Mail Request

Please do not hesitate to contact me should you have additional inquiries on this regard.

Sincerely,

A handwritten signature in black ink, appearing to read "Ivy Drexler". The signature is fluid and cursive, extending to the right.

PINELLAS COUNTY UTILITIES

Ivy Drexler

Wastewater Plant Manager, South Cross Bayou AWRF

Pinellas County Utilities  
6730 142nd Ave., N.  
Largo, FL 33771  
Main Office: (727) 582-2300  
FAX: (727) 464-5858  
V/TDD: (727) 464-4062

www.pinellascounty.org



**BOARD OF COUNTY  
COMMISSIONERS**

Dave Eggers  
Pat Gerard  
Charlie Justice  
Janet C. Long  
John Morroni  
Karen Williams Seel  
Kenneth T. Welch



Response to Certified Mail Request Re: Section 308 of the Clean Water Act (33U.S.C 1318), Pinellas County Utilities, NPDES No. FL040436

1. Person to Contact:

Ivy Drexler, Ph.D  
Wastewater Treatment Plant Manager, South Cross Bayou AWRP  
7401 54<sup>th</sup> Ave N, St Petersburg, FL 33709  
[idxler@pinellascounty.org](mailto:idxler@pinellascounty.org)  
727-582-7023

2. Ivy Drexler, Ph.D, in conjunction with staff members from Pinellas County Utilities Department

3. *Original statement: The following information was not provided or lacked sufficient detail in the information provided in the 2016 report submitted by your facility.*

Please note that all sewage sludge processed met Class A pathogen classifications for calendar year 2016.

a. *For all sewage sludge related materials produced or processed at your facility for calendar year 2016, provide all records pertaining to the Class A or Class B pathogen classifications for sewage sludge found in 40 CFR § 503. The records should include copies of the following:*

i. *Specific records identifying whether or not the pathogen process requirements were met in accordance with 40 CFR § 503.32(a)&(b) (e.g. percent solids, time, compost temperature, moisture content, pile turnings, pH).*

As previously submitted in the 2016 Biosolids Report and attached herein, the Certifications include records verifying that pathogen requirements were met in accordance with 40 C.F.R. 503.32(a)&(b) using a heat drying / pelletizing process.

ii. *All analytical laboratory results for pathogen testing (fecal coliform, salmonella, helminth ova, enteric viruses) including test methods, chain of custody, and holding times.*

As previously submitted in the 2016 Biosolids Report and attached herein, results of pathogen testing can be found on monthly Discharge Monitoring Reports. In addition, attached herein are laboratory reports, which include test methods and timing, and accompanying chain of custodies, which include sample date/time, for the requested tests.

Pinellas County Utilities  
6730 142nd Ave., N.  
Largo, FL 33771  
Main Office: (727) 582-2300  
FAX: (727) 464-5858  
V/TDD: (727) 464-4062

[www.pinellascounty.org](http://www.pinellascounty.org)



- iii. *Specifically, clarify which pathogen values are correct, the values listed on the pdf attachment to your 2016 annual sludge report the values submitted in the annual report, itself.*

The pathogen data included in the electronic submission refer to fecal coliform results for digested sewage sludge (before pelletizing). See Table titled Biosolids Analysis Data Summary – Digested Sludge, previously submitted and attached herein.

Fecal coliform data for pelletized biosolids were previously submitted in Table titled Biosolids Analysis Data Summary – Final Product (Pellets), attached herein.

The values presented were correct for their respective treatment stage.

- b. *For all sewage sludge related materials produced or processed at your facility for calendar year 2016, provide all records pertaining to the vector attraction reduction (VAR) requirements found in 40 CFR § 503.33(b)(1) through (b)(8). The records should include copies of the following:*

- i. *Specific records identifying whether or not the VAR process requirements were met in accordance with 40 CFR § 503.33(b) (1) through (b) (8) (e.g. volatile solids percent reduction, specific oxygen uptake rate, time, temperature, pH).*

As previously submitted in the 2016 Biosolids Report and attached herein, the Certifications include records verifying that pathogen requirements were met in accordance with 40 C.F.R. 503.32(a)&(b) using a heat drying / pelletizing process.

- ii. *All analytical laboratory results for VAR testing including test methods, chain of custody, and holding times.*

Attached herein are laboratory reports, which include test methods and timing, and accompanying chain of custodies, which includes sample date/time, for the requested tests.

- c. *For all instances in 2016 when either Pathogen Reduction, Vector Attraction Reduction or Pollutant limits were not met the following information is required:*


- i. *Provide a description of how the sewage sludge was reprocessed or handled.*  
ii. *Provide all additional test results on the reprocessed sewage sludge.*

For calendar year 2016, there were no instances when either Pathogen Reduction, Vector Attraction Reduction, or Pollutant limits were not met; therefore, both (c)(i) and (c)(ii) are non-applicable.



**BOARD OF COUNTY  
COMMISSIONERS**

Dave Eggers  
Pat Gerard  
Charlie Justice  
Janet C. Long  
John Morroni  
Karen Williams Seel  
Kenneth T. Welch



- d. *Provide an accurate and detailed description of your facility's process to product Class A or Class B sewage sludge material.*

The facility operates a heat drying / pelletizing PFRP process as described in 40 C.F.R. 503.32. The facility operating permit describes the facility's equipment (page 2 in wastewater treatment section) and has been attached herein. A process flow diagram is also attached.

- e. *Provide hauling logs for each shipment of sludge removed from your facility.*

Only Class A fertilizer per 40 C.F.R. 503.32 PFRP and Class AA per Chapter 62-640 F.A.C. is shipped from the facility. The facility does not have haul logs for sludge, as no sludge is hauled off-site.

- f. *Records on agronomic rates and loading rates (if applicable) for each field if the sewage sludge are distributed in bulk to agricultural fields.*

Not applicable.



Pinellas County Utilities  
6730 142nd Ave., N.  
Largo, FL 33771  
Main Office: (727) 582-2300  
FAX: (727) 464-5858  
V/TDD: (727) 464-4062

[www.pinellascounty.org](http://www.pinellascounty.org)

**Reference for Sections III.a(i) and b(i)**

# CERTIFICATION STATEMENTS

Person Who Prepares

503.17

## Reference for Sections III.a(i) and b(i)

### CERTIFICATION STATEMENT

South Cross Bayou Water Reclamation Facility

FDEP Permit Number FL0040436

(Person who Prepares - 503.17)

I certify, under penalty of law, that the Class A pathogen requirements in 503.32 have been met using method "PFRP Heat Drying." Vector attraction reduction requirements in 503.33 have been met using method "Percent Solids Exceeds 90%." This determination has been made under my direction and supervision in accordance with the system designed to ensure that qualified personnel properly gather and evaluate the information used to determine that the pathogen requirements and vector attraction reduction requirements are met. I am aware that there are significant penalties for false certification, including the possibility of fine and imprisonment.

Person Who Prepares:



---

Megan Ross  
Wastewater Treatment Manager  
South Cross Bayou AWRP

January 2016 Information

## Reference for Sections III.a(i) and b(i)

### CERTIFICATION

"I certify, under penalty of law, that the information that will be used to determine compliance with the Class A pathogen requirements in §503.32(a) and the vector attraction reduction requirement in §503.33(b)(8) was prepared under my direction and supervision in accordance with the system designed to ensure that qualified personnel properly gather and evaluate this information. I am aware that there are significant penalties for false certification including the possibility of fine and imprisonment."

Project(s): South Cross Bayou WRF Pelletizing Facility

Reporting Period: January 2016

Name: Mathew Busch

Synagro

Signature: \_\_\_\_\_



Date: 01-February-2016

The Class A pathogen requirements were met through §503.32(a)(7). The Process to Further Reduce Pathogens was Heat Drying (Appendix B, B.2.). The biosolids were dried by direct or indirect contact with hot gases to reduce the moisture content to 10% or lower. The temperature of the biosolids particles exceeded 80 degrees Celsius. Fecal coliform testing was performed and the density of fecal coliform in the biosolids was <1000 MPN per gram of total solids (dry weight basis).

The vector attraction reduction requirement was met through §503.33(b)(8). The percent solids of the biosolids that contains unstabilized solids generated in a primary wastewater treatment process shall be  $\geq 90\%$  based on the moisture content and total solids prior to mixing with other materials.

NTYPE 29: CA5 PR PELL PT VAR 90

## Reference for Sections III.a(i) and b(i)

### CERTIFICATION STATEMENT

South Cross Bayou Water Reclamation Facility

FDEP Permit Number FL0040436

(Person who Prepares - 503.17)

I certify, under penalty of law, that the Class A pathogen requirements in 503.32 have been met using method "PFRP Heat Drying." Vector attraction reduction requirements in 503.33 have been met using method "Percent Solids Exceeds 90%." This determination has been made under my direction and supervision in accordance with the system designed to ensure that qualified personnel properly gather and evaluate the information used to determine that the pathogen requirements and vector attraction reduction requirements are met. I am aware that there are significant penalties for false certification, including the possibility of fine and imprisonment.

Person Who Prepares:



---

Megan Ross  
Wastewater Treatment Manager  
South Cross Bayou AWRP

February 2016 Information



## Reference for Sections III.a(i) and b(i)

### CERTIFICATION

"I certify, under penalty of law, that the information that will be used to determine compliance with the Class A pathogen requirements in §503.32(a) and the vector attraction reduction requirement in §503.33(b)(8) was prepared under my direction and supervision in accordance with the system designed to ensure that qualified personnel properly gather and evaluate this information. I am aware that there are significant penalties for false certification including the possibility of fine and imprisonment."


Project(s): South Cross Bayou WRF Pelletizing Facility

Reporting Period: February 2016

Name: Mathew Busch

Synagro

Signature: \_\_\_\_\_



Date: 01-March-2016

The Class A pathogen requirements were met through §503.32(a)(7). The Process to Further Reduce Pathogens was Heat Drying (Appendix B, B.2.). The biosolids were dried by direct or indirect contact with hot gases to reduce the moisture content to 10% or lower. The temperature of the biosolids particles exceeded 80 degrees Celsius. Fecal coliform testing was performed and the density of fecal coliform in the biosolids was <1000 MPN per gram of total solids (dry weight basis).

The vector attraction reduction requirement was met through §503.33(b)(8). The percent solids of the biosolids that contains unstabilized solids generated in a primary wastewater treatment process shall be  $\geq 90\%$  based on the moisture content and total solids prior to mixing with other materials.

NTYPE 29: CA5 PR PELL PT VAR 90

## Reference for Sections III.a(i) and b(i)

### CERTIFICATION STATEMENT

South Cross Bayou Water Reclamation Facility

FDEP Permit Number FL0040436

(Person who Prepares - 503.17)

I certify, under penalty of law, that the Class A pathogen requirements in 503.32 have been met using method "PFRP Heat Drying." Vector attraction reduction requirements in 503.33 have been met using method "Percent Solids Exceeds 90%." This determination has been made under my direction and supervision in accordance with the system designed to ensure that qualified personnel properly gather and evaluate the information used to determine that the pathogen requirements and vector attraction reduction requirements are met. I am aware that there are significant penalties for false certification, including the possibility of fine and imprisonment.

Person Who Prepares:



---

Megan Ross  
Wastewater Treatment Manager  
South Cross Bayou AWRP

March 2016 Information

## Reference for Sections III.a(i) and b(i)

### CERTIFICATION

"I certify, under penalty of law, that the information that will be used to determine compliance with the Class A pathogen requirements in §503.32(a) and the vector attraction reduction requirement in §503.33(b)(8) was prepared under my direction and supervision in accordance with the system designed to ensure that qualified personnel properly gather and evaluate this information. I am aware that there are significant penalties for false certification including the possibility of fine and imprisonment."

Project(s): South Cross Bayou WRF Pelletizing Facility

Reporting Period: March 2016

Name: Mathew Busch

Synagro

Signature: \_\_\_\_\_



Date: 01-April-2016

The Class A pathogen requirements were met through §503.32(a)(7). The Process to Further Reduce Pathogens was Heat Drying (Appendix B, B.2.). The biosolids were dried by direct or indirect contact with hot gases to reduce the moisture content to 10% or lower. The temperature of the biosolids particles exceeded 80 degrees Celsius. Fecal coliform testing was performed and the density of fecal coliform in the biosolids was <1000 MPN per gram of total solids (dry weight basis).

The vector attraction reduction requirement was met through §503.33(b)(8). The percent solids of the biosolids that contains unstabilized solids generated in a primary wastewater treatment process shall be ≥90% based on the moisture content and total solids prior to mixing with other materials.

NTYPE 29: CA5 PR PELL PT VAR 90

## Reference for Sections III.a(i) and b(i)

### CERTIFICATION STATEMENT

South Cross Bayou Water Reclamation Facility

FDEP Permit Number FL0040436

(Person who Prepares - 503.17)

I certify, under penalty of law, that the Class A pathogen requirements in 503.32 have been met using method "PFRP Heat Drying." Vector attraction reduction requirements in 503.33 have been met using method "Percent Solids Exceeds 90%." This determination has been made under my direction and supervision in accordance with the system designed to ensure that qualified personnel properly gather and evaluate the information used to determine that the pathogen requirements and vector attraction reduction requirements are met. I am aware that there are significant penalties for false certification, including the possibility of fine and imprisonment.

Person Who Prepares:



---

Megan Ross  
Wastewater Treatment Manager  
South Cross Bayou AWRP

April 2016 Information

## Reference for Sections III.a(i) and b(i)

### CERTIFICATION

"I certify, under penalty of law, that the information that will be used to determine compliance with the Class A pathogen requirements in §503.32(a) and the vector attraction reduction requirement in §503.33(b)(8) was prepared under my direction and supervision in accordance with the system designed to ensure that qualified personnel properly gather and evaluate this information. I am aware that there are significant penalties for false certification including the possibility of fine and imprisonment."

Project(s): South Cross Bayou WRF Pelletizing Facility

Reporting Period: April 2016

Name: Mathew Busch

Synagro

Signature: \_\_\_\_\_



Date: 01-May-2016

The Class A pathogen requirements were met through §503.32(a)(7). The Process to Further Reduce Pathogens was Heat Drying (Appendix B, B.2.). The biosolids were dried by direct or indirect contact with hot gases to reduce the moisture content to 10% or lower. The temperature of the biosolids particles exceeded 80 degrees Celsius. Fecal coliform testing was performed and the density of fecal coliform in the biosolids was <1000 MPN per gram of total solids (dry weight basis).

The vector attraction reduction requirement was met through §503.33(b)(8). The percent solids of the biosolids that contains unstabilized solids generated in a primary wastewater treatment process shall be  $\geq 90\%$  based on the moisture content and total solids prior to mixing with other materials.

NTYPE 29: CA5 PR PELL PT VAR 90

**Reference for Sections III.a(i) and b(i)**

**CERTIFICATION STATEMENT**

South Cross Bayou Water Reclamation Facility

FDEP Permit Number FL0040436

(Person who Prepares - 503.17)

I certify, under penalty of law, that the Class A pathogen requirements in 503.32 have been met using method "PFRP Heat Drying." Vector attraction reduction requirements in 503.33 have been met using method "Percent Solids Exceeds 90%." This determination has been made under my direction and supervision in accordance with the system designed to ensure that qualified personnel properly gather and evaluate the information used to determine that the pathogen requirements and vector attraction reduction requirements are met. I am aware that there are significant penalties for false certification, including the possibility of fine and imprisonment.

Person Who Prepares:



---

Megan Ross

Wastewater Treatment Manager  
South Cross Bayou AWRP

May 2016 Information

## Reference for Sections III.a(i) and b(i)

### CERTIFICATION

"I certify, under penalty of law, that the information that will be used to determine compliance with the Class A pathogen requirements in §503.32(a) and the vector attraction reduction requirement in §503.33(b)(8) was prepared under my direction and supervision in accordance with the system designed to ensure that qualified personnel properly gather and evaluate this information. I am aware that there are significant penalties for false certification including the possibility of fine and imprisonment."


Project(s): South Cross Bayou WRF Pelletizing Facility

Reporting Period: May 2016

Name: Mathew Busch

Synagro

Signature:



Date: 01-June-2016

The Class A pathogen requirements were met through §503.32(a)(7). The Process to Further Reduce Pathogens was Heat Drying (Appendix B, B.2.). The biosolids were dried by direct or indirect contact with hot gases to reduce the moisture content to 10% or lower. The temperature of the biosolids particles exceeded 80 degrees Celsius. Fecal coliform testing was performed and the density of fecal coliform in the biosolids was <1000 MPN per gram of total solids (dry weight basis).

The vector attraction reduction requirement was met through §503.33(b)(8). The percent solids of the biosolids that contains unstabilized solids generated in a primary wastewater treatment process shall be  $\geq 90\%$  based on the moisture content and total solids prior to mixing with other materials.

NTYPE 29: CA5 PR PELL PT VAR 90

**Reference for Sections III.a(i) and b(i)**

**CERTIFICATION STATEMENT**


South Cross Bayou Water Reclamation Facility

FDEP Permit Number FL0040436

(Person who Prepares - 503.17)

I certify, under penalty of law, that the Class A pathogen requirements in 503.32 have been met using method "PFRP Heat Drying." Vector attraction reduction requirements in 503.33 have been met using method "Percent Solids Exceeds 90%." This determination has been made under my direction and supervision in accordance with the system designed to ensure that qualified personnel properly gather and evaluate the information used to determine that the pathogen requirements and vector attraction reduction requirements are met. I am aware that there are significant penalties for false certification, including the possibility of fine and imprisonment.

Person Who Prepares:

  
\_\_\_\_\_  
Megan Ross  
Wastewater Treatment Manager  
South Cross Bayou AWRP

June 2016 Information



## Reference for Sections III.a(i) and b(i)

### CERTIFICATION

"I certify, under penalty of law, that the information that will be used to determine compliance with the Class A pathogen requirements in §503.32(a) and the vector attraction reduction requirement in §503.33(b)(8) was prepared under my direction and supervision in accordance with the system designed to ensure that qualified personnel properly gather and evaluate this information. I am aware that there are significant penalties for false certification including the possibility of fine and imprisonment."

Project(s): South Cross Bayou WRF Pelletizing Facility

Reporting Period: June 2016

Name: Mathew Busch

Synagro

Signature:  \_\_\_\_\_ Date: 01-July-2016

The Class A pathogen requirements were met through §503.32(a)(7). The Process to Further Reduce Pathogens was Heat Drying (Appendix B, B.2.). The biosolids were dried by direct or indirect contact with hot gases to reduce the moisture content to 10% or lower. The temperature of the biosolids particles exceeded 80 degrees Celsius. Fecal coliform testing was performed and the density of fecal coliform in the biosolids was <1000 MPN per gram of total solids (dry weight basis).

The vector attraction reduction requirement was met through §503.33(b)(8). The percent solids of the biosolids that contains unstabilized solids generated in a primary wastewater treatment process shall be  $\geq 90\%$  based on the moisture content and total solids prior to mixing with other materials.

NTYPE 29: CA5 PR PELL PT VAR 90

## Reference for Sections III.a(i) and b(i)

### CERTIFICATION STATEMENT

South Cross Bayou Water Reclamation Facility

FDEP Permit Number FL0040436

(Person who Prepares - 503.17)

I certify, under penalty of law, that the Class A pathogen requirements in 503.32 have been met using method "PFRP Heat Drying." Vector attraction reduction requirements in 503.33 have been met using method "Percent Solids Exceeds 90%." This determination has been made under my direction and supervision in accordance with the system designed to ensure that qualified personnel properly gather and evaluate the information used to determine that the pathogen requirements and vector attraction reduction requirements are met. I am aware that there are significant penalties for false certification, including the possibility of fine and imprisonment.

Person Who Prepares:



---

Megan Ross  
Wastewater Treatment Manager  
South Cross Bayou AWRP

July 2016 Information

## Reference for Sections III.a(i) and b(i)

### CERTIFICATION

"I certify, under penalty of law, that the information that will be used to determine compliance with the Class A pathogen requirements in §503.32(a) and the vector attraction reduction requirement in §503.33(b)(8) was prepared under my direction and supervision in accordance with the system designed to ensure that qualified personnel properly gather and evaluate this information. I am aware that there are significant penalties for false certification including the possibility of fine and imprisonment."

Project(s): South Cross Bayou WRF Pelletizing Facility

Reporting Period: July 2016

Name: Mathew Busch

Synagro

Signature: \_\_\_\_\_



Date: 01-Aug-2016

The Class A pathogen requirements were met through §503.32(a)(7). The Process to Further Reduce Pathogens was Heat Drying (Appendix B, B.2.). The biosolids were dried by direct or indirect contact with hot gases to reduce the moisture content to 10% or lower. The temperature of the biosolids particles exceeded 80 degrees Celsius. Fecal coliform testing was performed and the density of fecal coliform in the biosolids was <1000 MPN per gram of total solids (dry weight basis).

The vector attraction reduction requirement was met through §503.33(b)(8). The percent solids of the biosolids that contains unstabilized solids generated in a primary wastewater treatment process shall be ≥90% based on the moisture content and total solids prior to mixing with other materials.

NTYPE 29: CA5 PR PELL PT VAR 90

## Reference for Sections III.a(i) and b(i)

### CERTIFICATION STATEMENT

South Cross Bayou Water Reclamation Facility

FDEP Permit Number FL0040436

(Person who Prepares - 503.17)

I certify, under penalty of law, that the Class A pathogen requirements in 503.32 have been met using method "PFRP Heat Drying." Vector attraction reduction requirements in 503.33 have been met using method "Percent Solids Exceeds 90%." This determination has been made under my direction and supervision in accordance with the system designed to ensure that qualified personnel properly gather and evaluate the information used to determine that the pathogen requirements and vector attraction reduction requirements are met. I am aware that there are significant penalties for false certification, including the possibility of fine and imprisonment.

Person Who Prepares:



---

Megan Ross  
Wastewater Treatment Manager  
South Cross Bayou AWRP

August 2016 Information

## Reference for Sections III.a(i) and b(i)

### CERTIFICATION

"I certify, under penalty of law, that the information that will be used to determine compliance with the Class A pathogen requirements in §503.32(a) and the vector attraction reduction requirement in §503.33(b)(8) was prepared under my direction and supervision in accordance with the system designed to ensure that qualified personnel properly gather and evaluate this information. I am aware that there are significant penalties for false certification including the possibility of fine and imprisonment."

Project(s): South Cross Bayou WRF Pelletizing Facility

Reporting Period: August 2016

Name: Mathew Busch

Synagro

Signature:  Date: 01-Sept.-2016

The Class A pathogen requirements were met through §503.32(a)(7). The Process to Further Reduce Pathogens was Heat Drying (Appendix B, B.2.). The biosolids were dried by direct or indirect contact with hot gases to reduce the moisture content to 10% or lower. The temperature of the biosolids particles exceeded 80 degrees Celsius. Fecal coliform testing was performed and the density of fecal coliform in the biosolids was <1000 MPN per gram of total solids (dry weight basis).

The vector attraction reduction requirement was met through §503.33(b)(8). The percent solids of the biosolids that contains unstabilized solids generated in a primary wastewater treatment process shall be ≥90% based on the moisture content and total solids prior to mixing with other materials.

NTYPE 29: CA5 PR PELL PT VAR 90

## Reference for Sections III.a(i) and b(i)

### CERTIFICATION STATEMENT

South Cross Bayou Water Reclamation Facility

FDEP Permit Number FL0040436

(Person who Prepares - 503.17)

I certify, under penalty of law, that the Class A pathogen requirements in 503.32 have been met using method "PFRP Heat Drying." Vector attraction reduction requirements in 503.33 have been met using method "Percent Solids Exceeds 90%." This determination has been made under my direction and supervision in accordance with the system designed to ensure that qualified personnel properly gather and evaluate the information used to determine that the pathogen requirements and vector attraction reduction requirements are met. I am aware that there are significant penalties for false certification, including the possibility of fine and imprisonment.

Person Who Prepares:



---

Megan Ross

Wastewater Treatment Manager  
South Cross Bayou AWRP

September 2016 Information

## Reference for Sections III.a(i) and b(i)

### CERTIFICATION

"I certify, under penalty of law, that the information that will be used to determine compliance with the Class A pathogen requirements in §503.32(a) and the vector attraction reduction requirement in §503.33(b)(8) was prepared under my direction and supervision in accordance with the system designed to ensure that qualified personnel properly gather and evaluate this information. I am aware that there are significant penalties for false certification including the possibility of fine and imprisonment."

Project(s): South Cross Bayou WRF Pelletizing Facility

Reporting Period: September 2016

Name: Mathew Busch

Synagro

Signature:  Date: 01-Oct.-2016

The Class A pathogen requirements were met through §503.32(a)(7). The Process to Further Reduce Pathogens was Heat Drying (Appendix B, B.2.). The biosolids were dried by direct or indirect contact with hot gases to reduce the moisture content to 10% or lower. The temperature of the biosolids particles exceeded 80 degrees Celsius. Fecal coliform testing was performed and the density of fecal coliform in the biosolids was <1000 MPN per gram of total solids (dry weight basis).

The vector attraction reduction requirement was met through §503.33(b)(8). The percent solids of the biosolids that contains unstabilized solids generated in a primary wastewater treatment process shall be ≥90% based on the moisture content and total solids prior to mixing with other materials.

NTYPE 29: CA5 PR PELL PT VAR 90

## Reference for Sections III.a(i) and b(i)

### CERTIFICATION STATEMENT

South Cross Bayou Water Reclamation Facility

FDEP Permit Number FL0040436

(Person who Prepares - 503.17)

I certify, under penalty of law, that the Class A pathogen requirements in 503.32 have been met using method "PFRP Heat Drying." Vector attraction reduction requirements in 503.33 have been met using method "Percent Solids Exceeds 90%." This determination has been made under my direction and supervision in accordance with the system designed to ensure that qualified personnel properly gather and evaluate the information used to determine that the pathogen requirements and vector attraction reduction requirements are met. I am aware that there are significant penalties for false certification, including the possibility of fine and imprisonment.

Person Who Prepares:



---

Megan Ross  
Wastewater Treatment Manager  
South Cross Bayou AWRP

October 2016 Information



## Reference for Sections III.a(i) and b(i)

### CERTIFICATION

"I certify, under penalty of law, that the information that will be used to determine compliance with the Class A pathogen requirements in §503.32(a) and the vector attraction reduction requirement in §503.33(b)(8) was prepared under my direction and supervision in accordance with the system designed to ensure that qualified personnel properly gather and evaluate this information. I am aware that there are significant penalties for false certification including the possibility of fine and imprisonment."

Project(s): South Cross Bayou WRF Pelletizing Facility

Reporting Period: October 2016

Name: Mathew Busch

Synagro

Signature:  \_\_\_\_\_ Date: 01-Nov.-2016

The Class A pathogen requirements were met through §503.32(a)(7). The Process to Further Reduce Pathogens was Heat Drying (Appendix B, B.2.). The biosolids were dried by direct or indirect contact with hot gases to reduce the moisture content to 10% or lower. The temperature of the biosolids particles exceeded 80 degrees Celsius. Fecal coliform testing was performed and the density of fecal coliform in the biosolids was <1000 MPN per gram of total solids (dry weight basis).

The vector attraction reduction requirement was met through §503.33(b)(8). The percent solids of the biosolids that contains unstabilized solids generated in a primary wastewater treatment process shall be  $\geq 90\%$  based on the moisture content and total solids prior to mixing with other materials.

NTYPE 29: CA5 PR PELL PT VAR 90

## Reference for Sections III.a(i) and b(i)

### CERTIFICATION STATEMENT

South Cross Bayou Water Reclamation Facility

FDEP Permit Number FL0040436

(Person who Prepares - 503.17)

I certify, under penalty of law, that the Class A pathogen requirements in 503.32 have been met using method "PFRP Heat Drying." Vector attraction reduction requirements in 503.33 have been met using method "Percent Solids Exceeds 90%." This determination has been made under my direction and supervision in accordance with the system designed to ensure that qualified personnel properly gather and evaluate the information used to determine that the pathogen requirements and vector attraction reduction requirements are met. I am aware that there are significant penalties for false certification, including the possibility of fine and imprisonment.

Person Who Prepares:



Megan Ross  
Wastewater Treatment Manager  
South Cross Bayou AWRP

November 2016 Information

## Reference for Sections III.a(i) and b(i)

### CERTIFICATION

"I certify, under penalty of law, that the information that will be used to determine compliance with the Class A pathogen requirements in §503.32(a) and the vector attraction reduction requirement in §503.33(b)(8) was prepared under my direction and supervision in accordance with the system designed to ensure that qualified personnel properly gather and evaluate this information. I am aware that there are significant penalties for false certification including the possibility of fine and imprisonment."

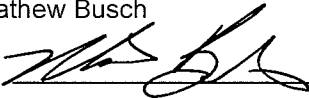
Project(s): South Cross Bayou WRF Pelletizing Facility

Reporting Period: November 2016

Name: Mathew Busch

Synagro

Signature: \_\_\_\_\_



Date: 01-Dec.-2016

The Class A pathogen requirements were met through §503.32(a)(7). The Process to Further Reduce Pathogens was Heat Drying (Appendix B, B.2.). The biosolids were dried by direct or indirect contact with hot gases to reduce the moisture content to 10% or lower. The temperature of the biosolids particles exceeded 80 degrees Celsius. Fecal coliform testing was performed and the density of fecal coliform in the biosolids was <1000 MPN per gram of total solids (dry weight basis).

The vector attraction reduction requirement was met through §503.33(b)(8). The percent solids of the biosolids that contains unstabilized solids generated in a primary wastewater treatment process shall be  $\geq 90\%$  based on the moisture content and total solids prior to mixing with other materials.

NTYPE 29: CA5 PR PELL PT VAR 90

## Reference for Sections III.a(i) and b(i)

### CERTIFICATION STATEMENT

South Cross Bayou Water Reclamation Facility

FDEP Permit Number FL0040436

(Person who Prepares - 503.17)

I certify, under penalty of law, that the Class A pathogen requirements in 503.32 have been met using method "PFRP Heat Drying." Vector attraction reduction requirements in 503.33 have been met using method "Percent Solids Exceeds 90%." This determination has been made under my direction and supervision in accordance with the system designed to ensure that qualified personnel properly gather and evaluate the information used to determine that the pathogen requirements and vector attraction reduction requirements are met. I am aware that there are significant penalties for false certification, including the possibility of fine and imprisonment.

Person Who Prepares:



---

Megan Ross  
Wastewater Treatment Manager  
South Cross Bayou AWRP

December 2016 Information

## Reference for Sections III.a(i) and b(i)

### CERTIFICATION

"I certify, under penalty of law, that the information that will be used to determine compliance with the Class A pathogen requirements in §503.32(a) and the vector attraction reduction requirement in §503.33(b)(8) was prepared under my direction and supervision in accordance with the system designed to ensure that qualified personnel properly gather and evaluate this information. I am aware that there are significant penalties for false certification including the possibility of fine and imprisonment."


Project(s): South Cross Bayou WRF Pelletizing Facility

Reporting Period: December 2016

Name: Mathew Busch

Synagro

Signature: \_\_\_\_\_



Date: 01-Jan.-2017

The Class A pathogen requirements were met through §503.32(a)(7). The Process to Further Reduce Pathogens was Heat Drying (Appendix B, B.2.). The biosolids were dried by direct or indirect contact with hot gases to reduce the moisture content to 10% or lower. The temperature of the biosolids particles exceeded 80 degrees Celsius. Fecal coliform testing was performed and the density of fecal coliform in the biosolids was <1000 MPN per gram of total solids (dry weight basis).

The vector attraction reduction requirement was met through §503.33(b)(8). The percent solids of the biosolids that contains unstabilized solids generated in a primary wastewater treatment process shall be ≥90% based on the moisture content and total solids prior to mixing with other materials.

NTYPE 29: CA5 PR PELL PT VAR 90

# Reference for Section III.a(ii)

## DEPARTMENT OF ENVIRONMENTAL PROTECTION DISCHARGE MONITORING REPORT - PART A

PERMITTEE NAME: Pinellas County Utilities	PA FILE NUMBER: FL0040436021DWF
ADDRESS: 14 South Ft. Harrison Avenue Clearwater, FL 33756	PERMIT NUMBER: FL0040436
FACILITY: South Cross Bayou WRF	LIMIT: FINAL REPORT: Monthly
LOCATION: 7401 54th Ave N St Petersburg, FL 33709	FACILITY TYPE: DW GROUP: Domestic
COUNTY: PINELLAS	MONITORING GROUP: RMP-AA
	DESCRIPTION: Class AA Residuals
	MONITORING PERIOD: From: 01/01/2016 To: 01/31/2016

Parameter		Quantity or Loading	Units	Quality or Concentration	Units	No. Ex.	Frequency of Analysis	Sample Type
Coliform, Fecal	Sample Measurement			0.195		0		
PARM Code 74055 + Mon. Site: RMP-AA	Permit Requirement			1000.0 (Maximum)	MPN/g		1 Monthly	Grab
Salmonella Sludge	Sample Measurement			ANC		0		
PARM Code 71204 + Mon. Site: RMP-AA	Permit Requirement			3.0 (Maximum)	MPN/4g		1 Monthly	Grab
Nitrogen, Sludge, Tot, Dry Wt (as N)	Sample Measurement	5.55				0		
PARM Code 78470 + Mon. Site: RMP-AA	Permit Requirement	Report (Maximum)	percent				1 Monthly	Grab
Phosphorus, Sludge, Tot, Dry Wt (as P)	Sample Measurement	3.36				0		
PARM Code 78478 + Mon. Site: RMP-AA	Permit Requirement	Report (Maximum)	percent				1 Monthly	Grab
Potassium, Sludge, Tot, Dry Wt (as K)	Sample Measurement	0.25				0		
PARM Code 78472 + Mon. Site: RMP-AA	Permit Requirement	Report (Maximum)	percent				1 Monthly	Grab

## Reference for Section III.a(ii)

Parameter		Quantity or Loading		Units	Quality or Concentration			Units	No. Ex.	Frequency of Analysis	Sample Type
Arsenic Total, Dry Weight, Sludge PARM Code 49565 + Mon. Site: RMP-AA	Sample Measurement				7.0		7.0		0		
	Permit Requirement				41.0 (Mo Avg)		75.0 (Maximum)	mg/kg		1 Monthly	Composite
Cadmium, Sludge, Tot, Dry Weight (as Cd) PARM Code 78476 + Mon. Site: RMP-AA	Sample Measurement				<2.0		<2.0		0		
	Permit Requirement				39.0 (Mo Avg)		85.0 (Maximum)	mg/kg		1 Monthly	Composite
Copper, Sludge, Tot, Dry Wt. (as Cu) PARM Code 78475 + Mon. Site: RMP-AA	Sample Measurement				560		560		0		
	Permit Requirement				1500.0 (Mo Avg)		4300.0 (Maximum)	mg/kg		1 Monthly	Composite
Lead, Dry Weight, Sludge PARM Code 78468 + Mon. Site: RMP-AA	Sample Measurement				15		15		0		
	Permit Requirement				300.0 (Mo Avg)		840.0 (Maximum)	mg/kg		1 Monthly	Composite
Mercury, Dry Weight, Sludge PARM Code 78471 + Mon. Site: RMP-AA	Sample Measurement				<0.4		<0.4		0		
	Permit Requirement				17.0 (Mo Avg)		57.0 (Maximum)	mg/kg		1 Monthly	Composite
Molybdenum, Dry Weight, Sludge PARM Code 78465 + Mon. Site: RMP-AA	Sample Measurement						10		0		
	Permit Requirement						75.0 (Maximum)	mg/kg		1 Monthly	Composite
Nickel, Dry Weight, Sludge PARM Code 78469 + Mon. Site: RMP-AA	Sample Measurement				25		25		0		
	Permit Requirement				420.0 (Mo Avg)		420.0 (Maximum)	mg/kg		1 Monthly	Composite

## Reference for Section III.a(ii)

Parameter		Quantity or Loading		Units	Quality or Concentration			Units	No. Ex.	Frequency of Analysis	Sample Type
Selenium Sludge Solid PARM Code 61518 + Mon. Site: RMP-AA	Sample Measurement				5.0		5.0		0		
	Permit Requirement				100.0 (Mo Avg)		100.0 (Maximum)	mg/kg		1 Monthly	Composite
Zinc, Dry Weight, Sludge PARM Code 78467 + Mon. Site: RMP-AA	Sample Measurement				725		725		0		
	Permit Requirement				2800.0 (Mo Avg)		7500.0 (Maximum)	mg/kg		1 Monthly	Composite
pH PARM Code 00400 + Mon. Site: RMP-AA	Sample Measurement				7.37		7.37		0		
	Permit Requirement				Report (Mo Avg)		Report (Maximum)	SU		1 Monthly	Grab
Solids, Total, Sludge, Percent PARM Code 61553 + Mon. Site: RMP-AA	Sample Measurement	92.10	92.10						0		
	Permit Requirement	Report (Mo Avg)	Report (Maximum)	percent						1 Monthly	Grab
Biosolids Quantity (Received) PARM Code B0002 + Mon. Site: RMP-01	Sample Measurement	144.74							0		
	Permit Requirement	Report (Mo Total)		dry tons						1 Monthly	Calculated
Biosolids Quantity (Distributed & Marketed in FL) PARM Code B0004 + Mon. Site: RMP-02	Sample Measurement	574.40							0		
	Permit Requirement	Report (Mo Total)		dry tons						1 Monthly	Calculated
Biosolids Quantity (Distributed & Marketed outside FL) PARM Code B0005 + Mon. Site: RMP-03	Sample Measurement	NOD							0		
	Permit Requirement	Report (Mo Total)		dry tons						1 Monthly	Calculated



## Reference for Section III.a(ii)

Parameter		Quantity or Loading	Units	Quality or Concentration	Units	No. Ex.	Frequency of Analysis	Sample Type
Biosolids Quantity (Transferred)	<b>Sample Measurement</b>	<b>NOD</b>				<b>0</b>		
PARM Code B0007 + Mon. Site: RMP-04	<b>Permit Requirement</b>	<b>Report (Mo Total)</b>	<b>dry tons</b>				<b>1 Monthly</b>	<b>Calculated</b>
Biosolids Quantity (Landfilled)	<b>Sample Measurement</b>	<b>NOD</b>				<b>0</b>		
PARM Code B0008 + Mon. Site: RMP-05	<b>Permit Requirement</b>	<b>Report (Mo Total)</b>	<b>dry tons</b>				<b>1 Monthly</b>	<b>Calculated</b>
NAME/TITLE PRINCIPAL EXECUTIVE OFFICER  Megan Ross	I CERTIFY UNDER PENALTY OF LAW THAT THIS DOCUMENT AND ALL ATTACHMENTS WERE PREPARED UNDER MY DIRECTION OR SUPERVISION IN ACCORDANCE WITH A SYSTEM DESIGNED TO ASSURE THAT QUALIFIED PERSONNEL PROPERLY GATHERED AND EVALUATED THE INFORMATION SUBMITTED. BASED ON MY INQUIRY OF THE PERSON OR PERSONS WHO MANAGE THE SYSTEM, OR THOSE PERSONS DIRECTLY RESPONSIBLE FOR GATHERING THE INFORMATION, THE INFORMATION SUBMITTED IS, TO THE BEST OF MY KNOWLEDGE AND BELIEF, TRUE, ACCURATE AND COMPLETE. I AM AWARE THAT THERE ARE SIGNIFICANT PENALTIES FOR SUBMITTING FALSE INFORMATION, INCLUDING THE POSSIBILITY OF FINE AND IMPRISONMENT FOR KNOWING VIOLATIONS.				SIGNATURE OF PRINCIPAL EXECUTIVE OFFICER OR AUTHORIZED AGENT  Electronically Signed		TELEPHONE  (727) 582-7023	SUBMITTED ON  02/27/2016

# Reference for Section III.a(ii)

## DEPARTMENT OF ENVIRONMENTAL PROTECTION DISCHARGE MONITORING REPORT - PART A

PERMITTEE NAME: Pinellas County Utilities	PA FILE NUMBER: FL0040436021DWF
ADDRESS: 6370 142nd Avenue N. Largo, FL 33771	PERMIT NUMBER: FL0040436
FACILITY: South Cross Bayou WRF	LIMIT: FINAL REPORT: Monthly
LOCATION: 7401 54th Ave N St Petersburg, FL 33709	FACILITY TYPE: DW GROUP: Domestic
COUNTY: PINELLAS	MONITORING GROUP: RMP-AA
	DESCRIPTION: Class AA Residuals
	MONITORING PERIOD: From: 02/01/2016 To: 02/29/2016

Parameter		Quantity or Loading	Units	Quality or Concentration	Units	No. Ex.	Frequency of Analysis	Sample Type
Coliform, Fecal	Sample Measurement			0.199		0		
PARM Code 74055 + Mon. Site: RMP-AA	Permit Requirement			1000.0 (Maximum)	MPN/g		1 Monthly	Grab
Salmonella Sludge	Sample Measurement			ANC		0		
PARM Code 71204 + Mon. Site: RMP-AA	Permit Requirement			3.0 (Maximum)	MPN/4g		1 Monthly	Grab
Nitrogen, Sludge, Tot, Dry Wt (as N)	Sample Measurement	5.60				0		
PARM Code 78470 + Mon. Site: RMP-AA	Permit Requirement	Report (Maximum)	percent				1 Monthly	Grab
Phosphorus, Sludge, Tot, Dry Wt (as P)	Sample Measurement	3.04				0		
PARM Code 78478 + Mon. Site: RMP-AA	Permit Requirement	Report (Maximum)	percent				1 Monthly	Grab
Potassium, Sludge, Tot, Dry Wt (as K)	Sample Measurement	0.36				0		
PARM Code 78472 + Mon. Site: RMP-AA	Permit Requirement	Report (Maximum)	percent				1 Monthly	Grab

## Reference for Section III.a(ii)

Parameter		Quantity or Loading		Units	Quality or Concentration			Units	No. Ex.	Frequency of Analysis	Sample Type
Arsenic Total, Dry Weight, Sludge PARM Code 49565 + Mon. Site: RMP-AA	Sample Measurement				8.0		8.0		0		
	Permit Requirement				41.0 (Mo Avg)		75.0 (Maximum)	mg/kg		1 Monthly	Composite
Cadmium, Sludge, Tot, Dry Weight (as Cd) PARM Code 78476 + Mon. Site: RMP-AA	Sample Measurement				2.0		2.0		0		
	Permit Requirement				39.0 (Mo Avg)		85.0 (Maximum)	mg/kg		1 Monthly	Composite
Copper, Sludge, Tot, Dry Wt. (as Cu) PARM Code 78475 + Mon. Site: RMP-AA	Sample Measurement				466		466		0		
	Permit Requirement				1500.0 (Mo Avg)		4300.0 (Maximum)	mg/kg		1 Monthly	Composite
Lead, Dry Weight, Sludge PARM Code 78468 + Mon. Site: RMP-AA	Sample Measurement				16		16		0		
	Permit Requirement				300.0 (Mo Avg)		840.0 (Maximum)	mg/kg		1 Monthly	Composite
Mercury, Dry Weight, Sludge PARM Code 78471 + Mon. Site: RMP-AA	Sample Measurement				0.6		0.6		0		
	Permit Requirement				17.0 (Mo Avg)		57.0 (Maximum)	mg/kg		1 Monthly	Composite
Molybdenum, Dry Weight, Sludge PARM Code 78465 + Mon. Site: RMP-AA	Sample Measurement						8		0		
	Permit Requirement						75.0 (Maximum)	mg/kg		1 Monthly	Composite
Nickel, Dry Weight, Sludge PARM Code 78469 + Mon. Site: RMP-AA	Sample Measurement				20		20		0		
	Permit Requirement				420.0 (Mo Avg)		420.0 (Maximum)	mg/kg		1 Monthly	Composite

## Reference for Section III.a(ii)

Parameter		Quantity or Loading		Units	Quality or Concentration			Units	No. Ex.	Frequency of Analysis	Sample Type
Selenium Sludge Solid PARM Code 61518 + Mon. Site: RMP-AA	Sample Measurement				6.0		6.0		0		
	Permit Requirement				100.0 (Mo Avg)		100.0 (Maximum)	mg/kg		1 Monthly	Composite
Zinc, Dry Weight, Sludge PARM Code 78467 + Mon. Site: RMP-AA	Sample Measurement				617		617		0		
	Permit Requirement				2800.0 (Mo Avg)		7500.0 (Maximum)	mg/kg		1 Monthly	Composite
pH PARM Code 00400 + Mon. Site: RMP-AA	Sample Measurement				6.95		6.95		0		
	Permit Requirement				Report (Mo Avg)		Report (Maximum)	SU		1 Monthly	Grab
Solids, Total, Sludge, Percent PARM Code 61553 + Mon. Site: RMP-AA	Sample Measurement	90.50	90.50						0		
	Permit Requirement	Report (Mo Avg)	Report (Maximum)	percent						1 Monthly	Grab
Biosolids Quantity (Received) PARM Code B0002 + Mon. Site: RMP-01	Sample Measurement	143.22							0		
	Permit Requirement	Report (Mo Total)		dry tons						1 Monthly	Calculated
Biosolids Quantity (Distributed & Marketed in FL) PARM Code B0004 + Mon. Site: RMP-02	Sample Measurement	653.03							0		
	Permit Requirement	Report (Mo Total)		dry tons						1 Monthly	Calculated
Biosolids Quantity (Distributed & Marketed outside FL) PARM Code B0005 + Mon. Site: RMP-03	Sample Measurement	NOD							0		
	Permit Requirement	Report (Mo Total)		dry tons						1 Monthly	Calculated

# Reference for Section III.a(ii)

Parameter		Quantity or Loading	Units	Quality or Concentration	Units	No. Ex.	Frequency of Analysis	Sample Type
Biosolids Quantity (Transferred)	<b>Sample Measurement</b>	<b>NOD</b>				<b>0</b>		
PARM Code B0007 + Mon. Site: RMP-04	<b>Permit Requirement</b>	<b>Report (Mo Total)</b>	<b>dry tons</b>				<b>1 Monthly</b>	<b>Calculated</b>
Biosolids Quantity (Landfilled)	<b>Sample Measurement</b>	<b>NOD</b>				<b>0</b>		
PARM Code B0008 + Mon. Site: RMP-05	<b>Permit Requirement</b>	<b>Report (Mo Total)</b>	<b>dry tons</b>				<b>1 Monthly</b>	<b>Calculated</b>
NAME/TITLE PRINCIPAL EXECUTIVE OFFICER  Megan Ross	I CERTIFY UNDER PENALTY OF LAW THAT THIS DOCUMENT AND ALL ATTACHMENTS WERE PREPARED UNDER MY DIRECTION OR SUPERVISION IN ACCORDANCE WITH A SYSTEM DESIGNED TO ASSURE THAT QUALIFIED PERSONNEL PROPERLY GATHERED AND EVALUATED THE INFORMATION SUBMITTED. BASED ON MY INQUIRY OF THE PERSON OR PERSONS WHO MANAGE THE SYSTEM, OR THOSE PERSONS DIRECTLY RESPONSIBLE FOR GATHERING THE INFORMATION, THE INFORMATION SUBMITTED IS, TO THE BEST OF MY KNOWLEDGE AND BELIEF, TRUE, ACCURATE AND COMPLETE. I AM AWARE THAT THERE ARE SIGNIFICANT PENALTIES FOR SUBMITTING FALSE INFORMATION, INCLUDING THE POSSIBILITY OF FINE AND IMPRISONMENT FOR KNOWING VIOLATIONS.				SIGNATURE OF PRINCIPAL EXECUTIVE OFFICER OR AUTHORIZED AGENT  Electronically Signed		TELEPHONE  (727) 582-7023	SUBMITTED ON  03/28/2016

# Reference for Section III.a(ii)

## DEPARTMENT OF ENVIRONMENTAL PROTECTION DISCHARGE MONITORING REPORT - PART A

PERMITTEE NAME: Pinellas County Utilities	PA FILE NUMBER: FL0040436021DWF
ADDRESS: 6370 142nd Avenue N. Largo, FL 33771	PERMIT NUMBER: FL0040436
FACILITY: South Cross Bayou WRF	LIMIT: FINAL REPORT: Monthly
LOCATION: 7401 54th Ave N St Petersburg, FL 33709	FACILITY TYPE: DW GROUP: Domestic
COUNTY: PINELLAS	MONITORING GROUP: RMP-AA
	DESCRIPTION: Class AA Residuals
	MONITORING PERIOD: From: 03/01/2016 To: 03/31/2016

Parameter		Quantity or Loading	Units	Quality or Concentration	Units	No. Ex.	Frequency of Analysis	Sample Type
Coliform, Fecal	Sample Measurement			0.192		0		
PARM Code 74055 + Mon. Site: RMP-AA	Permit Requirement			1000.0 (Maximum)	MPN/g		1 Monthly	Grab
Salmonella Sludge	Sample Measurement			ANC		0		
PARM Code 71204 + Mon. Site: RMP-AA	Permit Requirement			3.0 (Maximum)	MPN/4g		1 Monthly	Grab
Nitrogen, Sludge, Tot, Dry Wt (as N)	Sample Measurement	5.48				0		
PARM Code 78470 + Mon. Site: RMP-AA	Permit Requirement	Report (Maximum)	percent				1 Monthly	Grab
Phosphorus, Sludge, Tot, Dry Wt (as P)	Sample Measurement	2.94				0		
PARM Code 78478 + Mon. Site: RMP-AA	Permit Requirement	Report (Maximum)	percent				1 Monthly	Grab
Potassium, Sludge, Tot, Dry Wt (as K)	Sample Measurement	0.23				0		
PARM Code 78472 + Mon. Site: RMP-AA	Permit Requirement	Report (Maximum)	percent				1 Monthly	Grab

## Reference for Section III.a(ii)

Parameter		Quantity or Loading		Units	Quality or Concentration			Units	No. Ex.	Frequency of Analysis	Sample Type
Arsenic Total, Dry Weight, Sludge PARM Code 49565 + Mon. Site: RMP-AA	Sample Measurement				9.0		9.0		0		
	Permit Requirement				41.0 (Mo Avg)		75.0 (Maximum)	mg/kg		1 Monthly	Composite
Cadmium, Sludge, Tot, Dry Weight (as Cd) PARM Code 78476 + Mon. Site: RMP-AA	Sample Measurement				2.0		2.0		0		
	Permit Requirement				39.0 (Mo Avg)		85.0 (Maximum)	mg/kg		1 Monthly	Composite
Copper, Sludge, Tot, Dry Wt. (as Cu) PARM Code 78475 + Mon. Site: RMP-AA	Sample Measurement				480		480		0		
	Permit Requirement				1500.0 (Mo Avg)		4300.0 (Maximum)	mg/kg		1 Monthly	Composite
Lead, Dry Weight, Sludge PARM Code 78468 + Mon. Site: RMP-AA	Sample Measurement				17		17		0		
	Permit Requirement				300.0 (Mo Avg)		840.0 (Maximum)	mg/kg		1 Monthly	Composite
Mercury, Dry Weight, Sludge PARM Code 78471 + Mon. Site: RMP-AA	Sample Measurement				0.6		0.6		0		
	Permit Requirement				17.0 (Mo Avg)		57.0 (Maximum)	mg/kg		1 Monthly	Composite
Molybdenum, Dry Weight, Sludge PARM Code 78465 + Mon. Site: RMP-AA	Sample Measurement						10		0		
	Permit Requirement						75.0 (Maximum)	mg/kg		1 Monthly	Composite
Nickel, Dry Weight, Sludge PARM Code 78469 + Mon. Site: RMP-AA	Sample Measurement				23		23		0		
	Permit Requirement				420.0 (Mo Avg)		420.0 (Maximum)	mg/kg		1 Monthly	Composite

## Reference for Section III.a(ii)

Parameter		Quantity or Loading		Units	Quality or Concentration			Units	No. Ex.	Frequency of Analysis	Sample Type
Selenium Sludge Solid PARM Code 61518 + Mon. Site: RMP-AA	Sample Measurement				5.0		5.0		0		
	Permit Requirement				100.0 (Mo Avg)		100.0 (Maximum)	mg/kg		1 Monthly	Composite
Zinc, Dry Weight, Sludge PARM Code 78467 + Mon. Site: RMP-AA	Sample Measurement				625		625		0		
	Permit Requirement				2800.0 (Mo Avg)		7500.0 (Maximum)	mg/kg		1 Monthly	Composite
pH PARM Code 00400 + Mon. Site: RMP-AA	Sample Measurement				7.06		7.06		0		
	Permit Requirement				Report (Mo Avg)		Report (Maximum)	SU		1 Monthly	Grab
Solids, Total, Sludge, Percent PARM Code 61553 + Mon. Site: RMP-AA	Sample Measurement	93.70	93.70						0		
	Permit Requirement	Report (Mo Avg)	Report (Maximum)	percent						1 Monthly	Grab
Biosolids Quantity (Received) PARM Code B0002 + Mon. Site: RMP-01	Sample Measurement	159.45							0		
	Permit Requirement	Report (Mo Total)		dry tons						1 Monthly	Calculated
Biosolids Quantity (Distributed & Marketed in FL) PARM Code B0004 + Mon. Site: RMP-02	Sample Measurement	616.59							0		
	Permit Requirement	Report (Mo Total)		dry tons						1 Monthly	Calculated
Biosolids Quantity (Distributed & Marketed outside FL) PARM Code B0005 + Mon. Site: RMP-03	Sample Measurement	NOD							0		
	Permit Requirement	Report (Mo Total)		dry tons						1 Monthly	Calculated



## Reference for Section III.a(ii)

Parameter		Quantity or Loading	Units	Quality or Concentration	Units	No. Ex.	Frequency of Analysis	Sample Type
Biosolids Quantity (Transferred)	<b>Sample Measurement</b>	<b>NOD</b>				<b>0</b>		
PARM Code B0007 + Mon. Site: RMP-04	<b>Permit Requirement</b>	<b>Report (Mo Total)</b>	<b>dry tons</b>				<b>1 Monthly</b>	<b>Calculated</b>
Biosolids Quantity (Landfilled)	<b>Sample Measurement</b>	<b>NOD</b>				<b>0</b>		
PARM Code B0008 + Mon. Site: RMP-05	<b>Permit Requirement</b>	<b>Report (Mo Total)</b>	<b>dry tons</b>				<b>1 Monthly</b>	<b>Calculated</b>
NAME/TITLE PRINCIPAL EXECUTIVE OFFICER  Submitted by Data Entry Operator	I CERTIFY UNDER PENALTY OF LAW THAT THIS DOCUMENT AND ALL ATTACHMENTS WERE PREPARED UNDER MY DIRECTION OR SUPERVISION IN ACCORDANCE WITH A SYSTEM DESIGNED TO ASSURE THAT QUALIFIED PERSONNEL PROPERLY GATHERED AND EVALUATED THE INFORMATION SUBMITTED. BASED ON MY INQUIRY OF THE PERSON OR PERSONS WHO MANAGE THE SYSTEM, OR THOSE PERSONS DIRECTLY RESPONSIBLE FOR GATHERING THE INFORMATION, THE INFORMATION SUBMITTED IS, TO THE BEST OF MY KNOWLEDGE AND BELIEF, TRUE, ACCURATE AND COMPLETE. I AM AWARE THAT THERE ARE SIGNIFICANT PENALTIES FOR SUBMITTING FALSE INFORMATION, INCLUDING THE POSSIBILITY OF FINE AND IMPRISONMENT FOR KNOWING VIOLATIONS.			SIGNATURE OF PRINCIPAL EXECUTIVE OFFICER OR AUTHORIZED AGENT		TELEPHONE	RECEIVED DATE	SUBMITTED ON
							04/28/2016	05/04/2016

# Reference for Section III.a(ii)

## DEPARTMENT OF ENVIRONMENTAL PROTECTION DISCHARGE MONITORING REPORT - PART A

PERMITTEE NAME: Pinellas County Utilities	PA FILE NUMBER: FL0040436021DWF
ADDRESS: 6370 142nd Avenue N. Largo, FL 33771	PERMIT NUMBER: FL0040436
FACILITY: South Cross Bayou WRF	LIMIT: FINAL REPORT: Monthly
LOCATION: 7401 54th Ave N St Petersburg, FL 33709	FACILITY TYPE: DW GROUP: Domestic
COUNTY: PINELLAS	MONITORING GROUP: RMP-AA
	DESCRIPTION: Class AA Residuals
	MONITORING PERIOD: From: 04/01/2016 To: 04/30/2016

Parameter		Quantity or Loading	Units	Quality or Concentration	Units	No. Ex.	Frequency of Analysis	Sample Type
Coliform, Fecal	Sample Measurement			0.193		0		
PARM Code 74055 + Mon. Site: RMP-AA	Permit Requirement			1000.0 (Maximum)	MPN/g		1 Monthly	Grab
Salmonella Sludge	Sample Measurement			ANC		0		
PARM Code 71204 + Mon. Site: RMP-AA	Permit Requirement			3.0 (Maximum)	MPN/4g		1 Monthly	Grab
Nitrogen, Sludge, Tot, Dry Wt (as N)	Sample Measurement	5.70				0		
PARM Code 78470 + Mon. Site: RMP-AA	Permit Requirement	Report (Maximum)	percent				1 Monthly	Grab
Phosphorus, Sludge, Tot, Dry Wt (as P)	Sample Measurement	3.06				0		
PARM Code 78478 + Mon. Site: RMP-AA	Permit Requirement	Report (Maximum)	percent				1 Monthly	Grab
Potassium, Sludge, Tot, Dry Wt (as K)	Sample Measurement	0.23				0		
PARM Code 78472 + Mon. Site: RMP-AA	Permit Requirement	Report (Maximum)	percent				1 Monthly	Grab

## Reference for Section III.a(ii)

Parameter		Quantity or Loading		Units	Quality or Concentration			Units	No. Ex.	Frequency of Analysis	Sample Type
Arsenic Total, Dry Weight, Sludge PARM Code 49565 + Mon. Site: RMP-AA	Sample Measurement				7.0		7.0		0		
	Permit Requirement				41.0 (Mo Avg)		75.0 (Maximum)	mg/kg		1 Monthly	Composite
Cadmium, Sludge, Tot, Dry Weight (as Cd) PARM Code 78476 + Mon. Site: RMP-AA	Sample Measurement				2.0		2.0		0		
	Permit Requirement				39.0 (Mo Avg)		85.0 (Maximum)	mg/kg		1 Monthly	Composite
Copper, Sludge, Tot, Dry Wt. (as Cu) PARM Code 78475 + Mon. Site: RMP-AA	Sample Measurement				511		511		0		
	Permit Requirement				1500.0 (Mo Avg)		4300.0 (Maximum)	mg/kg		1 Monthly	Composite
Lead, Dry Weight, Sludge PARM Code 78468 + Mon. Site: RMP-AA	Sample Measurement				18		18		0		
	Permit Requirement				300.0 (Mo Avg)		840.0 (Maximum)	mg/kg		1 Monthly	Composite
Mercury, Dry Weight, Sludge PARM Code 78471 + Mon. Site: RMP-AA	Sample Measurement				<0.4		<0.4		0		
	Permit Requirement				17.0 (Mo Avg)		57.0 (Maximum)	mg/kg		1 Monthly	Composite
Molybdenum, Dry Weight, Sludge PARM Code 78465 + Mon. Site: RMP-AA	Sample Measurement						10		0		
	Permit Requirement						75.0 (Maximum)	mg/kg		1 Monthly	Composite
Nickel, Dry Weight, Sludge PARM Code 78469 + Mon. Site: RMP-AA	Sample Measurement				26		26		0		
	Permit Requirement				420.0 (Mo Avg)		420.0 (Maximum)	mg/kg		1 Monthly	Composite

## Reference for Section III.a(ii)

Parameter		Quantity or Loading		Units	Quality or Concentration			Units	No. Ex.	Frequency of Analysis	Sample Type
Selenium Sludge Solid PARM Code 61518 + Mon. Site: RMP-AA	Sample Measurement				<5.0		<5.0		0		
	Permit Requirement				100.0 (Mo Avg)		100.0 (Maximum)	mg/kg		1 Monthly	Composite
Zinc, Dry Weight, Sludge PARM Code 78467 + Mon. Site: RMP-AA	Sample Measurement				685		685		0		
	Permit Requirement				2800.0 (Mo Avg)		7500.0 (Maximum)	mg/kg		1 Monthly	Composite
pH PARM Code 00400 + Mon. Site: RMP-AA	Sample Measurement				6.96		6.96		0		
	Permit Requirement				Report (Mo Avg)		Report (Maximum)	SU		1 Monthly	Grab
Solids, Total, Sludge, Percent PARM Code 61553 + Mon. Site: RMP-AA	Sample Measurement	93.30	93.30						0		
	Permit Requirement	Report (Mo Avg)	Report (Maximum)	percent						1 Monthly	Grab
Biosolids Quantity (Received) PARM Code B0002 + Mon. Site: RMP-01	Sample Measurement	133.42							0		
	Permit Requirement	Report (Mo Total)		dry tons						1 Monthly	Calculated
Biosolids Quantity (Distributed & Marketed in FL) PARM Code B0004 + Mon. Site: RMP-02	Sample Measurement	540.81							0		
	Permit Requirement	Report (Mo Total)		dry tons						1 Monthly	Calculated
Biosolids Quantity (Distributed & Marketed outside FL) PARM Code B0005 + Mon. Site: RMP-03	Sample Measurement	NOD							0		
	Permit Requirement	Report (Mo Total)		dry tons						1 Monthly	Calculated

# Reference for Section III.a(ii)

Parameter		Quantity or Loading	Units	Quality or Concentration	Units	No. Ex.	Frequency of Analysis	Sample Type
Biosolids Quantity (Transferred)	<b>Sample Measurement</b>	<b>NOD</b>				<b>0</b>		
PARM Code B0007 + Mon. Site: RMP-04	<b>Permit Requirement</b>	<b>Report (Mo Total)</b>	<b>dry tons</b>				<b>1 Monthly</b>	<b>Calculated</b>
Biosolids Quantity (Landfilled)	<b>Sample Measurement</b>	<b>NOD</b>				<b>0</b>		
PARM Code B0008 + Mon. Site: RMP-05	<b>Permit Requirement</b>	<b>Report (Mo Total)</b>	<b>dry tons</b>				<b>1 Monthly</b>	<b>Calculated</b>
NAME/TITLE PRINCIPAL EXECUTIVE OFFICER  Megan Ross	I CERTIFY UNDER PENALTY OF LAW THAT THIS DOCUMENT AND ALL ATTACHMENTS WERE PREPARED UNDER MY DIRECTION OR SUPERVISION IN ACCORDANCE WITH A SYSTEM DESIGNED TO ASSURE THAT QUALIFIED PERSONNEL PROPERLY GATHERED AND EVALUATED THE INFORMATION SUBMITTED. BASED ON MY INQUIRY OF THE PERSON OR PERSONS WHO MANAGE THE SYSTEM, OR THOSE PERSONS DIRECTLY RESPONSIBLE FOR GATHERING THE INFORMATION, THE INFORMATION SUBMITTED IS, TO THE BEST OF MY KNOWLEDGE AND BELIEF, TRUE, ACCURATE AND COMPLETE. I AM AWARE THAT THERE ARE SIGNIFICANT PENALTIES FOR SUBMITTING FALSE INFORMATION, INCLUDING THE POSSIBILITY OF FINE AND IMPRISONMENT FOR KNOWING VIOLATIONS.				SIGNATURE OF PRINCIPAL EXECUTIVE OFFICER OR AUTHORIZED AGENT  Electronically Signed		TELEPHONE  (727) 582-7023	SUBMITTED ON  05/28/2016

# Reference for Section III.a(ii)

## DEPARTMENT OF ENVIRONMENTAL PROTECTION DISCHARGE MONITORING REPORT - PART A

PERMITTEE NAME: Pinellas County Utilities	PA FILE NUMBER: FL0040436021DWF
ADDRESS: 6730 142nd Avenue N. Largo, FL 33771	PERMIT NUMBER: FL0040436
FACILITY: South Cross Bayou WRF	LIMIT: FINAL REPORT: Monthly
LOCATION: 7401 54th Ave N St Petersburg, FL 33709	FACILITY TYPE: DW GROUP: Domestic
COUNTY: PINELLAS	MONITORING GROUP: RMP-AA
	DESCRIPTION: Class AA Residuals
	MONITORING PERIOD: From: 05/01/2016 To: 05/31/2016

Parameter		Quantity or Loading	Units	Quality or Concentration	Units	No. Ex.	Frequency of Analysis	Sample Type
Coliform, Fecal	Sample Measurement			0.196		0		
PARM Code 74055 + Mon. Site: RMP-AA	Permit Requirement			1000.0 (Maximum)	MPN/g		1 Monthly	Grab
Salmonella Sludge	Sample Measurement			ANC		0		
PARM Code 71204 + Mon. Site: RMP-AA	Permit Requirement			3.0 (Maximum)	MPN/4g		1 Monthly	Grab
Nitrogen, Sludge, Tot, Dry Wt (as N)	Sample Measurement	5.53				0		
PARM Code 78470 + Mon. Site: RMP-AA	Permit Requirement	Report (Maximum)	percent				1 Monthly	Grab
Phosphorus, Sludge, Tot, Dry Wt (as P)	Sample Measurement	2.92				0		
PARM Code 78478 + Mon. Site: RMP-AA	Permit Requirement	Report (Maximum)	percent				1 Monthly	Grab
Potassium, Sludge, Tot, Dry Wt (as K)	Sample Measurement	0.21				0		
PARM Code 78472 + Mon. Site: RMP-AA	Permit Requirement	Report (Maximum)	percent				1 Monthly	Grab

## Reference for Section III.a(ii)

Parameter		Quantity or Loading		Units	Quality or Concentration			Units	No. Ex.	Frequency of Analysis	Sample Type
Arsenic Total, Dry Weight, Sludge PARM Code 49565 + Mon. Site: RMP-AA	Sample Measurement				7.0		7.0		0		
	Permit Requirement				41.0 (Mo Avg)		75.0 (Maximum)	mg/kg		1 Monthly	Composite
Cadmium, Sludge, Tot, Dry Weight (as Cd) PARM Code 78476 + Mon. Site: RMP-AA	Sample Measurement				<2.0		<2.0		0		
	Permit Requirement				39.0 (Mo Avg)		85.0 (Maximum)	mg/kg		1 Monthly	Composite
Copper, Sludge, Tot, Dry Wt. (as Cu) PARM Code 78475 + Mon. Site: RMP-AA	Sample Measurement				497		497		0		
	Permit Requirement				1500.0 (Mo Avg)		4300.0 (Maximum)	mg/kg		1 Monthly	Composite
Lead, Dry Weight, Sludge PARM Code 78468 + Mon. Site: RMP-AA	Sample Measurement				16		16		0		
	Permit Requirement				300.0 (Mo Avg)		840.0 (Maximum)	mg/kg		1 Monthly	Composite
Mercury, Dry Weight, Sludge PARM Code 78471 + Mon. Site: RMP-AA	Sample Measurement				0.5		0.5		0		
	Permit Requirement				17.0 (Mo Avg)		57.0 (Maximum)	mg/kg		1 Monthly	Composite
Molybdenum, Dry Weight, Sludge PARM Code 78465 + Mon. Site: RMP-AA	Sample Measurement						10		0		
	Permit Requirement						75.0 (Maximum)	mg/kg		1 Monthly	Composite
Nickel, Dry Weight, Sludge PARM Code 78469 + Mon. Site: RMP-AA	Sample Measurement				23		23		0		
	Permit Requirement				420.0 (Mo Avg)		420.0 (Maximum)	mg/kg		1 Monthly	Composite

## Reference for Section III.a(ii)

Parameter		Quantity or Loading		Units	Quality or Concentration			Units	No. Ex.	Frequency of Analysis	Sample Type
Selenium Sludge Solid PARM Code 61518 + Mon. Site: RMP-AA	Sample Measurement				5.0		5.0		0		
	Permit Requirement				100.0 (Mo Avg)		100.0 (Maximum)	mg/kg		1 Monthly	Composite
Zinc, Dry Weight, Sludge PARM Code 78467 + Mon. Site: RMP-AA	Sample Measurement				645		645		0		
	Permit Requirement				2800.0 (Mo Avg)		7500.0 (Maximum)	mg/kg		1 Monthly	Composite
pH PARM Code 00400 + Mon. Site: RMP-AA	Sample Measurement				6.93		6.93		0		
	Permit Requirement				Report (Mo Avg)		Report (Maximum)	SU		1 Monthly	Grab
Solids, Total, Sludge, Percent PARM Code 61553 + Mon. Site: RMP-AA	Sample Measurement	91.80	91.80						0		
	Permit Requirement	Report (Mo Avg)	Report (Maximum)	percent						1 Monthly	Grab
Biosolids Quantity (Received) PARM Code B0002 + Mon. Site: RMP-01	Sample Measurement	136.16							0		
	Permit Requirement	Report (Mo Total)		dry tons						1 Monthly	Calculated
Biosolids Quantity (Distributed & Marketed in FL) PARM Code B0004 + Mon. Site: RMP-02	Sample Measurement	474.01							0		
	Permit Requirement	Report (Mo Total)		dry tons						1 Monthly	Calculated
Biosolids Quantity (Distributed & Marketed outside FL) PARM Code B0005 + Mon. Site: RMP-03	Sample Measurement	NOD							0		
	Permit Requirement	Report (Mo Total)		dry tons						1 Monthly	Calculated



## Reference for Section III.a(ii)

Parameter		Quantity or Loading	Units	Quality or Concentration	Units	No. Ex.	Frequency of Analysis	Sample Type
Biosolids Quantity (Transferred)	<b>Sample Measurement</b>	<b>NOD</b>				<b>0</b>		
PARM Code B0007 + Mon. Site: RMP-04	<b>Permit Requirement</b>	<b>Report (Mo Total)</b>	<b>dry tons</b>				<b>1 Monthly</b>	<b>Calculated</b>
Biosolids Quantity (Landfilled)	<b>Sample Measurement</b>	<b>NOD</b>				<b>0</b>		
PARM Code B0008 + Mon. Site: RMP-05	<b>Permit Requirement</b>	<b>Report (Mo Total)</b>	<b>dry tons</b>				<b>1 Monthly</b>	<b>Calculated</b>
NAME/TITLE PRINCIPAL EXECUTIVE OFFICER  Megan Ross	I CERTIFY UNDER PENALTY OF LAW THAT THIS DOCUMENT AND ALL ATTACHMENTS WERE PREPARED UNDER MY DIRECTION OR SUPERVISION IN ACCORDANCE WITH A SYSTEM DESIGNED TO ASSURE THAT QUALIFIED PERSONNEL PROPERLY GATHERED AND EVALUATED THE INFORMATION SUBMITTED. BASED ON MY INQUIRY OF THE PERSON OR PERSONS WHO MANAGE THE SYSTEM, OR THOSE PERSONS DIRECTLY RESPONSIBLE FOR GATHERING THE INFORMATION, THE INFORMATION SUBMITTED IS, TO THE BEST OF MY KNOWLEDGE AND BELIEF, TRUE, ACCURATE AND COMPLETE. I AM AWARE THAT THERE ARE SIGNIFICANT PENALTIES FOR SUBMITTING FALSE INFORMATION, INCLUDING THE POSSIBILITY OF FINE AND IMPRISONMENT FOR KNOWING VIOLATIONS.				SIGNATURE OF PRINCIPAL EXECUTIVE OFFICER OR AUTHORIZED AGENT  Electronically Signed		TELEPHONE  (727) 582-7023	SUBMITTED ON  06/27/2016

# Reference for Section III.a(ii)

## DEPARTMENT OF ENVIRONMENTAL PROTECTION DISCHARGE MONITORING REPORT - PART A

PERMITTEE NAME: Pinellas County Utilities	PERMIT NUMBER: FL0040436
ADDRESS: 6730 142nd Avenue N. Largo, FL 33771	LIMIT: FINAL REPORT: Monthly
FACILITY: South Cross Bayou WRF	FACILITY TYPE: DW GROUP: Domestic
LOCATION: 7401 54th Ave N St Petersburg, FL 33709	MONITORING GROUP: RMP-AA
COUNTY: PINELLAS	DESCRIPTION: Class AA Residuals
	MONITORING PERIOD: From: 06/01/2016 To: 06/30/2016

Parameter		Quantity or Loading	Units	Quality or Concentration	Units	No. Ex.	Frequency of Analysis	Sample Type
Coliform, Fecal	Sample Measurement			0.195		0		
PARM Code 74055 + Mon. Site: RMP-AA	Permit Requirement			1000.0 (Maximum)	MPN/g		1 Monthly	Grab
Salmonella Sludge	Sample Measurement			ANC		0		
PARM Code 71204 + Mon. Site: RMP-AA	Permit Requirement			3.0 (Maximum)	MPN/4g		1 Monthly	Grab
Nitrogen, Sludge, Tot, Dry Wt (as N)	Sample Measurement	5.19				0		
PARM Code 78470 + Mon. Site: RMP-AA	Permit Requirement	Report (Maximum)	percent				1 Monthly	Grab
Phosphorus, Sludge, Tot, Dry Wt (as P)	Sample Measurement	3.16				0		
PARM Code 78478 + Mon. Site: RMP-AA	Permit Requirement	Report (Maximum)	percent				1 Monthly	Grab
Potassium, Sludge, Tot, Dry Wt (as K)	Sample Measurement	0.24				0		
PARM Code 78472 + Mon. Site: RMP-AA	Permit Requirement	Report (Maximum)	percent				1 Monthly	Grab

## Reference for Section III.a(ii)

Parameter		Quantity or Loading		Units	Quality or Concentration			Units	No. Ex.	Frequency of Analysis	Sample Type
Arsenic Total, Dry Weight, Sludge PARM Code 49565 + Mon. Site: RMP-AA	Sample Measurement				8.0		8.0		0		
	Permit Requirement				41.0 (Mo Avg)		75.0 (Maximum)	mg/kg		1 Monthly	Composite
Cadmium, Sludge, Tot, Dry Weight (as Cd) PARM Code 78476 + Mon. Site: RMP-AA	Sample Measurement				2.0		2.0		0		
	Permit Requirement				39.0 (Mo Avg)		85.0 (Maximum)	mg/kg		1 Monthly	Composite
Copper, Sludge, Tot, Dry Wt. (as Cu) PARM Code 78475 + Mon. Site: RMP-AA	Sample Measurement				527		527		0		
	Permit Requirement				1500.0 (Mo Avg)		4300.0 (Maximum)	mg/kg		1 Monthly	Composite
Lead, Dry Weight, Sludge PARM Code 78468 + Mon. Site: RMP-AA	Sample Measurement				18		18		0		
	Permit Requirement				300.0 (Mo Avg)		840.0 (Maximum)	mg/kg		1 Monthly	Composite
Mercury, Dry Weight, Sludge PARM Code 78471 + Mon. Site: RMP-AA	Sample Measurement				0.6		0.6		0		
	Permit Requirement				17.0 (Mo Avg)		57.0 (Maximum)	mg/kg		1 Monthly	Composite
Molybdenum, Dry Weight, Sludge PARM Code 78465 + Mon. Site: RMP-AA	Sample Measurement						10		0		
	Permit Requirement						75.0 (Maximum)	mg/kg		1 Monthly	Composite
Nickel, Dry Weight, Sludge PARM Code 78469 + Mon. Site: RMP-AA	Sample Measurement				24		24		0		
	Permit Requirement				420.0 (Mo Avg)		420.0 (Maximum)	mg/kg		1 Monthly	Composite

## Reference for Section III.a(ii)

Parameter		Quantity or Loading		Units	Quality or Concentration			Units	No. Ex.	Frequency of Analysis	Sample Type
Selenium Sludge Solid PARM Code 61518 + Mon. Site: RMP-AA	Sample Measurement				5.0		5.0		0		
	Permit Requirement				100.0 (Mo Avg)		100.0 (Maximum)	mg/kg		1 Monthly	Composite
Zinc, Dry Weight, Sludge PARM Code 78467 + Mon. Site: RMP-AA	Sample Measurement				664		664		0		
	Permit Requirement				2800.0 (Mo Avg)		7500.0 (Maximum)	mg/kg		1 Monthly	Composite
pH PARM Code 00400 + Mon. Site: RMP-AA	Sample Measurement				6.97		6.97		0		
	Permit Requirement				Report (Mo Avg)		Report (Maximum)	SU		1 Monthly	Grab
Solids, Total, Sludge, Percent PARM Code 61553 + Mon. Site: RMP-AA	Sample Measurement	92.50	92.50						0		
	Permit Requirement	Report (Mo Avg)	Report (Maximum)	percent						1 Monthly	Grab
Biosolids Quantity (Received) PARM Code B0002 + Mon. Site: RMP-01	Sample Measurement	137.26							0		
	Permit Requirement	Report (Mo Total)		dry tons						1 Monthly	Calculated
Biosolids Quantity (Distributed & Marketed in FL) PARM Code B0004 + Mon. Site: RMP-02	Sample Measurement	509.99							0		
	Permit Requirement	Report (Mo Total)		dry tons						1 Monthly	Calculated
Biosolids Quantity (Distributed & Marketed outside FL) PARM Code B0005 + Mon. Site: RMP-03	Sample Measurement	NOD							0		
	Permit Requirement	Report (Mo Total)		dry tons						1 Monthly	Calculated

# Reference for Section III.a(ii)

Parameter		Quantity or Loading	Units	Quality or Concentration	Units	No. Ex.	Frequency of Analysis	Sample Type
Biosolids Quantity (Transferred)	<b>Sample Measurement</b>	<b>NOD</b>				<b>0</b>		
PARM Code B0007 + Mon. Site: RMP-04	<b>Permit Requirement</b>	<b>Report (Mo Total)</b>	<b>dry tons</b>				<b>1 Monthly</b>	<b>Calculated</b>
Biosolids Quantity (Landfilled)	<b>Sample Measurement</b>	<b>NOD</b>				<b>0</b>		
PARM Code B0008 + Mon. Site: RMP-05	<b>Permit Requirement</b>	<b>Report (Mo Total)</b>	<b>dry tons</b>				<b>1 Monthly</b>	<b>Calculated</b>
NAME/TITLE PRINCIPAL EXECUTIVE OFFICER  Megan Ross	I CERTIFY UNDER PENALTY OF LAW THAT THIS DOCUMENT AND ALL ATTACHMENTS WERE PREPARED UNDER MY DIRECTION OR SUPERVISION IN ACCORDANCE WITH A SYSTEM DESIGNED TO ASSURE THAT QUALIFIED PERSONNEL PROPERLY GATHERED AND EVALUATED THE INFORMATION SUBMITTED. BASED ON MY INQUIRY OF THE PERSON OR PERSONS WHO MANAGE THE SYSTEM, OR THOSE PERSONS DIRECTLY RESPONSIBLE FOR GATHERING THE INFORMATION, THE INFORMATION SUBMITTED IS, TO THE BEST OF MY KNOWLEDGE AND BELIEF, TRUE, ACCURATE AND COMPLETE. I AM AWARE THAT THERE ARE SIGNIFICANT PENALTIES FOR SUBMITTING FALSE INFORMATION, INCLUDING THE POSSIBILITY OF FINE AND IMPRISONMENT FOR KNOWING VIOLATIONS.				SIGNATURE OF PRINCIPAL EXECUTIVE OFFICER OR AUTHORIZED AGENT  Electronically Signed		TELEPHONE  (727) 582-7023	SUBMITTED ON  07/28/2016

# Reference for Section III.a(ii)

## DEPARTMENT OF ENVIRONMENTAL PROTECTION DISCHARGE MONITORING REPORT - PART A

PERMITTEE NAME: Pinellas County Utilities	PERMIT NUMBER: FL0040436
ADDRESS: 6730 142nd Avenue N. Largo, FL 33771	LIMIT: FINAL REPORT: Monthly
FACILITY: South Cross Bayou WRF	FACILITY TYPE: DW GROUP: Domestic
LOCATION: 7401 54th Ave N St Petersburg, FL 33709	MONITORING GROUP: RMP-AA
COUNTY: PINELLAS	DESCRIPTION: Class AA Residuals
	MONITORING PERIOD: From: 07/01/2016 To: 07/31/2016

Parameter		Quantity or Loading		Units	Quality or Concentration			Units	No. Ex.	Frequency of Analysis	Sample Type
Coliform, Fecal	Sample Measurement						0.193		0		
PARM Code 74055 + Mon. Site: RMP-AA	Permit Requirement						1000.0 (Maximum)	MPN/g		1 Monthly	Grab
Salmonella Sludge	Sample Measurement						ANC		0		
PARM Code 71204 + Mon. Site: RMP-AA	Permit Requirement						3.0 (Maximum)	MPN/4g		1 Monthly	Grab
Nitrogen, Sludge, Tot, Dry Wt (as N)	Sample Measurement		4.15						0		
PARM Code 78470 + Mon. Site: RMP-AA	Permit Requirement		Report (Maximum)	percent						1 Monthly	Grab
Phosphorus, Sludge, Tot, Dry Wt (as P)	Sample Measurement		3.15						0		
PARM Code 78478 + Mon. Site: RMP-AA	Permit Requirement		Report (Maximum)	percent						1 Monthly	Grab
Potassium, Sludge, Tot, Dry Wt (as K)	Sample Measurement		0.18						0		
PARM Code 78472 + Mon. Site: RMP-AA	Permit Requirement		Report (Maximum)	percent						1 Monthly	Grab

## Reference for Section III.a(ii)

Parameter		Quantity or Loading		Units	Quality or Concentration			Units	No. Ex.	Frequency of Analysis	Sample Type
Arsenic Total, Dry Weight, Sludge PARM Code 49565 + Mon. Site: RMP-AA	Sample Measurement				13.0		13.0		0		
	Permit Requirement				41.0 (Mo Avg)		75.0 (Maximum)	mg/kg		1 Monthly	Composite
Cadmium, Sludge, Tot, Dry Weight (as Cd) PARM Code 78476 + Mon. Site: RMP-AA	Sample Measurement				2.0		2.0		0		
	Permit Requirement				39.0 (Mo Avg)		85.0 (Maximum)	mg/kg		1 Monthly	Composite
Copper, Sludge, Tot, Dry Wt. (as Cu) PARM Code 78475 + Mon. Site: RMP-AA	Sample Measurement				556		556		0		
	Permit Requirement				1500.0 (Mo Avg)		4300.0 (Maximum)	mg/kg		1 Monthly	Composite
Lead, Dry Weight, Sludge PARM Code 78468 + Mon. Site: RMP-AA	Sample Measurement				23		23		0		
	Permit Requirement				300.0 (Mo Avg)		840.0 (Maximum)	mg/kg		1 Monthly	Composite
Mercury, Dry Weight, Sludge PARM Code 78471 + Mon. Site: RMP-AA	Sample Measurement				<0.4		<0.4		0		
	Permit Requirement				17.0 (Mo Avg)		57.0 (Maximum)	mg/kg		1 Monthly	Composite
Molybdenum, Dry Weight, Sludge PARM Code 78465 + Mon. Site: RMP-AA	Sample Measurement						12		0		
	Permit Requirement						75.0 (Maximum)	mg/kg		1 Monthly	Composite
Nickel, Dry Weight, Sludge PARM Code 78469 + Mon. Site: RMP-AA	Sample Measurement				28		28		0		
	Permit Requirement				420.0 (Mo Avg)		420.0 (Maximum)	mg/kg		1 Monthly	Composite

## Reference for Section III.a(ii)

Parameter		Quantity or Loading		Units	Quality or Concentration			Units	No. Ex.	Frequency of Analysis	Sample Type
Selenium Sludge Solid PARM Code 61518 + Mon. Site: RMP-AA	Sample Measurement				7.0		7.0		0		
	Permit Requirement				100.0 (Mo Avg)		100.0 (Maximum)	mg/kg		1 Monthly	Composite
Zinc, Dry Weight, Sludge PARM Code 78467 + Mon. Site: RMP-AA	Sample Measurement				765		765		0		
	Permit Requirement				2800.0 (Mo Avg)		7500.0 (Maximum)	mg/kg		1 Monthly	Composite
pH PARM Code 00400 + Mon. Site: RMP-AA	Sample Measurement				6.43		6.43		0		
	Permit Requirement				Report (Mo Avg)		Report (Maximum)	SU		1 Monthly	Grab
Solids, Total, Sludge, Percent PARM Code 61553 + Mon. Site: RMP-AA	Sample Measurement	93.30	93.30						0		
	Permit Requirement	Report (Mo Avg)	Report (Maximum)	percent						1 Monthly	Grab
Biosolids Quantity (Received) PARM Code B0002 + Mon. Site: RMP-01	Sample Measurement	116.80							0		
	Permit Requirement	Report (Mo Total)		dry tons						1 Monthly	Calculated
Biosolids Quantity (Distributed & Marketed in FL) PARM Code B0004 + Mon. Site: RMP-02	Sample Measurement	477.89							0		
	Permit Requirement	Report (Mo Total)		dry tons						1 Monthly	Calculated
Biosolids Quantity (Distributed & Marketed outside FL) PARM Code B0005 + Mon. Site: RMP-03	Sample Measurement	NOD							0		
	Permit Requirement	Report (Mo Total)		dry tons						1 Monthly	Calculated



# Reference for Section III.a(ii)

Parameter		Quantity or Loading	Units	Quality or Concentration	Units	No. Ex.	Frequency of Analysis	Sample Type
Biosolids Quantity (Transferred)	<b>Sample Measurement</b>	<b>NOD</b>				<b>0</b>		
PARM Code B0007 + Mon. Site: RMP-04	<b>Permit Requirement</b>	<b>Report (Mo Total)</b>	<b>dry tons</b>				<b>1 Monthly</b>	<b>Calculated</b>
Biosolids Quantity (Landfilled)	<b>Sample Measurement</b>	<b>NOD</b>				<b>0</b>		
PARM Code B0008 + Mon. Site: RMP-05	<b>Permit Requirement</b>	<b>Report (Mo Total)</b>	<b>dry tons</b>				<b>1 Monthly</b>	<b>Calculated</b>
NAME/TITLE PRINCIPAL EXECUTIVE OFFICER  Megan Ross	I CERTIFY UNDER PENALTY OF LAW THAT THIS DOCUMENT AND ALL ATTACHMENTS WERE PREPARED UNDER MY DIRECTION OR SUPERVISION IN ACCORDANCE WITH A SYSTEM DESIGNED TO ASSURE THAT QUALIFIED PERSONNEL PROPERLY GATHERED AND EVALUATED THE INFORMATION SUBMITTED. BASED ON MY INQUIRY OF THE PERSON OR PERSONS WHO MANAGE THE SYSTEM, OR THOSE PERSONS DIRECTLY RESPONSIBLE FOR GATHERING THE INFORMATION, THE INFORMATION SUBMITTED IS, TO THE BEST OF MY KNOWLEDGE AND BELIEF, TRUE, ACCURATE AND COMPLETE. I AM AWARE THAT THERE ARE SIGNIFICANT PENALTIES FOR SUBMITTING FALSE INFORMATION, INCLUDING THE POSSIBILITY OF FINE AND IMPRISONMENT FOR KNOWING VIOLATIONS.				SIGNATURE OF PRINCIPAL EXECUTIVE OFFICER OR AUTHORIZED AGENT  Electronically Signed		TELEPHONE  (727) 582-7023	SUBMITTED ON  08/26/2016

# Reference for Section III.a(ii)

## DEPARTMENT OF ENVIRONMENTAL PROTECTION DISCHARGE MONITORING REPORT - PART A

PERMITTEE NAME: Pinellas County Utilities	PERMIT NUMBER: FL0040436
ADDRESS: 6730 142nd Avenue N. Largo, FL 33771	LIMIT: FINAL REPORT: Monthly
FACILITY: South Cross Bayou WRF	FACILITY TYPE: DW GROUP: Domestic
LOCATION: 7401 54th Ave N St Petersburg, FL 33709	MONITORING GROUP: RMP-AA
COUNTY: PINELLAS	DESCRIPTION: Class AA Residuals
	MONITORING PERIOD: From: 08/01/2016 To: 08/31/2016

Parameter		Quantity or Loading	Units	Quality or Concentration	Units	No. Ex.	Frequency of Analysis	Sample Type
Coliform, Fecal	Sample Measurement			.200		0		
PARM Code 74055 + Mon. Site: RMP-AA	Permit Requirement			1000.0 (Maximum)	MPN/g		1 Monthly	Grab
Salmonella Sludge	Sample Measurement			ANC		0		
PARM Code 71204 + Mon. Site: RMP-AA	Permit Requirement			3.0 (Maximum)	MPN/4g		1 Monthly	Grab
Nitrogen, Sludge, Tot, Dry Wt (as N)	Sample Measurement	5.08				0		
PARM Code 78470 + Mon. Site: RMP-AA	Permit Requirement	Report (Maximum)	percent				1 Monthly	Grab
Phosphorus, Sludge, Tot, Dry Wt (as P)	Sample Measurement	3.31				0		
PARM Code 78478 + Mon. Site: RMP-AA	Permit Requirement	Report (Maximum)	percent				1 Monthly	Grab
Potassium, Sludge, Tot, Dry Wt (as K)	Sample Measurement	0.23				0		
PARM Code 78472 + Mon. Site: RMP-AA	Permit Requirement	Report (Maximum)	percent				1 Monthly	Grab

## Reference for Section III.a(ii)

Parameter		Quantity or Loading		Units	Quality or Concentration			Units	No. Ex.	Frequency of Analysis	Sample Type
Arsenic Total, Dry Weight, Sludge	<b>Sample Measurement</b>				<b>11.0</b>		<b>11.0</b>		<b>0</b>		
PARM Code 49565 + Mon. Site: RMP-AA	<b>Permit Requirement</b>				<b>41.0 (Mo Avg)</b>		<b>75.0 (Maximum)</b>	mg/kg		<b>1 Monthly</b>	<b>Composite</b>
Cadmium, Sludge, Tot, Dry Weight (as Cd)	<b>Sample Measurement</b>				<b>2.0</b>		<b>2.0</b>		<b>0</b>		
PARM Code 78476 + Mon. Site: RMP-AA	<b>Permit Requirement</b>				<b>39.0 (Mo Avg)</b>		<b>85.0 (Maximum)</b>	mg/kg		<b>1 Monthly</b>	<b>Composite</b>
Copper, Sludge, Tot, Dry Wt. (as Cu)	<b>Sample Measurement</b>				<b>531</b>		<b>531</b>		<b>0</b>		
PARM Code 78475 + Mon. Site: RMP-AA	<b>Permit Requirement</b>				<b>1500.0 (Mo Avg)</b>		<b>4300.0 (Maximum)</b>	mg/kg		<b>1 Monthly</b>	<b>Composite</b>
Lead, Dry Weight, Sludge	<b>Sample Measurement</b>				<b>20</b>		<b>20</b>		<b>0</b>		
PARM Code 78468 + Mon. Site: RMP-AA	<b>Permit Requirement</b>				<b>300.0 (Mo Avg)</b>		<b>840.0 (Maximum)</b>	mg/kg		<b>1 Monthly</b>	<b>Composite</b>
Mercury, Dry Weight, Sludge	<b>Sample Measurement</b>				<b>0.4</b>		<b>0.4</b>		<b>0</b>		
PARM Code 78471 + Mon. Site: RMP-AA	<b>Permit Requirement</b>				<b>17.0 (Mo Avg)</b>		<b>57.0 (Maximum)</b>	mg/kg		<b>1 Monthly</b>	<b>Composite</b>
Molybdenum, Dry Weight, Sludge	<b>Sample Measurement</b>						<b>10</b>		<b>0</b>		
PARM Code 78465 + Mon. Site: RMP-AA	<b>Permit Requirement</b>						<b>75.0 (Maximum)</b>	mg/kg		<b>1 Monthly</b>	<b>Composite</b>
Nickel, Dry Weight, Sludge	<b>Sample Measurement</b>				<b>23</b>		<b>23</b>		<b>0</b>		
PARM Code 78469 + Mon. Site: RMP-AA	<b>Permit Requirement</b>				<b>420.0 (Mo Avg)</b>		<b>420.0 (Maximum)</b>	mg/kg		<b>1 Monthly</b>	<b>Composite</b>

## Reference for Section III.a(ii)

Parameter		Quantity or Loading		Units	Quality or Concentration			Units	No. Ex.	Frequency of Analysis	Sample Type
Selenium Sludge Solid PARM Code 61518 + Mon. Site: RMP-AA	Sample Measurement				5.0		5.0		0		
	Permit Requirement				100.0 (Mo Avg)		100.0 (Maximum)	mg/kg		1 Monthly	Composite
Zinc, Dry Weight, Sludge PARM Code 78467 + Mon. Site: RMP-AA	Sample Measurement				708		708		0		
	Permit Requirement				2800.0 (Mo Avg)		7500.0 (Maximum)	mg/kg		1 Monthly	Composite
pH PARM Code 00400 + Mon. Site: RMP-AA	Sample Measurement				7.06		7.06		0		
	Permit Requirement				Report (Mo Avg)		Report (Maximum)	SU		1 Monthly	Grab
Solids, Total, Sludge, Percent PARM Code 61553 + Mon. Site: RMP-AA	Sample Measurement	90.10	90.10						0		
	Permit Requirement	Report (Mo Avg)	Report (Maximum)	percent						1 Monthly	Grab
Biosolids Quantity (Received) PARM Code B0002 + Mon. Site: RMP-01	Sample Measurement	116.06							0		
	Permit Requirement	Report (Mo Total)		dry tons						1 Monthly	Calculated
Biosolids Quantity (Distributed & Marketed in FL) PARM Code B0004 + Mon. Site: RMP-02	Sample Measurement	546.07							0		
	Permit Requirement	Report (Mo Total)		dry tons						1 Monthly	Calculated
Biosolids Quantity (Distributed & Marketed outside FL) PARM Code B0005 + Mon. Site: RMP-03	Sample Measurement	NOD							0		
	Permit Requirement	Report (Mo Total)		dry tons						1 Monthly	Calculated

## Reference for Section III.a(ii)

Parameter		Quantity or Loading	Units	Quality or Concentration	Units	No. Ex.	Frequency of Analysis	Sample Type
Biosolids Quantity (Transferred)	<b>Sample Measurement</b>	<b>NOD</b>				<b>0</b>		
PARM Code B0007 + Mon. Site: RMP-04	<b>Permit Requirement</b>	<b>Report (Mo Total)</b>	<b>dry tons</b>				<b>1 Monthly</b>	<b>Calculated</b>
Biosolids Quantity (Landfilled)	<b>Sample Measurement</b>	<b>NOD</b>				<b>0</b>		
PARM Code B0008 + Mon. Site: RMP-05	<b>Permit Requirement</b>	<b>Report (Mo Total)</b>	<b>dry tons</b>				<b>1 Monthly</b>	<b>Calculated</b>
NAME/TITLE PRINCIPAL EXECUTIVE OFFICER  Megan Ross	I CERTIFY UNDER PENALTY OF LAW THAT THIS DOCUMENT AND ALL ATTACHMENTS WERE PREPARED UNDER MY DIRECTION OR SUPERVISION IN ACCORDANCE WITH A SYSTEM DESIGNED TO ASSURE THAT QUALIFIED PERSONNEL PROPERLY GATHERED AND EVALUATED THE INFORMATION SUBMITTED. BASED ON MY INQUIRY OF THE PERSON OR PERSONS WHO MANAGE THE SYSTEM, OR THOSE PERSONS DIRECTLY RESPONSIBLE FOR GATHERING THE INFORMATION, THE INFORMATION SUBMITTED IS, TO THE BEST OF MY KNOWLEDGE AND BELIEF, TRUE, ACCURATE AND COMPLETE. I AM AWARE THAT THERE ARE SIGNIFICANT PENALTIES FOR SUBMITTING FALSE INFORMATION, INCLUDING THE POSSIBILITY OF FINE AND IMPRISONMENT FOR KNOWING VIOLATIONS.				SIGNATURE OF PRINCIPAL EXECUTIVE OFFICER OR AUTHORIZED AGENT  Electronically Signed		TELEPHONE  (727) 582-7023	SUBMITTED ON  09/28/2016

# Reference for Section III.a(ii)

## DEPARTMENT OF ENVIRONMENTAL PROTECTION DISCHARGE MONITORING REPORT - PART A

PERMITTEE NAME: Pinellas County Utilities	PERMIT NUMBER: FL0040436
ADDRESS: 6730 142nd Avenue N. Largo, FL 33771	LIMIT: FINAL REPORT: Monthly
FACILITY: South Cross Bayou WRF	FACILITY TYPE: DW GROUP: Domestic
LOCATION: 7401 54th Ave N St Petersburg, FL 33709	MONITORING GROUP: RMP-AA
COUNTY: PINELLAS	DESCRIPTION: Class AA Residuals
	MONITORING PERIOD: From: 09/01/2016 To: 09/30/2016

Parameter		Quantity or Loading	Units	Quality or Concentration	Units	No. Ex.	Frequency of Analysis	Sample Type
Coliform, Fecal	Sample Measurement			5.90		0		
PARM Code 74055 + Mon. Site: RMP-AA	Permit Requirement			1000.0 (Maximum)	MPN/g		1 Monthly	Grab
Salmonella Sludge	Sample Measurement			ANC		0		
PARM Code 71204 + Mon. Site: RMP-AA	Permit Requirement			3.0 (Maximum)	MPN/4g		1 Monthly	Grab
Nitrogen, Sludge, Tot, Dry Wt (as N)	Sample Measurement	4.52				0		
PARM Code 78470 + Mon. Site: RMP-AA	Permit Requirement	Report (Maximum)	percent				1 Monthly	Grab
Phosphorus, Sludge, Tot, Dry Wt (as P)	Sample Measurement	3.22				0		
PARM Code 78478 + Mon. Site: RMP-AA	Permit Requirement	Report (Maximum)	percent				1 Monthly	Grab
Potassium, Sludge, Tot, Dry Wt (as K)	Sample Measurement	0.29				0		
PARM Code 78472 + Mon. Site: RMP-AA	Permit Requirement	Report (Maximum)	percent				1 Monthly	Grab

## Reference for Section III.a(ii)

Parameter		Quantity or Loading		Units	Quality or Concentration			Units	No. Ex.	Frequency of Analysis	Sample Type
Arsenic Total, Dry Weight, Sludge PARM Code 49565 + Mon. Site: RMP-AA	Sample Measurement				13.4		13.4		0		
	Permit Requirement				41.0 (Mo Avg)		75.0 (Maximum)	mg/kg		1 Monthly	Composite
Cadmium, Sludge, Tot, Dry Weight (as Cd) PARM Code 78476 + Mon. Site: RMP-AA	Sample Measurement				2.0		2.0		0		
	Permit Requirement				39.0 (Mo Avg)		85.0 (Maximum)	mg/kg		1 Monthly	Composite
Copper, Sludge, Tot, Dry Wt. (as Cu) PARM Code 78475 + Mon. Site: RMP-AA	Sample Measurement				511		511		0		
	Permit Requirement				1500.0 (Mo Avg)		4300.0 (Maximum)	mg/kg		1 Monthly	Composite
Lead, Dry Weight, Sludge PARM Code 78468 + Mon. Site: RMP-AA	Sample Measurement				20.1		20.1		0		
	Permit Requirement				300.0 (Mo Avg)		840.0 (Maximum)	mg/kg		1 Monthly	Composite
Mercury, Dry Weight, Sludge PARM Code 78471 + Mon. Site: RMP-AA	Sample Measurement				1.11		1.11		0		
	Permit Requirement				17.0 (Mo Avg)		57.0 (Maximum)	mg/kg		1 Monthly	Composite
Molybdenum, Dry Weight, Sludge PARM Code 78465 + Mon. Site: RMP-AA	Sample Measurement						9.03		0		
	Permit Requirement						75.0 (Maximum)	mg/kg		1 Monthly	Composite
Nickel, Dry Weight, Sludge PARM Code 78469 + Mon. Site: RMP-AA	Sample Measurement				25.4		25.4		0		
	Permit Requirement				420.0 (Mo Avg)		420.0 (Maximum)	mg/kg		1 Monthly	Composite

## Reference for Section III.a(ii)

Parameter		Quantity or Loading		Units	Quality or Concentration			Units	No. Ex.	Frequency of Analysis	Sample Type
Selenium Sludge Solid PARM Code 61518 + Mon. Site: RMP-AA	Sample Measurement				5.01		5.01		0		
	Permit Requirement				100.0 (Mo Avg)		100.0 (Maximum)	mg/kg		1 Monthly	Composite
Zinc, Dry Weight, Sludge PARM Code 78467 + Mon. Site: RMP-AA	Sample Measurement				640		640		0		
	Permit Requirement				2800.0 (Mo Avg)		7500.0 (Maximum)	mg/kg		1 Monthly	Composite
pH PARM Code 00400 + Mon. Site: RMP-AA	Sample Measurement				7.25		7.25		0		
	Permit Requirement				Report (Mo Avg)		Report (Maximum)	SU		1 Monthly	Grab
Solids, Total, Sludge, Percent PARM Code 61553 + Mon. Site: RMP-AA	Sample Measurement	91.40	91.40						0		
	Permit Requirement	Report (Mo Avg)	Report (Maximum)	percent						1 Monthly	Grab
Biosolids Quantity (Received) PARM Code B0002 + Mon. Site: RMP-01	Sample Measurement	115.22							0		
	Permit Requirement	Report (Mo Total)		dry tons						1 Monthly	Calculated
Biosolids Quantity (Distributed & Marketed in FL) PARM Code B0004 + Mon. Site: RMP-02	Sample Measurement	453.34							0		
	Permit Requirement	Report (Mo Total)		dry tons						1 Monthly	Calculated
Biosolids Quantity (Distributed & Marketed outside FL) PARM Code B0005 + Mon. Site: RMP-03	Sample Measurement	NOD							0		
	Permit Requirement	Report (Mo Total)		dry tons						1 Monthly	Calculated



# Reference for Section III.a(ii)

Parameter		Quantity or Loading	Units	Quality or Concentration	Units	No. Ex.	Frequency of Analysis	Sample Type
Biosolids Quantity (Transferred)	<b>Sample Measurement</b>	<b>NOD</b>				<b>0</b>		
PARM Code B0007 + Mon. Site: RMP-04	<b>Permit Requirement</b>	<b>Report (Mo Total)</b>	<b>dry tons</b>				<b>1 Monthly</b>	<b>Calculated</b>
Biosolids Quantity (Landfilled)	<b>Sample Measurement</b>	<b>NOD</b>				<b>0</b>		
PARM Code B0008 + Mon. Site: RMP-05	<b>Permit Requirement</b>	<b>Report (Mo Total)</b>	<b>dry tons</b>				<b>1 Monthly</b>	<b>Calculated</b>
NAME/TITLE PRINCIPAL EXECUTIVE OFFICER  Megan Ross	I CERTIFY UNDER PENALTY OF LAW THAT THIS DOCUMENT AND ALL ATTACHMENTS WERE PREPARED UNDER MY DIRECTION OR SUPERVISION IN ACCORDANCE WITH A SYSTEM DESIGNED TO ASSURE THAT QUALIFIED PERSONNEL PROPERLY GATHERED AND EVALUATED THE INFORMATION SUBMITTED. BASED ON MY INQUIRY OF THE PERSON OR PERSONS WHO MANAGE THE SYSTEM, OR THOSE PERSONS DIRECTLY RESPONSIBLE FOR GATHERING THE INFORMATION, THE INFORMATION SUBMITTED IS, TO THE BEST OF MY KNOWLEDGE AND BELIEF, TRUE, ACCURATE AND COMPLETE. I AM AWARE THAT THERE ARE SIGNIFICANT PENALTIES FOR SUBMITTING FALSE INFORMATION, INCLUDING THE POSSIBILITY OF FINE AND IMPRISONMENT FOR KNOWING VIOLATIONS.				SIGNATURE OF PRINCIPAL EXECUTIVE OFFICER OR AUTHORIZED AGENT  Electronically Signed		TELEPHONE  (727) 582-7023	SUBMITTED ON  10/28/2016

# Reference for Section III.a(ii)

## DEPARTMENT OF ENVIRONMENTAL PROTECTION DISCHARGE MONITORING REPORT - PART A

PERMITTEE NAME: Pinellas County Utilities	PERMIT NUMBER: FL0040436
ADDRESS: 6730 142nd Avenue N. Largo, FL 33771	LIMIT: FINAL REPORT: Monthly
FACILITY: South Cross Bayou WRF	FACILITY TYPE: DW GROUP: Domestic
LOCATION: 7401 54th Ave N St Petersburg, FL 33709	MONITORING GROUP: RMP-AA
COUNTY: PINELLAS	DESCRIPTION: Class AA Residuals
	MONITORING PERIOD: From: 10/01/2016 To: 10/31/2016

Parameter		Quantity or Loading	Units	Quality or Concentration	Units	No. Ex.	Frequency of Analysis	Sample Type
Coliform, Fecal	Sample Measurement			.221		0		
PARM Code 74055 + Mon. Site: RMP-AA	Permit Requirement			1000.0 (Maximum)	MPN/g		1 Monthly	Grab
Salmonella Sludge	Sample Measurement			ANC		0		
PARM Code 71204 + Mon. Site: RMP-AA	Permit Requirement			3.0 (Maximum)	MPN/4g		1 Monthly	Grab
Nitrogen, Sludge, Tot, Dry Wt (as N)	Sample Measurement	4.77				0		
PARM Code 78470 + Mon. Site: RMP-AA	Permit Requirement	Report (Maximum)	percent				1 Monthly	Grab
Phosphorus, Sludge, Tot, Dry Wt (as P)	Sample Measurement	2.87				0		
PARM Code 78478 + Mon. Site: RMP-AA	Permit Requirement	Report (Maximum)	percent				1 Monthly	Grab
Potassium, Sludge, Tot, Dry Wt (as K)	Sample Measurement	0.22				0		
PARM Code 78472 + Mon. Site: RMP-AA	Permit Requirement	Report (Maximum)	percent				1 Monthly	Grab

## Reference for Section III.a(ii)

Parameter		Quantity or Loading		Units	Quality or Concentration			Units	No. Ex.	Frequency of Analysis	Sample Type
Arsenic Total, Dry Weight, Sludge PARM Code 49565 + Mon. Site: RMP-AA	Sample Measurement				17.0		17.0		0		
	Permit Requirement				41.0 (Mo Avg)		75.0 (Maximum)	mg/kg		1 Monthly	Composite
Cadmium, Sludge, Tot, Dry Weight (as Cd) PARM Code 78476 + Mon. Site: RMP-AA	Sample Measurement				<2.0		<2.0		0		
	Permit Requirement				39.0 (Mo Avg)		85.0 (Maximum)	mg/kg		1 Monthly	Composite
Copper, Sludge, Tot, Dry Wt. (as Cu) PARM Code 78475 + Mon. Site: RMP-AA	Sample Measurement				557		557		0		
	Permit Requirement				1500.0 (Mo Avg)		4300.0 (Maximum)	mg/kg		1 Monthly	Composite
Lead, Dry Weight, Sludge PARM Code 78468 + Mon. Site: RMP-AA	Sample Measurement				23		23		0		
	Permit Requirement				300.0 (Mo Avg)		840.0 (Maximum)	mg/kg		1 Monthly	Composite
Mercury, Dry Weight, Sludge PARM Code 78471 + Mon. Site: RMP-AA	Sample Measurement				.530		.530		0		
	Permit Requirement				17.0 (Mo Avg)		57.0 (Maximum)	mg/kg		1 Monthly	Composite
Molybdenum, Dry Weight, Sludge PARM Code 78465 + Mon. Site: RMP-AA	Sample Measurement						9.00		0		
	Permit Requirement						75.0 (Maximum)	mg/kg		1 Monthly	Composite
Nickel, Dry Weight, Sludge PARM Code 78469 + Mon. Site: RMP-AA	Sample Measurement				26.0		26.0		0		
	Permit Requirement				420.0 (Mo Avg)		420.0 (Maximum)	mg/kg		1 Monthly	Composite

## Reference for Section III.a(ii)

Parameter		Quantity or Loading		Units	Quality or Concentration			Units	No. Ex.	Frequency of Analysis	Sample Type
Selenium Sludge Solid PARM Code 61518 + Mon. Site: RMP-AA	Sample Measurement				5.00		5.00		0		
	Permit Requirement				100.0 (Mo Avg)		100.0 (Maximum)	mg/kg		1 Monthly	Composite
Zinc, Dry Weight, Sludge PARM Code 78467 + Mon. Site: RMP-AA	Sample Measurement				631		631		0		
	Permit Requirement				2800.0 (Mo Avg)		7500.0 (Maximum)	mg/kg		1 Monthly	Composite
pH PARM Code 00400 + Mon. Site: RMP-AA	Sample Measurement				7.18		7.18		0		
	Permit Requirement				Report (Mo Avg)		Report (Maximum)	SU		1 Monthly	Grab
Solids, Total, Sludge, Percent PARM Code 61553 + Mon. Site: RMP-AA	Sample Measurement	92.03	92.03						0		
	Permit Requirement	Report (Mo Avg)	Report (Maximum)	percent						1 Monthly	Grab
Biosolids Quantity (Received) PARM Code B0002 + Mon. Site: RMP-01	Sample Measurement	109.53							0		
	Permit Requirement	Report (Mo Total)		dry tons						1 Monthly	Calculated
Biosolids Quantity (Distributed & Marketed in FL) PARM Code B0004 + Mon. Site: RMP-02	Sample Measurement	624.91							0		
	Permit Requirement	Report (Mo Total)		dry tons						1 Monthly	Calculated
Biosolids Quantity (Distributed & Marketed outside FL) PARM Code B0005 + Mon. Site: RMP-03	Sample Measurement	NOD							0		
	Permit Requirement	Report (Mo Total)		dry tons						1 Monthly	Calculated

# Reference for Section III.a(ii)

Parameter		Quantity or Loading	Units	Quality or Concentration	Units	No. Ex.	Frequency of Analysis	Sample Type
Biosolids Quantity (Transferred)	<b>Sample Measurement</b>	<b>NOD</b>				<b>0</b>		
PARM Code B0007 + Mon. Site: RMP-04	<b>Permit Requirement</b>	<b>Report (Mo Total)</b>	<b>dry tons</b>				<b>1 Monthly</b>	<b>Calculated</b>
Biosolids Quantity (Landfilled)	<b>Sample Measurement</b>	<b>NOD</b>				<b>0</b>		
PARM Code B0008 + Mon. Site: RMP-05	<b>Permit Requirement</b>	<b>Report (Mo Total)</b>	<b>dry tons</b>				<b>1 Monthly</b>	<b>Calculated</b>
NAME/TITLE PRINCIPAL EXECUTIVE OFFICER  Megan Ross	I CERTIFY UNDER PENALTY OF LAW THAT THIS DOCUMENT AND ALL ATTACHMENTS WERE PREPARED UNDER MY DIRECTION OR SUPERVISION IN ACCORDANCE WITH A SYSTEM DESIGNED TO ASSURE THAT QUALIFIED PERSONNEL PROPERLY GATHERED AND EVALUATED THE INFORMATION SUBMITTED. BASED ON MY INQUIRY OF THE PERSON OR PERSONS WHO MANAGE THE SYSTEM, OR THOSE PERSONS DIRECTLY RESPONSIBLE FOR GATHERING THE INFORMATION, THE INFORMATION SUBMITTED IS, TO THE BEST OF MY KNOWLEDGE AND BELIEF, TRUE, ACCURATE AND COMPLETE. I AM AWARE THAT THERE ARE SIGNIFICANT PENALTIES FOR SUBMITTING FALSE INFORMATION, INCLUDING THE POSSIBILITY OF FINE AND IMPRISONMENT FOR KNOWING VIOLATIONS.				SIGNATURE OF PRINCIPAL EXECUTIVE OFFICER OR AUTHORIZED AGENT  Electronically Signed		TELEPHONE  (727) 582-7023	SUBMITTED ON  11/28/2016

# Reference for Section III.a(ii)

## DEPARTMENT OF ENVIRONMENTAL PROTECTION DISCHARGE MONITORING REPORT - PART A

PERMITTEE NAME: Pinellas County Utilities	PERMIT NUMBER: FL0040436
ADDRESS: 6730 142nd Avenue N. Largo, FL 33771	LIMIT: FINAL REPORT: Monthly
FACILITY: South Cross Bayou WRF	FACILITY TYPE: DW GROUP: Domestic
LOCATION: 7401 54th Ave N St Petersburg, FL 33709	MONITORING GROUP: RMP-AA
COUNTY: PINELLAS	DESCRIPTION: Class AA Residuals
	MONITORING PERIOD: From: 11/01/2016 To: 11/30/2016

Parameter		Quantity or Loading	Units	Quality or Concentration	Units	No. Ex.	Frequency of Analysis	Sample Type
Coliform, Fecal	Sample Measurement			0.198		0		
PARM Code 74055 + Mon. Site: RMP-AA	Permit Requirement			1000.0 (Maximum)	MPN/g		1 Monthly	Grab
Salmonella Sludge	Sample Measurement			ANC		0		
PARM Code 71204 + Mon. Site: RMP-AA	Permit Requirement			3.0 (Maximum)	MPN/4g		1 Monthly	Grab
Nitrogen, Sludge, Tot, Dry Wt (as N)	Sample Measurement	4.91				0		
PARM Code 78470 + Mon. Site: RMP-AA	Permit Requirement	Report (Maximum)	percent				1 Monthly	Grab
Phosphorus, Sludge, Tot, Dry Wt (as P)	Sample Measurement	3.38				0		
PARM Code 78478 + Mon. Site: RMP-AA	Permit Requirement	Report (Maximum)	percent				1 Monthly	Grab
Potassium, Sludge, Tot, Dry Wt (as K)	Sample Measurement	0.31				0		
PARM Code 78472 + Mon. Site: RMP-AA	Permit Requirement	Report (Maximum)	percent				1 Monthly	Grab

## Reference for Section III.a(ii)

Parameter		Quantity or Loading		Units	Quality or Concentration			Units	No. Ex.	Frequency of Analysis	Sample Type
Arsenic Total, Dry Weight, Sludge PARM Code 49565 + Mon. Site: RMP-AA	Sample Measurement				17.3		17.3		0		
	Permit Requirement				41.0 (Mo Avg)		75.0 (Maximum)	mg/kg		1 Monthly	Composite
Cadmium, Sludge, Tot, Dry Weight (as Cd) PARM Code 78476 + Mon. Site: RMP-AA	Sample Measurement				<2.0		<2.0		0		
	Permit Requirement				39.0 (Mo Avg)		85.0 (Maximum)	mg/kg		1 Monthly	Composite
Copper, Sludge, Tot, Dry Wt. (as Cu) PARM Code 78475 + Mon. Site: RMP-AA	Sample Measurement				566		566		0		
	Permit Requirement				1500.0 (Mo Avg)		4300.0 (Maximum)	mg/kg		1 Monthly	Composite
Lead, Dry Weight, Sludge PARM Code 78468 + Mon. Site: RMP-AA	Sample Measurement				20.2		20.2		0		
	Permit Requirement				300.0 (Mo Avg)		840.0 (Maximum)	mg/kg		1 Monthly	Composite
Mercury, Dry Weight, Sludge PARM Code 78471 + Mon. Site: RMP-AA	Sample Measurement				<0.400		<0.400		0		
	Permit Requirement				17.0 (Mo Avg)		57.0 (Maximum)	mg/kg		1 Monthly	Composite
Molybdenum, Dry Weight, Sludge PARM Code 78465 + Mon. Site: RMP-AA	Sample Measurement						9.50		0		
	Permit Requirement						75.0 (Maximum)	mg/kg		1 Monthly	Composite
Nickel, Dry Weight, Sludge PARM Code 78469 + Mon. Site: RMP-AA	Sample Measurement				24.0		24.0		0		
	Permit Requirement				420.0 (Mo Avg)		420.0 (Maximum)	mg/kg		1 Monthly	Composite

## Reference for Section III.a(ii)

Parameter		Quantity or Loading		Units	Quality or Concentration			Units	No. Ex.	Frequency of Analysis	Sample Type
Selenium Sludge Solid PARM Code 61518 + Mon. Site: RMP-AA	Sample Measurement				5.70		5.70		0		
	Permit Requirement				100.0 (Mo Avg)		100.0 (Maximum)	mg/kg		1 Monthly	Composite
Zinc, Dry Weight, Sludge PARM Code 78467 + Mon. Site: RMP-AA	Sample Measurement				742		742		0		
	Permit Requirement				2800.0 (Mo Avg)		7500.0 (Maximum)	mg/kg		1 Monthly	Composite
pH PARM Code 00400 + Mon. Site: RMP-AA	Sample Measurement				7.0		7.0		0		
	Permit Requirement				Report (Mo Avg)		Report (Maximum)	SU		1 Monthly	Grab
Solids, Total, Sludge, Percent PARM Code 61553 + Mon. Site: RMP-AA	Sample Measurement	91.10	91.10						0		
	Permit Requirement	Report (Mo Avg)	Report (Maximum)	percent						1 Monthly	Grab
Biosolids Quantity (Received) PARM Code B0002 + Mon. Site: RMP-01	Sample Measurement	132.91							0		
	Permit Requirement	Report (Mo Total)		dry tons						1 Monthly	Calculated
Biosolids Quantity (Distributed & Marketed in FL) PARM Code B0004 + Mon. Site: RMP-02	Sample Measurement	498.74							0		
	Permit Requirement	Report (Mo Total)		dry tons						1 Monthly	Calculated
Biosolids Quantity (Distributed & Marketed outside FL) PARM Code B0005 + Mon. Site: RMP-03	Sample Measurement	NOD							0		
	Permit Requirement	Report (Mo Total)		dry tons						1 Monthly	Calculated



## Reference for Section III.a(ii)

Parameter		Quantity or Loading	Units	Quality or Concentration	Units	No. Ex.	Frequency of Analysis	Sample Type
Biosolids Quantity (Transferred)	<b>Sample Measurement</b>	<b>NOD</b>				<b>0</b>		
PARM Code B0007 + Mon. Site: RMP-04	<b>Permit Requirement</b>	<b>Report (Mo Total)</b>	<b>dry tons</b>				<b>1 Monthly</b>	<b>Calculated</b>
Biosolids Quantity (Landfilled)	<b>Sample Measurement</b>	<b>NOD</b>				<b>0</b>		
PARM Code B0008 + Mon. Site: RMP-05	<b>Permit Requirement</b>	<b>Report (Mo Total)</b>	<b>dry tons</b>				<b>1 Monthly</b>	<b>Calculated</b>
NAME/TITLE PRINCIPAL EXECUTIVE OFFICER  Megan Ross	I CERTIFY UNDER PENALTY OF LAW THAT THIS DOCUMENT AND ALL ATTACHMENTS WERE PREPARED UNDER MY DIRECTION OR SUPERVISION IN ACCORDANCE WITH A SYSTEM DESIGNED TO ASSURE THAT QUALIFIED PERSONNEL PROPERLY GATHERED AND EVALUATED THE INFORMATION SUBMITTED. BASED ON MY INQUIRY OF THE PERSON OR PERSONS WHO MANAGE THE SYSTEM, OR THOSE PERSONS DIRECTLY RESPONSIBLE FOR GATHERING THE INFORMATION, THE INFORMATION SUBMITTED IS, TO THE BEST OF MY KNOWLEDGE AND BELIEF, TRUE, ACCURATE AND COMPLETE. I AM AWARE THAT THERE ARE SIGNIFICANT PENALTIES FOR SUBMITTING FALSE INFORMATION, INCLUDING THE POSSIBILITY OF FINE AND IMPRISONMENT FOR KNOWING VIOLATIONS.				SIGNATURE OF PRINCIPAL EXECUTIVE OFFICER OR AUTHORIZED AGENT  Electronically Signed		TELEPHONE  (727) 582-7023	SUBMITTED ON  12/27/2016

# Reference for Section III.a(ii)

## DEPARTMENT OF ENVIRONMENTAL PROTECTION DISCHARGE MONITORING REPORT - PART A

PERMITTEE NAME: Pinellas County Utilities	PERMIT NUMBER: FL0040436
ADDRESS: 6730 142nd Avenue N. Largo, FL 33771	LIMIT: FINAL REPORT: Monthly
FACILITY: South Cross Bayou WRF	FACILITY TYPE: DW GROUP: Domestic
LOCATION: 7401 54th Ave N St Petersburg, FL 33709	MONITORING GROUP: RMP-AA
COUNTY: PINELLAS	DESCRIPTION: Class AA Residuals
	MONITORING PERIOD: From: 12/01/2016 To: 12/31/2016

Parameter		Quantity or Loading	Units	Quality or Concentration	Units	No. Ex.	Frequency of Analysis	Sample Type
Coliform, Fecal	Sample Measurement			0.196		0		
PARM Code 74055 + Mon. Site: RMP-AA	Permit Requirement			1000.0 (Maximum)	MPN/g		1 Monthly	Grab
Salmonella Sludge	Sample Measurement			ANC		0		
PARM Code 71204 + Mon. Site: RMP-AA	Permit Requirement			3.0 (Maximum)	MPN/4g		1 Monthly	Grab
Nitrogen, Sludge, Tot, Dry Wt (as N)	Sample Measurement	5.01				0		
PARM Code 78470 + Mon. Site: RMP-AA	Permit Requirement	Report (Maximum)	percent				1 Monthly	Grab
Phosphorus, Sludge, Tot, Dry Wt (as P)	Sample Measurement	3.00				0		
PARM Code 78478 + Mon. Site: RMP-AA	Permit Requirement	Report (Maximum)	percent				1 Monthly	Grab
Potassium, Sludge, Tot, Dry Wt (as K)	Sample Measurement	0.21				0		
PARM Code 78472 + Mon. Site: RMP-AA	Permit Requirement	Report (Maximum)	percent				1 Monthly	Grab

## Reference for Section III.a(ii)

Parameter		Quantity or Loading		Units	Quality or Concentration			Units	No. Ex.	Frequency of Analysis	Sample Type
Arsenic Total, Dry Weight, Sludge PARM Code 49565 + Mon. Site: RMP-AA	Sample Measurement				12.8		12.8		0		
	Permit Requirement				41.0 (Mo Avg)		75.0 (Maximum)	mg/kg		1 Monthly	Composite
Cadmium, Sludge, Tot, Dry Weight (as Cd) PARM Code 78476 + Mon. Site: RMP-AA	Sample Measurement				<2.0		<2.0		0		
	Permit Requirement				39.0 (Mo Avg)		85.0 (Maximum)	mg/kg		1 Monthly	Composite
Copper, Sludge, Tot, Dry Wt. (as Cu) PARM Code 78475 + Mon. Site: RMP-AA	Sample Measurement				542		542		0		
	Permit Requirement				1500.0 (Mo Avg)		4300.0 (Maximum)	mg/kg		1 Monthly	Composite
Lead, Dry Weight, Sludge PARM Code 78468 + Mon. Site: RMP-AA	Sample Measurement				18.5		18.5		0		
	Permit Requirement				300.0 (Mo Avg)		840.0 (Maximum)	mg/kg		1 Monthly	Composite
Mercury, Dry Weight, Sludge PARM Code 78471 + Mon. Site: RMP-AA	Sample Measurement				0.920		0.920		0		
	Permit Requirement				17.0 (Mo Avg)		57.0 (Maximum)	mg/kg		1 Monthly	Composite
Molybdenum, Dry Weight, Sludge PARM Code 78465 + Mon. Site: RMP-AA	Sample Measurement						10.6		0		
	Permit Requirement						75.0 (Maximum)	mg/kg		1 Monthly	Composite
Nickel, Dry Weight, Sludge PARM Code 78469 + Mon. Site: RMP-AA	Sample Measurement				23.9		23.9		0		
	Permit Requirement				420.0 (Mo Avg)		420.0 (Maximum)	mg/kg		1 Monthly	Composite

## Reference for Section III.a(ii)

Parameter		Quantity or Loading		Units	Quality or Concentration			Units	No. Ex.	Frequency of Analysis	Sample Type
Selenium Sludge Solid PARM Code 61518 + Mon. Site: RMP-AA	Sample Measurement				5.54		5.54		0		
	Permit Requirement				100.0 (Mo Avg)		100.0 (Maximum)	mg/kg		1 Monthly	Composite
Zinc, Dry Weight, Sludge PARM Code 78467 + Mon. Site: RMP-AA	Sample Measurement				631		631		0		
	Permit Requirement				2800.0 (Mo Avg)		7500.0 (Maximum)	mg/kg		1 Monthly	Composite
pH PARM Code 00400 + Mon. Site: RMP-AA	Sample Measurement				7.38		7.38		0		
	Permit Requirement				Report (Mo Avg)		Report (Maximum)	SU		1 Monthly	Grab
Solids, Total, Sludge, Percent PARM Code 61553 + Mon. Site: RMP-AA	Sample Measurement	92.00	92.00						0		
	Permit Requirement	Report (Mo Avg)	Report (Maximum)	percent						1 Monthly	Grab
Biosolids Quantity (Received) PARM Code B0002 + Mon. Site: RMP-01	Sample Measurement	142.14							0		
	Permit Requirement	Report (Mo Total)		dry tons						1 Monthly	Calculated
Biosolids Quantity (Distributed & Marketed in FL) PARM Code B0004 + Mon. Site: RMP-02	Sample Measurement	666.56							0		
	Permit Requirement	Report (Mo Total)		dry tons						1 Monthly	Calculated
Biosolids Quantity (Distributed & Marketed outside FL) PARM Code B0005 + Mon. Site: RMP-03	Sample Measurement	NOD							0		
	Permit Requirement	Report (Mo Total)		dry tons						1 Monthly	Calculated

## Reference for Section III.a(ii)

Parameter		Quantity or Loading	Units	Quality or Concentration	Units	No. Ex.	Frequency of Analysis	Sample Type
Biosolids Quantity (Transferred)	<b>Sample Measurement</b>	<b>NOD</b>				<b>0</b>		
PARM Code B0007 + Mon. Site: RMP-04	<b>Permit Requirement</b>	<b>Report (Mo Total)</b>	<b>dry tons</b>				<b>1 Monthly</b>	<b>Calculated</b>
Biosolids Quantity (Landfilled)	<b>Sample Measurement</b>	<b>NOD</b>				<b>0</b>		
PARM Code B0008 + Mon. Site: RMP-05	<b>Permit Requirement</b>	<b>Report (Mo Total)</b>	<b>dry tons</b>				<b>1 Monthly</b>	<b>Calculated</b>
NAME/TITLE PRINCIPAL EXECUTIVE OFFICER  Megan Ross	I CERTIFY UNDER PENALTY OF LAW THAT THIS DOCUMENT AND ALL ATTACHMENTS WERE PREPARED UNDER MY DIRECTION OR SUPERVISION IN ACCORDANCE WITH A SYSTEM DESIGNED TO ASSURE THAT QUALIFIED PERSONNEL PROPERLY GATHERED AND EVALUATED THE INFORMATION SUBMITTED. BASED ON MY INQUIRY OF THE PERSON OR PERSONS WHO MANAGE THE SYSTEM, OR THOSE PERSONS DIRECTLY RESPONSIBLE FOR GATHERING THE INFORMATION, THE INFORMATION SUBMITTED IS, TO THE BEST OF MY KNOWLEDGE AND BELIEF, TRUE, ACCURATE AND COMPLETE. I AM AWARE THAT THERE ARE SIGNIFICANT PENALTIES FOR SUBMITTING FALSE INFORMATION, INCLUDING THE POSSIBILITY OF FINE AND IMPRISONMENT FOR KNOWING VIOLATIONS.				SIGNATURE OF PRINCIPAL EXECUTIVE OFFICER OR AUTHORIZED AGENT  Electronically Signed		TELEPHONE  (727) 582-7023	SUBMITTED ON  01/26/2017

# Reference for Section III. a(ii) and b(ii)

Page: 1 of 2

Report Number: 16-007-0208  
 Account Number: 02537  
 Submitted By: JUSTIN MANNING



7621 Whitepine Road, Richmond, VA 23237  
 Main 804-743-9401 ° Fax 804-271-6446  
 www.waypointanalytical.com

Send To: SYNAGRO FL (29-0750)  
 MATTHEW BUSCH  
 PO BOX 3227  
 PINELLAS PARK , FL 33780

Project : PINELLAS COUNTY PELLETERIZER

Lab Number : 66071  
 Sample Id : PELLET

## REPORT OF ANALYSIS

Date Sampled: 1/4/2016 00:00:00  
 Date Received: 01/07/2016 00:00  
 Date Reported: 01/14/2016

PARAMETER	RESULT (%)	RESULT (mg/kg)	QUANTITATION LIMIT (mg/kg*)	ANALYST	ANALYSIS DATE/TIME	METHOD
Total Solids *	91.90	919000	100.0	JM	01/07/2016 15:00	SM-2540G
Moisture *	8.10		100.0	JM	01/07/2016 15:00	SM-2540G
Total Kjeldahl Nitrogen	5.55	55500	10.0	JM	01/08/2016 08:50	SM-4500-NH3C-TKN
Total Phosphorus	3.36	33600	100	KM	01/08/2016 11:19	SW 6010C
Total Potassium	0.25	2510	100	KM	01/08/2016 11:19	SW 6010C
Total Sulfur	1.36	13600	100	KM	01/08/2016 11:19	SW 6010C
Total Calcium	3.54	35400	100	KM	01/08/2016 11:19	SW 6010C
Total Magnesium	0.68	6810	100	KM	01/08/2016 11:19	SW 6010C
Total Sodium	0.18	1810	100	KM	01/08/2016 11:19	SW 6010C
Total Iron		8030	100	KM	01/08/2016 11:19	SW 6010C
Total Manganese		219	5	KM	01/08/2016 11:19	SW 6010C
Total Copper		560	5	KM	01/08/2016 11:19	SW 6010C
Total Zinc		725	5	KM	01/08/2016 11:19	SW 6010C
Ammonia Nitrogen	0.46	4640	10.0	JM	01/08/2016 08:50	SM-4500-NH3C
Organic N	5.09	50860	10.0		01/08/2016 08:50	CALCULATION
Nitrate+Nitrite-N		<2.00	2.00	JM	01/08/2016 08:50	SM-4500NO3F
Total Cadmium		<2.0	2.0	KM	01/08/2016 11:19	SW 6010C
Total Nickel		25	5	KM	01/08/2016 11:19	SW 6010C

All values are on a dry weight basis except as noted by asterisk. Detection limit on all N series is on a wet basis.

Our reports and letters are for the exclusive and confidential use of our clients, and may not be reproduced in whole or part, nor may any reference be made to the work, the results, or the company in any advertising, news release, or other public announcements without obtaining our prior written authorization.

Debbie Holt

# Reference for Section III. a(ii) and b(ii)

Page: 2 of 2

Report Number: 16-007-0208  
Account Number: 02537  
Submitted By: JUSTIN MANNING



7621 Whitepine Road, Richmond, VA 23237  
Main 804-743-9401 ° Fax 804-271-6446  
www.waypointanalytical.com

Send To: SYNAGRO FL (29-0750)  
MATTHEW BUSCH  
PO BOX 3227  
PINELLAS PARK , FL 33780

Project : PINELLAS COUNTY PELLETIZER

Lab Number : 66071  
Sample Id : PELLET

## REPORT OF ANALYSIS

Date Sampled: 1/4/2016 00:00:00  
Date Received: 01/07/2016 00:00  
Date Reported: 01/14/2016

PARAMETER	RESULT (%)	RESULT (mg/kg)	QUANTITATION LIMIT (mg/kg*)	ANALYST	ANALYSIS DATE/TIME	METHOD
Total Lead		15	5	KM	01/08/2016 11:19	SW 6010C
Total Arsenic		7.0	3.0	KM	01/08/2016 11:19	SW 6010C
Total Mercury		<0.4	0.4	KM	01/08/2016 09:00	SW-7471B
Total Selenium		5.0	5.0	KM	01/08/2016 11:19	SW 6010C
pH (Standard Units) *	7.21		2.00	JM	01/08/2016 08:50	SW-9045D
Calcium Carbonate Equivalent	7.10	71000	100	JM	01/08/2016 09:00	AOAC 955.01
Total Volatile Solids	69.94	699400	100.0	JM	01/07/2016 15:00	SM-2540G
Total Molybdenum		10	5	KM	01/08/2016 11:19	SW 6010C
Total Boron		65	3	KM	01/08/2016 11:19	SW 6010C
Specific Gravity (standard units) *		1.1980		JM	01/08/2016 10:25	ASTM D-1298-85

### Comments:

NELAP ACCREDITED: VA NELAC LAB. # 460014. PA NELAC LAB # 68-03109, FL NELAC LAB # E871087, NJ NELAC LAB # VA011. RESULTS REPORTED MEET ALL REQUIREMENTS OF THE CURRENT NELAC STANDARDS. SPECIFIC GRAVITY, SULFUR AND ORGANIC NITROGEN NOT FOR COMPLIANCE PURPOSES. CCE FOR COMPLIANCE IN VIRGINIA AND PENNSYLVANIA ONLY.

All values are on a dry weight basis except as noted by asterisk. Detection limit on all N series is on a wet basis.

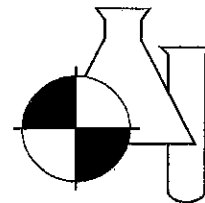
Our reports and letters are for the exclusive and confidential use of our clients, and may not be reproduced in whole or part, nor may any reference be made to the work, the results, or the company in any advertising, news release, or other public announcements without obtaining our prior written authorization.

A handwritten signature in black ink that reads "Debbie Holt".

Debbie Holt

# BENCHMARK

## EnviroAnalytical Inc.



NELAC Certification #E84167

### ANALYTICAL TEST REPORT

THESE RESULTS MEET NELAC STANDARDS

Submission Number : 16010053

Synagro  
 P.O. Box 3227  
 Pinellas Park, FL 33780

Project Name : PINELLAS COUNTY PELLETTIZER  
 Date Received : 01/05/2016  
 Time Received : 0830

Submission Number: 16010053	Sample Date: 01/05/2016
Sample Number: 001	Sample Time: 0750
Sample Description: Pellet	Sample Method: Grab

Parameter	Result	Units	MDL	Procedure	Analysis Date/Time	Analyst
PH	7.37 Q	UNITS		9045	01/05/2016 10:56	KP
TOTAL SOLIDS	92.1	% DRY WT	0.1	SM2540G	01/05/2016 10:31	EV
FECAL COLIFORM BY MPN	0.195 U	#/GRAM	0.195	SM9221E	01/05/2016 09:02	KD

All values reported in UG/KG or MG/KG are on a dry weight basis

*Dale D. Dixon*  
 Dale D. Dixon Laboratory Director

01/11/2016  
 Date

Tülay Tanrisever / QC Officer  
 Deborah A. Murphy / Project Manager

**DATA QUALIFIERS THAT MAY APPLY:**

- I = Reported value is between the laboratory MDL and the PQL.
- J2 = Estimated value. No control criteria exists for this component.
- J3 = Estimated value. Quality control criteria for precision or accuracy not met.
- J4 = Estimated value. Sample matrix interference suspected.
- L = Off-scale high. Value is known to be > the value reported.
- Q = Sample held beyond accepted hold time.
- U = Analyte analyzed but not detected at the value indicated.
- V = Analyte detected in sample and method blank.
- Z = Too many colonies were present (TNTC). The numeric value represents the filtration volume.

**NOTES:**

- PQL = 4xMDL.
- X = Value exceeds MCL.
- Z: SOUR calculations are based on Total Solids.
- J2: Per client request, analysis conducted without method blank.

For questions and comments regarding these results, please contact us at (941) 723-9986.

*Results relate only to the samples.*



Reference for Section III. a(ii) and b(ii)

**SYNAGRO**  
5900 74th Street North  
St. Petersburg, FL 33709

Phone (727) 546-2875  
Fax (727) 546-7432

CHAIN OF CUSTODY RECORD

MAILING ADDRESS:  
**SYNAGRO**  
P.O. Box 3227  
Pinellas Park, FL 33780

No **0302 10010053**

PROJECT #	PROJECT NAME	Pinellas County Pelletizer		LABORATORY: <u>Benchmark</u>			PARAMETERS																
SAMPLERS (Signature)	DATE	TIME	SAMPLE SIZE	COMP	GRAB	WATER	SOIL	SLUDGE	FIL-TERED	ACID-FIELD	ICED	CONTAINER TYPE	NO. OF CONTAINERS	% SOLIDS	% NITROGEN N	% PHOSPHORUS P	% SULFUR S	% CALCIUM Ca	% MAGNESIUM Mg	% SODIUM Na	ppm IRON Fe	SAMPLE LOCATION	
																							(Print)
<i>MAT Busch</i>	5/16/07	05:04		X	X							<u>XPL 1</u>											<u>Frua/Bin</u>

SAMPLE NUMBER	DATE	TIME	NO. OF CONTAINERS	ppm MANGANESE Mn	ppm COPPER Cu	ppm ZINC Zn	% AMMONIA NITROGEN	ppm NITRATE NITROGEN	ppm CADMIUM Cd	ppm CHROMIUM Cr	ppm NICKEL Ni	ppm LEAD Pb	ppm ARSENIC As	ppm MERCURY Hg	ppm SELENIUM Se	PH	% VOLATILE SOLIDS	% ORGANIC NITROGEN	ppm MOLYBDENUM Mo	SPECIFIC GRAVITY	% T.S.	BORON	POB.S	FECAL COLIFORM	SAMPLE LOCATION	REMARKS
<u>Pellet Grab</u>	<u>5/16/07</u>	<u>05:01</u>																							<u>Frua/Bin</u>	

Relinquished By: (Signature) <i>MAT Busch</i>	Date/Time <u>5/16/07 08:30</u>	Received By: (Signature) <i>S...</i>	Date/Time
(Print) <b>MAT BUSCH</b>		(Print) <b>Annak Jensen</b>	
Relinquished By: (Signature)	Date/Time	Received for Laboratory by: (Signature)	Date/Time
(Print)		(Print)	
Remarks <u>Temp. 4.1°</u>			

# Reference for Section III. a(ii) and b(ii)

Page: 1 of 2

Report Number: 16-035-0200  
Account Number: 02537  
Submitted By: JUSTIN MANNING



7621 Whitepine Road, Richmond, VA 23237  
Main 804-743-9401 ° Fax 804-271-6446  
www.waypointanalytical.com

Send To: SYNAGRO FL (29-0750)  
MATTHEW BUSCH  
PO BOX 3227  
PINELLAS PARK , FL 33780

Project : PINELLAS COUNTY PELLETERIZER

Lab Number : 66618  
Sample Id : PELLET

## REPORT OF ANALYSIS

Date Sampled: 2/3/2016 00:00:00  
Date Received: 02/04/2016 00:00  
Date Reported: 02/10/2016

PARAMETER	RESULT (%)	RESULT (mg/kg)	QUANTITATION LIMIT (mg/kg*)	ANALYST	ANALYSIS DATE/TIME	METHOD
Total Solids *	91.77	917700	100.0	JM	02/04/2016 16:00	SM-2540G
Moisture *	8.23		100.0	JM	02/04/2016 16:00	SM-2540G
Total Kjeldahl Nitrogen	5.60	56000	10.0	JM	02/08/2016 10:00	SM-4500-NH3C-TKN
Total Phosphorus	3.04	30400	100	KM	02/05/2016 11:37	SW 6010C
Total Potassium	0.36	3560	100	KM	02/05/2016 11:37	SW 6010C
Total Sulfur	1.29	12900	100	KM	02/05/2016 11:37	SW 6010C
Total Calcium	3.15	31500	100	KM	02/05/2016 11:37	SW 6010C
Total Magnesium	0.64	6350	100	KM	02/05/2016 11:37	SW 6010C
Total Sodium	0.17	1650	100	KM	02/05/2016 11:37	SW 6010C
Total Iron		6950	100	KM	02/05/2016 11:37	SW 6010C
Total Manganese		187	5	KM	02/05/2016 11:37	SW 6010C
Total Copper		466	5	KM	02/05/2016 11:37	SW 6010C
Total Zinc		617	5	KM	02/05/2016 11:37	SW 6010C
Ammonia Nitrogen	0.44	4380	10.0	JM	02/08/2016 10:00	SM-4500-NH3C
Organic N	5.16	51620	10.0		02/08/2016 10:00	CALCULATION
Nitrate+Nitrite-N		6.42	2.00	JM	02/05/2016 09:20	SM-4500NO3F
Total Cadmium		2.0	2.0	KM	02/05/2016 11:37	SW 6010C
Total Chromium		40	5	KM	02/05/2016 11:37	SW 6010C

All values are on a dry weight basis except as noted by asterisk. Detection limit on all N series is on a wet basis.

Our reports and letters are for the exclusive and confidential use of our clients, and may not be reproduced in whole or part, nor may any reference be made to the work, the results, or the company in any advertising, news release, or other public announcements without obtaining our prior written authorization.

A handwritten signature in black ink that reads "Debbie Holt".

Debbie Holt

# Reference for Section III. a(ii) and b(ii)

Page: 2 of 2

Report Number: 16-035-0200  
Account Number: 02537  
Submitted By: JUSTIN MANNING



7621 Whitepine Road, Richmond, VA 23237  
Main 804-743-9401 ° Fax 804-271-6446  
www.waypointanalytical.com

Send To: SYNAGRO FL (29-0750)  
MATTHEW BUSCH  
PO BOX 3227  
PINELLAS PARK , FL 33780

Project : PINELLAS COUNTY PELLETERIZER

Lab Number : 66618  
Sample Id : PELLET

## REPORT OF ANALYSIS

Date Sampled: 2/3/2016 00:00:00  
Date Received: 02/04/2016 00:00  
Date Reported: 02/10/2016

PARAMETER	RESULT (%)	RESULT (mg/kg)	QUANTITATION LIMIT (mg/kg*)	ANALYST	ANALYSIS DATE/TIME	METHOD
Total Nickel		20	5	KM	02/05/2016 11:37	SW 6010C
Total Lead		16	5	KM	02/05/2016 11:37	SW 6010C
Total Arsenic		8.0	3.0	KM	02/05/2016 11:37	SW 6010C
Total Mercury		0.6	0.4	KM	02/05/2016 09:00	SW-7471B
Total Selenium		6.0	5.0	KM	02/05/2016 11:37	SW 6010C
pH (Standard Units) *	7.10		2.00	JM	02/05/2016 09:20	SW-9045D
Calcium Carbonate Equivalent	4.78	47800	100	JM	02/08/2016 14:15	AOAC 955.01
Total Volatile Solids	71.38	713800	100.0	JM	02/04/2016 16:00	SM-2540G
Total Molybdenum		8	5	KM	02/05/2016 11:37	SW 6010C
Total Boron		63	3	KM	02/05/2016 11:37	SW 6010C
Specific Gravity (standard units) *		1.1730		JM	02/05/2016 13:20	ASTM D-1298-85

### Comments:

NELAP ACCREDITED: VA NELAC LAB. # 460014. PA NELAC LAB # 68-03109, FL NELAC LAB # E871087, NJ NELAC LAB # VA011. RESULTS REPORTED MEET ALL REQUIREMENTS OF THE CURRENT NELAC STANDARDS. SPECIFIC GRAVITY, SULFUR AND ORGANIC NITROGEN NOT FOR COMPLIANCE PURPOSES. CCE FOR COMPLIANCE IN VIRGINIA AND PENNSYLVANIA ONLY.  
QUALIFIER: THE LRB WAS OUT OF LIMITS FOR "Mn". THE MATRIX SPIKE WAS OUT OF LIMITS FOR "P". ALL OTHER QC DATA IS ACCEPTABLE.

All values are on a dry weight basis except as noted by asterisk. Detection limit on all N series is on a wet basis.

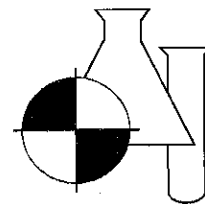
Our reports and letters are for the exclusive and confidential use of our clients, and may not be reproduced in whole or part, nor may any reference be made to the work, the results, or the company in any advertising, news release, or other public announcements without obtaining our prior written authorization.

A handwritten signature in black ink that reads "Debbie Holt".

Debbie Holt

# BENCHMARK

## EnviroAnalytical Inc.



NELAC Certification #E84167

### ANALYTICAL TEST REPORT

THESE RESULTS MEET NELAC STANDARDS

Submission Number : 16020002

Synagro  
P.O. Box 3227  
Pinellas Park, FL 33780

Project Name : PINELLAS COUNTY PELLETIZER  
Date Received : 02/01/2016  
Time Received : 1030

Submission Number:	16020002	Sample Date:	02/01/2016
Sample Number:	001	Sample Time:	0905
Sample Description:	Pellet	Sample Method:	Grab

Parameter	Result	Units	MDL	Procedure	Analysis Date/Time	Analyst
PH	6.95 Q	UNITS		9045	02/01/2016 13:49	KP
TOTAL SOLIDS	90.5	% DRY WT	0.1	SM2540G	02/04/2016 15:19	EV
FECAL COLIFORM BY MPN	0.199 U	#/GRAM	0.199	SM9221E	02/01/2016 11:28	KD

All values reported in UG/KG or MG/KG are on a dry weight basis

*Dale D. Dixon*  
Dale D. Dixon / Laboratory Director

02/08/2016

Date

Túlay Tanrisever / QC Officer

Deborah A. Murphy / Project Manager

**DATA QUALIFIERS THAT MAY APPLY:**

I = Reported value is between the laboratory MDL and the PQL.  
J2 = Estimated value. No control criteria exists for this component.  
J3 = Estimated value. Quality control criteria for precision or accuracy not met.  
J4 = Estimated value. Sample matrix interference suspected.  
L = Off-scale high. Value is known to be > the value reported.  
Q = Sample held beyond accepted hold time.  
U = Analyte analyzed but not detected at the value indicated.  
V = Analyte detected in sample and method blank.  
Z = Too many colonies were present (TNTC). The numeric value represents the filtration volume.

**NOTES:**

PQL = 4xMDL.  
X = Value exceeds MCL.  
2: SOUR calculations are based on Total Solids.  
J2: Per client request, analysis conducted without method blank.

There were exceedances in the LCS Spikes for both the EPA8260(2-Butanone) and EPA8270 (Benzo(a)pyrene and Bis(2-chloroisopropyl)ether) lists, however they are an acceptable number of failures based on the number of analytes reported per methods. The affected compounds were non-detect.

For questions and comments regarding these results, please contact us at (941) 723-9986.

Results relate only to the samples.

Reference for Section III. a(ii) and b(ii)

**SYNAGRO**  
5900 74th Street North  
St. Petersburg, FL 33709

Phone (727) 546-2875  
Fax (727) 546-7432

**CHAIN OF CUSTODY RECORD**  
No **0306**

16-035-0200  
02537  
02-04-2016  
12:14:46  
SYNAGRO FL (29-0750)  
PINELLAS COUNTY PELLETIZER

PROJECT # 29-0750	PROJECT NAME Pinellas County Pelletizer	LABORATORY: Weypoint																					
SAMPLERS (Signature) <i>Justh Manning</i>	(Print) <i>Justh Manning</i>																						
SAMPLE NUMBER	DATE	TIME	SAMPLE SIZE	COMP.	GRAB	WATER	SOIL	SLUDGE	FIL-FILTERED	ACIDI-FIED	ICED	CONTAINER TYPE	NO. OF CONTAINERS	% SOLIDS	% NITROGEN N	% PHOSPHORUS P	% POTASSIUM K	% SULFUR S	% CALCIUM Ca	% MAGNESIUM Mg	% SODIUM Na	ppm IRON Fe	SAMPLE LOCATION
<i>Pellet</i>	<i>2/3 to 2/3/16</i>	<i>24 hrs</i>	<i>8oz</i>	<input checked="" type="checkbox"/>				<input checked="" type="checkbox"/>			<input checked="" type="checkbox"/>	<i>PL 1</i>	<input checked="" type="checkbox"/>	<input checked="" type="checkbox"/>	<input checked="" type="checkbox"/>	<input checked="" type="checkbox"/>	<input checked="" type="checkbox"/>	<input checked="" type="checkbox"/>	<input checked="" type="checkbox"/>	<input checked="" type="checkbox"/>	<input checked="" type="checkbox"/>	<input checked="" type="checkbox"/>	

*Labels*

SAMPLE NUMBER	DATE	TIME	PARAMETERS																					SAMPLE LOCATION	REMARKS	
			NO. OF CONTAINERS	ppm MANGANESE Mn	ppm COPPER Cu	ppm ZINC Zn	% AMMONIA NITROGEN	ppm NITRATE NITROGEN	ppm CADMIUM Cd	ppm CHROMIUM Cr	ppm NICKEL Ni	ppm LEAD Pb	ppm ARSENIC As	ppm MERCURY Hg	ppm SELENIUM Se	PH	% VOLATILE SOLIDS	% ORGANIC NITROGEN	ppm MOLYBDENUM Mo	SPECIFIC GRAVITY	% T.T.S.	BORON	PCB'S			FECAL COLIFORM
<i>Pellet</i>	<i>2/3 to 2/3/16</i>	<i>24 hrs</i>	<input checked="" type="checkbox"/>	<input checked="" type="checkbox"/>	<input checked="" type="checkbox"/>	<input checked="" type="checkbox"/>	<input checked="" type="checkbox"/>	<input checked="" type="checkbox"/>	<input checked="" type="checkbox"/>	<input checked="" type="checkbox"/>	<input checked="" type="checkbox"/>	<input checked="" type="checkbox"/>	<input checked="" type="checkbox"/>	<input checked="" type="checkbox"/>	<input checked="" type="checkbox"/>	<input checked="" type="checkbox"/>	<input checked="" type="checkbox"/>	<input checked="" type="checkbox"/>	<input checked="" type="checkbox"/>	<input checked="" type="checkbox"/>	<input checked="" type="checkbox"/>	<input checked="" type="checkbox"/>	<input checked="" type="checkbox"/>	<input checked="" type="checkbox"/>	<i>Bucket Elevator</i>	

Inquired By: (Signature) <i>Justh Manning</i>	Date/Time <i>2/3/16 1430</i>	Received By: (Signature)
Inquired By: (Signature) <i>Feldg</i>	Date/Time <i>2/4/16 12:35</i>	Received for Laboratory by: (Signature) <i>[Signature]</i>
Remarks <i>Temp below 2</i>		

**Reference for Section III. a(ii) and b(ii)**

**SYNAGRO** Phone (727) 546-2875 Fax (727) 546-7432  
 5900 74th Street, North St. Petersburg, FL 33709

**MAILING ADDRESS:**  
**SYNAGRO**  
 P.O. Box 3227  
 Pinellas Park, FL 33780

**CHAIN OF CUSTODY RECORD**  
 No 0304 16020002

**PROJECT** # 29-0750  
**PROJECT NAME** Pinellas County Pelletizer (Print)  
**LABORATORY:** *Benchmark*  
**SAMPLERS (Signature)** *MATT BUSCH*

SAMPLE NUMBER	DATE	TIME	SAMPLE SIZE	NO. OF CONTAINERS			CONTAINER TYPE	PARAMETERS														SAMPLE LOCATION								
				WATER	SOIL	SLUDGE		% NITROGEN N	% PHOSPHORUS P	% POTASSIUM K	% SULFUR S	% CALCIUM Ca	% MAGNESIUM Mg	% SODIUM Na	ppm IRON Fe	% T.S.	BORON	PCBS	FECAL COLIFORM											
001	9/16	0905	6oz	X			X PL 1 X																							Final Bin

SAMPLE NUMBER	DATE	TIME	NO. OF CONTAINERS	PARAMETERS																												
				ppm MANGANESE Mn	ppm COPPER Cu	ppm ZINC Zn	% AMMONIA NITROGEN	ppm NITRATE NITROGEN	ppm CADMIUM Cd	ppm CHROMIUM Cr	ppm NICKEL Ni	ppm LEAD Pb	ppm ARSENIC As	ppm MERCURY Hg	ppm SELENIUM Se	pH	% VOLATILE SOLIDS	% ORGANIC NITROGEN	ppm MOLYBDENUM Mo	SPECIFIC GRAVITY	% T.S.	BORON	PCBS	FECAL COLIFORM	SAMPLE LOCATION	REMARKS						
002	9/16	0905	1																													X Final Bin

<i>MATT BUSCH</i> (Print)	<i>MATT BUSCH</i> (Print)	9/16	10:50	<i>[Signature]</i> (Print)	9/16	10:50	<i>[Signature]</i> (Print)
<i>MATT BUSCH</i> (Print)	<i>MATT BUSCH</i> (Print)			<i>Anna Jensen</i> (Print)			<i>Anna Jensen</i> (Print)
Relinquished By: (Signature)				Date/Time	Received for Laboratory by: (Signature)		
Relinquished By: (Signature)				Date/Time	Received for Laboratory by: (Signature)		
e 2				Date/Time	Remarks		
p 2					Temp 4.4°		

# Reference for Section III. a(ii) and b(ii)

Page: 1 of 2

Report Number: 16-063-0201

Account Number: 02537

Submitted By: MATT BUSCH

Send To: SYNAGRO FL (29-0750)  
MATTHEW BUSCH  
PO BOX 3227  
PINELLAS PARK , FL 33780



7621 Whitepine Road, Richmond, VA 23237  
Main 804-743-9401 ° Fax 804-271-6446  
www.waypointanalytical.com

Project : PINELLAS COUNTY PELLETERIZER

Lab Number : 55399

Sample Id : PELLET

## REPORT OF ANALYSIS

Date Sampled: 3/2/2016 00:00:00

Date Received: 03/03/2016 00:00

Date Reported: 03/10/2016

PARAMETER	RESULT (%)	RESULT (mg/kg)	QUANTITATION LIMIT (mg/kg*)	ANALYST	ANALYSIS DATE/TIME	METHOD
Total Solids *	92.83	928300	100.0	JM	03/03/2016 15:15	SM-2540G
Moisture *	7.17		100.0	JM	03/03/2016 15:15	SM-2540G
Total Kjeldahl Nitrogen	5.48	54800	10.0	JM	03/04/2016 09:40	SM-4500-NH3C-TKN
Total Phosphorus	2.94	29400	100	KM	03/04/2016 12:20	SW 6010C
Total Potassium	0.23	2250	100	KM	03/04/2016 12:20	SW 6010C
Total Sulfur	1.36	13600	100	KM	03/04/2016 12:20	SW 6010C
Total Calcium	3.12	31200	100	KM	03/04/2016 12:20	SW 6010C
Total Magnesium	0.50	4980	100	KM	03/04/2016 12:20	SW 6010C
Total Sodium	0.13	1250	100	KM	03/04/2016 12:20	SW 6010C
Total Iron		8290	100	KM	03/04/2016 12:20	SW 6010C
Total Manganese		177	5	KM	03/04/2016 12:20	SW 6010C
Total Copper		480	5	KM	03/04/2016 12:20	SW 6010C
Total Zinc		625	5	KM	03/04/2016 12:20	SW 6010C
Ammonia Nitrogen	0.46	4590	10.0	JM	03/04/2016 09:40	SM-4500-NH3C
Organic N	5.02	50210	10.0		03/04/2016 09:40	CALCULATION
Nitrate+Nitrite-N		3.50	2.00	JM	03/04/2016 09:40	SM-4500NO3F
Total Cadmium		2.0	2.0	KM	03/04/2016 12:20	SW 6010C
Total Chromium		48	5	KM	03/04/2016 12:20	SW 6010C

All values are on a dry weight basis except as noted by asterisk. Detection limit on all N series is on a wet basis.

Our reports and letters are for the exclusive and confidential use of our clients, and may not be reproduced in whole or part, nor may any reference be made to the work, the results, or the company in any advertising, news release, or other public announcements without obtaining our prior written authorization.

A handwritten signature in black ink that reads "Debbie Holt".

Debbie Holt

# Reference for Section III. a(ii) and b(ii)

Page: 2 of 2

Report Number: 16-063-0201

Account Number: 02537

Submitted By: MATT BUSCH

Send To: SYNAGRO FL (29-0750)  
MATTHEW BUSCH  
PO BOX 3227  
PINELLAS PARK, FL 33780



7621 Whitepine Road, Richmond, VA 23237  
Main 804-743-9401 ° Fax 804-271-6446  
www.waypointanalytical.com

Project : PINELLAS COUNTY PELLETERIZER

Lab Number : 55399

Sample Id : PELLET

## REPORT OF ANALYSIS

Date Sampled: 3/2/2016 00:00:00

Date Received: 03/03/2016 00:00

Date Reported: 03/10/2016

PARAMETER	RESULT (%)	RESULT (mg/kg)	QUANTITATION LIMIT (mg/kg*)	ANALYST	ANALYSIS DATE/TIME	METHOD
Total Nickel		23	5	KM	03/04/2016 12:20	SW 6010C
Total Lead		17	5	KM	03/04/2016 12:20	SW 6010C
Total Arsenic		9.0	3.0	KM	03/04/2016 12:20	SW 6010C
Total Mercury		0.6	0.4	KM	03/04/2016 09:00	SW-7471B
Total Selenium		5.0	5.0	KM	03/04/2016 12:20	SW 6010C
pH (Standard Units) *	7.04		2.00	JM	03/04/2016 09:40	SW-9045D
Calcium Carbonate Equivalent	6.00	60000	100	JM	03/07/2016 13:20	AOAC 955.01
Total Volatile Solids	71.19	711900	100.0	JM	03/03/2016 15:15	SM-2540G
Total Molybdenum		10	5	KM	03/04/2016 12:20	SW 6010C
Total Boron		60	3	KM	03/04/2016 12:20	SW 6010C
Specific Gravity (standard units) *		1.1680		JM	03/09/2016 08:15	ASTM D-1298-85

### Comments:

NELAP ACCREDITED: VA NELAC LAB. # 460014. PA NELAC LAB # 68-03109, FL NELAC LAB # E871087, NJ NELAC LAB # VA011. RESULTS REPORTED MEET ALL REQUIREMENTS OF THE CURRENT NELAC STANDARDS. SPECIFIC GRAVITY, SULFUR AND ORGANIC NITROGEN NOT FOR COMPLIANCE PURPOSES. CCE FOR COMPLIANCE IN VIRGINIA AND PENNSYLVANIA ONLY.

All values are on a dry weight basis except as noted by asterisk. Detection limit on all N series is on a wet basis.

Our reports and letters are for the exclusive and confidential use of our clients, and may not be reproduced in whole or part, nor may any reference be made to the work, the results, or the company in any advertising, news release, or other public announcements without obtaining our prior written authorization.

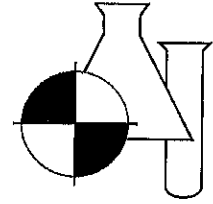
A handwritten signature in black ink that reads "Debbie Holt".

Debbie Holt



# BENCHMARK

*EnviroAnalytical Inc.*



NELAC Certification #E84167

## ANALYTICAL TEST REPORT

THESE RESULTS MEET NELAC STANDARDS

Submission Number : 16030001

Synagro  
P.O. Box 3227  
Pinellas Park, FL 33780

Project Name : PINELLAS COUNTY PELLETIZER  
Date Received : 03/01/2016  
Time Received : 0910

Submission Number:	16030001	Sample Date:	03/01/2016
Sample Number:	001	Sample Time:	0820
Sample Description:	Pellet	Sample Method:	Grab

Parameter	Result	Units	MDL	Procedure	Analysis Date/Time	Analyst
PH	7.06 Q	UNITS		9045	03/01/2016 15:35	KP
TOTAL SOLIDS	93.7	% DRY WT	0.1	SM2540G	03/03/2016 10:20	JG
FECAL COLIFORM BY MPN	0.192 U	#/GRAM	0.192	SM9221E	03/01/2016 10:35	KD

All values reported in UG/KG or MG/KG are on a dry weight basis

*Dale D. Dixon*  
Dale D. Dixon / Laboratory Director  
Tulay Tanrisever / QC Officer  
Deborah A. Murphy / Project Manager

03/08/2016

Date

**DATA QUALIFIERS THAT MAY APPLY:**

I = Reported value is between the laboratory MDL and the PQL.  
J2 = Estimated value. No control criteria exists for this component.  
J3 = Estimated value. Quality control criteria for precision or accuracy not met.  
J4 = Estimated value. Sample matrix interference suspected.  
L = Off-scale high. Value is known to be > the value reported.  
Q = Sample held beyond accepted hold time.  
U = Analyte analyzed but not detected at the value indicated.  
V = Analyte detected in sample and method blank.  
Z = Too many colonies were present (TNTC). The numeric value represents the filtration volume.

**NOTES:**

PQL = 4xMDL.  
X = Value exceeds MCL.  
2: SOUR calculations are based on Total Solids.  
J2: Per client request, analysis conducted without method blank.

For questions and comments regarding these results, please contact us at (941) 723-9986.

Results relate only to the samples.



33780

SYNAGRO FL (29-0750)  
 PINELLAS COUNTY PELLETTIZER

PROJECT # 29-0750	PROJECT NAME Pinellas County Pelletizer	LABORATORY: Waypoint
SAMPLERS (Signature) <i>[Signature]</i>	(Print) MATT BUSCH	CONTAINER TYPE
SAMPLE NUMBER	DATE 3/2/16	TIME 4:44
Pelet	3/2/16	Camp

SAMPLE LOCATION	% SOLIDS	% NITROGEN N	% PHOSPHORUS	% POTASSIUM K	% SULFUR S	% CALCIUM Ca	% MAGNESIUM M	% SODIUM Na	ppm IRON Fe	SAMPLE LOCATION
Final Elevator	X	X	X	X	X	X	X	X	X	Final Elevator

55359

SAMPLE NUMBER	DATE	TIME	PARAMETERS												REMARKS												
			NO. OF CONTAINERS	ppm MANGANESE Mn	ppm COPPER Cu	ppm ZINC Zn	% AMMONIA NITROGEN	ppm NITRATE NITROGEN	ppm CADMIUM Cd	ppm CHROMIUM Cr	ppm NICKEL Ni	ppm LEAD Pb	ppm ARSENIC As	ppm MERCURY Hg		ppm SELENIUM Se	PH	% VOLATILE SOLIDS	% ORGANIC NITROGEN	ppm MOLYBDENUM Mo	SPECIFIC GRAVITY	% T.S.	BORON	PCBS	FECAL COLIFORM		
Pellet	3/2/16	4:44	1	X	X	X	X	X	X	X	X	X	X	X	X	X	X	X	X	X	X	X	X	X	X	Final Elevator	

Relinquished By: (Signature) <i>[Signature]</i> (Print)	Date/Time 3/2/16 1320	Received by: (Signature) <i>[Signature]</i> (Print)
MATT BUSCH		
Relinquished By: (Signature) Fecker	Date/Time 3/2/16 10:00	Received for Laboratory by: (Signature) <i>[Signature]</i> (Print)
(Print)		

Remarks \_\_\_\_\_  
 Date/Time \_\_\_\_\_

**SYNAGRO**  
 5900 74th Street North  
 St. Petersburg, FL 33709

Phone (727) 546-2875  
 Fax (727) 546-7432

MAILING ADDRESS:  
**SYNAGRO**  
 P.O. Box 3227  
 Pinellas Park, FL 33780

**CHAIN OF CUSTODY RECORD**  
 No 0307 16030001

PROJECT # 29-0750	PROJECT NAME Pinellas County Pelletizer	LABORATORY: Benchmark	PARAMETERS	
SAMPLERS (Signature)		NO. OF CONTAINERS		
SAMPLE NUMBER	DATE	TIME	SAMPLE SIZE	COMF
Pellet Grab	3/1/16	0820	6oz	X
			GRAB	X
			WATER	
			SOIL	X
			SLUDGE	
			FIL-TERED	
			ACID-FIED	
			JOED	XPL 1 X
		CONTAINER TYPE		
		NO. OF CONTAINERS		
		% SOLIDS		
		% NITROGEN N		
		% PHOSPHORUS P		
		% POTASSIUM K		
		% SULFUR S		
		% CALCIUM Ca		
		% MAGNESIUM Mg		
		% SODIUM Na		
		ppm IRON Fe		
		SAMPLE LOCATION		Final Bin

SAMPLE NUMBER	DATE	TIME	NO. OF CONTAINERS		REMARKS
			SAMPLE LOCATION		
Pellet Grab	3/1/16	0820	1		

Relinquished By: (Signature) <i>[Signature]</i> (Print) MATT BUSCH	Date/Time 3/1/16 0910	Received by: (Signature) <i>[Signature]</i> (Print) Annak Jensen	Date/Time	Remarks
Relinquished By: (Signature) Matt Busch	Date/Time	Received for Laboratory by: (Signature)	Date/Time	Remarks Temp. 3.1°C
Page 2 of 2				

# Reference for Section III. a(ii) and b(ii)

Page:

Report Number: 16-099-0200  
Account Number: 02537  
Submitted By: JUSTIN MANNING



7621 Whitepine Road, Richmond, VA 23237  
Main 804-743-9401 ° Fax 804-271-6446  
www.waypointanalytical.com

Send To: SYNAGRO FL (29-0750)  
MATTHEW BUSCH  
PO BOX 3227  
PINELLAS PARK , FL 33780

Project : PINELLAS COUNTY PELLETIZER

Lab Number : 56646  
Sample Id : PELLET

## REPORT OF ANALYSIS

Date Sampled: 4/7/2016 00:00:00  
Date Received: 04/08/2016 00:00  
Date Reported: 04/13/2016

PARAMETER	RESULT (%)	RESULT (mg/kg)	QUANTITATION LIMIT (mg/kg*)	ANALYST	ANALYSIS DATE/TIME	METHOD
Total Solids *	92.43	924300	100.0	JM	04/08/2016 14:19	SM-2540G
Moisture *	7.57		100.0	JM	04/08/2016 14:19	SM-2540G
Total Kjeldahl Nitrogen	5.70	57000	10.0	JM	04/11/2016 09:15	SM-4500-NH3C-TKN
Total Phosphorus	3.06	30600	100	KM	04/11/2016 11:41	SW 6010C
Total Potassium	0.23	2260	100	KM	04/11/2016 11:41	SW 6010C
Total Sulfur	1.41	14100	100	KM	04/11/2016 11:41	SW 6010C
Total Calcium	3.21	32100	100	KM	04/11/2016 11:41	SW 6010C
Total Magnesium	0.56	5590	100	KM	04/11/2016 11:41	SW 6010C
Total Sodium	0.14	1400	100	KM	04/11/2016 11:41	SW 6010C
Total Iron		8330	100	KM	04/11/2016 11:41	SW 6010C
Total Manganese		163	5	KM	04/11/2016 11:41	SW 6010C
Total Copper		511	5	KM	04/11/2016 11:41	SW 6010C
Total Zinc		685	5	KM	04/11/2016 11:41	SW 6010C
Ammonia Nitrogen	0.46	4570	10.0	JM	04/11/2016 09:15	SM-4500-NH3C
Organic N	5.24	52430	10.0		04/11/2016 09:15	CALCULATION
Nitrate+Nitrite-N		2.70	2.00	JM	04/11/2016 09:15	SM-4500NO3F
Total Cadmium		2.0	2.0	KM	04/11/2016 11:41	SW 6010C
Total Nickel		26	5	KM	04/11/2016 11:41	SW 6010C

All values are on a dry weight basis except as noted by asterisk. Detection limit on all N series is on a wet basis.

Our reports and letters are for the exclusive and confidential use of our clients, and may not be reproduced in whole or part, nor may any reference be made to the work, the results, or the company in any advertising, news release, or other public announcements without obtaining our prior written authorization.

Debbie Holt

# Reference for Section III. a(ii) and b(ii)

Page: 2 of 2

Report Number: 16-099-0200  
Account Number: 02537  
Submitted By: JUSTIN MANNING



7621 Whitepine Road, Richmond, VA 23237  
Main 804-743-9401 ° Fax 804-271-6446  
www.waypointanalytical.com

Send To: SYNAGRO FL (29-0750)  
MATTHEW BUSCH  
PO BOX 3227  
PINELLAS PARK , FL 33780

Project : PINELLAS COUNTY PELLETIZER

Lab Number : 56646  
Sample Id : PELLET

## REPORT OF ANALYSIS

Date Sampled: 4/7/2016 00:00:00  
Date Received: 04/08/2016 00:00  
Date Reported: 04/13/2016

PARAMETER	RESULT (%)	RESULT (mg/kg)	QUANTITATION LIMIT (mg/kg*)	ANALYST	ANALYSIS DATE/TIME	METHOD
Total Lead		18	5	KM	04/11/2016 11:41	SW 6010C
Total Arsenic		7.0	3.0	KM	04/11/2016 11:41	SW 6010C
Total Mercury		<0.4	0.4	KM	04/12/2016 09:00	SW-7471B
Total Selenium		<5.0	5.0	KM	04/11/2016 11:41	SW 6010C
pH (Standard Units) *	7.16		2.00	JM	04/11/2016 09:15	SW-9045D
Calcium Carbonate Equivalent	6.10	61000	100	JM	04/12/2016 10:30	AOAC 955.01
Total Volatile Solids	71.82	718200	100.0	JM	04/08/2016 14:19	SM-2540G
Total Molybdenum		10	5	KM	04/11/2016 11:41	SW 6010C
Total Boron		59	3	KM	04/11/2016 11:41	SW 6010C
Specific Gravity (standard units) *		1.2260		JM	04/12/2016 13:34	ASTM D-1298-85

### Comments:

NELAP ACCREDITED: VA NELAC LAB. # 460014. PA NELAC LAB # 68-03109, FL NELAC LAB # E871087, NJ NELAC LAB # VA011. RESULTS REPORTED MEET ALL REQUIREMENTS OF THE CURRENT NELAC STANDARDS. SPECIFIC GRAVITY, SULFUR AND ORGANIC NITROGEN NOT FOR COMPLIANCE PURPOSES. CCE FOR COMPLIANCE IN VIRGINIA AND PENNSYLVANIA ONLY.

All values are on a dry weight basis except as noted by asterisk. Detection limit on all N series is on a wet basis.

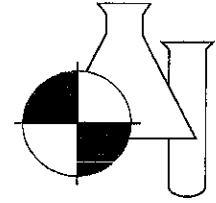
Our reports and letters are for the exclusive and confidential use of our clients, and may not be reproduced in whole or part, nor may any reference be made to the work, the results, or the company in any advertising, news release, or other public announcements without obtaining our prior written authorization.

A handwritten signature in black ink that reads "Debbie Holt".

Debbie Holt

# BENCHMARK

## EnviroAnalytical Inc.



NELAC Certification #E84167

### ANALYTICAL TEST REPORT

THESE RESULTS MEET NELAC STANDARDS

Submission Number : 16040080

Synagro  
P.O. Box 3227  
Pinellas Park, FL 33780

Project Name : PINELLAS COUNTY PELLETIZER  
Date Received : 04/04/2016  
Time Received : 1317

Submission Number: 16040080	Sample Date: 04/04/2016
Sample Number: 001	Sample Time: 1204
Sample Description: Pellet	Sample Method: Grab

Parameter	Result	Units	MDL	Procedure	Analysis Date/Time	Analyst
PH	6.96 Q	UNITS		9045	04/04/2016 14:49	KP
TOTAL SOLIDS	93.3	% DRY WT	0.1	SM2540G	04/05/2016 10:30	KP
FECAL COLIFORM BY MPN	0.193 U	#/GRAM	0.193	SM9221E	04/04/2016 15:22	KD

All values reported in UG/KG or MG/KG are on a dry weight basis

*Tulay Tanrisever*  
Dale D. Dixon / Laboratory Director

04/08/2016

Date

Tulay Tanrisever / QC Officer

Deborah A. Murphy / Project Manager

**DATA QUALIFIERS THAT MAY APPLY:**

- I = Reported value is between the laboratory MDL and the PQL.
- J2 = Estimated value. No control criteria exists for this component.
- J3 = Estimated value. Quality control criteria for precision or accuracy not met.
- J4 = Estimated value. Sample matrix interference suspected.
- L = Off-scale high. Value is known to be > the value reported.
- Q = Sample held beyond accepted hold time.
- U = Analyte analyzed but not detected at the value indicated.
- V = Analyte detected in sample and method blank.
- Z = Too many colonies were present (TNTC). The numeric value represents the filtration volume.

**NOTES:**

- PQL = 4xMDL.
- X = Value exceeds MCL.
- 2: SOUR calculations are based on Total Solids.
- J2: Per client request, analysis conducted without method blank.

For questions and comments regarding these results, please contact us at (941) 723-9986.

Results relate only to the samples.







# Reference for Section III. a(ii) and b(ii)

Page: 1 of 2

Report Number: 16-126-0211  
 Account Number: 02537  
 Submitted By: JUSTIN MANNING



7621 Whitepine Road, Richmond, VA 23237  
 Main 804-743-9401 • Fax 804-271-6446  
 www.waypointanalytical.com

Send To: SYNAGRO FL (29-0750)  
 MATTHEW BUSCH  
 PO BOX 3227  
 PINELLAS PARK , FL 33780

Project : PINELLAS COUNTY PELLETIZER

## REPORT OF ANALYSIS

Lab Number : 57109  
 Sample Id : PELLET

Date Sampled: 5/4/2016 00:00:00  
 Date Received: 05/05/2016 00:00  
 Date Reported: 05/10/2016

PARAMETER	RESULT (%)	RESULT (mg/kg)	QUANTITATION LIMIT (mg/kg*)	ANALYST	ANALYSIS DATE/TIME	METHOD
Total Solids *	93.09	930900	100.0	JM	05/05/2016 14:10	SM-2540G
Moisture *	6.91		100.0	JM	05/05/2016 14:10	SM-2540G
Total Kjeldahl Nitrogen	5.53	55300	10.0	JM	05/09/2016 09:29	SM-4500-NH3C-TKN
Total Phosphorus	2.92	29200	100	KM	05/09/2016 08:17	SW 6010C
Total Potassium	0.21	2110	100	KM	05/09/2016 08:17	SW 6010C
Total Sulfur	1.27	12700	100	KM	05/09/2016 08:17	SW 6010C
Total Calcium	3.24	32400	100	KM	05/09/2016 08:17	SW 6010C
Total Magnesium	0.58	5800	100	KM	05/09/2016 08:17	SW 6010C
Total Sodium	0.16	1570	100	KM	05/09/2016 08:17	SW 6010C
Total Iron		7880	100	KM	05/09/2016 08:17	SW 6010C
Total Manganese		171	5	KM	05/09/2016 08:17	SW 6010C
Total Copper		497	5	KM	05/09/2016 08:17	SW 6010C
Total Zinc		645	5	KM	05/09/2016 08:17	SW 6010C
Ammonia Nitrogen	0.50	4950	10.0	JM	05/06/2016 09:40	SM-4500-NH3C
Organic N	5.03	50350	10.0		05/06/2016 09:40	CALCULATION
Nitrate+Nitrite-N		3.94	2.00	JM	05/06/2016 09:40	SM-4500NO3F
Total Cadmium		<2.0	2.0	KM	05/09/2016 08:17	SW 6010C
Total Nickel		23	5	KM	05/09/2016 08:17	SW 6010C

All values are on a dry weight basis except as noted by asterisk. Detection limit on all N series is on a wet basis.

Our reports and letters are for the exclusive and confidential use of our clients, and may not be reproduced in whole or part, nor may any reference be made to the work, the results, or the company in any advertising, news release, or other public announcements without obtaining our prior written authorization.

Debbie Holt

# Reference for Section III. a(ii) and b(ii)

Page: 2 of 2

Report Number: 16-126-0211  
Account Number: 02537  
Submitted By: JUSTIN MANNING



7621 Whitepine Road, Richmond, VA 23237  
Main 804-743-9401 ° Fax 804-271-6446  
www.waypointanalytical.com

Send To: SYNAGRO FL (29-0750)  
MATTHEW BUSCH  
PO BOX 3227  
PINELLAS PARK , FL 33780

Project : PINELLAS COUNTY PELLETIZER

## REPORT OF ANALYSIS

Lab Number : 57109  
Sample Id : PELLET

Date Sampled: 5/4/2016 00:00:00  
Date Received: 05/05/2016 00:00  
Date Reported: 05/10/2016

PARAMETER	RESULT (%)	RESULT (mg/kg)	QUANTITATION LIMIT (mg/kg*)	ANALYST	ANALYSIS DATE/TIME	METHOD
Total Lead		16	5	KM	05/09/2016 08:17	SW 6010C
Total Arsenic		7.0	3.0	KM	05/09/2016 08:17	SW 6010C
Total Mercury		0.5	0.4	KM	05/06/2016 09:00	SW-7471B
Total Selenium		5.0	5.0	KM	05/09/2016 08:17	SW 6010C
pH (Standard Units) *	7.27		2.00	JM	05/06/2016 09:40	SW-9045D
Calcium Carbonate Equivalent	8.54	85400	100	JM	05/07/2016 10:25	AOAC 955.01
Total Volatile Solids	69.81	698100	100.0	JM	05/05/2016 14:10	SM-2540G
Total Molybdenum		10	5	KM	05/09/2016 08:17	SW 6010C
Total Boron		67	3	KM	05/09/2016 08:17	SW 6010C
Specific Gravity (standard units) *		1.2720		JM	05/06/2016 10:00	ASTM D-1298-85

### Comments:

NELAP ACCREDITED: VA NELAC LAB. # 460014. PA NELAC LAB # 68-03109, FL NELAC LAB # E871087, NJ NELAC LAB # VA011. RESULTS REPORTED MEET ALL REQUIREMENTS OF THE CURRENT NELAC STANDARDS. SPECIFIC GRAVITY, SULFUR AND ORGANIC NITROGEN NOT FOR COMPLIANCE PURPOSES. CCE FOR COMPLIANCE IN VIRGINIA AND PENNSYLVANIA ONLY.  
QUALIFIER: THE MATRIX SPIKE IS OUT OF LIMITS FOR "Se". ALL OTHER QC DATA IS ACCEPTABLE.

All values are on a dry weight basis except as noted by asterisk. Detection limit on all N series is on a wet basis.

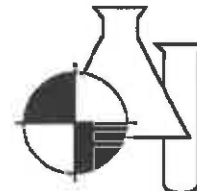
Our reports and letters are for the exclusive and confidential use of our clients, and may not be reproduced in whole or part, nor may any reference be made to the work, the results, or the company in any advertising, news release, or other public announcements without obtaining our prior written authorization.

A handwritten signature in black ink, appearing to read "Debbie Holt".

Debbie Holt

# BENCHMARK

*EnviroAnalytical Inc.*



NELAC Certification #E84167

## ANALYTICAL TEST REPORT

THESE RESULTS MEET NELAC STANDARDS

Submission Number : 16050038

Synagro  
P.O. Box 3227  
Pinellas Park, FL 33780

Project Name : PINELLAS COUNTY PELLETIZER  
Date Received : 05/03/2016  
Time Received : 0933

Submission Number:	16050038	Sample Date:	05/03/2016
Sample Number:	001	Sample Time:	0830
Sample Description:	Bucket Elevator	Sample Method:	Grab

Parameter	Result	Units	MDL	Procedure	Analysis Date/Time	Analyst
PH	6.93 Q	UNITS		9045	05/03/2016 10:17	SW
TOTAL SOLIDS	91.8	%	0.1	SM2540B	05/06/2016 10:28	BLB
FECAL COLIFORM BY MPN	0.196 U	#GRAM	0.196	SM9221E	05/03/2016 09:45	KD

All values reported in UG/KG or MG/KG are on a dry weight basis

*Tulay Tannisever*  
Dale D. Dixon / Laboratory Director  
Tulay Tannisever / QC Officer  
Deborah A. Murphy / Project Manager

05/10/2016

Date

**DATA QUALIFIERS THAT MAY APPLY:**

I = Reported value is between the laboratory MDL and the PQL.  
J2 = Estimated value. No control criteria exists for this component.  
J3 = Estimated value. Quality control criteria for precision or accuracy not met.  
J4 = Estimated value. Sample matrix interference suspected.  
L = Off-scale high. Value is known to be > the value reported.  
Q = Sample held beyond accepted hold time.  
U = Analyte analyzed but not detected at the value indicated.  
V = Analyte detected in sample and method blank.  
Z = Too many colonies were present (TNTC). The numeric value represents the filtration volume.

**NOTES:**

PQL = 4xMDL  
X = Value exceeds MCL.  
2: SOUR calculations are based on Total Solids.  
J2: Per client request, analysis conducted without method blank.

C1 = Results maybe bias low. Associated calibration verification standard did not meet the minimum control limit.  
C2 = The associated laboratory control sample exhibited low bias; the report result should be considered to be a minimum estimate.  
C3 = The associated laboratory control sample exhibited high bias; since the result is ND, the impact on data quality is minimal.  
C4 = The associated continuing calibration verification standard exhibited high bias; since the result is ND, there is no impact.  
C5 = The spike recovery was outside acceptance limits for the MS and /or MSD. The batch was accepted based on acceptable LCS recovery.  
C12 = The Reporting Limit for this analyte has been raised to account for matrix interference.

For questions and comments regarding these results, please contact us at (941) 723-9986.

Results relate only to the samples.

# Reference for Section III. a(ii) and b(ii)

**SYNAGRO**  
5900 74th Street North  
St. Petersburg, FL 33709

Phone (727) 546-2875  
Fax (727) 546-7432

MAILING ADDRESS:  
**SYNAGRO**  
P.O. Box 3227  
Pinellas Park, FL 33780

PROJECT # 29-0750		PROJECT NAME Pinellas County Pelletizer		LABORATORY: Benchmark I							
SAMPLERS (Signature) <i>[Signature]</i>		(Print) William Reyes		CONTAINER TYPE P L 1							
SAMPLE NUMBER	DATE	TIME	SAMPLE SIZE	COMF	GRAB	WATER	SOIL	SLUDGE	FIL-TERED	ACID-FIELD	ICED
Pellet 5	5-31-16	0830 AM	100mL	✓	✓	✓					
PARAMETERS											

SAMPLE NUMBER	DATE	TIME	NO. OF CONTAINERS	PARAMETERS												REMARKS														
				ppm MANGANESE MN	ppm COPPER CU	ppm ZINC ZN	% AMMONIA NITROGEN	ppm NITRATE NITROGEN	ppm CADMIUM CD	ppm CHROMIUM CR	ppm NICKEL NI	ppm LEAD PB	ppm ARSENIC AS	ppm MERCURY HG	ppm SELENIUM SE		PH	% VOLATILE SOLIDS	% ORGANIC NITROGEN	ppm MOLYBDENUM MO	SPECIFIC GRAVITY	% T.S.	BORON	PCBS	FECAL COLIFORM					
Pellet 5	5-31-16	0830 AM	1																											Bucket Elevator

Relinquished By: (Signature) <i>[Signature]</i> (Print) MATT BOWEN	Date/Time 5/31/16 0933	Received by: (Signature) <i>[Signature]</i> (Print) Nathan Hadsee II	Date/Time	Remarks
Relinquished By: (Signature) <i>[Signature]</i> (Print) MATT BOWEN	Date/Time	Received for Laboratory by: (Signature)	Date/Time	Remarks
(Print) 2		(Print)		

16050038

Reference for Section III. a(ii) and b(ii)

**SYNAGRO**  
 5900 74th Street North  
 St. Petersburg, FL 33709

Phone (727) 546-2875  
 Fax (727) 546-7432

PROJECT # 29-0750

PROJECT NAME Pinellas County Pelletizer

LABORATORY: Waypoint

No 031

16-126-0211  
 02537  
 06-06-2016  
 12:11:14  
 SYNAGRO FL (29-0750)  
 PINELLAS COUNTY PELLETIZER

PROJECT #	PROJECT NAME	LABORATORY	CONTAINER TYPE	NO OF CONTAINERS	% SOLIDS	% NITROGEN N	% PHOSPHORUS P	% POTASSIUM K	% SULFUR S	% CALCIUM CA	% MAGNESIUM Mg	% SODIUM Na	ppm IRON Fe	SAMPLE LOCATION
29-0750	Pinellas County Pelletizer	Waypoint	PL 1	1	X	X	X	X	X	X	X	X	X	
SAMPLERS (Signature) Justin Manning														
SAMPLE NUMBER	DATE	TIME	SAMPLE SIZE	COMP	GRAB	WATER	SOIL	SLUDGE	FILED	ACIDIFIED	ICED			
Pellet	5/15/16	24 hrs	8oz	✓				✓			✓			

57109

SAMPLE NUMBER	DATE	TIME	NO OF CONTAINERS	PARAMETERS														REMARKS								
				ppm MANGANESE Mn	ppm COPPER Cu	ppm ZINC Zn	% AMMONIA NITROGEN	ppm NITRATE NITROGEN	ppm CADMIUM Cd	ppm CHROMIUM Cr	ppm NICKEL Ni	ppm LEAD Pb	ppm ARSENIC As	ppm MERCURY Hg	ppm SELENIUM Se	PH	% VOLATILE SOLIDS		% ORGANIC NITROGEN	ppm MOLYBDENUM Mo	SPECIFIC GRAVITY	% TTS	BORON	PCBS	FECAL COLIFORM	
Pellet	5/15/16	24 hrs	1	X	X	X	X	X	X	X	X	X	X	X	X	X	X	X	X	X	X	X	X	X	X	Bucket Elevator

Relinquished By: (Signature) Justin Manning	Date/Time 5/14/16 12:47 pm	Received by: (Signature)	Date/Time	Remarks
Relinquished By: (Signature) Justin Manning	Date/Time 5/15/16	Received for Laboratory by: (Signature)	Date/Time	Temp below 6°C

# Reference for Section III. a(ii) and b(ii)

Page: 1 of 2

Report Number: 16-155-0204

Account Number: 02537

Submitted By: William Reyes



7621 Whitepine Road, Richmond, VA 23237  
Main 804-743-9401 ° Fax 804-271-6446  
www.waypointanalytical.com

Send To: SYNAGRO FL (29-0750)  
MATTHEW BUSCH  
PO BOX 3227  
PINELLAS PARK , FL 33780

Project : Pinellas County Pelletizer

Lab Number : 57598

Sample Id : Pellet

## REPORT OF ANALYSIS

Date Sampled: 6/2/2016 00:00:00

Date Received: 06/03/2016 00:00

Date Reported: 06/09/2016

PARAMETER	RESULT (%)	RESULT (mg/kg)	QUANTITATION LIMIT (mg/kg*)	ANALYST	ANALYSIS DATE/TIME	METHOD
Total Solids *	93.00	930000	100.0	SB	06/07/2016 09:00	SM-2540G
Moisture *	7.00		100.0	SB	06/07/2016 09:00	SM-2540G
Total Kjeldahl Nitrogen	5.19	51900	10.0	SB	06/07/2016 08:39	SM-4500-NH3C-TKN
Total Phosphorus	3.16	31600	100	km	06/06/2016 13:54	SW 6010C
Total Potassium	0.24	2350	100	km	06/06/2016 13:54	SW 6010C
Total Sulfur	1.33	13300	100	km	06/06/2016 13:54	SW 6010C
Total Calcium	3.15	31500	100	km	06/06/2016 13:54	SW 6010C
Total Magnesium	0.60	6020	100	km	06/06/2016 13:54	SW 6010C
Total Sodium	0.15	1500	100	km	06/06/2016 13:54	SW 6010C
Total Iron		9100	100	km	06/06/2016 13:54	SW 6010C
Total Manganese		195	5	km	06/06/2016 13:54	SW 6010C
Total Copper		527	5	km	06/06/2016 13:54	SW 6010C
Total Zinc		664	5	km	06/06/2016 13:54	SW 6010C
Ammonia Nitrogen	0.46	4590	10.0	SB	06/07/2016 08:24	SM-4500-NH3C
Organic N	4.73	47310	10.0		06/07/2016 08:24	CALCULATION
Nitrate+Nitrite-N		14.1	2.00	SB	06/07/2016 08:40	SM-4500NO3F
Total Cadmium		2.0	2.0	km	06/06/2016 13:54	SW 6010C
Total Nickel		24	5	km	06/06/2016 13:54	SW 6010C

All values are on a dry weight basis except as noted by asterisk. Detection limit on all N series is on a wet basis.

Our reports and letters are for the exclusive and confidential use of our clients, and may not be reproduced in whole or part, nor may any reference be made to the work, the results, or the company in any advertising, news release, or other public announcements without obtaining our prior written authorization.

Debbie Holt

# Reference for Section III. a(ii) and b(ii)

Page: 2 of 2

Report Number: 16-155-0204

Account Number: 02537

Submitted By: William Reyes

Send To: SYNAGRO FL (29-0750)  
MATTHEW BUSCH  
PO BOX 3227  
PINELLAS PARK , FL 33780



7621 Whitepine Road, Richmond, VA 23237  
Main 804-743-9401 ° Fax 804-271-6446  
www.waypointanalytical.com

Project : Pinellas County Pelletizer

Lab Number : 57598

Sample Id : Pellet

## REPORT OF ANALYSIS

Date Sampled: 6/2/2016 00:00:00

Date Received: 06/03/2016 00:00

Date Reported: 06/09/2016

PARAMETER	RESULT (%)	RESULT (mg/kg)	QUANTITATION LIMIT (mg/kg*)	ANALYST	ANALYSIS DATE/TIME	METHOD
Total Lead		18	5	km	06/06/2016 13:54	SW 6010C
Total Arsenic		8.0	3.0	km	06/06/2016 13:54	SW 6010C
Total Mercury		0.6	0.4	KM	06/06/2016 09:00	SW-7471B
Total Selenium		5.0	5.0	km	06/06/2016 13:54	SW 6010C
pH (Standard Units) *	7.25		2.00	SB	06/07/2016 08:39	SW-9045D
Calcium Carbonate Equivalent	11.10	111000	100	RD	06/06/2016 12:20	AOAC 955.01
Total Volatile Solids	68.88	688800	100.0	SB	06/07/2016 09:00	SM-2540G
Total Molybdenum		10	5	km	06/06/2016 13:54	SW 6010C
Total Boron		55	3	km	06/06/2016 13:54	SW 6010C
Specific Gravity (standard units) *		1.3430		SB	06/08/2016 11:19	ASTM D-1298-85

### Comments:

NELAP ACCREDITED: VA NELAC LAB. # 460014. PA NELAC LAB # 68-03109, FL NELAC LAB # E871087, NJ NELAC LAB # VA011. RESULTS REPORTED MEET ALL REQUIREMENTS OF THE CURRENT NELAC STANDARDS. SPECIFIC GRAVITY, SULFUR AND ORGANIC NITROGEN NOT FOR COMPLIANCE PURPOSES. CCE FOR COMPLIANCE IN VIRGINIA AND PENNSYLVANIA ONLY. QUALIFIER: THE LRB WAS OUT OF LIMITS FOR "Ni". THE MATRIX SPIKE WAS OUT OF LIMITS FOR "TKN". ALL OTHER QC DATA IS ACCEPTABLE.

All values are on a dry weight basis except as noted by asterisk. Detection limit on all N series is on a wet basis.

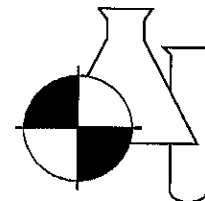
Our reports and letters are for the exclusive and confidential use of our clients, and may not be reproduced in whole or part, nor may any reference be made to the work, the results, or the company in any advertising, news release, or other public announcements without obtaining our prior written authorization.

A handwritten signature in black ink that reads "Debbie Holt".

Debbie Holt

# BENCHMARK

*EnviroAnalytical Inc.*



NELAC Certification #E84167

## ANALYTICAL TEST REPORT

THESE RESULTS MEET NELAC STANDARDS

Submission Number : 16060001

Synagro  
P.O. Box 3227  
Pinellas Park, FL 33780

Project Name : PINELLAS COUNTY PELLETIZER  
Date Received : 06/01/2016  
Time Received : 0852

Submission Number:	16060001	Sample Date:	06/01/2016
Sample Number:	001	Sample Time:	0800
Sample Description:	Pellets	Sample Method:	Grab

Parameter	Result	Units	MDL	Procedure	Analysis Date/Time	Analyst
PH	6.97 Q	UNITS		9045	06/01/2016 15:04	SW
TOTAL SOLIDS	92.5	% DRY WT	0.1	SM2540G	06/02/2016 09:20	BLB
FECAL COLIFORM BY MPN	0.195 U	#/GRAM	0.195	SM9221E	06/01/2016 09:11	KD

All values reported in UG/KG or MG/KG are on a dry weight basis

*Tülay Tanrısever*  
Dale D. Dixon / Laboratory Director

06/06/2016

Date

Tülay Tanrısever / QC Officer

Deborah A. Murphy / Project Manager

**DATA QUALIFIERS THAT MAY APPLY:**

I = Reported value is between the laboratory MDL and the PQL.  
J2 = Estimated value. No control criteria exists for this component.  
J3 = Estimated value. Quality control criteria for precision or accuracy not met.  
J4 = Estimated value. Sample matrix interference suspected.  
L = Off-scale high. Value is known to be > the value reported.  
Q = Sample held beyond accepted hold time.  
U = Analyte analyzed but not detected at the value indicated.  
V = Analyte detected in sample and method blank.  
Z = Too many colonies were present (TNTC). The numeric value represents the filtration volume.

**NOTES:**

PQL = 4xMDL.  
X = Value exceeds MCL.  
2: SOUR calculations are based on Total Solids.  
J2: Per client request, analysis conducted without method blank.

For questions and comments regarding these results, please contact us at (941) 723-9986.

Results relate only to the samples.



Reference for Section III. a(ii) and b(ii)

SYNAGRO  
5900 74th Street North  
St. Petersburg, FL 33709

Phone (727) 546-2875  
Fax (727) 546-7432

CHAIN OF CUSTODY RECORD  
No 0315 10060001

MAILING ADDRESS:  
SYNAGRO  
P.O. Box 3227  
Pinellas Park, FL 33780

PROJECT	PROJECT NAME	Pinellas County Pelletizer	LABORATORY: Benchmark	PARAMETERS																				
SAMPLERS (Signature)	DATE	TIME	SAMPLE SIZE	COMP	GRAB	WATER	SOIL	SLUDGE	FILED	ACIDIFIED	ICED	CONTAINER TYPE	NO. OF CONTAINERS	% SOLIDS	% NITROGEN N	% PHOSPHORUS P	% POTASSIUM K	% SULFUR S	% CALCIUM Ca	% MAGNESIUM Mg	% SODIUM Na	Ppm IRON Fe	SAMPLE LOCATION	
<i>[Signature]</i>	6/1/16	0800	600g		X			X				XPL 1	X											Final Bin

PARAMETERS			REMARKS
SAMPLE NUMBER	DATE	TIME	SAMPLE LOCATION
Pellets	6/1/16	0800	Final Bin

Relinquished By: (Signature) <i>[Signature]</i>	Date/Time 6/1/16 0700	Received by: (Signature) <i>[Signature]</i>	Date/Time 6/1/16 @ 0852
Relinquished By: (Signature) MATT BUSSETH	Date/Time	Received for Laboratory By: (Signature) Annah Jensen	Date/Time
Page 2 of		Remarks 92.23%	Temp. 0.8c

16-155-0204  
02537  
06-03-2016  
13:52:11



PROJECT # 29-0750 PROJECT NAME Pinellas County Pelletizer LABORATORY: ATL WAMPBAY

SAMPLERS (Signature) *William Reyes* (Print) William Reyes

SAMPLE NUMBER	DATE	TIME	SAMPLE SIZE	COMP.	GRAB	WATER	SOIL	SLUDGE	FIL-TERED	ACIDI-FIED	ICED	CONTAINER TYPE	NO. OF CONTAINERS	PARAMETERS													SAMPLE LOCATION	REMARKS		
														ppm MANGANESE Mn	ppm COPPER Cu	ppm ZINC Zn	% AMMONIA NITROGEN	ppm NITRATE NITROGEN	ppm CADMIUM Cd	ppm CHROMIUM Cr	ppm NICKEL Ni	ppm LEAD Pb	ppm ARSENIC As	ppm MERCURY Hg	ppm SELENIUM Se	PH			% VOLATILE SOLIDS	% ORGANIC NITROGEN
Pellet	6-2-16	24 HR	8oz	X				X				X	PL 1	X	X	X	X	X	X	X	X	X	X	X	X	X	X		Final Bin	
Pellet	6-2-16	24 HR	Comp.	X				X				X	PL 1	X	X	X	X	X	X	X	X	X	X	X	X	X	X		Final Bin	

*57580*

White and Yellow Copies with Shipment - Pink Copy for File

Relinquished By: (Signature) <i>William Reyes</i>	Date/Time 6-2-16 10:30	Received by: (Signature) <i>[Signature]</i>	Date/Time	Remarks
Relinquished By: (Signature) <i>[Signature]</i>	Date/Time 6/3/16 11:10	Received for Laboratory By: (Signature) <i>[Signature]</i>	Date/Time	Temp below 6°C <i>[Signature]</i>

93.05%

# Reference for Section III. a(ii) and b(ii)

Page: 1 of 2

Report Number: 16-190-0206  
 Account Number: 02537  
 Submitted By: William Reyes



7621 Whitepine Road, Richmond, VA 23237  
 Main 804-743-9401 ° Fax 804-271-6446  
 www.waypointanalytical.com

Send To: Synagro FL (29-0750)  
 Matthew Busch  
 PO Box 3227  
 Pinellas Park , FL 33780

Project : Pinellas County Pelletizer

## REPORT OF ANALYSIS

Date Sampled: 7/7/2016 00:00:00  
 Date Received: 07/08/2016 00:00  
 Date Reported: 07/26/2016

Lab Number : 58148  
 Sample Id : Pellet

PARAMETER	RESULT (%)	RESULT (mg/kg)	QUANTITATION LIMIT (mg/kg <sup>+</sup> )	ANALYST	ANALYSIS DATE/TIME	METHOD
Total Solids *	92.13	921300	100.0	JM	07/08/2016 15:40	SM-2540G
Moisture *	7.87		100.0	JM	07/08/2016 15:40	SM-2540G
Total Kjeldahl Nitrogen	4.15	41500	10.0	CLP	07/25/2016 14:30	SM-4500-NH3C-TKN
Total Phosphorus	3.15	31500	100	KM	07/11/2016 13:01	SW 6010C
Total Potassium	0.18	1840	100	KM	07/11/2016 13:01	SW 6010C
Total Sulfur	1.30	13000	100	KM	07/11/2016 13:01	SW 6010C
Total Calcium	3.47	34700	100	KM	07/11/2016 13:01	SW 6010C
Total Magnesium	0.60	5990	100	KM	07/11/2016 13:01	SW 6010C
Total Sodium	0.17	1740	100	KM	07/11/2016 13:01	SW 6010C
Total Iron		11600	100	KM	07/11/2016 13:01	SW 6010C
Total Manganese		191	5	KM	07/11/2016 13:01	SW 6010C
Total Copper		556	5	KM	07/11/2016 13:01	SW 6010C
Total Zinc		765	5	KM	07/11/2016 13:01	SW 6010C
Ammonia Nitrogen	0.51	5140	10.0	JM	07/13/2016 09:15	SM-4500-NH3C
Organic N	3.64	36360	10.0		07/13/2016 09:15	CALCULATION
Nitrate+Nitrite-N		6.62	2.00	JM	07/11/2016 10:05	SM-4500NO3F
Total Cadmium		2.0	2.0	KM	07/11/2016 13:01	SW 6010C

All values are on a dry weight basis except as noted by asterisk. Detection limit on all N series is on a wet basis.

*Our reports and letters are for the exclusive and confidential use of our clients, and may not be reproduced in whole or part, nor may any reference be made to the work, the results, or the company in any advertising, news release, or other public announcements without obtaining our prior written authorization.*

Debbie Holt  
 Laboratory Supervisor

# Reference for Section III. a(ii) and b(ii)

Page: 2 of 2

Report Number: 16-190-0206  
 Account Number: 02537  
 Submitted By: William Reyes



7621 Whitepine Road, Richmond, VA 23237  
 Main 804-743-9401 ° Fax 804-271-6446  
 www.waypointanalytical.com

Send To: Synagro FL (29-0750)  
 Matthew Busch  
 PO Box 3227  
 Pinellas Park , FL 33780

Project :Pinellas County Pelletizer

## REPORT OF ANALYSIS

Date Sampled: 7/7/2016 00:00:00

Date Received: 07/08/2016 00:00

Date Reported: 07/26/2016

Lab Number : 58148

Sample Id : Pellet

PARAMETER	RESULT (%)	RESULT (mg/kg)	QUANTITATION LIMIT (mg/kg*)	ANALYST	ANALYSIS DATE/TIME	METHOD
Total Chromium		65	5	KM	07/11/2016 13:01	SW 6010C
Total Nickel		28	5	KM	07/11/2016 13:01	SW 6010C
Total Lead		23	5	KM	07/11/2016 13:01	SW 6010C
Total Arsenic		13.0	3.0	KM	07/11/2016 13:01	SW 6010C
Total Mercury		<0.4	0.4	KM	07/11/2016 09:00	SW-7471B
Total Selenium		7.0	5.0	KM	07/11/2016 13:01	SW 6010C
pH (Standard Units) *	7.12		2.00	JM	07/11/2016 10:05	SW-9045D
Calcium Carbonate Equivalent	5.70	57000	100	RD	07/12/2016 09:45	AOAC 955.01
Total Volatile Solids	66.15	661500	100.0	JM	07/08/2016 15:40	SM-2540G
Total Molybdenum		12	5	KM	07/11/2016 13:01	SW 6010C
Total Boron		66	3	KM	07/11/2016 13:01	SW 6010C
Specific Gravity (standard units) *		1.1530		JM	07/12/2016 13:59	ASTM D-1298-85

**Comments:**

NELAP ACCREDITED: VA NELAC LAB. # 460014. PA NELAC LAB # 68-03109, FL NELAC LAB # E871087, NJ NELAC LAB # VA011. RESULTS REPORTED MEET ALL REQUIREMENTS OF THE CURRENT NELAC STANDARDS. SPECIFIC GRAVITY, SULFUR AND ORGANIC NITROGEN NOT FOR COMPLIANCE PURPOSES. CCE FOR COMPLIANCE IN VIRGINIA AND PENNSYLVANIA ONLY. QUALIFIER: THE LRB WAS OUT OF LIMITS FOR "Cr", "Mo", AND "Ni". THE LCS WAS OUT OF LIMITS FOR "Ni". THE MATRIX SPIKE WAS OUT OF LIMITS FOR "Fe" AND "S". ALL OTHER QC DATA IS ACCEPTABLE.

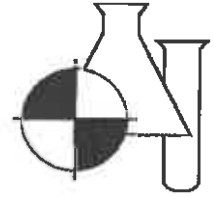
All values are on a dry weight basis except as noted by asterisk. Detection limit on all N series is on a wet basis.

*Our reports and letters are for the exclusive and confidential use of our clients, and may not be reproduced in whole or part, nor may any reference be made to the work, the results, or the company in any advertising, news release, or other public announcements without obtaining our prior written authorization.*

Debbie Holt  
 Laboratory Supervisor

# BENCHMARK

## EnviroAnalytical Inc.



NELAC Certification #E84167

### ANALYTICAL TEST REPORT

THESE RESULTS MEET NELAC STANDARDS

**Submission Number :** 16070039

Synagro  
P.O. Box 3227  
Pinellas Park, FL 33780

**Project Name :** PINELLAS COUNTY PELLETIZER  
**Date Received :** 07/01/2016  
**Time Received :** 1356

<b>Submission Number:</b> 16070039	<b>Sample Date:</b> 07/01/2016
<b>Sample Number:</b> 001	<b>Sample Time:</b> 1039
<b>Sample Description:</b> Pellet	<b>Sample Method:</b> Grab

Parameter	Result	Units	MDL	Procedure	Analysis Date/Time	Analyst
PH	6.43 Q	UNITS		9045	07/01/2016 16:22	SW
TOTAL SOLIDS	93.3	% DRY WT	0.1	SM2540G	07/05/2016 11:03	BLB
FECAL COLIFORM BY MPN	0.193 U	#/GRAM	0.193	SM9221E	07/01/2016 14:30	KD

All values reported in UG/KG or MG/KG are on a dry weight basis

*Dale D. Dixon*  
Dale D. Dixon / Laboratory Director

07/18/2016

Date

Tülay Tanrisever / QC Officer  
Deborah A. Murphy / Project Manager

**DATA QUALIFIERS THAT MAY APPLY:**

- I = Reported value is between the laboratory MDL and the PQL.
- J2 = Estimated value. No control criteria exists for this component.
- J3 = Estimated value. Quality control criteria for precision or accuracy not met.
- J4 = Estimated value. Sample matrix interference suspected.
- L = Off-scale high. Value is known to be > the value reported.
- Q = Sample held beyond accepted hold time.
- U = Analyte analyzed but not detected at the value indicated.
- V = Analyte detected in sample and method blank.
- Y = Analysis performed on an improperly preserved sample. Data may be inaccurate.
- Z = Too many colonies were present (TNTC). The numeric value represents the filtration volume.

**NOTES:**

- PQL = 4xMDL.
- X = Value exceeds MCL.
- 2: SOUR calculations are based on Total Solids.
- J2: Per client request, analysis conducted without method blank.

For questions and comments regarding these results, please contact us at (941) 723-9986.

Results relate only to the samples.

**SYNAGRO**  
5900 74th Street North  
St. Petersburg, FL 33709

Phone (727) 546-2875  
Fax (727) 546-7432

MAILING ADDRESS:  
**SYNAGRO**  
P.O. Box 3227  
Pinellas Park, FL 33780

CHAIN OF CUSTODY RECORD  
No 0317

PROJECT # 29-0750	PROJECT NAME Pinellas County Pelletizer	LABORATORY: Beachmark					PARAMETERS										SAMPLE LOCATION								
		SAMPLERS (Signature)	DATE	TIME	SAMPLE SIZE	COMP.	GRAB	WATER	SOIL	SLUDGE	FILED	ACIDIFIED	ICED	CONTAINER TYPE	NO. OF CONTAINERS	% NITROGEN N		% PHOSPHORUS P	% POTASSIUM K	% SULFUR S	% CALCIUM Ca	% MAGNESIUM Mg	% SODIUM Na	ppm IRON Fe	
William Reyes	7-11-16	1039	802			✓			✓			✓	PL 1	1											final bin

SAMPLE NUMBER	DATE	TIME	PARAMETERS															SAMPLE LOCATION	REMARKS								
			ppm MANGANESE Mn	ppm COPPER Cu	ppm ZINC Zn	% AMMONIA NITROGEN	ppm NITRATE NITROGEN	ppm CADMIUM Cd	ppm CHROMIUM Cr	ppm NICKEL Ni	ppm LEAD Pb	ppm ARSENIC As	ppm MERCURY Hg	ppm SELENIUM Se	PH	% VOLATILE SOLIDS	% ORGANIC NITROGEN			ppm MOLYBDENUM Mo	SPECIFIC GRAVITY	% T.S.	BORON	POSS	FECAL COLIFORM		
pellet	7-11-16	1039	1																							final bin	

Relinquished By: (Signature) <i>William Reyes</i>	Date/Time 7-11-16/1356	Received by: (Signature) <i>Nathan Hadsell</i>	Date/Time 16070039
Relinquished By: (Signature) William Reyes	Date/Time	Received for Laboratory by: (Signature) Nathan Hadsell	Date/Time
(Print)	(Print)	(Print)	(Print)
Remarks			

Reference for Section III. a(ii) and b(ii)

**CHAIN OF CUSTODY**  
No 0

SYNAGRO  
5900 74th Street North  
St. Petersburg, FL 33709

Phone (727) 546-2875  
Fax (727) 546-7432

PROJECT # 29-0750	PROJECT NAME Pinellas County Pelletizer	LABORATORY: WAY POINT	33780	
SAMPLERS (Signature) <i>William Reyes</i>	(Print) WILLIAM REYES	NO OF CONTAINERS	ICED	
SAMPLE NUMBER	DATE	TIME	FILED	
PELLET	7-7-16	24 HRS COMPL.	ACIDIFIED	
			SLUDGE	
			SOIL	
			WATER	
			GRAB	
			COMP	
			SAMPLE SIZE	
			NO OF CONTAINERS	PL 2
			% SOLIDS	
			% NITROGEN N	
			% PHOSPHORUS P	
			% POTASSIUM K	
			% SULFUR S	
			% CALCIUM Ca	
			% MAGNESIUM Mg	
			% SODIUM Na	
			ppm IRON Fe	
			FINAL BIN	

*58185*

SAMPLE NUMBER	DATE	TIME	PARAMETERS	SAMPLE LOCATION	REMARKS
PELLET	7-7-16	24 HRS COMPL.	NO OF CONTAINERS	FINAL BIN	
			ppm MANGANESE Mn		
			ppm COPPER Cu		
			ppm ZINC Zn		
			% AMMONIA NITROGEN		
			ppm NITRATE NITROGEN		
			ppm CADMIUM Cd		
			ppm CHROMIUM Cr		
			ppm NICKEL Ni		
			ppm LEAD Pb		
			ppm ARSENIC As		
			ppm MERCURY Hg		
			ppm SELENIUM Se		
			pH		
			% VOLATILE SOLIDS		
			% ORGANIC NITROGEN		
			ppm MOLYBDENUM Mo		
			SPECIFIC GRAVITY		
			% TS		
			BORON		
			PCBS		
			FECAI COLIFORM		

*Temp below 50°*

Relinquished By (Signature) <i>William Reyes</i>	Date/Time	Received by (Signature)
(Print) William Reyes	7-7-16 0700	(Print)
Relinquished By (Signature) <i>William Reyes</i>	Date/Time	Received by (Signature)
(Print) William Reyes	7/8/16	(Print)

# Reference for Section III. a(ii) and b(ii)

Page: 1 of 2

Report Number: 16-217-0203

Account Number: 02537



7621 Whitepine Road, Richmond, VA 23237  
Main 804-743-9401 ° Fax 804-271-6446  
www.waypointanalytical.com

Send To: Synagro FL (29-0750)  
Matthew Busch  
PO Box 3227  
Pinellas Park, FL 33780

Project : Pinellas County Pelletizer

Lab Number : 58737

Sample Id : Pellet

## REPORT OF ANALYSIS

Date Sampled: 8/3/2016 00:00:00

Date Received: 08/04/2016 00:00

Date Reported: 08/15/2016

PARAMETER	RESULT (%)	RESULT (mg/kg)	QUANTITATION LIMIT (mg/kg*)	ANALYST	ANALYSIS DATE/TIME	METHOD
Total Solids *	92.11	921100	100.0	RD	08/04/2016 16:00	SM-2540G
Moisture *	7.89		100.0	RD	08/04/2016 16:00	SM-2540G
Total Kjeldahl Nitrogen	5.08	50800	10.0	JM	08/05/2016 09:49	SM-4500-NH3C-TKN
Total Phosphorus	3.31	33100	100	KM	08/05/2016 11:37	SW 6010C
Total Potassium	0.23	2270	100	KM	08/05/2016 11:37	SW 6010C
Total Sulfur	1.23	12300	100	KM	08/05/2016 11:37	SW 6010C
Total Calcium	3.20	32000	100	KM	08/05/2016 11:37	SW 6010C
Total Magnesium	0.64	6370	100	KM	08/05/2016 11:37	SW 6010C
Total Sodium	0.14	1400	100	KM	08/05/2016 11:37	SW 6010C
Total Iron		10000	100	KM	08/05/2016 11:37	SW 6010C
Total Manganese		180	5	KM	08/05/2016 11:37	SW 6010C
Total Copper		531	5	KM	08/05/2016 11:37	SW 6010C
Total Zinc		708	5	KM	08/05/2016 11:37	SW 6010C
Ammonia Nitrogen	0.48	4820	10.0	JM	08/05/2016 09:49	SM-4500-NH3C
Organic N	4.60	45980	10.0		08/05/2016 09:49	CALCULATION
Nitrate+Nitrite-N		3.12	2.00	JM	08/05/2016 09:50	SM-4500NO3F
Total Cadmium		2.0	2.0	KM	08/05/2016 11:37	SW 6010C

All values are on a dry weight basis except as noted by asterisk. Detection limit on all N series is on a wet basis.

*Our reports and letters are for the exclusive and confidential use of our clients, and may not be reproduced in whole or part, nor may any reference be made to the work, the results, or the company in any advertising, news release, or other public announcements without obtaining our prior written authorization.*

A handwritten signature in black ink that reads "Debbie Holt".

Debbie Holt  
Laboratory Supervisor



# Reference for Section III. a(ii) and b(ii)

Page: 2 of 2

Report Number: 16-217-0203

Account Number: 02537



7621 Whitepine Road, Richmond, VA 23237  
Main 804-743-9401 ° Fax 804-271-6446  
www.waypointanalytical.com

Send To: Synagro FL (29-0750)  
Matthew Busch  
PO Box 3227  
Pinellas Park, FL 33780

Project : Pinellas County Pelletizer

Lab Number : 58737

Sample Id : Pellet

## REPORT OF ANALYSIS

Date Sampled: 8/3/2016 00:00:00

Date Received: 08/04/2016 00:00

Date Reported: 08/15/2016

PARAMETER	RESULT (%)	RESULT (mg/kg)	QUANTITATION LIMIT (mg/kg*)	ANALYST	ANALYSIS DATE/TIME	METHOD
Total Chromium		55	5	KM	08/05/2016 11:37	SW 6010C
Total Nickel		23	5	KM	08/05/2016 11:37	SW 6010C
Total Lead		20	5	KM	08/05/2016 11:37	SW 6010C
Total Arsenic		11.0	3.0	KM	08/05/2016 11:37	SW 6010C
Total Mercury		0.4	0.4	KM	08/10/2016 11:20	SW-7471B
Total Selenium		5.0	5.0	KM	08/05/2016 11:37	SW 6010C
pH (Standard Units) *	7.06		2.00	JM	08/05/2016 09:49	SW-9045D
Total Volatile Solids	65.94	659400	100.0	RD	08/04/2016 16:00	SM-2540G
Total Molybdenum		10	5	KM	08/05/2016 11:37	SW 6010C
Total Boron		60	3	KM	08/05/2016 11:37	SW 6010C
Specific Gravity (standard units) *		1.3210		JM	08/05/2016 16:20	ASTM D-1298-85

### Comments:

NELAP ACCREDITED: VA NELAC LAB. # 460014. PA NELAC LAB # 68-03109, FL NELAC LAB # E871087, NJ NELAC LAB # VA011. RESULTS REPORTED MEET ALL REQUIREMENTS OF THE CURRENT NELAC STANDARDS. SPECIFIC GRAVITY, SULFUR AND ORGANIC NITROGEN NOT FOR COMPLIANCE PURPOSES. CCE FOR COMPLIANCE IN VIRGINIA AND PENNSYLVANIA ONLY. QUALIFIER: THE LRB WAS OUT OF LIMITS FOR "Cr", "Mo", AND "Ni". THE LCS WAS OUT OF LIMITS FOR "Ni" AND "Se". THE MATRIX SPIKE WAS OUT OF LIMITS FOR "S". ALL OTHER QC DATA IS ACCEPTABLE.

All values are on a dry weight basis except as noted by asterisk. Detection limit on all N series is on a wet basis.

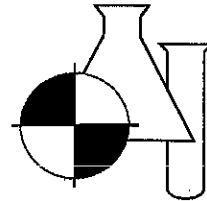
Our reports and letters are for the exclusive and confidential use of our clients, and may not be reproduced in whole or part, nor may any reference be made to the work, the results, or the company in any advertising, news release, or other public announcements without obtaining our prior written authorization.

A handwritten signature in black ink that reads "Debbie Holt".

Debbie Holt  
Laboratory Supervisor

# BENCHMARK

*EnviroAnalytical Inc.*



NELAC Certification #E84167

## ANALYTICAL TEST REPORT

THESE RESULTS MEET NELAC STANDARDS

Submission Number : 16080034

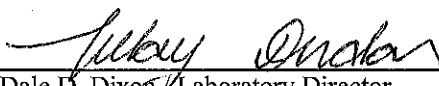
Synagro  
P.O. Box 3227  
Pinellas Park, FL 33780

Project Name : PINELLAS COUNTY PELLETIZER  
Date Received : 08/02/2016  
Time Received : 0900

Submission Number:	16080034	Sample Date:	08/02/2016
Sample Number:	001	Sample Time:	0810
Sample Description:	Pellet Grab	Sample Method:	Grab

Parameter	Result	Units	MDL	Procedure	Analysis Date/Time	Analyst
PH	7.32 Q	UNITS		9045	08/02/2016 10:40	SW
TOTAL SOLIDS	90.1	% DRY WT	0.1	SM2540G	08/04/2016 10:30	NS
FECAL COLIFORM BY MPN	0.200 U	#/GRAM	0.200	SM9221E	08/02/2016 09:42	KD

All values reported in UG/KG or MG/KG are on a dry weight basis

  
Dale D. Dixon / Laboratory Director  
Tülay Tarrisever / QC Officer  
Deborah A. Murphy / Project Manager

08/10/2016

Date

**DATA QUALIFIERS THAT MAY APPLY:**

I = Reported value is between the laboratory MDL and the PQL.  
J2 = Estimated value. No control criteria exists for this component.  
J3 = Estimated value. Quality control criteria for precision or accuracy not met.  
J4 = Estimated value. Sample matrix interference suspected.  
L = Off-scale high. Value is known to be > the value reported.  
Q = Sample held beyond accepted hold time.  
U = Analyte analyzed but not detected at the value indicated.  
V = Analyte detected in sample and method blank.  
Y = Analysis performed on an Improperly preserved sample. Data may be inaccurate.  
Z = Too many colonies were present (TNTC). The numeric value represents the filtration volume.

**NOTES:**

PQL = 4xMDL.  
X = Value exceeds MCL.  
2: SOUR calculations are based on Total Solids.  
J2: Per client request, analysis conducted without method blank.

For questions and comments regarding these results, please contact us at (941) 723-9986.

Results relate only to the samples.

Reference for Section III. a(ii) and b(ii)

MAILING ADDRESS:  
**SYNAGRO**  
 P.O. Box 3227  
 Pinellas Park, FL 33780

**CHAIN OF CUSTODY RECORD**  
 No 0320 16080034

Phone (727) 546-2875  
 Fax (727) 546-7432

**SYNAGRO**  
 5900 74th Street North  
 St. Petersburg, FL 33709

PROJECT #	PROJECT NAME	Pinellas County Pelletizer	LABORATORY: Benchmark	PARAMETERS																			
SAMPLERS (Signature)	DATE	TIME	SAMPLE SIZE	COM. GRAB	WATER	SOIL	SLUDGE	FL-TERED	ACIDIFIED	ICED	CONTAINER TYPE	NO. OF CONTAINERS	% SOLIDS	% NITROGEN N	% PHOSPHORUS P	% POTASSIUM K	% SULFUR S	% CALCIUM Ca	% MAGNESIUM Mg	% SODIUM Na	ppm IRON Fe	SAMPLE LOCATION	
Matt Busch	8/2/16	0810	6oz	X			X			X	PE 1 X	1											Final Bin

SAMPLE NUMBER	DATE	TIME	NO. OF CONTAINERS	PARAMETERS	SAMPLE LOCATION	REMARKS
Pellet Grab	8/2/16	0810	1	ppm MANGANESE Mn ppm COPPER Cu ppm ZINC Zn % AMMONIA NITROGEN ppm NITRATE NITROGEN ppm CADMIUM Cd ppm CHROMIUM Cr ppm NICKEL Ni ppm LEAD Pb ppm ARSENIC As ppm MERCURY Hg ppm SELENIUM Se PH % VOLATILE SOLIDS % ORGANIC NITROGEN ppm MOLYBDENUM Mo SPECIFIC GRAVITY % T.S. BORON P.B.S. FECAL COLIFORM	Final Bin	

Relinquished By: (Signature) Matt Busch	Date/Time 8/2/16 0900	Received by: (Signature) Annak Jensen	Date/Time	Remarks
Relinquished By: (Signature) Matt Busch	Date/Time	Received for Laboratory by: (Signature)	Date/Time	Temp - 41e

Reference for Section III. a(ii) and b(ii)

Phone (727) 546-2875  
 Fax (727) 546-7432

5900 74th Street North  
 St. Petersburg, FL 33709

**CHAIN OF CUSTODY RECORD**  
 No **0322**

16-217-0203  
 02537  
 08-04-2016  
 15:08:07

PROJECT # 29-0750  
 PROJECT NAME Pinellas County Pelletizer  
 LABORATORY: WAYPOINT  
 SAMPLERS (Signature) *William Reyes*  
 (Print) William Reyes

SAMPLE NUMBER	DATE	TIME	SAMPLER SIZE	COMP.	GRAB	WATER	SOIL	SLUDGE	FIL-TERED	ACID-FIED	ICED	CONTAINER TYPE	NO. OF CONTAINERS												SAMPLE LOCATION	
													% SOLIDS	% NITROGEN N	% PHOSPHORUS P	% POTASSIUM K	% SULFUR S	% CALCIUM Ca	% MAGNESIUM Mg	% SODIUM Na	ppm IRON Fe	% T.S.	BORON	PCBS		FECAL COLIFORM
PELLET	8-3-16	24146 Comp. 02		✓				✓				✓ PL 2														Final bin

58737

SAMPLE NUMBER	DATE	TIME	NO. OF CONTAINERS	PARAMETERS												SAMPLE LOCATION	REMARKS												
				ppm MANGANESE Mn	ppm COPPER Cu	ppm ZINC Zn	% AMMONIA NITROGEN	ppm NITRATE NITROGEN	ppm CADMIUM Cd	ppm CHROMIUM Cr	ppm NICKEL Ni	ppm LEAD Pb	ppm ARSENIC As	ppm MERCURY Hg	ppm SELENIUM Se			PH	% VOLATILE SOLIDS	% ORGANIC NITROGEN	ppm MOLYBDENUM Mo	SPECIFIC GRAVITY	% T.S.	BORON	PCBS	FECAL COLIFORM			
PELLET	8-3-16	24146 Comp. 2	2	✓	✓	✓	✓	✓	✓	✓	✓	✓	✓	✓	✓	✓	✓	✓	✓	✓	✓	✓	✓	✓	✓	✓	✓	Final bin	

Relinquished By: (Signature) *William Reyes* Date/Time 8-3-16 1400 Received by: (Signature)  
 Relinquished By: (Signature) *William Reyes* Date/Time 8-3-16 1400 Received by: (Signature)  
 Relinquished By: (Signature) *FedEx* Date/Time 8/4/16 13:30 Received for Laboratory by: (Signature)

temp. below 6°C Neg

Remarks

Date/Time

White and Yellow Copies with Shipment - Pink Copy for File

# Reference for Section III. a(ii) and b(ii)

Page: 1 of 2

Report Number: 16-253-0200  
Account Number: 02537  
Submitted By: William Reyes



7621 Whitepine Road, Richmond, VA 23237  
Main 804-743-9401 ° Fax 804-271-6446  
www.waypointanalytical.com

Send To: Synagro FL (29-0750)  
Matthew Busch  
PO Box 3227  
Pinellas Park, FL 33780

Project : Pinellas County Pelletizer

Lab Number : 59541  
Sample Id : Pellet

## REPORT OF ANALYSIS

Date Sampled: 9/8/2016 00:00:00  
Date Received: 09/09/2016 00:00  
Date Reported: 09/16/2016

PARAMETER	RESULT (%)	RESULT (mg/kg)	QUANTITATION LIMIT (mg/kg*)	ANALYST	ANALYSIS DATE/TIME	METHOD
Total Solids *	92.86	928600	100.0	JM	09/09/2016 14:25	SM-2540G
Moisture *	7.13		100.0	JM	09/09/2016 14:25	SM-2540G
Total Kjeldahl Nitrogen	4.52	45200	10.0	JM	09/12/2016 10:15	SM-4500-NH3C-TKN
Total Phosphorus	3.22	32200	100	KMM	09/12/2016 15:43	6010C
Total Potassium	0.29	2940	100	KMM	09/12/2016 15:43	6010C
Total Sulfur	1.18	11800	100	KMM	09/12/2016 15:43	6010C
Total Calcium	3.15	31500	100	KMM	09/12/2016 15:43	6010C
Total Magnesium	0.69	6860	100	KMM	09/12/2016 15:43	6010C
Total Sodium	0.12	1200	100	KMM	09/12/2016 15:43	6010C
Total Iron		10700	100	KMM	09/12/2016 15:43	6010C
Total Manganese		198	5.00	KMM	09/12/2016 15:43	6010C
Total Copper		511	5.00	KMM	09/12/2016 15:43	6010C
Total Zinc		640	5.00	KMM	09/12/2016 15:43	6010C
Ammonia Nitrogen	0.49	4940	10.0	JM	09/12/2016 10:40	SM-4500-NH3C
Organic N	4.03	40260	10.0		09/12/2016 10:15	CALCULATION
Nitrate+Nitrite-N		<25.0	25.0	SJB	09/13/2016 14:52	4500NO3F-2011
Total Cadmium		<2.00	2.00	KMM	09/12/2016 15:43	6010C

All values are on a dry weight basis except as noted by asterisk. Detection limit on all N series is on a wet basis.

Our reports and letters are for the exclusive and confidential use of our clients, and may not be reproduced in whole or part, nor may any reference be made to the work, the results, or the company in any advertising, news release, or other public announcements without obtaining our prior written authorization.

A handwritten signature in black ink that reads "Debbie Holt".

Debbie Holt  
Laboratory Supervisor

# Reference for Section III. a(ii) and b(ii)

Page: 2 of 2

Report Number: 16-253-0200  
Account Number: 02537  
Submitted By: William Reyes



7621 Whitepine Road, Richmond, VA 23237  
Main 804-743-9401 ° Fax 804-271-6446  
www.waypointanalytical.com

Send To: Synagro FL (29-0750)  
Matthew Busch  
PO Box 3227  
Pinellas Park , FL 33780

Project : Pinellas County Pelletizer

Lab Number : 59541  
Sample Id : Pellet

## REPORT OF ANALYSIS

Date Sampled: 9/8/2016 00:00:00  
Date Received: 09/09/2016 00:00  
Date Reported: 09/16/2016

PARAMETER	RESULT (%)	RESULT (mg/kg)	QUANTITATION LIMIT (mg/kg*)	ANALYST	ANALYSIS DATE/TIME	METHOD
Total Chromium		62.7	5.00	KMM	09/12/2016 15:43	6010C
Total Nickel		25.4	5.00	KMM	09/12/2016 15:43	6010C
Total Lead		20.1	5.00	KMM	09/12/2016 15:43	6010C
Total Arsenic		13.4	3.00	KMM	09/12/2016 15:43	6010C
Total Mercury		1.11	0.400	KMM	09/12/2016 11:10	SW-7471B
Total Selenium		5.01	5.00	KMM	09/12/2016 15:43	6010C
pH (Standard Units) *	7.25			JM	09/12/2016 10:05	SW-9045D
Calcium Carbonate Equivalent	5.87	58700	100	RD	09/12/2016 13:59	AOAC 955.01
Total Volatile Solids	62.36	623600	100.0	JM	09/09/2016 14:25	SM-2540G
Total Molybdenum		9.03	5.00	KMM	09/12/2016 15:43	6010C
Total Boron		54.0	3.00	KMM	09/12/2016 15:43	6010C
Specific Gravity (standard units) *		1.2290		JM	09/12/2016 14:10	ASTM D-1298-85

### Comments:

NELAP ACCREDITED: VA NELAC LAB. # 460014. PA NELAC LAB # 68-03109, FL NELAC LAB # E871087, NJ NELAC LAB # VA011. RESULTS REPORTED MEET ALL REQUIREMENTS OF THE CURRENT NELAC STANDARDS. SPECIFIC GRAVITY, SULFUR AND ORGANIC NITROGEN NOT FOR COMPLIANCE PURPOSES. CCE FOR COMPLIANCE IN VIRGINIA AND PENNSYLVANIA ONLY.

All values are on a dry weight basis except as noted by asterisk. Detection limit on all N series is on a wet basis.

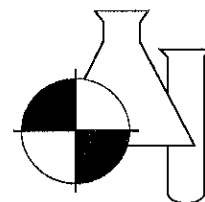
*Our reports and letters are for the exclusive and confidential use of our clients, and may not be reproduced in whole or part, nor may any reference be made to the work, the results, or the company in any advertising, news release, or other public announcements without obtaining our prior written authorization.*

A handwritten signature in black ink, appearing to read "Debbie Holt".

Debbie Holt  
Laboratory Supervisor

# BENCHMARK

*EnviroAnalytical Inc.*



NELAC Certification #E84167

## ANALYTICAL TEST REPORT

THESE RESULTS MEET NELAC STANDARDS

Submission Number : 16090170

Synagro  
P.O. Box 3227  
Pinellas Park, FL 33780

Project Name : PINELLAS COUNTY PELLETIZER  
Date Received : 09/07/2016  
Time Received : 0826

Submission Number: 16090170      Sample Date: 09/07/2016  
Sample Number: 001      Sample Time: 0730  
Sample Description: Pellet      Sample Method: Grab

Parameter	Result	Units	MDL	Procedure	Analysis Date/Time	Analyst
PH	6.97 Q	UNITS		9045	09/07/2016 12:33	SW
TOTAL SOLIDS	91.4	% DRY WT	0.1	SM2540G	09/07/2016 09:20	NS
FECAL COLIFORM BY MPN	5.90	#/GRAM	0.197	SM9221E	09/07/2016 09:50	KD

All values reported in UG/KG or MG/KG are on a dry weight basis

*Tulay Tanrisever*  
Dale D. Dixon / Laboratory Director

09/21/2016

Date

Tulay Tanrisever / QC Officer

Deborah A. Murphy / Project Manager

**DATA QUALIFIERS THAT MAY APPLY:**

I = Reported value is between the laboratory MDL and the PQL.  
J2 = Estimated value. No control criteria exists for this component.  
J3 = Estimated value. Quality control criteria for precision or accuracy not met.  
J4 = Estimated value. Sample matrix interference suspected.  
L = Off-scale high. Value is known to be > the value reported.  
Q = Sample held beyond accepted hold time.  
U = Analyte analyzed but not detected at the value indicated.  
V = Analyte detected in sample and method blank.  
Y = Analysis performed on an improperly preserved sample. Data may be inaccurate.  
Z = Too many colonies were present (TNTC). The numeric value represents the filtration volume.

**NOTES:**

PQL = 4xMDL.  
X = Value exceeds MCL.  
2: SOUR calculations are based on Total Solids.  
J2: Per client request, analysis conducted without method blank.

For questions and comments regarding these results, please contact us at (941) 723-9986.

Results relate only to the samples.





FL 33780

16-253-0200  
02537  
09-09-2016  
10:50:40



Svnadro FL (29-0750)  
Pinellas County Pelletizer

CHAIN OF CUST No

Phone (727) 546-2875  
Fax (727) 546-7432

**SYNAGRO**  
5900 74th Street North  
St. Petersburg, FL 33709

PROJECT # 29-0750  
PROJECT NAME Pinellas County Pelletizer  
LABORATORY: Waypoint

(Print) William Reyes

(Signature) *William Reyes*

SAMPLE NUMBER	DATE	TIME	SAMPLE SIZE	COMP.	GRAB	WATER	SOIL	SLUDGE	FIL-TERED	ACID-FIED	ICED	CONTAINER TYPE	NO. OF CONTAINERS											REMARKS		
													% SOLIDS	% NITROGEN	% PHOSPHOR	% POTASSIUM	% SULFUR S	% CALCIUM Ca	% MAGNESIUM	% SODIUM Na	ppm IRON Fe	% T.S.	BORON		PB'S	FECAL COLIFORM
Pellet	9-8-16	2442	10	COMP. 02.	✓			✓			✓	PL 2	✓	✓	✓	✓	✓	✓	✓	✓	✓	✓	✓	✓	Final bin	

PARAMETERS

SAMPLE NUMBER	DATE	TIME	NO. OF CONTAINERS	ppm MANGANESE Mn	ppm COPPER Cu	ppm ZINC Zn	% AMMONIA NITROGEN	ppm NITRATE NITROGEN	ppm CADMIUM Cd	ppm CHROMIUM Cr	ppm NICKEL Ni	ppm LEAD Pb	ppm ARSENIC As	ppm MERCURY Hg	ppm SELENIUM Se	PH	% VOLATILE SOLIDS	% ORGANIC NITROGEN	ppm MOLYBDENUM Mo	SPECIFIC GRAVITY	% T.S.	BORON	PB'S	FECAL COLIFORM	SAMPLE LOCATION	REMARKS	
Pellet	9-8-16	2442	2	✓	✓	✓	✓	✓	✓	✓	✓	✓	✓	✓	✓	✓	✓	✓	✓	✓	✓	✓	✓	✓	✓	Final bin	

59541

Temp below 6°C

Relinquished By: (Signature) <i>William Reyes</i> (Print)	Date/Time 9-8-16 0910	Received by: (Signature) (Print)
Relinquished By: (Signature) <i>William Reyes</i> (Print)	Date/Time 9/9/16	Received by: (Signature) <i>William Reyes</i> (Print)
Relinquished By: (Signature) <i>Edel Ego</i> (Print)	Date/Time	Remarks 92.70

# Reference for Section III. a(ii) and b(ii)

Page: 1 of 2

Report Number: 16-280-0204

Account Number: 02537



7621 Whitepine Road, Richmond, VA 23237  
Main 804-743-9401 ° Fax 804-271-6446  
www.waypointanalytical.com

Send To: Synagro FL (29-0750)  
Matthew Busch  
PO Box 3227  
Pinellas Park, FL 33780

Project : Pinellas County Pelletizer

Lab Number : 60143

Sample Id : Pellet

## REPORT OF ANALYSIS

Date Sampled: 10/5/2016 00:00:00

Date Received: 10/06/2016 00:00

Date Reported: 10/14/2016

PARAMETER	RESULT (%)	RESULT (mg/kg)	QUANTITATION LIMIT (mg/kg*)	ANALYST	ANALYSIS DATE/TIME	METHOD
Total Solids *	92.03	920300	100.0	R D	10/06/2016 15:30	SM-2540G
Moisture *	7.96		100.0	R D	10/06/2016 15:30	SM-2540G
Total Kjeldahl Nitrogen	4.77	47700	10.0	SJB	10/12/2016 09:30	SM-4500-NH3C-TKN
Total Phosphorus	2.87	28700	100	CCR	10/12/2016 09:01	6010C
Total Potassium	0.22	2160	100	CCR	10/12/2016 09:01	6010C
Total Sulfur	1.17	11700	100	CCR	10/12/2016 09:01	6010C
Total Calcium	2.67	26700	100	CCR	10/12/2016 09:01	6010C
Total Magnesium	0.73	7340	100	CCR	10/12/2016 09:01	6010C
Total Sodium	0.12	1210	100	CCR	10/12/2016 09:01	6010C
Total Iron		10700	100	CCR	10/12/2016 09:01	6010C
Total Manganese		185	5.00	CCR	10/12/2016 09:01	6010C
Total Copper		557	5.00	CCR	10/12/2016 09:01	6010C
Total Zinc		631	5.00	CCR	10/12/2016 09:01	6010C
Ammonia Nitrogen	0.42	4220	10.0	SJB	10/07/2016 08:20	SM-4500-NH3C
Organic N	4.35	43480	10.0		10/07/2016 08:20	CALCULATION
Nitrate+Nitrite-N		8.12	6.14	SJB	10/11/2016 13:16	4500NO3F-2011
Total Cadmium		<2.00	2.00	CCR	10/12/2016 09:01	6010C

All values are on a dry weight basis except as noted by asterisk. Detection limit on all N series is on a wet basis.

Our reports and letters are for the exclusive and confidential use of our clients, and may not be reproduced in whole or part, nor may any reference be made to the work, the results, or the company in any advertising, news release, or other public announcements without obtaining our prior written authorization.

A handwritten signature in black ink that reads "Debbie Holt".

Debbie Holt  
Laboratory Supervisor

# Reference for Section III. a(ii) and b(ii)

Page: 2 of 2

Report Number: 16-280-0204

Account Number: 02537



7621 Whitepine Road, Richmond, VA 23237  
Main 804-743-9401 ° Fax 804-271-6446  
www.waypointanalytical.com

Send To: Synagro FL (29-0750)  
Matthew Busch  
PO Box 3227  
Pinellas Park , FL 33780

Project : Pinellas County Pelletizer

Lab Number : 60143

Sample Id : Pellet

## REPORT OF ANALYSIS

Date Sampled: 10/5/2016 00:00:00

Date Received: 10/06/2016 00:00

Date Reported: 10/14/2016

PARAMETER	RESULT (%)	RESULT (mg/kg)	QUANTITATION LIMIT (mg/kg*)	ANALYST	ANALYSIS DATE/TIME	METHOD
Total Chromium		65.0	5.00	CCR	10/12/2016 09:01	6010C
Total Nickel		26.0	5.00	CCR	10/12/2016 09:01	6010C
Total Lead		23.0	5.00	CCR	10/12/2016 09:01	6010C
Total Arsenic		17.0	3.00	CCR	10/12/2016 09:01	6010C
Total Mercury		0.530	0.400	JM	10/13/2016 10:15	SW-7471B
Total Selenium		5.00	5.00	CCR	10/12/2016 09:01	6010C
pH (Standard Units) *	7.18			SJB	10/07/2016 08:20	SW-9045D
Calcium Carbonate Equivalent	10.30	103000	100	R D	10/10/2016 11:00	AOAC 955.01
Total Volatile Solids	63.62	636200	100.0	R D	10/06/2016 15:30	SM-2540G
Total Molybdenum		9.00	5.00	CCR	10/12/2016 09:01	6010C
Total Boron		51.0	3.00	CCR	10/12/2016 09:01	6010C
Specific Gravity (standard units) *		1.2260		JM	10/12/2016 13:14	ASTM D-1298-85

### Comments:

NELAP ACCREDITED: VA NELAC LAB. # 460014. PA NELAC LAB # 68-03109, FL NELAC LAB # E871087, NJ NELAC LAB # VA011. RESULTS REPORTED MEET ALL REQUIREMENTS OF THE CURRENT NELAC STANDARDS. SPECIFIC GRAVITY, SULFUR AND ORGANIC NITROGEN NOT FOR COMPLIANCE PURPOSES. CCE FOR COMPLIANCE IN VIRGINIA AND PENNSYLVANIA ONLY. QUALIFIER: THE LRB WAS OUT OF LIMITS FOR "Ni". ALL OTHER QC DATA IS ACCEPTABLE.

All values are on a dry weight basis except as noted by asterisk. Detection limit on all N series is on a wet basis.

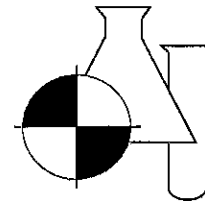
Our reports and letters are for the exclusive and confidential use of our clients, and may not be reproduced in whole or part, nor may any reference be made to the work, the results, or the company in any advertising, news release, or other public announcements without obtaining our prior written authorization.

A handwritten signature in black ink that reads "Debbie Holt".

Debbie Holt  
Laboratory Supervisor

# BENCHMARK

## EnviroAnalytical Inc.



NELAC Certification #E84167

### ANALYTICAL TEST REPORT

THESE RESULTS MEET NELAC STANDARDS

Submission Number : 16100061

Synagro  
P.O. Box 3227  
Pinellas Park, FL 33780

Project Name : PINELLAS COUNTY PELLETIZER  
Date Received : 10/04/2016  
Time Received : 1341

Submission Number: 16100061	Sample Date: 10/04/2016
Sample Number: 001	Sample Time: 1230
Sample Description: Pellet	Sample Method: Grab

Parameter	Result	Units	MDL	Procedure	Analysis Date/Time	Analyst
PH	6.93 Q	UNITS		9045	10/04/2016 16:04	SW
TOTAL SOLIDS	90.7	% DRY WT	0.1	SM2540G	10/04/2016 16:00	NS
FECAL COLIFORM BY MPN	0.221	#/GRAM	0.198	SM9221E	10/04/2016 14:05	KD

All values reported in UG/KG or MG/KG are on a dry weight basis

*Dale D. Dixon*  
Dale D. Dixon / Laboratory Director

10/10/2016

Date

Tülay Tanrisever / QC Officer

Deborah A. Murphy / Project Manager

**DATA QUALIFIERS THAT MAY APPLY:**

- I = Reported value is between the laboratory MDL and the PQL.
- J2 = Estimated value. No control criteria exists for this component.
- J3 = Estimated value. Quality control criteria for precision or accuracy not met.
- J4 = Estimated value. Sample matrix interference suspected.
- L = Off-scale high. Value is known to be > the value reported.
- Q = Sample held beyond accepted hold time.
- U = Analyte analyzed but not detected at the value indicated.
- V = Analyte detected in sample and method blank.
- Y = Analysis performed on an improperly preserved sample. Data may be inaccurate.
- Z = Too many colonies were present (TNTC). The numeric value represents the filtration volume.

**NOTES:**

- PQL = 4xMDL.
- X = Value exceeds MCL.
- Z: SOUR calculations are based on Total Solids.
- J2: Per client request, analysis conducted without method blank.

For questions and comments regarding these results, please contact us at (941) 723-9986.

Results relate only to the samples.



16-280-0204  
02537  
10-06-2016  
14:43:36

ADDRESS:  
10  
3227  
S Park, FL 33780

PROJECT # 29-0750			PROJECT NAME Pinellas County Pelletizer			LABORATORY: WAMPPOINT	
SAMPLERS (Signature) <i>Will Reyes</i>		(Print) WILL REYES					
SAMPLE NUMBER	DATE	TIME	SAMPLE SIZE	COMP.	GRAB	WATER	SOIL
PERUET	10-5-16	21:42	10 oz	✓			
						✓	

90143

SAMPLE NUMBER	DATE	TIME	NO. OF CONTAINERS	PARAMETERS																		SAMPLE LOCATION	REMARKS		
				ppm MANGANESE Mn	ppm COPPER Cu	ppm ZINC Zn	% AMMONIA NITROGEN	ppm NITRATE NITROGEN	ppm CADMIUM Cd	ppm CHROMIUM Cr	ppm NICKEL Ni	ppm LEAD Pb	ppm ARSENIC As	ppm MERCURY Hg	ppm SELENIUM Se	PH	% VOLATILE SOLIDS	% ORGANIC NITROGEN	ppm MOLYBDENUM Mo	SPECIFIC GRAVITY	% T.T.S.			BORON	PCB'S
PERUET	10-5-16	21:42	2	✓	✓	✓	✓	✓	✓	✓	✓	✓	✓	✓	✓	✓	✓	✓	✓	✓	✓	✓	✓	Final bin	

Reference for Section III. a(ii) and b(ii)

Relinquished By: (Signature) <i>Will Reyes</i>	Date/Time 10-5-16 0800	Received by: (Signature)	
Relinquished By: (Signature) <i>Will Reyes</i>	Date/Time 10-5-16 0800	Received for Laboratory by: (Signature) <i>Will Reyes</i>	1:26 pm
Remarks <i>below 6°C (M)</i>			

# Reference for Section III. a(ii) and b(ii)

Page: 1 of 2

Report Number: 16-308-0203

Account Number: 02537



7621 Whitepine Road, Richmond, VA 23237

Main 804-743-9401 ° Fax 804-271-6446

www.waypointanalytical.com

Send To: Synagro FL (29-0750)  
Matthew Busch  
PO Box 3227  
Pinellas Park, FL 33780

Project : Pinellas County Pelletizer

Lab Number : 60506

Sample Id : Pellet

## REPORT OF ANALYSIS

Date Sampled: 11/2/2016 00:00:00

Date Received: 11/03/2016 00:00

Date Reported: 11/09/2016

PARAMETER	RESULT (%)	RESULT (mg/kg)	QUANTITATION LIMIT (mg/kg*)	ANALYST	ANALYSIS DATE/TIME	METHOD
Total Solids *	92.87	928700	100.0	R D	11/03/2016 15:15	SM-2540G
Moisture *	7.12		100.0	R D	11/03/2016 15:15	SM-2540G
Total Kjeldahl Nitrogen	4.91	49100	10.0	JM	11/04/2016 09:45	SM-4500-NH3C-TKN
Total Phosphorus	3.38	33800	100	SJB	11/09/2016 11:13	6010C
Total Potassium	0.31	3070	100	SJB	11/09/2016 11:13	6010C
Total Sulfur	1.21	12100	100	SJB	11/09/2016 11:13	6010C
Total Calcium	3.20	32000	100	SJB	11/09/2016 11:13	6010C
Total Magnesium	0.68	6800	100	SJB	11/09/2016 11:13	6010C
Total Sodium	0.17	1660	100	SJB	11/09/2016 11:13	6010C
Total Iron		10100	100	SJB	11/09/2016 11:13	6010C
Total Manganese		198	5.00	SJB	11/09/2016 11:13	6010C
Total Copper		566	5.00	SJB	11/09/2016 11:13	6010C
Total Zinc		742	5.00	SJB	11/09/2016 11:13	6010C
Ammonia Nitrogen	0.42	4220	10.0	JM	11/04/2016 09:45	SM-4500-NH3C
Organic N	4.49	44880	10.0		11/04/2016 09:45	CALCULATION
Nitrate+Nitrite-N		5.65	1.25	SJB	11/04/2016 13:54	4500NO3F-2011
Total Cadmium		<2.00	2.00	SJB	11/09/2016 11:13	6010C

All values are on a dry weight basis except as noted by asterisk. Detection limit on all N series is on a wet basis.

Our reports and letters are for the exclusive and confidential use of our clients, and may not be reproduced in whole or part, nor may any reference be made to the work, the results, or the company in any advertising, news release, or other public announcements without obtaining our prior written authorization.

A handwritten signature in black ink that reads "Debbie Holt".

Debbie Holt  
Laboratory Supervisor

# Reference for Section III. a(ii) and b(ii)

Page: 2 of 2

Report Number: 16-308-0203

Account Number: 02537



7621 Whitepine Road, Richmond, VA 23237  
Main 804-743-9401 ° Fax 804-271-6446  
www.waypointanalytical.com

Send To: Synagro FL (29-0750)  
Matthew Busch  
PO Box 3227  
Pinellas Park, FL 33780

Project : Pinellas County Pelletizer

Lab Number : 60506

Sample Id : Pellet

## REPORT OF ANALYSIS

Date Sampled: 11/2/2016 00:00:00

Date Received: 11/03/2016 00:00

Date Reported: 11/09/2016

PARAMETER	RESULT (%)	RESULT (mg/kg)	QUANTITATION LIMIT (mg/kg*)	ANALYST	ANALYSIS DATE/TIME	METHOD
Total Nickel		24.0	5.00	SJB	11/09/2016 11:13	6010C
Total Lead		20.2	5.00	SJB	11/09/2016 11:13	6010C
Total Arsenic		17.3	3.00	SJB	11/09/2016 11:13	6010C
Total Mercury		<0.400	0.400	JM	11/07/2016 09:50	SW-7471B
Total Selenium		5.70	5.00	SJB	11/09/2016 11:13	6010C
pH (Standard Units) *	7.00			JM	11/04/2016 09:45	SW-9045D
Calcium Carbonate Equivalent	3.86	38600	2500	R D	11/04/2016 10:40	AOAC 955.01
Total Volatile Solids	65.81	658100	100.0	R D	11/03/2016 15:15	SM-2540G
Total Molybdenum		9.50	5.00	SJB	11/09/2016 11:13	6010C
Total Boron		64.4	3.00	SJB	11/09/2016 11:13	6010C
Specific Gravity (standard units) *		1.2900		JM	11/04/2016 12:40	ASTM D-1298-85

### Comments:

NELAP ACCREDITED: VA NELAC LAB. # 460014. PA NELAC LAB # 68-03109, FL NELAC LAB # E871087, NJ NELAC LAB # VA011. RESULTS REPORTED MEET ALL REQUIREMENTS OF THE CURRENT NELAC STANDARDS. SPECIFIC GRAVITY, SULFUR AND ORGANIC NITROGEN NOT FOR COMPLIANCE PURPOSES. CCE FOR COMPLIANCE IN VIRGINIA AND PENNSYLVANIA ONLY.

All values are on a dry weight basis except as noted by asterisk. Detection limit on all N series is on a wet basis.

Our reports and letters are for the exclusive and confidential use of our clients, and may not be reproduced in whole or part, nor may any reference be made to the work, the results, or the company in any advertising, news release, or other public announcements without obtaining our prior written authorization.

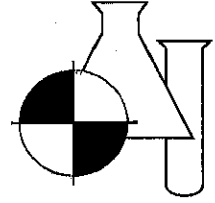
A handwritten signature in black ink that reads "Debbie Holt".

Debbie Holt  
Laboratory Supervisor



# BENCHMARK

*EnviroAnalytical Inc.*



NELAC Certification #E84167

## ANALYTICAL TEST REPORT

THESE RESULTS MEET NELAC STANDARDS

Submission Number : 16110001

Synagro  
P.O. Box 3227  
Pinellas Park, FL 33780

Project Name : PINELLAS COUNTY PELLETIZER  
Date Received : 11/01/2016  
Time Received : 0916

Submission Number:	16110001	Sample Date:	11/01/2016
Sample Number:	001	Sample Time:	0805
Sample Description:	Final Elevator	Sample Method:	Grab

Parameter	Result	Units	MDL	Procedure	Analysis Date/Time	Analyst
PH	7.00 Q	UNITS		9045	11/01/2016 10:47	SW
TOTAL SOLIDS	91.1	% DRY WT	0.1	SM2540G	11/03/2016 09:37	NS
FECAL COLIFORM BY MPN	0.198 U	#/GRAM	0.198	SM9221E	11/01/2016 09:52	KD

All values reported in UG/KG or MG/KG are on a dry weight basis

*Tülay Tanrısever*  
Dale D. Dixon / Laboratory Director

11/04/2016

Date

Tülay Tanrısever / QC Officer

Deborah A. Murphy / Project Manager

**DATA QUALIFIERS THAT MAY APPLY:**

I = Reported value is between the laboratory MDL and the PQL.  
J2 = Estimated value. No control criteria exists for this component.  
J3 = Estimated value. Quality control criteria for precision or accuracy not met.  
J4 = Estimated value. Sample matrix interference suspected.  
L = Off-scale high. Value is known to be > the value reported.  
Q = Sample held beyond accepted hold time.  
U = Analyte analyzed but not detected at the value indicated.  
V = Analyte detected in sample and method blank.  
Y = Analysis performed on an improperly preserved sample. Data may be inaccurate.  
Z = Too many colonies were present (TNTC). The numeric value represents the filtration volume.

**NOTES:**

PQL = 4xMDL.  
X = Value exceeds MCL.  
2: SOUR calculations are based on Total Solids.  
J2: Per client request, analysis conducted without method blank.

For questions and comments regarding these results, please contact us at (941) 723-9986.

Results relate only to the samples.

**SYNAGRO**

5900 74th Street North  
St. Petersburg, FL 33709

Phone (727) 546-2875  
Fax (727) 546-7432

**CHAIN OF CUSTODY RECORD**

MAILING ADDRESS:  
**SYNAGRO**  
P.O. Box 3227  
Pinellas Park, FL 33780

No 0400 16110001

PROJECT #	PROJECT NAME	LABORATORY:	NO. OF CONTAINERS	CONTAINER TYPE	% SOLIDS	% NITROGEN N	% PHOSPHORUS P	% POTASSIUM K	% SULFUR S	% CALCIUM Ca	% MAGNESIUM Mg	% SODIUM Na	ppm IRON Fe	SAMPLE LOCATION
# 29-0750	Pinellas County Pelletizer	Benchmark K												
SAMPLERS (Signature)	(Print) MATT BUSCH													
SAMPLE NUMBER	DATE	TIME	SAMPLE SIZE	COMP	GRAB	WATER	SOIL	SLUDGE	FIL. TERED	ACID. FED.	ICED			
Pellet	11/16/08	05:00Z			X			X			X			Final Elevator

SAMPLE NUMBER	DATE	TIME	NO. OF CONTAINERS	ppm MANGANESE Mn	ppm COPPER Cu	ppm ZINC Zn	% AMMONIA NITROGEN	ppm NITRATE NITROGEN	ppm CADMIUM Cd	ppm CHROMIUM Cr	ppm NICKEL Ni	ppm LEAD Pb	ppm ARSENIC As	ppm MERCURY Hg	ppm SEL ENIUM Se	PH	% VOLATILE SOLIDS	% ORGANIC NITROGEN	ppm MOLYBDENUM Mo	SPECIFIC GRAVITY	% T.S.	BOIRON	PBS.	FECAL COLIFORM	SAMPLE LOCATION	REMARKS	
Pellet	11/16/08	05:00														X									X	Final Elevator	

Relinquished By: (Signature)	Date/Time	11/16 0916	Received by: (Signature)	Date/Time	
(Print) MATT BUSCH			(Print) Annahtensen		
Relinquished By: (Signature)	Date/Time		Received for Laboratory by: (Signature)	Date/Time	
(Print) MATT BUSCH			(Print) Annahtensen		
Page 2 of 2			Remarks	Temp, 3.0°C	92.93%

**SYNAGRO**

5900 74th Street North  
St. Petersburg, FL 33709

Phone (727) 546-2875

Fax (727) 546-7432

CHAI



Svnaqro FL (29-0750)  
Pinellas County Pelletizer

16-308-0203  
02537  
11-03-2016  
13:57:52

MAILING ADDRESS:

**SYNAGRO**  
Box 3227  
Pinellas Park, FL 33780

PROJECT # 29-0750		PROJECT NAME Pinellas County Pelletizer		LABORATORY WAYPOINT		PARAMETERS														SAMPLE LOCATION																		
SAMPLERS (Signature) <i>William Reyes</i>			(Print) William Reyes			CONTAINER TYPE	NO. OF CONTAINERS	% SOLIDS	% NITROGEN N	% PHOSPHORUS P	% POTASSIUM K	% SULFUR S	% CALCIUM Ca	% MAGNESIUM Mg	% SODIUM Na	ppm IRON Fe											SAMPLE LOCATION											
SAMPLE NUMBER	DATE	TIME	SAMPLE SIZE	COMIP.	GRAB	WATER	SOIL	SLUDGE	FIL-TERED	ACIDI-FIED	ICED																									SAMPLE LOCATION		
PELLET	11/2/16	24 HR COMP.	10 OZ	✓				✓			✓	PL	2	X	X	X	X	X	X	X	X	X	X	X	X	X	X	X	X									

60506

SAMPLE NUMBER	DATE	TIME	NO. OF CONTAINERS	PARAMETERS																	SAMPLE LOCATION	REMARKS																
				ppm MANGANESE Mn	ppm COPPER Cu	ppm ZINC Zn	% AMMONIA NITROGEN	ppm NITRATE NITROGEN	ppm CADMIUM Cd	ppm CHROMIUM Cr	ppm NICKEL Ni	ppm LEAD Pb	ppm ARSENIC As	ppm MERCURY Hg	ppm SELENIUM Se	PH	% VOLATILE SOLIDS	% ORGANIC NITROGEN	ppm MOLYBDENUM Mo	SPECIFIC GRAVITY			% T.T.S.	BORON	PCB'S	FECAL COLIFORM												
PELLET	11/2/16	24 HR	2	X	X	X	X	X	X		X	X	X	X	X	X	X	X	X	X	X	X	X	X	X	X	X										Final bin	

50012  
50140  
50286

Relinquished By: (Signature) <i>William Reyes</i> (Print) William Reyes	Date/Time 11/2/16 12:00	Received by: (Signature)	
Relinquished By: (Signature) FedEx 7776 1756 4029 (Print)	Date/Time 11/3/16 10:20am	Received for Laboratory by: (Signature) <i>[Signature]</i> (Print)	Remarks below 6°C (19°C)

White and Yellow Copies with Shipment - Pink Copy for File

**Reference for Section III. a(ii) and b(ii)**

SYNAGRO

5900 74th Street North  
St. Petersburg, FL 33709

Phone (727) 546-2875  
Fax (727) 546-7432

### CHAIN OF CUSTODY RECORD

# No. 0401

MAILING ADDRESS:  
**SYNAGRO**  
P.O. Box 3227  
Pinellas Park, FL 33780

PROJECT # 29-0750	PROJECT NAME Pinellas County Pelletizer	LABORATORY WAYPOINT	PARAMETERS														SAMPLE LOCATION										
SAMPLERS (Signature) <i>William Reyes</i>			(Print) <i>William Reyes</i>										CONTAINER TYPE	NO. OF CONTAINERS	% SOLIDS	% NITROGEN N	% PHOSPHORUS P	% POTASSIUM K	% SULFUR S	% CALCIUM Ca	% MAGNESIUM Mg	% SODIUM Na	ppm IRON Fe				
SAMPLE NUMBER	DATE	TIME	SAMPLE SIZE	COMP.	GRAB	WATER	SOIL	SLUDGE	FIL-TERED	ACIDI-FIED	ICED	CONTAINER TYPE	NO. OF CONTAINERS	% SOLIDS	% NITROGEN N	% PHOSPHORUS P	% POTASSIUM K	% SULFUR S	% CALCIUM Ca	% MAGNESIUM Mg	% SODIUM Na	ppm IRON Fe					
PELLET	11/2/16	24 hr comp.	10 oz	✓				✓			✓	PL	2	X	X	X	X	X	X	X	X						Ⓢ

60505 (60506)

SAMPLE NUMBER			DATE			TIME			PARAMETERS														SAMPLE LOCATION	REMARKS			
NO. OF CONTAINERS		ppm MANGANESE Mn	ppm COPPER Cu	ppm ZINC Zn	% AMMONIA NITROGEN	ppm NITRATE NITROGEN	ppm CADMIUM Cd	ppm CHROMIUM Cr	ppm NICKEL Ni	ppm LEAD Pb	ppm ARSENIC As	ppm MERCURY Hg	ppm SELENIUM Se	PH	% VOLATILE SOLIDS	% ORGANIC NITROGEN	ppm MOLYBDENUM Mo	SPECIFIC GRAVITY	% T.T.S.	BORON	PCB'S	FECAL COLIFORM					
PELLET	11/2/16	24 hr	2	X	X	X	X	X	X	X	X	X	X	X	X	X	X	X	X	X	X					Final bin	

50012  
50140  
50286

50348  
50446  
50457  
50490  
50510

50555  
50150  
50673  
50760  
50240

Relinquished By: (Signature) <i>William Reyes</i>	Date/Time 11/2/16 1200	Received by: (Signature)
(Print) <i>William Reyes</i>		(Print)
Relinquished By: (Signature) <i>RedEx 7776 1756 4029</i>	Date/Time 11/3/16 10:20am	Received for Laboratory by: (Signature) <i>Mag...</i>
(Print)		(Print)

Date/Time	Remarks below 6°C (M)
-----------	-----------------------

White and Yellow Copies with Shipment - Pink Copy for File

Reference for Section III. a(ii) and b(ii)

# Reference for Section III. a(ii) and b(ii)

Page: 1 of 2

Report Number: 16-342-0201

Account Number: 02537



7621 Whitepine Road, Richmond, VA 23237  
Main 804-743-9401 ° Fax 804-271-6446  
www.waypointanalytical.com

Send To: Synagro FL (29-0750)  
Matthew Busch  
PO Box 3227  
Pinellas Park, FL 33780

Project : Pinellas County Pelletizer

Lab Number : 61100

Sample Id : Pellet

## REPORT OF ANALYSIS

Date Sampled: 12/6/2016 00:00:00

Date Received: 12/07/2016 00:00

Date Reported: 12/22/2016

PARAMETER	RESULT (%)	RESULT (mg/kg)	QUANTITATION LIMIT (mg/kg*)	ANALYST	ANALYSIS DATE/TIME	METHOD
Total Solids *	90.98	909800	100.0	D H	12/07/2016 16:00	SM-2540G
Moisture *	9.01		100.0	D H	12/07/2016 16:00	SM-2540G
Total Kjeldahl Nitrogen	5.01	50100	10.0	JM	12/09/2016 09:30	SM-4500-NH3C-TKN
Total Phosphorus	3.00	30000	100	JTR	12/21/2016 20:36	6010C
Total Potassium	0.21	2130	1000	JTR	12/21/2016 20:40	6010C
Total Sulfur	1.20	12000	100	JTR	12/21/2016 20:36	6010C
Total Calcium	3.19	31900	1000	JTR	12/21/2016 20:40	6010C
Total Magnesium	0.59	5890	100	JTR	12/21/2016 20:36	6010C
Total Sodium	0.16	1580	100	JTR	12/21/2016 20:36	6010C
Total Iron		10200	100	JTR	12/21/2016 20:36	6010C
Total Manganese		193	5.00	JTR	12/21/2016 20:36	6010C
Total Copper		542	5.00	JTR	12/21/2016 20:36	6010C
Total Zinc		631	5.00	JTR	12/21/2016 20:36	6010C
Ammonia Nitrogen	0.43	4250	10.0	SJB	12/08/2016 09:10	SM-4500-NH3C
Organic N	4.58	45850	10.0		12/08/2016 09:10	CALCULATION
Nitrate+Nitrite-N		<11.8	11.8	SJB	12/13/2016 12:09	4500NO3F-2011
Total Cadmium		<2.00	2.00	JTR	12/21/2016 20:36	6010C

All values are on a dry weight basis except as noted by asterisk. Detection limit on all N series is on a wet basis.

Our reports and letters are for the exclusive and confidential use of our clients, and may not be reproduced in whole or part, nor may any reference be made to the work, the results, or the company in any advertising, news release, or other public announcements without obtaining our prior written authorization.

A handwritten signature in black ink that reads "Debbie Holt".

Debbie Holt  
Laboratory Supervisor

# Reference for Section III. a(ii) and b(ii)

Page: 2 of 2

Report Number: 16-342-0201

Account Number: 02537



7621 Whitepine Road, Richmond, VA 23237  
Main 804-743-9401 ° Fax 804-271-6446  
www.waypointanalytical.com

Send To: Synagro FL (29-0750)  
Matthew Busch  
PO Box 3227  
Pinellas Park , FL 33780

Project : Pinellas County Pelletizer

Lab Number : 61100

Sample Id : Pellet

## REPORT OF ANALYSIS

Date Sampled: 12/6/2016 00:00:00

Date Received: 12/07/2016 00:00

Date Reported: 12/22/2016

PARAMETER	RESULT (%)	RESULT (mg/kg)	QUANTITATION LIMIT (mg/kg*)	ANALYST	ANALYSIS DATE/TIME	METHOD
Total Chromium		64.2	5.00	JTR	12/21/2016 20:36	6010C
Total Nickel		23.9	5.00	JTR	12/21/2016 20:36	6010C
Total Lead		18.5	5.00	JTR	12/21/2016 20:36	6010C
Total Arsenic		12.8	3.00	JTR	12/21/2016 20:36	6010C
Total Mercury		0.920	0.400	JM	10/12/2016 09:55	SW-7471B
Total Selenium		5.54	5.00	JTR	12/21/2016 20:36	6010C
pH (Standard Units) *	7.38		1.00	SJB	12/08/2016 09:10	SW-9045D
Calcium Carbonate Equivalent	6.30	63000	2500	MOS	12/09/2016 13:00	AOAC 955.01
Total Volatile Solids	65.88	658800	100.0	D H	12/07/2016 16:00	SM-2540G
Total Molybdenum		10.6	5.00	JTR	12/21/2016 20:36	6010C
Total Boron		57.0	3.00	JTR	12/21/2016 20:36	6010C
Specific Gravity (standard units) *		1.3060		JM	12/09/2016 14:10	ASTM D-1298-85

### Comments:

NELAP ACCREDITED: VA NELAC LAB. # 460014. PA NELAC LAB # 68-03109, FL NELAC LAB # E871087, NJ NELAC LAB # VA011. RESULTS REPORTED MEET ALL REQUIREMENTS OF THE CURRENT NELAC STANDARDS. SPECIFIC GRAVITY, SULFUR AND ORGANIC NITROGEN NOT FOR COMPLIANCE PURPOSES. CCE FOR COMPLIANCE IN VIRGINIA AND PENNSYLVANIA ONLY.

All values are on a dry weight basis except as noted by asterisk. Detection limit on all N series is on a wet basis.

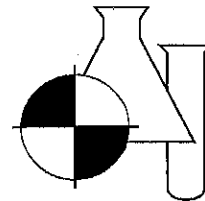
*Our reports and letters are for the exclusive and confidential use of our clients, and may not be reproduced in whole or part, nor may any reference be made to the work, the results, or the company in any advertising, news release, or other public announcements without obtaining our prior written authorization.*

A handwritten signature in black ink that reads "Debbie Holt".

Debbie Holt  
Laboratory Supervisor

# BENCHMARK

## EnviroAnalytical Inc.



NELAC Certification #E84167

### ANALYTICAL TEST REPORT

THESE RESULTS MEET NELAC STANDARDS

Submission Number : 16120008


Synagro  
P.O. Box 3227  
Pinellas Park, FL 33780

Project Name : PINELLAS COUNTY PELLETIZER  
Date Received : 12/01/2016  
Time Received : 1023

Submission Number:	16120008	Sample Date:	12/01/2016
Sample Number:	001	Sample Time:	0930
Sample Description:	Final Elevator	Sample Method:	Grab

Parameter	Result	Units	MDL	Procedure	Analysis Date/Time	Analyst
PH	6.85 Q	UNITS		9045	12/01/2016 11:25	SW
TOTAL SOLIDS	92.0	% DRY WT	0.1	SM2540G	12/02/2016 10:59	NS
FECAL COLIFORM BY MPN	0.196 U	#/GRAM	0.196	SM9221E	12/01/2016 10:45	KD

All values reported in UG/KG or MG/KG are on a dry weight basis

  
Dale D. Dixon / Laboratory Director

12/06/2016

Date

Tülay Tanrısever / QC Officer

Deborah A. Murphy / Project Manager

**DATA QUALIFIERS THAT MAY APPLY:**

I = Reported value is between the laboratory MDL and the PQL.  
 J2 = Estimated value. No control criteria exists for this component.  
 J3 = Estimated value. Quality control criteria for precision or accuracy not met.  
 J4 = Estimated value. Sample matrix interference suspected.  
 L = Off-scale high. Value is known to be > the value reported.  
 Q = Sample held beyond accepted hold time.  
 U = Analyte analyzed but not detected at the value indicated.  
 V = Analyte detected in sample and method blank.  
 Y = Analysis performed on an improperly preserved sample. Data may be inaccurate.  
 Z = Too many colonies were present (TNTC). The numeric value represents the filtration volume.

**NOTES:**

PQL = 4xMDL.  
 X = Value exceeds MCL.  
 2: SOUR calculations are based on Total Solids.  
 J2: Per client request, analysis conducted without method blank.

For questions and comments regarding these results, please contact us at (941) 723-9986.

Results relate only to the samples.

Reference for Section III. a(ii) and b(ii)

**SYNAGRO**  
5900 74th Street North  
St. Petersburg, FL 33709

**CHAIN OF CUSTODY RECORD**

No 0402 16120008

MAILING ADDRESS:  
**SYNAGRO**  
P.O. Box 3227  
Pinellas Park, FL 33780

PROJECT #	PROJECT NAME	LABORATORY:	PARAMETERS																					
# 29-0750	Pinellas County <b>Pelletizer</b>																							
SAMPLERS (Signature)	(Print) William Reyes																							
SAMPLE NUMBER	DATE	TIME	SAMPLE SIZE	COMP.	GRAB	WATER	SOIL	SLUDGE	FIL-TERED	ACID-FED	ICED	CONTAINER TYPE	NO. OF CONTAINERS	% SOLIDS	% NITROGEN N	% PHOSPHORUS P	% POTASSIUM K	% SULFUR S	% CALCIUM Ca	% MAGNESIUM Mg	% SODIUM Na	ppm IRON Fe	SAMPLE LOCATION	
Pellet	12/1/16	0930	8 oz		✓			✓			✓	PL 1	1											Final bin

SAMPLE NUMBER	DATE	TIME	NO. OF CONTAINERS	ppm MANGANESE Mn	ppm COPPER Cu	ppm ZINC Zn	% AMMONIA NITROGEN	ppm NITRATE NITROGEN	ppm CADMIUM Cd	ppm CHROMIUM Cr	ppm NICKEL Ni	ppm LEAD Pb	ppm ARSENIC As	ppm MERCURY Hg	ppm SELENIUM Se	PH	% VOLATILE SOLIDS	% ORGANIC NITROGEN	ppm MOLYBDENUM Mo	SPECIFIC GRAVITY	% T.S.	BORON	POB'S	FECAL COLIFORM	REMARKS	
Pellet	12/1/16	0930	1													✓									Final bin	

Relinquished By: (Signature) <i>[Signature]</i>	Date/Time 12/1/16 1023	Received by: (Signature) <i>[Signature]</i>	Date/Time
(Print) Matt Busch		(Print) Annak Jensen	
Relinquished By: (Signature)	Date/Time	Received for Laboratory by: (Signature)	Date/Time
(Print) 2 of 2		(Print)	

Temp. 44°C



# Reference for Section III. a(ii) and b(ii)

**SYNAGRO**  
5900 74th Street North  
St. Petersburg, FL 33709  
Phone (727) 546-2875  
Fax (727) 546-7432

CHAIN OF CUST  
No 0



16-342-0201  
02537  
12-07-2016  
10:51:33  
Synagro FL (29-0750)  
Pinellas County Pelletizer

PROJECT # 29-0750 PROJECT NAME Pinellas County Pelletizer LABORATORY: WAP POINT

SAMPLERS (Signature) Willie Rogers	DATE	TIME	SAMPLE SIZE	COMP.	GRAB	WATER	SOIL	SLUDGE	FIL-TERED	ACIDI-FIED	ICED	CONTAINER TYPE			
												NO. OF CONTAINERS	SAMPLE LOCATION		
Pellet	12/6/16	24th & COMB	10 02	<input checked="" type="checkbox"/>				<input checked="" type="checkbox"/>			<input checked="" type="checkbox"/>	PL	2		

01100

SAMPLE NUMBER	DATE	TIME	NO. OF CONTAINERS	PARAMETERS																	SAMPLE LOCATION	REMARKS			
				ppm MANGANESE Mn	ppm COPPER Cu	ppm ZINC Zn	% AMMONIA NITROGEN	ppm NITRATE NITROGEN	ppm CADMIUM Cd	ppm CHROMIUM Cr	ppm NICKEL Ni	ppm LEAD Pb	ppm ARSENIC As	ppm MERCURY Hg	ppm SELENIUM Se	PH	% VOLATILE SOLIDS	% ORGANIC NITROGEN	ppm MOLYBDENUM Mo	SPECIFIC GRAVITY			%T.T.S.	BORON	PCB'S
Pellet	12/6/16	24th COMP.	2	<input checked="" type="checkbox"/>	<input checked="" type="checkbox"/>	<input checked="" type="checkbox"/>	<input checked="" type="checkbox"/>	<input checked="" type="checkbox"/>	<input checked="" type="checkbox"/>	<input checked="" type="checkbox"/>	<input checked="" type="checkbox"/>	<input checked="" type="checkbox"/>	<input checked="" type="checkbox"/>	<input checked="" type="checkbox"/>	<input checked="" type="checkbox"/>	<input checked="" type="checkbox"/>	<input checked="" type="checkbox"/>	<input checked="" type="checkbox"/>	<input checked="" type="checkbox"/>	<input checked="" type="checkbox"/>	<input checked="" type="checkbox"/>	<input checked="" type="checkbox"/>	<input checked="" type="checkbox"/>	bucket elevated for	

Relinquished By: (Signature) [Signature] (Print) Date/Time 12-6-16 1200 Received by: (Signature) [Signature] (Print)

Relinquished By: (Signature) Will Reyes (Print) Date/Time 12/7/16 10:45 Received for Laboratory by: (Signature) [Signature] (Print)

Temp below 60°F

White and Yellow Copies with Shipment - Pink Copy for File  
Date/Time: \_\_\_\_\_  
Remarks: \_\_\_\_\_

**PINELLAS COUNTY UTILITIES**

**Biosolids Analysis Data Summary - Final Product (Pellets)**

**CY 2016**

**South Cross Bayou WRF - 2016**

Parameter	503 Table 3 (mg/dry Kg) AA Product	Sampling Month												Total	Annual Avg	Minimum	Maximum
		January	February	March	April	May	June	July	August	September	October	November	December				
Dry Tons Produced		574.40	653.03	616.59	540.81	474.01	509.99	477.89	546.07	453.34	624.91	498.74	666.56	<b>6,636.34</b>	553.03	453.34	666.56
Total Nitrogen - N (% dry wt)		5.55	5.60	5.48	5.70	5.53	5.19	4.15	5.08	4.52	4.77	4.91	5.01		5.12	4.15	5.70
Total Phosphorus (% dry wt)		3.4	3.0	2.9	3.1	2.9	3.2	3.2	3.3	3.2	2.9	3.4	3.0		3.1	2.9	3.4
% Total Solids		92.1	90.5	93.7	93.3	91.8	92.5	93.3	90.1	91.4	92.0	91.1	92.0		92.0	90.1	93.7
pH (std units)		7.37	6.95	7.06	6.96	6.93	6.97	6.43	7.06	7.25	7.18	7.00	6.85		7.00	6.43	7.37
Potassium (% dry wt)		0.25	0.36	0.23	0.23	0.21	0.24	0.18	0.23	0.29	0.22	0.31	0.21		0.25	0.18	0.36
Cadmium (mg/Kg)	39	2.0 U	2.0	2.0	2.0	2.0 U	2.0	2.0	2.0	2.0	2.0 U	2.0 U	2.0 U		2.0	2.0	2.0
Copper (mg/Kg)	1500	560	466	480	511	497	527	556	531	511	557	566	542		525	466	566
Lead (mg/Kg)	300	15	16	17	18	16	18	23	20	20	23	20	19		19	15	23
Nickel (mg/Kg)	420	25	20	23	26	23	24	28	23	25	26	24	24		24	20	28
Zinc (mg/Kg)	2800	725	617	625	685	645	664	765	708	640	631	742	631		673	617	765
Selenium (mg/Kg)	100	5.0	6.0	5.0	5.0 U	5.0	5.0	7.0	5.0	5.0	5.0	5.7	5.5		5.4	5.0	7.0
Molybdenum (mg/Kg)	75	10.0	8.0	10.0	10.0	10.0	10.0	12.0	10.0	9.0	9.0	9.5	10.6		9.8	8.0	12.0
Mercury (mg/Kg)	17	0.40 U	0.60	0.60	0.40 U	0.50	0.60	0.40 U	0.40	1.11	0.53	0.40 U	0.92		0.57	0.40	1.11
Arsenic (mg/Kg)	41	7.0	8.0	9.0	7.0	7.0	8.0	13.0	11.0	13.4	17.0	17.3	12.8		10.88	7.0	17.3
Fecal Coliform (MPN/gram total solids)	1000	0.195	0.199	0.192	0.193	0.196	0.195	0.193	0.200	5.900	0.221	0.198	0.196		0.673	0.192	5.900

Dry Tons Produced = South Cross Bayou WRF, W.E Dunn WRF  
H:/users/excel/biosolid/biosolids summary data/2013 biosolids summary

PINELLAS COUNTY UTILITIES

Biosolids Analysis Data Summary - Digested Sludge

CY 2016

South Cross Bayou AWRF-2016

Parameter	503 Table 3 (mg/dry Kg)	Sampling Month								Annual Avg	Minimum	Maximum			
		February	April	June	August	October	December								
Total Nitrogen - N (% dry wt)		4.5	3.4	6.3	3.1	4.0	6.2			4.58	3.10	6.3			
Kjeldahl Nitrogen - N (% dry wt)		4.5	3.4	6.3	3.1	4.0	6.2			4.58	3.10	6.3			
Nitrite + Nitrate - N (% dry wt)		0.0041	0.0030	0.0026	0.0016	0.0027	U	0.0035		0.0029	0.0016	0.0041			
Total Phosphorus (% dry wt)		2.8	1.7	3.4	2.8	2.6	3.7			2.8	1.7	3.7			
% Total Solids		3.20	4.10	4.00	3.9	4.30	4.00			3.92	3.20	4.30			
pH (std units)		7.30	7.40	7.50	7.70	7.60	0.96			6.41	0.96	7.70			
Potassium (% dry wt)		0.31	1480*	2640*	2100*	2760*	2040*			0.31	0.3	0.31			
Cadmium (mg/Kg)	39	1.8	0.9	1.3	0.6	U	0.54	U	0.8	U	1.0	0.5	1.8		
Copper (mg/Kg)	1500	500	276	578	496	477	437			461	276	578			
Lead (mg/Kg)	300	32	11.8	13.3	24.9	26.1	83			32	12	83			
Nickel (mg/Kg)	420	17	11	23	23.6	18.5	18			18	11	24			
Zinc (mg/Kg)	2800	690	299	687	614	525	540			559	299	690			
Selenium (mg/Kg)	100	17	I	4	11	I	8	U	12.9	I	12	U	11	4	17
Chromium (mg/Kg)	1200	42	24	56	55	50	48			46	24	56			
Molybdenum (mg/Kg)	75	11	6	11	I	10	I	12	10	I	10	6	12		
Mercury (mg/Kg)	17	0.25	I	0.15	0.37	0.33	0.43	0.75		0.38	0.15	0.75			
Arsenic (mg/Kg)	41	2.2	U	3.4	6.0	U	10.8	I	20.0	8.2	I	8.4	2.2	20	
Fecal Coliform (#/gm dry wt, geo mean)		432346	745147	249664	199981	74671	74419			296038	74419	745147			

H:/users/excel/biosolid/biosolids annual summary/2013 biosolids summary

Note: March 3, 1997, Adjusted concentration maximum value of Molybdenum from 18 to 75 mg/Kg

Potassium reported as mg/kg beginning with April 2016 samples



# Florida Department of Environmental Protection

Southwest District Office  
13051 North Telecom Parkway, Suite 101  
Temple Terrace, Florida 33637-0926

Rick Scott  
Governor

Carlos Lopez-Cantera  
Lt. Governor

Noah Valenstein  
Secretary

## STATE OF FLORIDA DOMESTIC WASTEWATER FACILITY PERMIT

**PERMITTEE:**

Pinellas County Utilities

**RESPONSIBLE OFFICIAL:**

Randi M. Kim, PE  
Utilities Director  
14 South Ft. Harrison Avenue  
Clearwater, Florida 33756  
[rkim@pinellascounty.org](mailto:rkim@pinellascounty.org)  
(727) 582-2304

**PERMIT NUMBER:**

FL0040436 (Major)

**FILE NUMBER:**

FL0040436-023-DW1P/NR

**ISSUE DATE:**

November 15, 2017

**EXPIRATION DATE:**

November 14, 2022

**FACILITY:**

South Cross Bayou AWWTF  
7401 - 54th Avenue North  
St. Petersburg, FL 33709-1374  
Pinellas County  
Latitude: 27°49' 33.2486" N      Longitude: 82°44' 31.9111" W

This permit is issued under the provisions of Chapter 403, Florida Statutes (F.S.), and applicable rules of the Florida Administrative Code (F.A.C.) and constitutes authorization to discharge to waters of the state under the National Pollutant Discharge Elimination System. This permit does not constitute authorization to discharge wastewater other than as expressly stated in this permit. The above named permittee is hereby authorized to operate the facilities in accordance with the documents attached hereto and specifically described as follows:

**WASTEWATER TREATMENT:**

An existing 33.0 million gallons per day (MGD) annual average daily flow (AADF) permitted capacity Type I dual train advanced domestic wastewater treatment plant consisting of the following components: an influent array which includes a pumping station with grinders and coarse screens, an influent line from Madeira Beach service area, an influent line from Boca Ciega/McKay Creek service areas and a septage receiving station with four holding tanks of 13,500 gallons each, totaling 54,000 gallons, and two septage transfer pumps; a headworks with three Hydro-Dyne mechanical screens, with bypasses, and a grit removal system consisting of fourteen free vortex grit removal units with two grit classifiers and associated de-watering equipment; and a flow splitter system which divides flow between the North and South trains.

The North train, rated at 18 MGD, consists of: five primary clarifiers of 3,000 ft<sup>2</sup> surface area each, for a total of 15,000 ft<sup>2</sup>, and a total volume of 1,687,500 gallons; two primary sludge pumps; two anoxic basins of 930,000 gallons each, providing a total capacity of 1,860,000 gallons, six secondary aeration basins using fine bubble membrane diffusers, two of 1,800,000 gallons volume, and four of 1,500,000 gallons volume, providing a total capacity of 9,600,000 gallons and four final clarifiers with a total surface area of 45,216 ft<sup>2</sup> and a total volume of 5,086,800 gallons.

The South train, rated at 15 MGD, consists of: four primary clarifiers of 3,000 ft<sup>2</sup> surface area each, for a total of 12,000 ft<sup>2</sup>, and a total volume of 1,350,000 gallons; two primary sludge pumps; three anoxic basins of 458,000 gallons each, providing a total capacity of 1,374,000 gallons, with four internal recycle pumps; six secondary aeration basins using fine bubble membrane

PERMITTEE: Pinellas County Utilities  
FACILITY: South Cross Bayou AWWTF

PERMIT NUMBER: FL0040436-023-DW1P/NR

diffusers, two of 1,338,500 gallons volume, and four of 1,330,000 gallons volume, providing a total capacity of 7,997,000 gallons and four final clarifiers with a total surface area of 45,216 ft<sup>2</sup> and a total volume of 5,086,800 gallons.

Effluent from both trains is directed to the filter feed pump station, wet well volume of 34,400 gallons, with seven vertical turbine pumps, thence through a static mixer basin to the de-nitrification filters. Excess effluent flow may be directed to the plant flow equalization basin from which it is returned to the filter feed wet well. The de-nitrification filter system consists of twelve automatically backwashed filter cells, with a total surface area of 9,863 ft<sup>2</sup> and a total volume of approximately 1,770,680 gallons. The denitrification filters system has a clearwell with a maximum volume of 392,000 gallons and a working volume of 98,000 gallons; and a mudwell with a working volume of 200,000 gallons. Backwash from the filter system is returned through the plant drainage system to the influent of the grit removal system.

Effluent from the de-nitrification filters can be directed to the dual channel chlorine contact chamber with a total volume of 1,350,000 gallons and to the UV disinfection system. Effluent to be discharged from the chlorine contact chamber is directed to the effluent transfer pumping station, withdrawn from the reclaimed water line, de-chlorinated with sulfur dioxide, mixed with the effluent from the UV system, reaerated with a dual channel aeration cascade and directed to the outfall described below. Public access reuse water is directed from the effluent transfer pumping station to three above ground storage tanks of 6,030,000 gallons each, providing a total on-site storage of 18,090,000 gallons. The reclaimed water is then directed to the Master Urban Reuse System and to on-site reclaimed water usage. This facility is designed to meet advanced wastewater treatment with high level disinfection.

Odor control facilities have been installed on the septage holding basin, the plant influent pumping station, the headworks mechanical screens and grit removal system, the grit de-watering system, and the biosolids treatment system. Chemical feeds are available. Alum and polymer may be added to the final clarifiers. Methanol and other carbon sources, alum, and polymer are available in the static mixer prior to the denitrification filters. Standby electrical power is provided by 10 autostart generators totaling 14,650 KW. There are also two standby diesel blower units available. A SCADA system is used for plant and pumping station monitor and control.

The existing biosolids treatment system consists of: two anaerobic digesters of 800,000 gallons capacity each, with a methane gas storage system, consisting of a gas/sludge storage tank with floating cover and associated piping and appurtenances; three rotary drum thickeners, three dewatering centrifuges and a polymer feed system and multiple sludge storage tanks, storing primary, waste activated, and thickened sludge, of 3,281,000 gallons total capacity. Supernatant/centrate is returned to the head of the South train through drainage lift station #1. De-watered unstabilized biosolids may be transported to a permitted Biosolids Management Facility for further treatment. The facility also consists of the operation of a biosolids pelletizing facility with a permitted capacity of 11,000 dry tons per year (DTY). The system consists of: a cake unloading facility; a wet storage bin; a gas fueled furnace (using either natural or digester gas); a rotary drum dryer; a mixer; a recycle bin; a pre-separator and poly-cyclone; a sub cooler and venturi scrubber; a vibrating screen and crusher; an induced draft fan; a regenerative thermal oxidizer; a pellet cooler heat exchanger; two 60 ton product storage silos; a truck loading facility; a fugitive dust system baghouse, building odor control and a 750 KW backup generator for emergency power supply. The operation is fully automated using PLC and PC-based interface applications for monitoring and control. Biosolids processed in the pelletizer may be disposed of by means of marketing and distribution. The pelletizing facility at the South Cross Bayou facility is designated as an 11,000 DTY Biosolids Treatment Facility and may accept unstabilized sludges from other Pinellas County wastewater treatment facilities for treatment.

#### **REUSE OR DISPOSAL:**

**Surface Water Discharge D-001:** An existing 20 MGD annual average daily flow (AADF) permitted discharge to Joe's Creek, Class III Marine waters, (WBID# 1668E). Joe's Creek flows into WBID 1641 of Cross Bayou Canal Class III Marine waters. Cross Bayou Canal flows into WBID 1618C of Long Bayou/Cross Bayou Class III Marine waters. The outfall structure is approximately 310-foot-long weir running parallel to the east bank of Joe's Creek overflowing through drain holes over rip-rap along the bank into the creek. The point of discharge is located approximately at latitude 27°49' 32" N, longitude 82°44' 36" W.

**Surface Water Discharges:** Golf course irrigation reclaimed water storage lakes which may intermittently discharge through the stormwater management and control system during storm events. These lakes are located at Belleview Biltmore Country Club Golf Course Pond # 1 (D-002) and Belleair Country Club Pond # 2 Golf Course (D-003). Each course will carry additional

Reference for Section III.d

PERMITTEE: Pinellas County Utilities  
FACILITY: South Cross Bayou AWWTF

PERMIT NUMBER: FL0040436-023-DW1P/NR

NPDES outfall designations as shown, and the lake discharge locations will be monitored in accordance for number of occurrences and duration of discharges.

**REUSE:**

**Land Application R-001:** An existing 33.0 MGD annual average daily flow (AADF) permitted capacity slow-rate public access (R-001) consisting of an existing Master Urban Reuse System. The system service area covering about 57 square miles is described in detail in Permit Condition Section IV and is shown on the map entitled "Pinellas County Reclaimed Water Service Area" dated July 29, 2002, provided by Pinellas County Utilities. The system provides reclaimed water to unincorporated Central Pinellas County as well as a number of incorporated users as listed in Permit Condition Section IV.

**IN ACCORDANCE WITH:** The limitations, monitoring requirements, and other conditions set forth in this cover sheet and Part I through Part IX on pages 3 through 32 of this permit.

PERMITTEE: Pinellas County Utilities  
 FACILITY: South Cross Bayou AWWTF

PERMIT NUMBER: FL0040436-023-DW1P/NR

## I. RECLAIMED WATER AND EFFLUENT LIMITATIONS AND MONITORING REQUIREMENTS

### A. Surface Water Discharges

1. During the period beginning on the effective date and lasting through the expiration date of this permit, the permittee is authorized to discharge effluent from Outfall D-001 to Joe's Creek. Such discharge shall be limited and monitored by the permittee as specified below and reported in accordance with Permit Condition I.C.8.:

Parameter	Units	Max/Min	Effluent Limitations		Monitoring Requirements			Notes
			Limit	Statistical Basis	Frequency of Analysis	Sample Type	Monitoring Site Number	
Flow	MGD	Max Max	20 Report	Annual Average Monthly Average	Continuous	Recording Flow Meter with Totalizer	FLW-01	See I.A.4
BOD, Carbonaceous 5 day, 20C	mg/L	Max Max Max	5.0 6.25 7.5	Annual Average Monthly Average Weekly Average	Monthly Monthly Monthly	24-hr FPC	EFA-01	
BOD, Carbonaceous 5 day, 20C	mg/L	Max	10.0	Single Sample	Daily; 24 hours	24-hr FPC	EFA-01	
Solids, Total Suspended	mg/L	Max Max Max	5.0 6.25 7.5	Annual Average Monthly Average Weekly Average	Monthly Monthly Monthly	24-hr FPC	EFA-01	
Solids, Total Suspended	mg/L	Max	10.0	Single Sample	Daily; 24 hours	24-hr FPC	EFA-01	
Nitrogen, Total	mg/L	Max Max Max	3.0 3.75 4.5	Annual Average Monthly Average Weekly Average	Monthly Monthly Monthly	24-hr FPC	EFA-01	
Nitrogen, Total	mg/L	Max	6.0	Single Sample	Daily; 24 hours	24-hr FPC	EFA-01	
Phosphorus, Total (as P)	mg/L	Max Max Max	1.0 1.25 1.5	Annual Average Monthly Average Weekly Average	Monthly Monthly Monthly	24-hr FPC	EFA-01	
Phosphorus, Total (as P)	mg/L	Max	2.0	Single Sample	Daily; 24 hours	24-hr FPC	EFA-01	
Solids, Total Suspended	mg/L	Max	5.0	Single Sample	Daily; 24 hours	Grab	EFA-01	
pH	s.u.	Min Max	6.5 8.5	Single Sample Single Sample	Continuous	Meter	EFA-02	See I.A.3
Coliform, Fecal, % less than detection	percent	Min	75	Monthly Total	Monthly	Calculated	EFA-01 EFA-02 EFA-03	See I.A.5
Coliform, Fecal	#/100mL	Max	25	Single Sample	Daily; 24 hours	Grab	EFA-01 EFA-02 EFA-03	

Reference for Section III.d

PERMITTEE: Pinellas County Utilities  
 FACILITY: South Cross Bayou AWWTF

PERMIT NUMBER: FL0040436-023-DW1P/NR

Parameter	Units	Max/Min	Effluent Limitations		Monitoring Requirements			Notes
			Limit	Statistical Basis	Frequency of Analysis	Sample Type	Monitoring Site Number	
Chlorine, Total Residual (For Disinfection)	mg/L	Min	1.0	Single Sample	Continuous	Meter	EFA-01	See I.A.3 and I.A.6
Chlorine, Total Residual (For Dechlorination)	mg/L	Max	0.01	Single Sample	Daily; 24 hours	Grab	EFD-02	
Enterococci	#/100mL	Max Max Max	Report 35 130	Single Sample Monthly Geometric Mean 90th percentile	Weekly Monthly Monthly	Grab Calculation Calculation	EFA-01 EFA-02 EFA-03	See I.A.7
Oxygen, Dissolved (DO)	mg/L	Min	5.0	Single Sample	Daily; 24 hours	Grab	EFD-01	
Chlorodibromomethane	ug/L	Max Max	34 Report	Annual Average Single Sample	Monthly Monthly	Grab	EFD-02	
Dichlorobromomethane	ug/L	Max Max	22 Report	Annual Average Single Sample	Monthly Monthly	Grab	EFD-02	
Chronic Whole Effluent Toxicity, 7-Day IC25 (Americamysis (Mysidopsis) bahia)	percent	Min	100	Single Sample	Quarterly	24-hr FPC	EFD-02	See I.A.9
Chronic Whole Effluent Toxicity, 7-Day IC25 (Menidia beryllina)	percent	Min	100	Single Sample	Quarterly	24-hr FPC	EFD-02	See I.A.9
Flow Rate	gpd	Max	Report	Daily Maximum	Continuous	Meter	FLW-04	
Ultraviolet Light Dosage	mW-s/sqcm	Min	100	Single Sample	Continuous	Meter	PPI-01 PPI-02	
Ultraviolet Light Transmittance	percent	Min	51	Single Sample	Continuous	Meter	EFB-01	
Ultraviolet Light Intensity	mW/sqcm	Min	Report	Single Sample	Continuous	Meter	PPI-01 PPI-02	
Turbidity	NTU	Min	Report	Single Sample	Continuous	Meter	EFB-01	



PERMITTEE: Pinellas County Utilities  
 FACILITY: South Cross Bayou AWWTF

PERMIT NUMBER: FL0040436-023-DW1P/NR

2. Effluent samples shall be taken at the monitoring site locations listed in Permit Condition I.A.1. and as described below:

Monitoring Site Number	Description of Monitoring Site
FLW-01	Flow to discharge outfall D001 measured by magnetic meters
FLW-04	Flow rate through the UV system
EFA-01	Effluent sampling point at end of chlorine contact chamber
EFA-02	Effluent sampling point at the UV Channel 1
EFA-03	Effluent sampling point at the UV Channel 2
EFB-01	Turbidity monitoring/TSS sample point after filtration and prior to disinfection
PPI -01	UV system monitoring location at Channel 1
PPI -02	UV system monitoring location at Channel 2
EFD-01	Effluent sampling location at outfall D001 after reaeration cascade
EFD-02	Effluent sampling point at the blending box after the combination of discharge from the UV disinfection system and chlorine contact chamber

3. Hourly measurement of pH and total residual chlorine for disinfection during the period of required operator attendance may be substituted for continuous measurement. *[62-600.660(1)]*
4. A recording flow meter with totalizer shall be utilized to measure flow and calibrated at least once every 12 months. *[62-600.200(25)]*
5. To report the "% less than detection," count the number of fecal coliform observations that were less than detection, divide by the total number of fecal coliform observations in the month, and multiply by 100% (round to the nearest integer). *[62-600.440(6)(a)]*
6. Total residual chlorine must be maintained for a minimum contact time of 15 minutes based on peak hourly flow. *[62-600.440(5)(c), (6)(b), and (7)(c)]*
7. The effluent limitation for the monthly geometric mean for enterococci is only applicable if 10 or more values are reported. If fewer than 10 values are reported, the monthly geometric mean shall be calculated and reported on the Discharge Monitoring Report, but shall not be used to determine compliance with the limitation for the monthly geometric mean. All other enterococci effluent limitations included in permit condition I.A.1 apply regardless of the number of values reported. *[62-302.530(6)(c)]*  
 To report the "90<sup>th</sup> percentile,"
- Place the bacteria results in ascending order (from lowest to highest value) and assign each sample a number, 1 for the lowest value.
  - Multiply the total number of samples by 0.9 to determine the 90<sup>th</sup> percentile level.
  - Report the value of the sample that corresponds to the 90<sup>th</sup> percentile level (e.g., 10 samples x 0.9 = 9, report the value of the 9<sup>th</sup> sample). If the 90<sup>th</sup> percentile level is not a whole number, rounding or interpolation should be used to determine the 90<sup>th</sup> percentile. When rounding, round down to the nearest whole number if the decimal is 0.4 or lower, and round up to the nearest whole number if the decimal is 0.5 or higher (e.g., 12 samples x 0.9 = 10.8, report the value of the 11<sup>th</sup> sample if rounding).
8. Delivery of reclaimed water to the lakes listed in the table below shall only occur when the elevation of the water in the lakes is less than the corresponding control elevation listed in the table below. A list of all days during a month on which discharges from the lakes to the receiving water bodies occurred shall be attached to the DMR form. For each day on which discharge occurred, the approximate number of hours of discharge shall be noted. *[62-610.830(1) and (3)]*

Reference for Section III.d

PERMITTEE: Pinellas County Utilities  
 FACILITY: South Cross Bayou AWWTF

PERMIT NUMBER: FL0040436-023-DW1P/NR

Monitoring Location	Name of Storage Lake/Description of Monitoring Location	Control Elevation (in. M.S.L.)	Receiving Water Body
STM-01	Belleview Biltmore Golf Course Pond #1 (D-002)	38.11 feet (NAVD88)	
STM-02	Belleair Country Club Golf Course Pond #2 (D-003)	33.2 feet (NAVD88)	Intercostal waterway

9. The permittee shall comply with the following requirements to evaluate chronic whole effluent toxicity of the discharge from outfall D-001.
  - a. Effluent Limitation
    - (1) In any routine or additional follow-up test for chronic whole effluent toxicity, the 25 percent inhibition concentration (IC25) for reproduction or growth shall not be less than 100% effluent. [Rules 62-302.530(61) and 62-4.241(1)(b), F.A.C.]
    - (2) For acute whole effluent toxicity, the 96-hour LC50 shall not be less than 100% effluent in any test. [Rule 62-302.500(1)(a)4. and 62-4.241(1)(a), F.A.C.]
  - b. Monitoring Frequency
    - (1) Routine toxicity tests shall be conducted once every three months, the first starting within 60 days of the effective date of this permit and lasting for the duration of this permit.
    - (2) Upon completion of four consecutive valid routine tests that demonstrate compliance with the effluent limitation in I.A.9.a.(1) above, the permittee may submit a written request to the Department for a reduction in monitoring frequency to once every six months. The request shall include a summary of the data and the complete bioassay laboratory reports for each test used to demonstrate compliance. The Department shall act on the request within 45 days of receipt. Reductions in monitoring shall only become effective upon the Department's written confirmation that the facility has completed four consecutive valid routine tests that demonstrate compliance with the effluent limitation in I.A.9.a.(1) above.
    - (3) If a test within the sequence of the four is deemed invalid based on the acceptance criteria in EPA-821-R-02-013, but is replaced by a repeat valid test initiated within 21 days after the last day of the invalid test, the invalid test will not be counted against the requirement for four consecutive valid tests for the purpose of evaluating the reduction of monitoring frequency.
  - c. Sampling Requirements
    - (1) For each routine test or additional follow-up test conducted, a total of three flow proportional 24-hr composite samples of final effluent shall be collected and used in accordance with the sampling protocol discussed in EPA-821-R-02-013, Section 8.
    - (2) The first sample shall be used to initiate the test. The remaining two samples shall be collected according to the protocol and used as renewal solutions on Day 3 (48 hours) and Day 5 (96 hours) of the test.
    - (3) Samples for routine and additional follow-up tests shall not be collected on the same day.
  - d. Test Requirements
    - (1) Routine Tests: All routine tests shall be conducted using a control (0% effluent) and a minimum of five test dilutions: **100%, 50%, 25%, 12.5%, and 6.25%** final effluent.
    - (2) The permittee shall conduct 7-day survival and growth chronic toxicity tests with a mysid shrimp, **Americamysis (Mysidopsis) bahia**, Method 1007.0, and an inland silverside, **Menidia beryllina**, Method 1006.0, concurrently.
    - (3) All test species, procedures and quality assurance criteria used shall be in accordance with **Short-term Methods for Estimating the Chronic Toxicity of Effluents and Receiving Waters to Marine and Estuarine Organisms**, 3rd Edition, EPA-821-R-02-014. Any deviation of the bioassay procedures outlined herein shall be submitted in writing to the Department for review and approval prior to use. In the event the above method is revised, the permittee shall conduct chronic toxicity testing in accordance with the revised method.
    - (4) The control water and dilution water used shall be artificial sea salts as described in EPA-821-R-02-014, Section 7.2. The test salinity shall be determined as follows:
      - (a) For the **Americamysis bahia** bioassays, the effluent shall be adjusted to a salinity of 20 parts per thousand (ppt) with artificial sea salts. The salinity of the control/dilution water (0% effluent) shall be 20 ppt. If the salinity of the effluent is greater than 20 ppt, no salinity adjustment shall be made

## Reference for Section III.d

PERMITTEE: Pinellas County Utilities  
FACILITY: South Cross Bayou AWWTF

PERMIT NUMBER: FL0040436-023-DW1P/NR

to the effluent and the test shall be run at the effluent salinity. The salinity of the control/dilution water shall match the salinity of the effluent.

- (b) For the **Menidia beryllina** bioassays, if the effluent salinity is less than 5 ppt, the salinity shall be adjusted to 5 ppt with artificial sea salts. The salinity of the control/dilution water (0% effluent) shall be 5 ppt. If the salinity of the effluent is greater than 5 ppt, no salinity adjustment shall be made to the effluent and the test shall be run at the effluent salinity. The salinity of the control/dilution water shall match the salinity of the effluent.

### e. Quality Assurance Requirements

- (1) A standard reference toxicant (SRT) quality assurance (QA) chronic toxicity test shall be conducted with each species used in the required toxicity tests either concurrently or initiated no more than 30 days before the date of each routine or additional follow-up test conducted. Additionally, the SRT test must be conducted concurrently if the test organisms are obtained from outside the test laboratory unless the test organism supplier provides control chart data from at least the last five monthly chronic toxicity tests using the same reference toxicant and test conditions. If the organism supplier provides the required SRT data, the organism supplier's SRT data and the test laboratory's monthly SRT-QA data shall be included in the reports for each companion routine or additional follow-up test required.
- (2) If the mortality in the control (0% effluent) exceeds 20% for either species in any test or the "test acceptability criteria" are not met, the test for that species (including the control) shall be invalidated and the test repeated. Test acceptability criteria for each species are defined in EPA-821-R-02-014, Section 14.12 (**Americamysis bahia**) and Section 13.12 (**Menidia beryllina**). The repeat test shall begin within 21 days after the last day of the invalid test.
- (3) If 100% mortality occurs in all effluent concentrations for either species prior to the end of any test and the control mortality is less than 20% at that time, the test (including the control) for that species shall be terminated with the conclusion that the test fails and constitutes non-compliance.
- (4) Routine and additional follow-up tests shall be evaluated for acceptability based on the observed dose-response relationship as required by EPA-821-R-02-014, Section 10.2.6., and the evaluation shall be included with the bioassay laboratory reports.

### f. Reporting Requirements

- (1) Results from all required tests shall be reported on the Discharge Monitoring Report (DMR) as follows:
  - (a) Routine and Additional Follow-up Test Results: The calculated IC25 for reproduction or growth for each test species shall be entered on the DMR.
- (2) A bioassay laboratory report for each routine test shall be prepared according to EPA-821-R-02-013, Section 10, Report Preparation and Test Review, and mailed to the Department at the address below within 30 days after the last day of the test.
- (3) For additional follow-up tests, a single bioassay laboratory report shall be prepared according to EPA-821-R-02-013, Section 10, and mailed within 30 days after the last day of the second valid additional follow-up test.
- (4) Data for invalid tests shall be included in the bioassay laboratory report for the repeat test.
- (5) The same bioassay data shall not be reported as the results of more than one test.
- (6) All bioassay laboratory reports shall be sent to:

Florida Department of Environmental Protection  
Southwest District Office  
13051 N Telecom Pkwy, Suite 101,  
Temple Terrace, Florida 33637-926  
[swd\\_dw@dep.state.fl.us](mailto:swd_dw@dep.state.fl.us)

### g. Test Failures

- (1) A test fails when the test results do not meet the limits in I.A.9.a.(1).
- (2) Additional Follow-up Tests:
  - (a) If a routine test does not meet the chronic toxicity limitation in I.A.9.a.(1) above, the permittee shall notify the Department at the address above within 21 days after the last day of the failed routine test and conduct two additional follow-up tests on each species that failed the test in accordance with I.A.9.d.

## Reference for Section III.d

PERMITTEE: Pinellas County Utilities  
FACILITY: South Cross Bayou AWWTF

PERMIT NUMBER: FL0040436-023-DW1P/NR

- (b) The first test shall be initiated within 28 days after the last day of the failed routine test. The remaining additional follow-up tests shall be conducted weekly thereafter until a total of two valid additional follow-up tests are completed.
  - (c) The first additional follow-up test shall be conducted using a control (0% effluent) and a minimum of five dilutions: 100%, 50%, 25%, 12.5%, and 6.25% effluent. The permittee may modify the dilution series in the second additional follow-up test to more accurately bracket the toxicity such that at least two dilutions above and two dilutions below the target concentration and a control (0% effluent) are run. All test results shall be analyzed according to the procedures in EPA-821-R-02-013.
- (3) In the event of three valid test failures (whether routine or additional follow-up tests) within a 12-month period, the permittee shall notify the Department within 21 days after the last day of the third test failure.
- (a) The permittee shall submit a plan for correction of the effluent toxicity within 60 days after the last day of the third test failure.
  - (b) The Department shall review and approve the plan before initiation.
  - (c) The plan shall be initiated within 30 days following the Department's written approval of the plan.
  - (d) Progress reports shall be submitted quarterly to the Department at the address above.
  - (e) During the implementation of the plan, the permittee shall conduct quarterly routine whole effluent toxicity tests in accordance with I.A.9.d. Additional follow-up tests are not required while the plan is in progress. Following completion or termination of the plan, the frequency of monitoring for routine and additional follow-up tests shall return to the schedule established in I.A.9.b.(1). If a routine test is invalid according to the acceptance criteria in EPA-821-R-02-013, a repeat test shall be initiated within 21 days after the last day of the invalid routine test.
  - (f) Upon completion of four consecutive quarterly valid routine tests that demonstrate compliance with the effluent limitation in I.A.9.a.(1) above, the permittee may submit a written request to the Department to terminate the plan. The plan shall be terminated upon written verification by the Department that the facility has passed at least four consecutive quarterly valid routine whole effluent toxicity tests. If a test within the sequence of the four is deemed invalid, but is replaced by a repeat valid test initiated within 21 days after the last day of the invalid test, the invalid test will not be counted against the requirement for four consecutive quarterly valid routine tests for the purpose of terminating the plan.
- (4) If chronic toxicity test results indicate greater than 50% mortality within 96 hours in an effluent concentration equal to or less than the effluent concentration specified as the acute toxicity limit in I.A.9.a.(2), the Department may revise this permit to require acute definitive whole effluent toxicity testing.
- (5) The additional follow-up testing and the plan do not preclude the Department taking enforcement action for acute or chronic whole effluent toxicity failures.

### 10. Ambient Monitoring

The Permittee shall conduct an ambient monitoring program to evaluate the potential impacts of the discharge on the water quality of the receiving waters. The monitoring described below shall be conducted on a semi-annual (wet season/dry season) basis for the life of the permit.

- a. Sampling Locations:
  1. OF-02: 350 meters downstream of outfall.
  2. OF-05: Long Bayou at Bay Pines Blvd. Bridge.
  3. OF-07A: Joe's Creek at 54<sup>th</sup> Avenue N. Bridge.
- b. Sampling Parameters:
  1. Surface: pH, dissolved oxygen, temperature and specific conductance shall be measured at 0.1 meter below the surface of the water.
  2. Mid-depth: pH, dissolved oxygen, temperature, turbidity, specific conductivity, CBOD<sub>5</sub>, total ammonia nitrogen, total nitrogen, total phosphorous, chlorophyll-a corrected and Enterococci

Reference for Section III.d

PERMITTEE: Pinellas County Utilities  
FACILITY: South Cross Bayou AWWTF

PERMIT NUMBER: FL0040436-023-DW1P/NR

or E. coli (Depending when sampled, if the mid-depth is predominantly freshwater or predominantly marine per DEP regulations).

3. Bottom: pH, dissolved oxygen, temperature and specific conductivity shall be measured at 0.1 meter above the bottom.
  - c. Report: An ambient monitoring report shall be submitted with the permit renewal application.  
*[62-302.300]*
11. The permittee shall assess the direct receiving water as described in I.A.10., above, to ensure that the discharge does not cause or contribute to non-attainment of applicable nutrient criteria in downstream waters, as described in this condition.
  - a. The permittee shall obtain necessary data and information to:
    - (1) Evaluate Joe's Creek, the direct receiving water for Outfall D-001, based on the nutrient criteria for tidal streams in 62-302.530(90)(b), F.A.C. and
    - (2) Demonstrate downstream protection in Long Bayou pursuant to subsection 62-302.531(4), F.A.C.
  - b. Waterbody monitoring in accordance with I.A.10. above shall be conducted at the representative locations.
  - c. Data and information required in I.A.11.a. above may be developed by the permittee or obtained from other sources, provided it meets the requirements of I.A.11.d. below.
  - d. All work conducted and data or information obtained for this evaluation shall be consistent with the following:
    - (1) The document titled "Implementation of Florida's Numeric Nutrient Standards," dated April 2013, incorporated by reference in subsection 62-302.300(19), F.A.C.; and
    - (2) Applicable Standard Operating Procedures (SOPs) and documents incorporated by reference in paragraphs 62-302.300(19)(a)-(d), F.A.C.
  - e. The permittee shall submit documentation for I.A.11.a. through d. to the Department as an attachment to the permit renewal application.  
*[62-302.300, 62-302.530 and 62-302.531]*
12. The filtration and UV disinfection systems shall be operated in compliance with the approved operating protocol, such that the permit limitations for fecal coliform bacteria shall be achieved. *[62-600.440(5)(b); 62-610.460(2);62-610.463(2)]*
13. The on/off status of each reactor shall be monitored and logged continuously. As described in the approved operating protocol, if an insufficient number of reactors are "on," reclaimed water shall not be released to system storage or to the reuse system. *[62-600.440(1); 62-4.070;62-610.463(2)]*
14. The on/off status of each lamp shall be monitored and logged continuously. As described in the approved operating protocol, failure of two or more adjacent lamps in a bank shall result in reclaimed water being diverted away from both the system storage and reuse systems. Failure of more than five percent of lamps in a bank also shall result in reclaimed water being diverted away from both the system storage and reuse systems. *[62-600.440(1); 62-4.070; 62-610.463(2)]*
15. The lamp age of each lamp shall be monitored and logged continuously. As described in the approved operating protocol, lamps shall be replaced at the appropriate lamp age. *[62-600.440(1); 62-4.070; 62-610.463(2)]*
16. The reactor power settings shall be as described in the approved operating protocol. The occurrence of power settings below that prescribed in the operating protocol shall result in reclaimed water being diverted away from both the systems storage and reuse systems. *[62-600.440(1); 62-4.070; 62-610.463(2)]*

Reference for Section III.d

PERMITTEE: Pinellas County Utilities  
FACILITY: South Cross Bayou AWWTF

PERMIT NUMBER: FL0040436-023-DW1P/NR

17. Ground fault interrupt (GFI) status of the UV disinfection system shall be monitored and logged continuously. As described in the approved operating protocol, a GFI condition shall result in reclaimed water being diverted away from both the system storage and reuse systems. *[62-600.440(1); 62-4.070; 62-610.463(2)]*
18. UV intensity shall be monitored and logged continuously in each reactor. The location of the probe shall be at the same point as was used in the validation testing. *[62-600.440(1); 62-4.070; 62-610.463(2)]*
19. UV transmittance shall be monitored and logged continuously, and shall be limited as described in the approved operating protocol. *[62-600.440(1); 62-4.070; 62-610.463(2)]*
20. Operational UV dosage shall be continuously calculated and logged and shall be limited as described in the approved operating protocol. *[62-600.440(1); 62-4.070; 62-610.463(2)]*
21. Operating data for UV light transmittance, UV intensity, UV dose, turbidity, reactor status, lamp status, lamp age, reactor on/off cycles, reactor power settings, ground fault interrupt status shall be available for inspection at the treatment facility and shall be summarized and submitted to the Department as part of the documentation associated with reviews and approvals of operating protocols pursuant to Rule 62-610.320(6), F.A.C. *[62-600.440(1); 62-4.070; 62-610.463(2); 62-610.320(6)]*

*[62-4.241, 62-620.620(3)]*

Reference for Section III.d

PERMITTEE: Pinellas County Utilities  
 FACILITY: South Cross Bayou AWWTF

PERMIT NUMBER: FL0040436-023-DW1P/NR

**B. Reuse and Land Application Systems**

1. During the period beginning on the effective date and lasting through the expiration date of this permit, the permittee is authorized to direct reclaimed water to Reuse System R-001. Such reclaimed water shall be limited and monitored by the permittee as specified below and reported in accordance with Permit Condition I.C.8.:

Parameter	Units	Max/Min	Reclaimed Water Limitations		Monitoring Requirements			Notes
			Limit	Statistical Basis	Frequency of Analysis	Sample Type	Monitoring Site Number	
Flow	MGD	Max Max	33.0 Report	Annual Average Monthly Average	Continuous	Recording Flow Meter with Totalizer	FLW-02	See I.B.4
BOD, Carbonaceous 5 day, 20C	mg/L	Max Max Max	20.0 30.0 45.0	Annual Average Monthly Average Weekly Average	Monthly	Calculated	EFA-01	
BOD, Carbonaceous 5 day, 20C	mg/L	Max	60.0	Single Sample	Daily; 24 hours	24-hr FPC	EFA-01	
Solids, Total Suspended	mg/L	Max	5.0	Single Sample	Daily; 24 hours	Grab	EFA-01	
Coliform, Fecal, % less than detection	percent	Min	75	Monthly Total	Daily; 24 hours	Calculated	EFA-01 EFA-02 EFA-03	See I.B.5
Coliform, Fecal	#/100mL	Max	25	Single Sample	Daily; 24 hours	Grab	EFA-01 EFA-02 EFA-03	
pH	s.u.	Min Max	6.0 8.5	Single Sample Single Sample	Continuous	Meter	EFA-01	See I.B.3
Chlorine, Total Residual (For Disinfection)	mg/L	Min	1.0	Single Sample	Continuous	Meter	EFA-01	See I.B.6 and I.B.9
Turbidity	NTU	Max	Report	Single Sample	Continuous	Meter	EFA-01	See I.B.7 and I.B.9
Giardia	cysts/100L	Max	Report	Single Sample	Bi-annually; every 2 years	Grab	EFA-01	See I.B.10
Cryptosporidium	oocysts/100L	Max	Report	Single Sample	Bi-annually; every 2 years	Grab	EFA-01	See I.B.10
Flow Rate	gpd	Max	Report	Daily Maximum	Continuous	Meter	FLW-04	
Ultraviolet Light Dosage	mW-s/sqcm	Min	100	Single Sample	Continuous	Meter	PPI-01 PPI-02	
Ultraviolet Light Transmittance	percent	Min	51	Single Sample	Continuous	Meter	EFA-01	

Reference for Section III.d

PERMITTEE: Pinellas County Utilities  
 FACILITY: South Cross Bayou AWWTF

PERMIT NUMBER: FL0040436-023-DW1P/NR

			Reclaimed Water Limitations		Monitoring Requirements			
Parameter	Units	Max/Min	Limit	Statistical Basis	Frequency of Analysis	Sample Type	Monitoring Site Number	Notes
Ultraviolet Light Intensity	mW/sqcm	Min	Report	Single Sample	Continuous	Meter	PPI-01 PPI-02	



Reference for Section III.d

PERMITTEE: Pinellas County Utilities  
 FACILITY: South Cross Bayou AWWTF

PERMIT NUMBER: FL0040436-023-DW1P/NR

- Reclaimed water samples shall be taken at the monitoring site locations listed in Permit Condition I.B.1. and as described below:

Monitoring Site Number	Description of Monitoring Site
FLW-02	Flow measurement location downstream of reclaimed water pumping station (venturi meter)
FLW-04	Flow rate through the UV system.
EFA-01	Effluent sampling point at end of chlorine contact chamber
EFA-02	Effluent sampling point at the UV Channel 1
EFA-03	Effluent sampling point at the UV Channel 2
PPI -01	UV system monitoring location at Channel 1.
PPI -02	UV system monitoring location at Channel 2.
EFB-01	Turbidity monitoring/TSS sample point after filtration and prior to disinfection

- Hourly measurement of pH during the period of required operator attendance may be substituted for continuous measurement. *[62-600.660(1)]*
- A recording flow meter with totalizer shall be utilized to measure flow and calibrated at least once every 12 months. *[62-600.200(25)]*
- To report the "% less than detection," count the number of fecal coliform observations that were less than detection, divide by the total number of fecal coliform observations in the month, and multiply by 100% (round to the nearest integer). *[62-600.440(6)(a)]*
- The minimum total chlorine residual shall be limited as described in the approved operating protocol, such that the permit limitation for fecal coliform bacteria will be achieved. In no case shall the total chlorine residual be less than 1.0 mg/L. *[62-600.440(6)(b)][62-610.460(2)][62-610.463(2)]*
- The maximum turbidity shall be limited as described in the approved operating protocol, such that the permit limitations for total suspended solids and fecal coliforms will be achieved. *[62-610.463(2)]*
- The treatment facilities shall be operated in accordance with all approved operating protocols. Only reclaimed water that meets the criteria established in the approved operating protocol(s) may be released to system storage or to the reuse system. Reclaimed water that fails to meet the criteria in the approved operating protocol(s) shall be directed to the following permitted alternate discharge system: D-001 . *[62-610.320(6) and 62-610.463(2)]*
- Instruments for continuous on-line monitoring of total residual chlorine and turbidity shall be equipped with an automated data logging or recording device. *[62-610.463(2)]*
- Intervals between sampling for Giardia and Cryptosporidium shall not exceed two years. *[62-610.463(4)]*

Reference for Section III.d

PERMITTEE: Pinellas County Utilities  
 FACILITY: South Cross Bayou AWWTF

PERMIT NUMBER: FL0040436-023-DW1P/NR

**C. Other Limitations and Monitoring and Reporting Requirements**

1. During the period beginning on the effective date and lasting through the expiration date of this permit, the treatment facility shall be limited and monitored by the permittee as specified below and reported in accordance with condition I.C.8.:

Parameter	Units	Max/Min	Limitations		Monitoring Requirements			Notes
			Limit	Statistical Basis	Frequency of Analysis	Sample Type	Monitoring Site Number	
Flow	MGD	Max Max	33 Report	Annual Average Monthly Average	Continuous	Recording Flow Meter with Totalizer	FLW-03	See I.C.4
Percent Capacity, (TMADF/Permitted Capacity) x 100	percent	Max	Report	Monthly Average	Monthly	Calculated	INF-01	
BOD, Carbonaceous 5 day, 20C (Influent)	mg/L	Max	Report	Single Sample	Daily; 24 hours	24-hr FPC	INF-01	See I.C.3
Solids, Total Suspended (Influent)	mg/L	Max	Report	Single Sample	Daily; 24 hours	24-hr FPC	INF-01	See I.C.3

PERMITTEE: Pinellas County Utilities  
 FACILITY: South Cross Bayou AWWTF

PERMIT NUMBER: FL0040436-023-DW1P/NR

2. Samples shall be taken at the monitoring site locations listed in Permit Condition I.C.1. and as described below:

Monitoring Site Number	Description of Monitoring Site
FLW-03	Integrated plant flow measured by two magnetic meters on lines from headworks/grit removal to the north and south trains
INF-01	At headworks prior to treatment and ahead of return activated sludge line

3. Influent samples shall be collected so that they do not contain digester supernatant or return activated sludge, or any other plant process recycled waters. [62-600.660(4)(a)]
4. A recording flow meter with totalizer shall be utilized to measure flow and calibrated at least once every 12 months. [62-600.200(25)]
5. Sampling results for giardia and cryptosporidium shall be reported on DEP Form 62-610.300(4)(a)4, Pathogen Monitoring, which is attached to this permit. This form shall be submitted to the Department's Southwest District Office and to DEP's Reuse Coordinator in Tallahassee. [62-610.300(4)(a)]
6. The sample collection, analytical test methods, and method detection limits (MDLs) applicable to this permit shall be conducted using a sufficiently sensitive method to ensure compliance with applicable water quality standards and effluent limitations and shall be in accordance with Rule 62-4.246, Chapters 62-160 and 62-600, F.A.C., and 40 CFR 136, as appropriate. The list of Department established analytical methods, and corresponding MDLs (method detection limits) and PQLs (practical quantitation limits), which is titled "FAC 62-4 MDL/PQL Table (April 26, 2006)" is available at <http://www.dep.state.fl.us/labs/library/index.htm>. The MDLs and PQLs as described in this list shall constitute the minimum acceptable MDL/PQL values and the Department shall not accept results for which the laboratory's MDLs or PQLs are greater than those described above unless alternate MDLs and/or PQLs have been specifically approved by the Department for this permit. Any method included in the list may be used for reporting as long as it meets the following requirements:
- The laboratory's reported MDL and PQL values for the particular method must be equal or less than the corresponding method values specified in the Department's approved MDL and PQL list;
  - The laboratory reported MDL for the specific parameter is less than or equal to the permit limit or the applicable water quality criteria, if any, stated in Chapter 62-302, F.A.C. Parameters that are listed as "report only" in the permit shall use methods that provide an MDL, which is equal to or less than the applicable water quality criteria stated in 62-302, F.A.C.; and
  - If the MDLs for all methods available in the approved list are above the stated permit limit or applicable water quality criteria for that parameter, then the method with the lowest stated MDL shall be used.

When the analytical results are below method detection or practical quantitation limits, the permittee shall report the actual laboratory MDL and/or PQL values for the analyses that were performed following the instructions on the applicable discharge monitoring report.

Where necessary, the permittee may request approval of alternate methods or for alternative MDLs or PQLs for any approved analytical method. Approval of alternate laboratory MDLs or PQLs are not necessary if the laboratory reported MDLs and PQLs are less than or equal to the permit limit or the applicable water quality criteria, if any, stated in Chapter 62-302, F.A.C. Approval of an analytical method not included in the above-referenced list is not necessary if the analytical method is approved in accordance with 40 CFR 136 or deemed acceptable by the Department. [62-4.246, 62-160]

7. The permittee shall provide safe access points for obtaining representative samples which are required by this permit. [62-600.650(2)]
8. Monitoring requirements under this permit are effective on the first day of the second month following the effective date of the permit. Until such time, the permittee shall continue to monitor and report in accordance with

Reference for Section III.d

PERMITTEE: Pinellas County Utilities  
 FACILITY: South Cross Bayou AWWTF

PERMIT NUMBER: FL0040436-023-DW1P/NR

previously effective permit requirements, if any. During the period of operation authorized by this permit, the permittee shall complete and submit to the Department Discharge Monitoring Reports (DMRs) in accordance with the frequencies specified by the REPORT type (i.e. monthly, quarterly, semiannual, annual, etc.) indicated on the DMR forms attached to this permit. Unless specified otherwise in this permit, monitoring results for each monitoring period shall be submitted in accordance with the associated DMR due dates below. DMRs shall be submitted for each required monitoring period including periods of no discharge.

REPORT Type on DMR	Monitoring Period	Submit by
Monthly	first day of month - last day of month	28 <sup>th</sup> day of following month
Quarterly	January 1 - March 31	April 28
	April 1 - June 30	July 28
	July 1 - September 30	October 28
	October 1 - December 31	January 28
Semiannual	January 1 - June 30	July 28
	July 1 - December 31	January 28
Annual	January 1 - December 31	January 28

The permittee shall use the electronic DMR system approved by the Department (EzDMR) and shall electronically submit the completed DMR forms using the DEP Business Portal at <http://www.fldepportal.com/go/>, unless the permittee has a waiver from the Department in accordance with 40 CFR 127.15. Reports shall be submitted to the Department by the twenty-eighth (28th) of the month following the month of operation.

*[62-620.610(18)][62-600.680(1)]*

9. During the period of operation authorized by this permit, reclaimed water or effluent shall be monitored annually for the primary and secondary drinking water standards contained in Chapter 62-550, F.A.C., (except for asbestos, total coliform, color, odor, and residual disinfectants). These monitoring results shall be reported to the Department annually on the DMR. During years when a permit is not renewed, a certification stating that no new non-domestic wastewater dischargers have been added to the collection system since the last reclaimed water or effluent analysis was conducted may be submitted with the signed DMR in lieu of performing the analysis. When such a certification is submitted with the DMR, monitoring not required this period should be noted on the DMR. The annual reclaimed water or effluent analysis report, and certification if applicable, shall be completed and submitted in a timely manner so as to be received by the Department at the address identified on the DMR by January 28 of each year. Approved analytical methods identified in Rule 62-620.100(3)(j), F.A.C., shall be used for the analysis. If no method is included for a parameter, methods specified in Chapter 62-550, F.A.C., shall be used. *[62-600.660(2) and (3)(d)][62-600.680(2)][62-610.300(4)]*
10. The permittee shall submit an Annual Reuse Report using DEP Form 62-610.300(4)(a)2. on or before January 1 of each year. *[62-610.870(3)]*
11. Operating protocol(s) shall be reviewed and updated periodically to ensure continuous compliance with the minimum treatment and disinfection requirements. Updated operating protocols shall be submitted to the Department's Southwest District Office for review and approval upon revision of the operating protocol(s) and with each permit application. *[62-610.320(6)][62-610.463(2)]*
12. The permittee shall maintain an inventory of storage systems. The inventory shall be submitted to the Department's Southwest District Office at least 30 days before reclaimed water will be introduced into any new storage system. The inventory of storage systems shall be attached to the annual submittal of the Annual Reuse Report. *[62-610.464(5)]*
13. Unless specified otherwise in this permit, all reports and other information required by this permit, including 24-hour notifications, shall be submitted to or reported to, as appropriate, the Department's Southwest District Office at the address specified below:

Florida Department of Environmental Protection  
 Southwest District

PERMITTEE: Pinellas County Utilities  
 FACILITY: South Cross Bayou AWWTF

PERMIT NUMBER: FL0040436-023-DW1P/NR

13051 N Telecom Pkwy, Suite 101  
 Temple Terrace, Florida 33637-926

Phone Number - (813) 470-5700  
 FAX Number - (813) 470-5996  
[swd\\_dw@dep.state.fl.us](mailto:swd_dw@dep.state.fl.us)

- All reports and other information shall be signed in accordance with the requirements of Rule 62-620.305, F.A.C. [62-620.305]

**II. BIOSOLIDS MANAGEMENT REQUIREMENTS**

**A. Basic Requirements**

- Biosolids generated by this facility may be distributed and marketed and/or transferred to a Biosolids Treatment Facility (BTF) or disposed of in a Class I solid waste landfill. Transferring biosolids to an alternative biosolids treatment facility does not require a permit modification. However, use of an alternative biosolids treatment facility requires submittal of a copy of the agreement pursuant to Rule 62-640.880(1)(c), F.A.C., along with a written notification to the Department at least 30 days before transport of the biosolids. [62-620.320(6), 62-640.880(1)]
- The permittee shall monitor and keep records of the quantities of biosolids generated, received from source facilities, treated, distributed and marketed, land applied, used as a biofuel or for bioenergy, transferred to another facility, or landfilled. These records shall be kept for a minimum of five years. [62-640.650(4)(a)]
- Biosolids quantities shall be monitored by the permittee as specified below. Results shall be reported on the permittee's Discharge Monitoring Report for Monitoring Group RMP-Q in accordance with Condition I.C.8.

Parameter	Units	Max/Min	Biosolids Limitations		Monitoring Requirements		
			Limit	Statistical Basis	Frequency of Analysis	Sample Type	Monitoring Site Number
Biosolids Quantity (Landfilled)	dry tons	Max	Report	Monthly Total	Monthly	Calculated	RMP-05
Biosolids Quantity (Received)	dry tons	Max	Report	Monthly Total	Monthly	Calculated	RMP-01
Biosolids Quantity (Distributed & Marketed in FL)	dry tons	Max	Report	Monthly Total	Monthly	Calculated	RMP-02
Biosolids Quantity (Distributed & Marketed outside FL)	dry tons	Max	Report	Monthly Total	Monthly	Calculated	RMP-03
Biosolids Quantity (Transferred)	dry tons	Max	Report	Monthly Total	Monthly	Calculated	RMP-04

[62-640.650(5)(a)1]

- Biosolids quantities shall be calculated as listed in Permit Condition II.A.3 and as described below:

Monitoring Site Number	Description of Monitoring Site Calculations
RMP-01	Quantity of biosolids received.
RMP-02	Quantity of biosolids distributed and marketed in Florida.
RMP-03	Quantity of biosolids distributed and marketed outside Florida.
RMP-04	Quantity of biosolids transferred to Biosolids Treatment Facility.
RMP-05	Quantity of biosolids transferred to landfill

PERMITTEE: Pinellas County Utilities  
 FACILITY: South Cross Bayou AWWTF

PERMIT NUMBER: FL0040436-023-DW1P/NR

5. The treatment, management, transportation, use, land application, or disposal of biosolids shall not cause a violation of the odor prohibition in subsection 62-296.320(2), F.A.C. [62-640.400(6)]
6. Storage of biosolids or other solids at this facility shall be in accordance with the Facility Biosolids Storage Plan. [62-640.300(4)]
7. Biosolids shall not be spilled from or tracked off the treatment facility site by the hauling vehicle. [62-640.400(9)]

#### B. Treatment and Monitoring Requirements

8. The permittee is authorized to produce Class AA biosolids.
9. The permittee shall achieve vector attraction reduction for Class AA biosolids by meeting the vector attraction reduction requirements in section 503.32(a)(7) (Use of PFRP (Processes to Further Reduce Pathogens)-Heat Treatment) of Title 40 CFR Part 503. [62-640.600(1)(a)]
10. The permittee shall achieve vector attraction reduction for Class AA biosolids by meeting the vector attraction reduction requirements in section 503.33(b)(8) (Reduce moisture content of biosolids to at least 90 % solids) of Title 40 CFR Part 503. [62-640.600(2)(a)]
11. The permittee shall be routinely monitored to demonstrate compliance with pathogen reduction requirements specified in Rule 62-640.600, F.A.C. [62-640.650(3)(a)2]
12. The permittee shall be routinely monitored to demonstrate compliance with vector attraction reduction requirements specified in Rule 62-640.600, F.A.C. [62-640.650(3)(a)2]
13. Treatment of liquid biosolids or septage for the purpose of meeting the pathogen reduction or vector attraction reduction requirements set forth in Rule 62-640.600, F.A.C., shall not be conducted in the tank of a hauling vehicle. Treatment of biosolids or septage for the purpose of meeting pathogen reduction or vector attraction reduction requirements shall take place at the permitted facility. [62-640.400(7)]
14. Class AA biosolids shall comply with the limits and be monitored by the permittee as specified below. Results shall be reported on the permittee's Discharge Monitoring Report in accordance with Permit Condition I.C.8. Biosolids shall not be distributed and marketed or land applied if a single sample result or the monthly average of sample results for any parameter exceeds the following Class AA parameter concentrations:

Parameter	Units	Max/ Min	Biosolids Limitations		Monitoring Requirements		
			Limit	Statistical Basis	Frequency of Analysis	Sample Type	Monitoring Site Number
Nitrogen, Sludge, Tot, Dry Wt (as N)	percent	Max	Report	Monthly Average	Monthly	Composite	RMP-AA
Phosphorus, Sludge, Tot, Dry Wt (as P)	percent	Max	Report	Monthly Average	Monthly	Composite	RMP-AA
Potassium, Sludge, Tot, Dry Wt (as K)	percent	Max	Report	Monthly Average	Monthly	Composite	RMP-AA
Arsenic Total, Dry Weight, Sludge	mg/kg	Max Max	41.0 75.0	Monthly Average Single Sample	Monthly	Composite	RMP-AA
Cadmium, Sludge, Tot, Dry Weight (as Cd)	mg/kg	Max Max	39.0 85.0	Monthly Average Single Sample	Monthly	Composite	RMP-AA
Copper, Sludge, Tot, Dry Wt. (as Cu)	mg/kg	Max Max	1500.0 4300.0	Monthly Average Single Sample	Monthly	Composite	RMP-AA
Lead, Dry Weight, Sludge	mg/kg	Max Max	300.0 840.0	Monthly Average Single Sample	Monthly	Composite	RMP-AA
Mercury, Dry Weight, Sludge	mg/kg	Max Max	17.0 57.0	Monthly Average Single Sample	Monthly	Composite	RMP-AA

Reference for Section III.d

PERMITTEE: Pinellas County Utilities  
 FACILITY: South Cross Bayou AWWTF

PERMIT NUMBER: FL0040436-023-DW1P/NR

Parameter	Units	Max/ Min	Biosolids Limitations		Monitoring Requirements		
			Limit	Statistical Basis	Frequency of Analysis	Sample Type	Monitoring Site Number
Molybdenum, Dry Weight, Sludge	mg/kg	Max	75.0	Single Sample	Monthly	Composite	RMP-AA
Nickel, Dry Weight, Sludge	mg/kg	Max Max	420.0 420.0	Monthly Average Single Sample	Monthly	Composite	RMP-AA
Selenium Sludge Solid	mg/kg	Max Max	100.0 100.0	Monthly Average Single Sample	Monthly	Composite	RMP-AA
Zinc, Dry Weight, Sludge	mg/kg	Max Max	2800.0 7500.0	Monthly Average Single Sample	Monthly	Composite	RMP-AA
pH	s.u.	Max	Report	Single Sample	Monthly	Grab	RMP-AA
Solids, Total, Sludge, Percent	percent	Max Max	Report Report	Monthly Average Single Sample	Monthly	Composite	RMP-AA
Coliform, Fecal	MPN/g	Max	1000.0	Single Sample	Monthly	Grab	RMP-AA
Salmonella Sludge	MPN/4g	Max	3.0	Single Sample	Monthly	Grab	RMP-AA

\*Either the fecal coliform limit or Salmonella sp. limit must be met.

\*\*Note, monthly averages of parameter concentrations shall be determined by taking the arithmetic mean of all sample results for the month.

[62-640.650(3)(a)(3), 62-640.700(5)(a), 62-640.700(5)(b) and 62-640.850(4)]

15. Class AA biosolids that are stored for more than 45 days shall be re-sampled for fecal coliform or Salmonella sp. every 45 days. [62-640.650(3)(a)5]
16. Sampling and analysis shall be conducted in accordance with 40 CFR Part 503.8 and the U.S. Environmental Protection Agency publication - POTW Sludge Sampling and Analysis Guidance Document, August 1989. In cases where conflicts exist between 40 CFR 503.8 and the POTW Sludge Sampling and Analysis Guidance Document, the requirements in 40 CFR Part 503.8 will apply. [62-640.650(3)(a)1]
17. All samples shall be representative and shall be taken after final treatment of the biosolids but before land application or distribution and marketing. [62-640.650(3)(a)5]
18. Biosolids samples shall be taken at the monitoring site locations listed in Permit Condition II.14 and as described below:

Monitoring Site Number	Description of Monitoring Site
RMP-AA	Class AA Biosolids

**C. Distribution and Marketing**

19. Biosolids or biosolids products may be distributed and marketed only if the biosolids or biosolids products meet Class AA standards and are either sold or given-away under a Florida fertilizer license or distributed and marketed to a person or entity that will sell or give-away the biosolids or biosolids products under Florida fertilizer license. Biosolids composts that are enrolled and certified under the U.S. Composting Council's Seal of Testing Assurance (USCC STA) program do not have to be sold or given-away under a Florida fertilizer license except if distributed and marketed within the Lake Okeechobee, St. Lucie River, and Caloosahatchee River watersheds. [62-640.850]
20. Within 24 hours of discovering that distributed and marketed biosolids did not meet the Class AA standards, the permittee shall notify the Department and all persons to whom they delivered or distributed and marketed the Class AA biosolids. [62-640.650(6)(g)]
21. The permittee shall make the following information available to users by product labels or other means:

PERMITTEE: Pinellas County Utilities  
FACILITY: South Cross Bayou AWWTF

PERMIT NUMBER: FL0040436-023-DW1P/NR

- a. The fertilizer label required by Florida fertilizer law or the equivalent information required by the USCC STA program;
- b. The name and address of the facility or person that produced the Class AA biosolids;
- c. A statement that the biosolids or biosolids product meets the criteria of subsection 62-640.700(5), F.A.C.;
- d. Recommendation that biosolids be applied at a rate that does not exceed crop or plant nutrient needs and;
- e. Recommendations on proper storage of the biosolids or biosolids product prior to use. For distributed quantities of biosolids or biosolids products greater than one dry ton, the recommendations shall include that biosolids may not be stored on property for more than seven days unless stored to prevent runoff of biosolids or stormwater that has been in contact with biosolids, violation of the odor prohibition in subsection 62-296.320(2), F.A.C., and vector attraction.

*[62-640.850(5)]*

**D. Disposal**

- 22. Disposal of biosolids, septage, and "other solids" in a solid waste disposal facility, or disposal by placement on land for purposes other than soil conditioning or fertilization, such as at a monofill, surface impoundment, waste pile, or dedicated site, shall be in accordance with Chapter 62-701, F.A.C. *[62-640.100(6)(b) & (c)]*

**E. Transfer**

- 23. The permittee shall not be held responsible for treatment and management violations that occur after its biosolids have been accepted by a permitted biosolids treatment facility with which the source facility has an agreement in accordance with subsection 62-640.880(1)(c), F.A.C., for further treatment, management, or disposal. *[62-640.880(1)(b)]*
- 24. The permittee shall keep hauling records to track the transport of biosolids between the facilities. The hauling records shall contain the following information:

Source Facility	Biosolids Treatment Facility or Treatment Facility
1. Date and time shipped	1. Date and time received
2. Amount of biosolids shipped	2. Amount of biosolids received
3. Degree of treatment (if applicable)	3. Name and ID number of source facility
4. Name and ID Number of treatment facility	4. Signature of hauler
5. Signature of responsible party at source facility	5. Signature of responsible party at treatment facility
6. Signature of hauler and name of hauling firm	

A copy of the source facility hauling records for each shipment shall be provided upon delivery of the biosolids to the biosolids treatment facility or treatment facility. The treatment facility permittee shall report to the Department within 24 hours of discovery any discrepancy in the quantity of biosolids leaving the source facility and arriving at the biosolids treatment facility or treatment facility.

*[62-640.880(4)]*

**F. Receipt**

- 25. The permittee shall be responsible for proper treatment, management, and disposition of biosolids accepted from source facilities. *[62-640.880(1)(a)]*
- 26. The permittee shall enter into a written agreement with each source facility that it intends to receive biosolids from. The agreement shall address the quality and quantity of the biosolids accepted by the permittee. The agreement shall include a statement, signed by the permittee, as to the availability of sufficient permitted capacity



Reference for Section III.d

PERMITTEE: Pinellas County Utilities  
 FACILITY: South Cross Bayou AWWTF

PERMIT NUMBER: FL0040436-023-DW1P/NR

to receive the biosolids from the source facility, and indicating that the permittee will continue to operate in compliance with the requirements of its permit. The agreement shall also address responsibility during transport of biosolids between the facilities. The permittee shall submit a copy of this agreement to the Department's Southwest District Office at least 30 days before transporting biosolids from the source facility to the permittee. [62-640.880(1)(c)]

**III. GROUND WATER REQUIREMENTS**

1. The permittee shall give at least 72-hours' notice to the Department's Southwest District Office, prior to the installation of any monitoring wells. [62-520.600(6)(h)]
2. Before construction of new ground water monitoring wells, a soil boring shall be made at each new monitoring well location to properly determine monitoring well specifications such as well depth, screen interval, screen slot, and filter pack. [62-520.600(6)(g)]
3. Within 30 days after installation of a monitoring well, the permittee shall submit to the Department's Southwest District Office well completion reports and soil boring/lithologic logs on the attached DEP Form(s) 62-520.900(3), Monitoring Well Completion Report. [62-520.600(6)(j) and .900(3)]
4. All piezometers and monitoring wells not part of the approved ground water monitoring plan shall be plugged and abandoned in accordance with Rule 62-532.500(5), F.A.C., unless future use is intended. [62-532.500(5)]
5. For the Part III Public Access system, all ground water quality criteria specified in Chapter 62-520, F.A.C., shall be met at the edge of the zone of discharge. The zone of discharge shall extend horizontally 100 feet from the application site(s) or to the property boundaries, whichever is less, and vertically to the base of the surficial aquifer. [62-520.200(27)] [62-520.465]
6. The ground water minimum criteria specified in Rule 62-520.400 F.A.C., shall be met within the zone of discharge. [62-520.400 and 62-520.420(4)]
7. If the concentration for any constituent listed in Permit Condition III.10. in the natural background quality of the ground water is greater than the stated maximum, or in the case of pH is also less than the minimum, the representative background quality shall be the prevailing standard. [62-520.420(2)]
8. During the period of operation authorized by this permit, the permittee shall continue to sample ground water at the monitoring wells identified in Permit Condition III.9., below in accordance with this permit and the approved ground water monitoring plan prepared in accordance with Rule 62-520.600, F.A.C. [62-520.600] [62-610.463]
9. The following monitoring wells shall be sampled for Reuse System R-001.

Monitoring Well ID	Alternate Well Name and/or Description of Monitoring Location	Aquifer Monitored	New or Existing
MWB-01R	Bay Pines Veterans Hospital (SCB-117)	Surficial	Existing
MWB-03R	Belleair CC	Surficial	New
MWC-14	Belleair CC (MW-7)	Surficial	Existing
MWC-18	Bay Pines National Cemetery (SCB-118)	Surficial	Existing
MWI-01R	Bay Pines National Cemetery	Surficial	New
MWI-03	Belleair CC (MW-5)	Surficial	Existing

MWC = Compliance; MWB = Background; MWI = Intermediate; MWP =Piezometer

[62-520.600] [62-610.463]

PERMITTEE: Pinellas County Utilities  
 FACILITY: South Cross Bayou AWWTF

PERMIT NUMBER: FL0040436-023-DW1P/NR

10. The following parameters shall be analyzed for each monitoring well identified in Permit Condition III.9.:

Parameter	Compliance Well Limit	Units	Sample Type	Monitoring Frequency
Water Level Relative to NGVD	Report	ft	In Situ	Semi-annually
Nitrogen, Nitrate, Total (as N)	10	mg/L	Grab	Semi-annually
Solids, Total Dissolved (TDS)	500	mg/L	Grab	Semi-annually
Arsenic, Total Recoverable	10	ug/L	Grab	Semi-annually
Chloride (as Cl)	250	mg/L	Grab	Semi-annually
Coliform, Fecal	4	#/100mL	Grab	Semi-annually
pH	6.5-8.5	s.u.	In Situ	Semi-annually
Sulfate, Total	250	mg/L	Grab	Semi-annually
Turbidity	Report	NTU	Grab	Semi-annually
Sodium, Total Recoverable	160	MG/L	Grab	Semi-annually

*[62-520.600(11)(b)] [62-600.670] [62-600.650(3)] [62-520.310(5)]*

11. Water levels shall be recorded before evacuating each well for sample collection. Elevation references shall include the top of the well casing and land surface at each well site (NAVD allowable) at a precision of plus or minus 0.01 foot. *[62-520.600(11)(c)] [62-610.463(3)(a)]*
12. Ground water monitoring wells shall be purged prior to sampling to obtain representative samples. *[62-160.210] [62-600.670(3)]*
13. Analyses shall be conducted on unfiltered samples, unless filtered samples have been approved by the Department's Southwest District Office as being more representative of ground water conditions. *[62-520.310(5)]*
14. Ground water monitoring test results shall be submitted on Part D of Form 62-620.910(10) in accordance with Permit Condition I.C.8. *[62-520.600(11)(b)] [62-600.670] [62-600.680(1)] [62-620.610(18)]*
15. If any monitoring well becomes inoperable or damaged to the extent that sampling or well integrity may be affected, the permittee shall notify the Department's Southwest District Office within two business days from discovery, and a detailed written report shall follow within ten days after notification to the Department. The written report shall detail what problem has occurred and remedial measures that have been taken to prevent recurrence or request approval for replacement of the monitoring well. All monitoring well design and replacement shall be approved by the Department's Southwest District Office before installation. *[62-520.600(6)(l)]*

#### IV. ADDITIONAL REUSE AND LAND APPLICATION REQUIREMENTS

##### A. Part III Public Access System(s)

1. Use of reclaimed water is authorized within the general service area identified in the attached map. The system service area covering provided by Pinellas County Utilities. The system provides reclaimed water to unincorporated Central Pinellas County as well as a number of incorporated users as listed in Permit Condition Section IV. The following uses of reclaimed water are authorized within this general service area:

Aesthetic Purposes (Decorative Ponds, Pools, and Fountains)  
 Athletic Complexes and Parks  
 Golf Courses  
 Other Landscape Irrigation  
 Residential Developments

*[62-620.630(10)(a)]*

Reference for Section III.d

PERMITTEE: Pinellas County Utilities  
FACILITY: South Cross Bayou AWWTF

PERMIT NUMBER: FL0040436-023-DW1P/NR

2. New major users of reclaimed water (i.e., using 0.1 MGD or more) may be added to the reuse system using the general permit described in Rule 62-610.890, F.A.C., if the requirements in this rule are complied with. Application for use of this general permit shall be made using Form 62-610.300(4)(a)1. *[62-610.890]*
3. Cross-connections to the potable water system are prohibited. *[62-610.469(7)]*
4. A cross-connection control program shall be implemented and/or remain in effect within the areas where reclaimed water will be provided for use and shall be in compliance with the Rule 62-555.360, F.A.C. *[62-610.469(7)]*
5. The permittee shall conduct inspections within the reclaimed water service area to verify proper connections, to minimize illegal cross-connections, and to verify both the proper use of reclaimed water and that the proper backflow prevention assemblies or devices have been installed and tested. Inspections are required when a customer first connects to the reuse distribution system. Subsequent inspections are required as specified in the cross-connection control and inspection program. *[62-610.469(7)(h)]*
6. If an actual or potential (e.g. no dual check device on residential connections served by a reuse system) cross-connection between the potable and reclaimed water systems is discovered, the permittee shall:
  - a. Immediately discontinue potable water and/or reclaimed water service to the affected area if an actual cross-connection is discovered.
  - b. If the potable water system is contaminated, clear the potable water lines.
  - c. Eliminate the cross-connection and install a backflow prevention device as required by the Rule 62-555.360.F.A.C.
  - d. Test the affected area for other possible cross-connections.
  - e. Within 24 hours, notify the Department's Southwest District Office's domestic wastewater and drinking water programs.
  - f. Within 5 days of discovery of an actual or potential cross-connection, submit a written report to the Department's Southwest District Office detailing: a description of the cross-connection, how the cross-connection was discovered, the exact date and time of discovery, approximate time that the cross-connection existed, the location, the cause, steps taken to eliminate the cross-connection, whether reclaimed water was consumed, and reports of possible illness, whether the drinking water system was contaminated and the steps taken to clear the drinking water system, when the cross-connection was eliminated, plan of action for testing for other possible cross-connections in the area, and an evaluation of the cross-connection control and inspection program to ensure that future cross-connections do not occur.

*[62-555.350(3) and 62-555.360][62-620.610(20)]*
7. Maximum obtainable separation of reclaimed water lines and potable water lines shall be provided and the minimum separation distances specified in Rule 62-610.469(7), F.A.C., shall be provided. Reuse facilities shall be color coded or marked. Underground piping which is not manufactured of metal or concrete shall be color coded using Pantone Purple 522C using light stable colorants. Underground metal and concrete pipe shall be color coded or marked using purple as the predominant color. *[62-610.469(7)]*
8. In constructing reclaimed water distribution piping, the permittee shall maintain a 75-foot setback distance from a reclaimed water transmission facility to public water supply wells. No setback distances are required to other potable water supply wells or to any nonpotable water supply wells. *[62-610.471(3)]*
9. A setback distance of 75 feet shall be maintained between the edge of the wetted area and potable water supply wells, unless the utility adopts and enforces an ordinance prohibiting potable water supply wells within the reuse service area. No setback distances are required to any nonpotable water supply well, to any surface water, to any developed areas, or to any private swimming pools, hot tubs, spas, saunas, picnic tables, barbecue pits, or barbecue grills. *[62-610.471(1), (2), (5), and (7)]*
10. Reclaimed water shall not be used to fill swimming pools, hot tubs, or wading pools. *[62-610.469(4)]*

PERMITTEE: Pinellas County Utilities  
FACILITY: South Cross Bayou AWWTF

PERMIT NUMBER: FL0040436-023-DW1P/NR

11. Low trajectory nozzles, or other means to minimize aerosol formation shall be used within 100 feet from outdoor public eating, drinking, or bathing facilities. *[62-610.471(6)]*
12. A setback distance of 100 feet shall be maintained from indoor aesthetic features using reclaimed water to adjacent indoor public eating and drinking facilities. *[62-610.471(8)]*
13. The public shall be notified of the use of reclaimed water. This shall be accomplished by posting of advisory signs in areas where reuse is practiced, notes on scorecards, or other methods. *[62-610.468(2)]*
14. All new advisory signs and labels on vaults, service boxes, or compartments that house hose bibbs along with all labels on hose bibbs, valves, and outlets shall bear the words "do not drink" and "no beber" along with the equivalent standard international symbol. In addition to the words "do not drink" and "no beber," advisory signs posted at storage ponds and decorative water features shall also bear the words "do not swim" and "no nadar" along with the equivalent standard international symbols. Existing advisory signs and labels shall be retrofitted, modified, or replaced in order to comply with the revised wording requirements. For existing advisory signs and labels this retrofit, modification, or replacement shall occur within 365 days after the date of this permit. For labels on existing vaults, service boxes, or compartments housing hose bibbs this retrofit, modification, or replacement shall occur within 730 days after the date of this permit. *[62-610.468, 62-610.469]*
15. The permittee shall ensure that users of reclaimed water are informed about the origin, nature, and characteristics of reclaimed water; the manner in which reclaimed water can be safely used; and limitations on the use of reclaimed water. Notification is required at the time of initial connection to the reclaimed water distribution system and annually after the reuse system is placed into operation. A description of on-going public notification activities shall be included in the Annual Reuse Report. *[62-610.468(6)]*
16. Routine aquatic weed control and regular maintenance of storage pond embankments and access areas are required. *[62-610.414(8)]*
17. Overflows from emergency discharge facilities on storage ponds shall be reported as abnormal events in accordance with Permit Condition IX.20. *[62-610.800(9)]*

## **V. OPERATION AND MAINTENANCE REQUIREMENTS**

### **A. Staffing Requirements**

1. During the period of operation authorized by this permit, the wastewater facilities shall be operated under the supervision of one or more operators certified in accordance with Chapter 62-602, F.A.C. In accordance with Chapter 62-699, F.A.C., this facility is a Category I, Class A facility and, at a minimum, operators with appropriate certification must be on the site as follows:

A Class C or higher operator 24 hours/day for 7 days/week. The lead/chief operator must be a Class A operator.

*[62-620.630(3)][62-699.310] [62-610.462]*

2. The lead/chief operator shall be employed at the plant full time. "Full time" shall mean at least 4 days per week, working a minimum of 35 hours per week, including leave time. A licensed operator shall be on-site and in charge of each required shift for periods of required staffing time when the lead/chief operator is not on-site. An operator meeting the lead/chief operator class for the treatment plant shall be available during all periods of plant operation. "Available" means able to be contacted as needed to initiate the appropriate action in a timely manner. *[62-699.311(10), (6) and (1)]*

### **B. Capacity Analysis Report and Operation and Maintenance Performance Report Requirements**

1. The application to renew this permit shall include an updated capacity analysis report prepared in accordance with Rule 62-600.405, F.A.C. *[62-600.405(5)]*

PERMITTEE: Pinellas County Utilities  
FACILITY: South Cross Bayou AWWTF

PERMIT NUMBER: FL0040436-023-DW1P/NR

2. The application to renew this permit shall include a detailed operation and maintenance performance report prepared in accordance with Rule 62-600.735, F.A.C. *[62-600.735(1)]*

### **C. Recordkeeping Requirements**

1. The permittee shall maintain the following records and make them available for inspection on the site of the permitted facility.
  - a. Records of all compliance monitoring information, including all calibration and maintenance records and all original strip chart recordings for continuous monitoring instrumentation, including, if applicable, a copy of the laboratory certification showing the certification number of the laboratory, for at least three years from the date the sample or measurement was taken;
  - b. Copies of all reports required by the permit for at least three years from the date the report was prepared;
  - c. Records of all data, including reports and documents, used to complete the application for the permit for at least three years from the date the application was filed;
  - d. Monitoring information, including a copy of the laboratory certification showing the laboratory certification number, related to the residuals use and disposal activities for the time period set forth in Chapter 62-640, F.A.C., for at least three years from the date of sampling or measurement;
  - e. A copy of the current permit;
  - f. A copy of the current operation and maintenance manual as required by Chapter 62-600, F.A.C.;
  - g. A copy of any required record drawings;
  - h. Copies of the licenses of the current certified operators;
  - i. Copies of the logs and schedules showing plant operations and equipment maintenance for three years from the date of the logs or schedules. The logs shall, at a minimum, include identification of the plant; the signature and license number of the operator(s) and the signature of the person(s) making any entries; date and time in and out; specific operation and maintenance activities, including any preventive maintenance or repairs made or requested; results of tests performed and samples taken, unless documented on a laboratory sheet; and notation of any notification or reporting completed in accordance with Rule 62-602.650(3), F.A.C. The logs shall be maintained on-site in a location accessible to 24-hour inspection, protected from weather damage, and current to the last operation and maintenance performed; and
  - j. Records of biosolids quantities, treatment, monitoring, and hauling for at least five years.

*[62-620.350, 62-602.650, 62-640.650(4)]*

## **VI. SCHEDULES**

1. The permittee is not authorized to discharge to waters of the state after the expiration date of this permit, unless:
  - a. The permittee has applied for renewal of this permit at least 180 days before the expiration date of this permit using the appropriate forms listed in Rule 62-620.910, F.A.C., and in the manner established in the Department of Environmental Protection Guide to Permitting Wastewater Facilities or Activities Under Chapter 62-620, F.A.C., including submittal of the appropriate processing fee set forth in Rule 62-4.050, F.A.C.; or
  - b. The permittee has made complete the application for renewal of this permit before the permit expiration date.

Please note, effluent testing shall be conducted for each outfall in accordance with the instructions provided in Sections 3. A.12., 13., and 14. of the application form. A minimum of three samples shall be taken within four and one-half years prior to the date of the permit application and must be representative of the seasonal variation in the discharge from each outfall. *[62-620.335(1) - (4)]*

## **VII. INDUSTRIAL PRETREATMENT PROGRAM REQUIREMENTS**

PERMITTEE: Pinellas County Utilities  
FACILITY: South Cross Bayou AWWTF

PERMIT NUMBER: FL0040436-023-DW1P/NR

#### A. Implementation Requirements

1. The permittee shall function as the Control Authority and shall be responsible for the performance of all pretreatment program requirements contained in Chapter 62-625, F.A.C. The permittee shall be subject to enforcement actions, penalties, and other remedies by the Department or other appropriate parties. The permittee shall implement and enforce its Approved Pretreatment Program. The permittee's Approved Pretreatment Program is hereby made an enforceable condition of this permit. The Department may initiate enforcement action against an industrial user for noncompliance with applicable standards and requirements. *[62-625.500]*
2. The permittee shall enforce the requirements promulgated under Sections 307(b), 307(c), 307(d), and 402(b) of the Act. The permittee shall cause industrial users subject to Federal Categorical Standards to achieve compliance no later than the date specified in those requirements or, in the case of new industrial users, upon commencement of the discharge. *[62-625.410]*
3. The permittee shall perform the pretreatment functions as required in Chapter 62-625, F.A.C., including, but not limited to, the following:
  - a. Implementing the necessary legal authorities as provided in Rule 62-625.500(2)(a), F.A.C. This includes, among other things, the authority to require compliance with applicable pretreatment standards, which includes general prohibitions listed in Rule 62-625.400(1), F.A.C., specific prohibitions in Rule 62-625.400(2), F.A.C., locally developed limits as required by Rules 62-625.400(3) and (4), F.A.C., and national categorical limits in accordance with Rule 62-625.410, F.A.C.;
  - b. Implementing the programmatic functions as required under Rule 62-625.500(2)(b), F.A.C.;
  - c. Providing the required funding, equipment, and personnel to implement the pretreatment program as provided in Rules 62-625.500(2), (3), and (4), F.A.C.; and
  - d. Providing a written technical evaluation that local limits have been developed in accordance with Rule 62-625.400(3)(a), F.A.C. The evaluation shall verify whether existing local limits protect the wastewater facilities, and if not, the permittee shall develop new local limits as part of the evaluation in accordance with Rule 62-625.600(16), F.A.C. For new local limits, a plan of study shall be submitted to the Department prior to initiating sampling required to develop the new local limits. This evaluation shall be submitted to the Department at the address in the condition below within 180 days after permit renewal.

*[62-625.400 and .500]*

4. As required by Rules 62-625.600(8) and (12), F.A.C., the permittee shall submit a signed copy of the annual report for pretreatment activities, including DMRs for Monitoring Site Numbers PRT-I, PRT-E, and PRT-R for this facility and for all facilities covered by the permittee's pretreatment program, to the Department at the following address:

Florida Department of Environmental Protection  
Domestic Wastewater Section, Mail Station 3540  
Bob Martinez Center  
2600 Blair Stone Road  
Tallahassee, Florida 32399-2400

The annual report shall contain the information required in accordance with Rule 62-625.600(8), F.A.C., except section (8)(f) as noted below, and shall describe the permittee's pretreatment activities, including those of all covered facilities, for the reporting year. In the event that the permittee is not in compliance with any conditions or requirements of the pretreatment program, then the permittee shall also include the reasons for noncompliance and state how and when the permittee shall comply with such conditions and requirements.

In order to comply with Rule 62-625.600(8)(f), F.A.C., the permittee shall submit annual DMRs with the analytical results of influent, effluent, and residuals for those pollutants listed on the DMRs. For any other nonpriority pollutants which the permittee believes may be causing or contributing to interference, pass through, or adversely impacting residuals quality, the annual report shall provide a summary of all analytical results of

Reference for Section III.d

PERMITTEE: Pinellas County Utilities  
FACILITY: South Cross Bayou AWWTF

PERMIT NUMBER: FL0040436-023-DW1P/NR

influent, effluent, and residuals. The annual report and DMRs are due on May 1 of each year, to cover a period between January 1 to December 31. [62-625.600(8) and (12)]

- 5. In addition to the South Cross Bayou WRF (FL0040436), the following facilities are covered by the South Cross Bayou WRF pretreatment program:

William E Dunn WRF

- 6. Samples for Monitoring Site Numbers PRT-I, PRT-E, and PRT-R shall be taken at the monitoring site locations described below:

Monitoring Location Site Number	Description of Monitoring Location
PRT-I	At headworks prior to treatment and ahead of any return activated slud
PRT-E	Blending box after the Chlorine Contact Chamber and UV disinfection
PRT-R	From the discharge hopper

VIII. OTHER SPECIFIC CONDITIONS

- 1. The permittee shall comply with all conditions and requirements for reuse contained in their consumptive use permit issued by the Water Management District, if such requirements are consistent with Department rules. [62-610.800(10)]
- 2. In the event that the treatment facilities or equipment no longer function as intended, are no longer safe in terms of public health and safety, or odor, noise, aerosol drift, or lighting adversely affects neighboring developed areas at the levels prohibited by Rule 62-600.400(2)(a), F.A.C., corrective action (which may include additional maintenance or modifications of the permitted facilities) shall be taken by the permittee. Other corrective action may be required to ensure compliance with rules of the Department. Additionally, the treatment, management, use or land application of residuals shall not cause a violation of the odor prohibition in Rule 62-296.320(2), F.A.C. [62-600.410(5) and 62-640.400(6)]
- 3. The deliberate introduction of stormwater in any amount into collection/transmission systems designed solely for the introduction (and conveyance) of domestic/industrial wastewater; or the deliberate introduction of stormwater into collection/transmission systems designed for the introduction or conveyance of combinations of storm and domestic/industrial wastewater in amounts which may reduce the efficiency of pollutant removal by the treatment plant is prohibited, except as provided by Rule 62-610.472, F.A.C. [62-604.130(3)]
- 4. Collection/transmission system overflows shall be reported to the Department in accordance with Permit Condition IX. 20. [62-604.550] [62-620.610(20)]
- 5. The operating authority of a collection/transmission system and the permittee of a treatment plant are prohibited from accepting connections of wastewater discharges which have not received necessary pretreatment or which contain materials or pollutants (other than normal domestic wastewater constituents):
  - a. Which may cause fire or explosion hazards; or
  - b. Which may cause excessive corrosion or other deterioration of wastewater facilities due to chemical action or pH levels; or
  - c. Which are solid or viscous and obstruct flow or otherwise interfere with wastewater facility operations or treatment; or
  - d. Which result in the wastewater temperature at the introduction of the treatment plant exceeding 40°C or otherwise inhibiting treatment; or
  - e. Which result in the presence of toxic gases, vapors, or fumes that may cause worker health and safety problems.

PERMITTEE: Pinellas County Utilities  
FACILITY: South Cross Bayou AWWTF

PERMIT NUMBER: FL0040436-023-DW1P/NR

*[62-604.130(5)]*

6. The treatment facility, storage ponds for Part II systems, rapid infiltration basins, and/or infiltration trenches shall be enclosed with a fence or otherwise provided with features to discourage the entry of animals and unauthorized persons. *[62-600.400(2)(b)]*
7. Screenings and grit removed from the wastewater facilities shall be collected in suitable containers and hauled to a Department approved Class I landfill or to a landfill approved by the Department for receipt/disposal of screenings and grit. *[62-701.300(1)(a)]*
8. Where required by Chapter 471 or Chapter 492, F.S., applicable portions of reports that must be submitted under this permit shall be signed and sealed by a professional engineer or a professional geologist, as appropriate. *[62-620.310(4)]*
9. The permittee shall provide verbal notice to the Department's Southwest District Office as soon as practical after discovery of a sinkhole or other karst feature within an area for the management or application of wastewater, wastewater residuals (sludges), or reclaimed water. The permittee shall immediately implement measures appropriate to control the entry of contaminants, and shall detail these measures to the Department's Southwest District Office in a written report within 7 days of the sinkhole discovery. *[62-620.320(6)]*

#### **IX. GENERAL CONDITIONS**

1. The terms, conditions, requirements, limitations, and restrictions set forth in this permit are binding and enforceable pursuant to Chapter 403, Florida Statutes. Any permit noncompliance constitutes a violation of Chapter 403, Florida Statutes, and is grounds for enforcement action, permit termination, permit revocation and reissuance, or permit revision. *[62-620.610(1)]*
2. This permit is valid only for the specific processes and operations applied for and indicated in the approved drawings or exhibits. Any unauthorized deviations from the approved drawings, exhibits, specifications, or conditions of this permit constitutes grounds for revocation and enforcement action by the Department. *[62-620.610(2)]*
3. As provided in subsection 403.087(7), F.S., the issuance of this permit does not convey any vested rights or any exclusive privileges. Neither does it authorize any injury to public or private property or any invasion of personal rights, nor authorize any infringement of federal, state, or local laws or regulations. This permit is not a waiver of or approval of any other Department permit or authorization that may be required for other aspects of the total project which are not addressed in this permit. *[62-620.610(3)]*
4. This permit conveys no title to land or water, does not constitute state recognition or acknowledgment of title, and does not constitute authority for the use of submerged lands unless herein provided and the necessary title or leasehold interests have been obtained from the State. Only the Trustees of the Internal Improvement Trust Fund may express State opinion as to title. *[62-620.610(4)]*
5. This permit does not relieve the permittee from liability and penalties for harm or injury to human health or welfare, animal or plant life, or property caused by the construction or operation of this permitted source; nor does it allow the permittee to cause pollution in contravention of Florida Statutes and Department rules, unless specifically authorized by an order from the Department. The permittee shall take all reasonable steps to minimize or prevent any discharge, reuse of reclaimed water, or residuals use or disposal in violation of this permit which has a reasonable likelihood of adversely affecting human health or the environment. It shall not be a defense for a permittee in an enforcement action that it would have been necessary to halt or reduce the permitted activity in order to maintain compliance with the conditions of this permit. *[62-620.610(5)]*
6. If the permittee wishes to continue an activity regulated by this permit after its expiration date, the permittee shall apply for and obtain a new permit. *[62-620.610(6)]*



PERMITTEE: Pinellas County Utilities  
FACILITY: South Cross Bayou AWWTF

PERMIT NUMBER: FL0040436-023-DW1P/NR

7. The permittee shall at all times properly operate and maintain the facility and systems of treatment and control, and related appurtenances, that are installed and used by the permittee to achieve compliance with the conditions of this permit. This provision includes the operation of backup or auxiliary facilities or similar systems when necessary to maintain or achieve compliance with the conditions of the permit. *[62-620.610(7)]*
8. This permit may be modified, revoked and reissued, or terminated for cause. The filing of a request by the permittee for a permit revision, revocation and reissuance, or termination, or a notification of planned changes or anticipated noncompliance does not stay any permit condition. *[62-620.610(8)]*
9. The permittee, by accepting this permit, specifically agrees to allow authorized Department personnel, including an authorized representative of the Department and authorized EPA personnel, when applicable, upon presentation of credentials or other documents as may be required by law, and at reasonable times, depending upon the nature of the concern being investigated, to:
  - a. Enter upon the permittee's premises where a regulated facility, system, or activity is located or conducted, or where records shall be kept under the conditions of this permit;
  - b. Have access to and copy any records that shall be kept under the conditions of this permit;
  - c. Inspect the facilities, equipment, practices, or operations regulated or required under this permit; and
  - d. Sample or monitor any substances or parameters at any location necessary to assure compliance with this permit or Department rules.

*[62-620.610(9)]*

10. In accepting this permit, the permittee understands and agrees that all records, notes, monitoring data, and other information relating to the construction or operation of this permitted source which are submitted to the Department may be used by the Department as evidence in any enforcement case involving the permitted source arising under the Florida Statutes or Department rules, except as such use is proscribed by Section 403.111, F.S., or Rule 62-620.302, F.A.C. Such evidence shall only be used to the extent that it is consistent with the Florida Rules of Civil Procedure and applicable evidentiary rules. *[62-620.610(10)]*
11. When requested by the Department, the permittee shall within a reasonable time provide any information required by law which is needed to determine whether there is cause for revising, revoking and reissuing, or terminating this permit, or to determine compliance with the permit. The permittee shall also provide to the Department upon request copies of records required by this permit to be kept. If the permittee becomes aware of relevant facts that were not submitted or were incorrect in the permit application or in any report to the Department, such facts or information shall be promptly submitted or corrections promptly reported to the Department. *[62-620.610(11)]*
12. Unless specifically stated otherwise in Department rules, the permittee, in accepting this permit, agrees to comply with changes in Department rules and Florida Statutes after a reasonable time for compliance; provided, however, the permittee does not waive any other rights granted by Florida Statutes or Department rules. A reasonable time for compliance with a new or amended surface water quality standard, other than those standards addressed in Rule 62-302.500, F.A.C., shall include a reasonable time to obtain or be denied a mixing zone for the new or amended standard. *[62-620.610(12)]*
13. The permittee, in accepting this permit, agrees to pay the applicable regulatory program and surveillance fee in accordance with Rule 62-4.052, F.A.C. *[62-620.610(13)]*
14. This permit is transferable only upon Department approval in accordance with Rule 62-620.340, F.A.C. The permittee shall be liable for any noncompliance of the permitted activity until the transfer is approved by the Department. *[62-620.610(14)]*
15. The permittee shall give the Department written notice at least 60 days before inactivation or abandonment of a wastewater facility or activity and shall specify what steps will be taken to safeguard public health and safety during and following inactivation or abandonment. *[62-620.610(15)]*

PERMITTEE: Pinellas County Utilities  
FACILITY: South Cross Bayou AWWTF

PERMIT NUMBER: FL0040436-023-DW1P/NR

16. The permittee shall apply for a revision to the Department permit in accordance with Rules 62-620.300, F.A.C., and the Department of Environmental Protection Guide to Permitting Wastewater Facilities or Activities Under Chapter 62-620, F.A.C., at least 90 days before construction of any planned substantial modifications to the permitted facility is to commence or with Rule 62-620.325(2), F.A.C., for minor modifications to the permitted facility. A revised permit shall be obtained before construction begins except as provided in Rule 62-620.300, F.A.C. [62-620.610(16)]
17. The permittee shall give advance notice to the Department of any planned changes in the permitted facility or activity which may result in noncompliance with permit requirements. The permittee shall be responsible for any and all damages which may result from the changes and may be subject to enforcement action by the Department for penalties or revocation of this permit. The notice shall include the following information:
- A description of the anticipated noncompliance;
  - The period of the anticipated noncompliance, including dates and times; and
  - Steps being taken to prevent future occurrence of the noncompliance.

[62-620.610(17)]

18. Sampling and monitoring data shall be collected and analyzed in accordance with Rule 62-4.246 and Chapters 62-160, 62-600, and 62-610, F.A.C., and 40 CFR 136, as appropriate.
- Monitoring results shall be reported at the intervals specified elsewhere in this permit and shall be reported on a Discharge Monitoring Report (DMR), DEP Form 62-620.910(10), or as specified elsewhere in the permit.
  - If the permittee monitors any contaminant more frequently than required by the permit, using Department approved test procedures, the results of this monitoring shall be included in the calculation and reporting of the data submitted in the DMR.
  - Calculations for all limitations which require averaging of measurements shall use an arithmetic mean unless otherwise specified in this permit.
  - Except as specifically provided in Rule 62-160.300, F.A.C., any laboratory test required by this permit shall be performed by a laboratory that has been certified by the Department of Health Environmental Laboratory Certification Program (DOH ELCP). Such certification shall be for the matrix, test method and analyte(s) being measured to comply with this permit. For domestic wastewater facilities, testing for parameters listed in Rule 62-160.300(4), F.A.C., shall be conducted under the direction of a certified operator.
  - Field activities including on-site tests and sample collection shall follow the applicable standard operating procedures described in DEP-SOP-001/01 adopted by reference in Chapter 62-160, F.A.C.
  - Alternate field procedures and laboratory methods may be used where they have been approved in accordance with Rules 62-160.220, and 62-160.330, F.A.C.

[62-620.610(18)]

19. Reports of compliance or noncompliance with, or any progress reports on, interim and final requirements contained in any compliance schedule detailed elsewhere in this permit shall be submitted no later than 14 days following each schedule date. [62-620.610(19)]
20. The permittee shall report to the Department's Southwest District Office any noncompliance which may endanger health or the environment. Any information shall be provided orally within 24 hours from the time the permittee becomes aware of the circumstances. A written submission shall also be provided within five days of the time the permittee becomes aware of the circumstances. The written submission shall contain: a description of the noncompliance and its cause; the period of noncompliance including exact dates and time, and if the noncompliance has not been corrected, the anticipated time it is expected to continue; and steps taken or planned to reduce, eliminate, and prevent recurrence of the noncompliance.
- The following shall be included as information which must be reported within 24 hours under this condition:

## Reference for Section III.d

PERMITTEE: Pinellas County Utilities  
FACILITY: South Cross Bayou AWWTF

PERMIT NUMBER: FL0040436-023-DW1P/NR

- (1) Any unanticipated bypass which causes any reclaimed water or effluent to exceed any permit limitation or results in an unpermitted discharge,
  - (2) Any upset which causes any reclaimed water or the effluent to exceed any limitation in the permit,
  - (3) Violation of a maximum daily discharge limitation for any of the pollutants specifically listed in the permit for such notice, and
  - (4) Any unauthorized discharge to surface or ground waters.
- b. Oral reports as required by this subsection shall be provided as follows:
- (1) For unauthorized releases or spills of treated or untreated wastewater reported pursuant to subparagraph IX.20.(a)4. that are in excess of 1,000 gallons per incident, or where information indicates that public health or the environment will be endangered, oral reports shall be provided to the STATE WATCH OFFICE TOLL FREE NUMBER (800) 320-0519, as soon as practical, but no later than 24 hours from the time the permittee becomes aware of the discharge. The permittee, to the extent known, shall provide the following information to the State Watch Office:
    - (a) Name, address, and telephone number of person reporting;
    - (b) Name, address, and telephone number of permittee or responsible person for the discharge;
    - (c) Date and time of the discharge and status of discharge (ongoing or ceased);
    - (d) Characteristics of the wastewater spilled or released (untreated or treated, industrial or domestic wastewater);
    - (e) Estimated amount of the discharge;
    - (f) Location or address of the discharge;
    - (g) Source and cause of the discharge;
    - (h) Whether the discharge was contained on-site, and cleanup actions taken to date;
    - (i) Description of area affected by the discharge, including name of water body affected, if any; and
    - (j) Other persons or agencies contacted.
  - (2) Oral reports, not otherwise required to be provided pursuant to subparagraph IX.20.b.1 above, shall be provided to the Department's Southwest District Office within 24 hours from the time the permittee becomes aware of the circumstances.
- c. If the oral report has been received within 24 hours, the noncompliance has been corrected, and the noncompliance did not endanger health or the environment, the Department's Southwest District Office shall waive the written report.

*[62-620.610(20)]*

21. The permittee shall report all instances of noncompliance not reported under Permit Conditions IX.17., IX.18., or IX.19. of this permit at the time monitoring reports are submitted. This report shall contain the same information required by Permit Condition IX.20. of this permit. *[62-620.610(21)]*

22. Bypass Provisions.

- a. "Bypass" means the intentional diversion of waste streams from any portion of a treatment works.
- b. Bypass is prohibited, and the Department may take enforcement action against a permittee for bypass, unless the permittee affirmatively demonstrates that:
  - (1) Bypass was unavoidable to prevent loss of life, personal injury, or severe property damage; and
  - (2) There were no feasible alternatives to the bypass, such as the use of auxiliary treatment facilities, retention of untreated wastes, or maintenance during normal periods of equipment downtime. This condition is not satisfied if adequate back-up equipment should have been installed in the exercise of reasonable engineering judgment to prevent a bypass which occurred during normal periods of equipment downtime or preventive maintenance; and
  - (3) The permittee submitted notices as required under Permit Condition IX.22.c. of this permit.
- c. If the permittee knows in advance of the need for a bypass, it shall submit prior notice to the Department, if possible at least 10 days before the date of the bypass. The permittee shall submit notice of an unanticipated bypass within 24 hours of learning about the bypass as required in Permit Condition IX.20. of this permit. A notice shall include a description of the bypass and its cause; the period of the bypass, including exact dates and times; if the bypass has not been corrected, the anticipated time it is expected to continue; and the steps taken or planned to reduce, eliminate, and prevent recurrence of the bypass.

Reference for Section III.d

PERMITTEE: Pinellas County Utilities  
FACILITY: South Cross Bayou AWWTF

PERMIT NUMBER: FL0040436-023-DW1P/NR

- d. The Department shall approve an anticipated bypass, after considering its adverse effect, if the permittee demonstrates that it will meet the three conditions listed in Permit Condition IX.22.b.(1) through (3) of this permit.
- e. A permittee may allow any bypass to occur which does not cause reclaimed water or effluent limitations to be exceeded if it is for essential maintenance to assure efficient operation. These bypasses are not subject to the provisions of Permit Condition IX.22.b. through d. of this permit.

[62-620.610(22)]

23. Upset Provisions.

- a. "Upset" means an exceptional incident in which there is unintentional and temporary noncompliance with technology-based effluent limitations because of factors beyond the reasonable control of the permittee.
  - (1) An upset does not include noncompliance caused by operational error, improperly designed treatment facilities, inadequate treatment facilities, lack of preventive maintenance, careless or improper operation.
  - (2) An upset constitutes an affirmative defense to an action brought for noncompliance with technology based permit effluent limitations if the requirements of upset provisions of Rule 62-620.610, F.A.C., are met.
- b. A permittee who wishes to establish the affirmative defense of upset shall demonstrate, through properly signed contemporaneous operating logs, or other relevant evidence that:
  - (1) An upset occurred and that the permittee can identify the cause(s) of the upset;
  - (2) The permitted facility was at the time being properly operated;
  - (3) The permittee submitted notice of the upset as required in Permit Condition IX.20. of this permit; and
  - (4) The permittee complied with any remedial measures required under Permit Condition IX.5. of this permit.
- c. In any enforcement proceeding, the burden of proof for establishing the occurrence of an upset rests with the permittee.
- d. Before an enforcement proceeding is instituted, no representation made during the Department review of a claim that noncompliance was caused by an upset is final agency action subject to judicial review.

[62-620.610(23)]

Executed in Temple Terrace, Florida.

STATE OF FLORIDA DEPARTMENT OF  
ENVIRONMENTAL PROTECTION



---

Pamala Vazquez  
Program Administrator  
Permitting & Waste Cleanup Program  
Southwest District

When Completed submit this report to: <http://www.fldepportal.com/go/>

PERMITTEE NAME: Pinellas County Utilities  
 MAILING ADDRESS: 14 South Ft. Harrison Avenue  
 Clearwater, Florida 33756-

FACILITY: South Cross Bayou AWWTF  
 LOCATION: 7401 54th Ave N  
 St Petersburg, FL 33709-1374

COUNTY: Pinellas  
 OFFICE: Southwest District

PERMIT NUMBER: FL0040436-023-DW1P

LIMIT: Final  
 CLASS SIZE: MA  
 MONITORING GROUP NUMBER: D-001  
 MONITORING GROUP DESCRIPTION: D-001, with Influent

RE-SUBMITTED DMR:   
 NO DISCHARGE FROM SITE:   
 MONITORING PERIOD From: \_\_\_\_\_ To: \_\_\_\_\_

REPORT FREQUENCY: Monthly  
 PROGRAM: Domestic

Parameter		Quantity or Loading	Units	Quality or Concentration	Units	No. Ex.	Frequency of Analysis	Sample Type
Flow	Sample Measurement							
PARM Code 50050 Y Mon. Site No. FLW-01	Permit Requirement	20 (An.Avg.)	MGD				Continuous	Flow Totalizer
Flow	Sample Measurement							
PARM Code 50050 1 Mon. Site No. FLW-01	Permit Requirement	Report (Mo.Avg.)	MGD				Continuous	Flow Totalizer
BOD, Carbonaceous 5 day, 20C	Sample Measurement							
PARM Code 80082 Y Mon. Site No. EFA-01	Permit Requirement			5.0 (An.Avg.)	mg/L		Monthly	24-hr FPC
BOD, Carbonaceous 5 day, 20C	Sample Measurement							
PARM Code 80082 A Mon. Site No. EFA-01	Permit Requirement			6.25 (Mo.Avg.)	7.5 (Max.Wk.Avg.)	mg/L	Monthly	24-hr FPC
BOD, Carbonaceous 5 day, 20C	Sample Measurement							
PARM Code 80082 P Mon. Site No. EFA-01	Permit Requirement				10.0 (Max.)	mg/L	Daily; 24 hours	24-hr FPC
Solids, Total Suspended	Sample Measurement							
PARM Code 00530 Y Mon. Site No. EFA-01	Permit Requirement			5.0 (An.Avg.)	mg/L		Monthly	24-hr FPC

I certify under penalty of law that this document and all attachments were prepared under my direction or supervision in accordance with a system designed to assure that qualified personnel properly gather and evaluate the information submitted. Based on my inquiry of the person or persons who manage the system, or those persons directly responsible for gathering the information, the information submitted is, to the best of my knowledge and belief, true, accurate, and complete. I am aware that there are significant penalties for submitting false information, including the possibility of fine and imprisonment for knowing violations.

NAME/TITLE OF PRINCIPAL EXECUTIVE OFFICER OR AUTHORIZED AGENT	SIGNATURE OF PRINCIPAL EXECUTIVE OFFICER OR AUTHORIZED AGENT	TELEPHONE NO	DATE (mm/dd/yyyy)

COMMENT AND EXPLANATION OF ANY VIOLATIONS (Reference all attachments here):

## DISCHARGE MONITORING REPORT - PART A (Continued)

FACILITY: South Cross Bayou AWWTF

MONITORING GROUP D-001

PERMIT NUMBER: FL0040436-023-DW1P

NUMBER:

MONITORING PERIOD From: \_\_\_\_\_ To: \_\_\_\_\_

Parameter		Quantity or Loading		Units	Quality or Concentration		Units	No. Ex.	Frequency of Analysis	Sample Type
Solids, Total Suspended	Sample Measurement									
PARM Code 00530 A Mon. Site No. EFA-01	Permit Requirement				6.25 (Mo.Avg.)	7.5 (Max.Wk.Avg.)	mg/L		Monthly	24-hr FPC
Solids, Total Suspended	Sample Measurement									
PARM Code 00530 P Mon. Site No. EFA-01	Permit Requirement					10.0 (Max.)	mg/L		Daily; 24 hours	24-hr FPC
Nitrogen, Total	Sample Measurement									
PARM Code 00600 Y Mon. Site No. EFA-01	Permit Requirement				3.0 (An.Avg.)		mg/L		Monthly	24-hr FPC
Nitrogen, Total	Sample Measurement									
PARM Code 00600 A Mon. Site No. EFA-01	Permit Requirement				3.75 (Mo.Avg.)	4.5 (Max.Wk.Avg.)	mg/L		Monthly	24-hr FPC
Nitrogen, Total	Sample Measurement									
PARM Code 00600 P Mon. Site No. EFA-01	Permit Requirement					6.0 (Max.)	mg/L		Daily; 24 hours	24-hr FPC
Phosphorus, Total (as P)	Sample Measurement									
PARM Code 00665 Y Mon. Site No. EFA-01	Permit Requirement				1.0 (An.Avg.)		mg/L		Monthly	24-hr FPC
Phosphorus, Total (as P)	Sample Measurement									
PARM Code 00665 A Mon. Site No. EFA-01	Permit Requirement				1.25 (Mo.Avg.)	1.5 (Max.Wk.Avg.)	mg/L		Monthly	24-hr FPC
Phosphorus, Total (as P)	Sample Measurement									
PARM Code 00665 P Mon. Site No. EFA-01	Permit Requirement					2.0 (Max.)	mg/L		Daily; 24 hours	24-hr FPC
Solids, Total Suspended	Sample Measurement									
PARM Code 00530 B Mon. Site No. EFB-01	Permit Requirement					5.0 (Max.)	mg/L		Daily; 24 hours	Grab
pH	Sample Measurement									
PARM Code 00400 1 Mon. Site No. EFD-02	Permit Requirement				6.5 (Min.)	8.5 (Max.)	s.u.		Continuous	Meter

Reference for Section III.d

DISCHARGE MONITORING REPORT - PART A (Continued)

FACILITY: South Cross Bayou AWWTF

MONITORING GROUP D-001

PERMIT NUMBER: FL0040436-023-DW1P

NUMBER:

MONITORING PERIOD From: \_\_\_\_\_ To: \_\_\_\_\_

Parameter		Quantity or Loading		Units	Quality or Concentration		Units	No. Ex.	Frequency of Analysis	Sample Type
Coliform, Fecal, % less than detection	Sample Measurement									
PARM Code 51005 A Mon. Site No. EFA-01	Permit Requirement				75 (Min.Mo.Total)		percent		Monthly	Calculated
Coliform, Fecal, % less than detection	Sample Measurement									
PARM Code 51005 P Mon. Site No. EFA-02	Permit Requirement				75 (Min.Mo.Total)		percent		Monthly	Calculated
Coliform, Fecal, % less than detection	Sample Measurement									
PARM Code 51005 Q Mon. Site No. EFA-03	Permit Requirement				75 (Min.Mo.Total)		percent		Monthly	Calculated
Coliform, Fecal	Sample Measurement									
PARM Code 74055 A Mon. Site No. EFA-01	Permit Requirement					25 (Max.)	#/100mL		Daily; 24 hours	Grab
Coliform, Fecal	Sample Measurement									
PARM Code 74055 P Mon. Site No. EFA-02	Permit Requirement					25 (Max.)	#/100mL		Daily; 24 hours	Grab
Coliform, Fecal	Sample Measurement									
PARM Code 74055 Q Mon. Site No. EFA-03	Permit Requirement					25 (Max.)	#/100mL		Daily; 24 hours	Grab
Chlorine, Total Residual (For Disinfection)	Sample Measurement									
PARM Code 50060 A Mon. Site No. EFA-01	Permit Requirement				1.0 (Min.)		mg/L		Continuous	Meter
Chlorine, Total Residual (For Dechlorination)	Sample Measurement									
PARM Code 50060 1 Mon. Site No. EFD-02	Permit Requirement					0.01 (Max.)	mg/L		Daily; 24 hours	Grab
Enterococci	Sample Measurement									
PARM Code 31639 A Mon. Site No. EFA-01	Permit Requirement					Report (Max.)	#/100mL		Weekly	Grab
Enterococci	Sample Measurement									
PARM Code 31639 P Mon. Site No. EFA-01	Permit Requirement				35 (Mo.Geo.Mn.)	130 (90th %)	#/100mL		Monthly	Calculated

Reference for Section III.d

DISCHARGE MONITORING REPORT - PART A (Continued)

FACILITY: South Cross Bayou AWWTF

MONITORING GROUP D-001

PERMIT NUMBER: FL0040436-023-DW1P

NUMBER:

MONITORING PERIOD From: \_\_\_\_\_ To: \_\_\_\_\_

Parameter		Quantity or Loading		Units	Quality or Concentration		Units	No. Ex.	Frequency of Analysis	Sample Type
Enterococci	Sample Measurement									
PARM Code 31639 Q Mon. Site No. EFA-02	Permit Requirement					Report (Max.)	#/100mL		Weekly	Grab
Enterococci	Sample Measurement									
PARM Code 31639 R Mon. Site No. EFA-02	Permit Requirement				35 (Mo.Geo.Mn.)	130 (90th %)	#/100mL		Monthly	Calculated
Enterococci	Sample Measurement									
PARM Code 31639 S Mon. Site No. EFA-03	Permit Requirement					Report (Max.)	#/100mL		Weekly	Grab
Enterococci	Sample Measurement									
PARM Code 31639 T Mon. Site No. EFA-03	Permit Requirement				35 (Mo.Geo.Mn.)	130 (90th %)	#/100mL		Monthly	Calculated
Oxygen, Dissolved (DO)	Sample Measurement									
PARM Code 00300 1 Mon. Site No. EFD-01	Permit Requirement				5.0 (Min.)		mg/L		Daily; 24 hours	Grab
Chlorodibromomethane	Sample Measurement									
PARM Code 34306 Y Mon. Site No. EFD-02	Permit Requirement					34 (An.Avg.)	ug/L		Monthly	Grab
Chlorodibromomethane	Sample Measurement									
PARM Code 34306 1 Mon. Site No. EFD-02	Permit Requirement					Report (Max.)	ug/L		Monthly	Grab
Dichlorobromomethane	Sample Measurement									
PARM Code 32101 Y Mon. Site No. EFD-02	Permit Requirement					22 (An.Avg.)	ug/L		Monthly	Grab
Dichlorobromomethane	Sample Measurement									
PARM Code 32101 1 Mon. Site No. EFD-02	Permit Requirement					Report (Max.)	ug/L		Monthly	Grab
7-DAY CHRONIC STATRE Americamysis (Mysidopsis) bahia (Routine)	Sample Measurement									
PARM Code TRP3E P Mon. Site No. EFD-02	Permit Requirement				100 (Min.)		percent		Quarterly	24-hr FPC



## Reference for Section III.d

## DISCHARGE MONITORING REPORT - PART A (Continued)

FACILITY: South Cross Bayou AWWTF

MONITORING GROUP D-001

PERMIT NUMBER: FL0040436-023-DW1P

NUMBER:

MONITORING PERIOD

From: \_\_\_\_\_

To: \_\_\_\_\_

Parameter		Quantity or Loading	Units	Quality or Concentration	Units	No. Ex.	Frequency of Analysis	Sample Type
7-DAY CHRONIC STATRE Americamysis (Mysidopsis) bahia (Additional)	Sample Measurement							
PARM Code TRP3E Q Mon. Site No. EFD-02	Permit Requirement			100 (Min.)	percent		As needed	As required by the permit
7-DAY CHRONIC STATRE Americamysis (Mysidopsis) bahia (Additional)	Sample Measurement							
PARM Code TRP3E R Mon. Site No. EFD-02	Permit Requirement			100 (Min.)	percent		As needed	As required by the permit
7-DAY CHRONIC STATRE Menidia beryllina (Routine)	Sample Measurement							
PARM Code TRP6B P Mon. Site No. EFD-02	Permit Requirement			100 (Min.)	percent		Quarterly	24-hr FPC
7-DAY CHRONIC STATRE Menidia beryllina (Additional)	Sample Measurement							
PARM Code TRP6B Q Mon. Site No. EFD-02	Permit Requirement			100 (Min.)	percent		As needed	As required by the permit
7-DAY CHRONIC STATRE Menidia beryllina (Additional)	Sample Measurement							
PARM Code TRP6B R Mon. Site No. EFD-02	Permit Requirement			100 (Min.)	percent		As needed	As required by the permit
Flow Rate	Sample Measurement							
PARM Code 00056 1 Mon. Site No. FLW-04	Permit Requirement	Report (Day.Max.)	gpd				Continuous	Meter
Ultraviolet Light Dosage	Sample Measurement							
PARM Code 61938 J Mon. Site No. PPI-01	Permit Requirement			100 (Min.)	mW-s/sqcm		Continuous	Meter
Ultraviolet Light Dosage	Sample Measurement							
PARM Code 61938 P Mon. Site No. PPI-02	Permit Requirement			100 (Min.)	mW-s/sqcm		Continuous	Meter
Ultraviolet Light Transmittance	Sample Measurement							
PARM Code 51043 J Mon. Site No. EFB-01	Permit Requirement			51 (Min.)	percent		Continuous	Meter

Reference for Section III.d

DISCHARGE MONITORING REPORT - PART A (Continued)

FACILITY: South Cross Bayou AWWTF

MONITORING GROUP D-001

PERMIT NUMBER: FL0040436-023-DW1P

NUMBER:

MONITORING PERIOD From: \_\_\_\_\_ To: \_\_\_\_\_

Parameter		Quantity or Loading		Units	Quality or Concentration			Units	No. Ex.	Frequency of Analysis	Sample Type
Ultraviolet Light Intensity	Sample Measurement										
PARM Code 49607 J Mon. Site No. PPI-01	Permit Requirement				Report (Min.)			mW/sqcm		Continuous	Meter
Ultraviolet Light Intensity	Sample Measurement										
PARM Code 49607 P Mon. Site No. PPI-02	Permit Requirement				Report (Min.)			mW/sqcm		Continuous	Meter
Turbidity	Sample Measurement										
PARM Code 00070 B Mon. Site No. EFB-01	Permit Requirement				Report (Min.)			NTU		Continuous	Meter
Flow	Sample Measurement										
PARM Code 50050 P Mon. Site No. FLW-03	Permit Requirement		33 (An.Avg.)	MGD						Continuous	Flow Totalizer
Flow	Sample Measurement										
PARM Code 50050 Q Mon. Site No. FLW-03	Permit Requirement		Report (Mo.Avg.)	MGD						Continuous	Flow Totalizer
Percent Capacity, (TMADF/Permitted Capacity) x 100	Sample Measurement										
PARM Code 00180 G Mon. Site No. INF-01	Permit Requirement					Report (Mo.Avg.)		percent		Monthly	Calculated
BOD, Carbonaceous 5 day, 20C (Influent)	Sample Measurement										
PARM Code 80082 G Mon. Site No. INF-01	Permit Requirement					Report (Max.)		mg/L		Daily; 24 hours	24-hr FPC
Solids, Total Suspended (Influent)	Sample Measurement										
PARM Code 00530 G Mon. Site No. INF-01	Permit Requirement					Report (Max.)		mg/L		Daily; 24 hours	24-hr FPC

Reference for Section III.d

DEPARTMENT OF ENVIRONMENTAL PROTECTION DISCHARGE MONITORING REPORT - PART A

When Completed submit this report to: <http://www.fldepportal.com/go/>

PERMITTEE NAME: Pinellas County Utilities  
 MAILING ADDRESS: 14 South Ft. Harrison Avenue  
 Clearwater, Florida 33756-

PERMIT NUMBER: FL0040436-023-DW1P

LIMIT: Final  
 CLASS SIZE: MA  
 MONITORING GROUP NUMBER: R-001  
 MONITORING GROUP DESCRIPTION: R001- REUSE SYSTEM SLOW-RATE PUBLIC ACCESS LAND APPLICATION SYSTEM

REPORT FREQUENCY: Monthly  
 PROGRAM: Domestic

FACILITY: South Cross Bayou AWWTF  
 LOCATION: 7401 54th Ave N  
 St Petersburg, FL 33709-1374

RE-SUBMITTED DMR:   
 NO DISCHARGE FROM SITE:   
 MONITORING PERIOD From: \_\_\_\_\_ To: \_\_\_\_\_

COUNTY: Pinellas  
 OFFICE: Southwest District

Parameter		Quantity or Loading	Units	Quality or Concentration	Units	No. Ex.	Frequency of Analysis	Sample Type
Flow	Sample Measurement							
PARM Code 50050 Y Mon. Site No. FLW-02	Permit Requirement	33.0 (An.Avg.)	MGD				Continuous	Flow Totalizer
Flow	Sample Measurement							
PARM Code 50050 1 Mon. Site No. FLW-02	Permit Requirement	Report (Mo.Avg.)	MGD				Continuous	Flow Totalizer
BOD, Carbonaceous 5 day, 20C	Sample Measurement							
PARM Code 80082 Y Mon. Site No. EFA-01	Permit Requirement			20.0 (An.Avg.)	mg/L		Monthly	Calculated
BOD, Carbonaceous 5 day, 20C	Sample Measurement							
PARM Code 80082 A Mon. Site No. EFA-01	Permit Requirement			30.0 (Mo.Avg.)	45.0 (Max.Wk.Avg.)	mg/L	Monthly	Calculated
BOD, Carbonaceous 5 day, 20C	Sample Measurement							
PARM Code 80082 P Mon. Site No. EFA-01	Permit Requirement				60.0 (Max.)	mg/L	Daily; 24 hours	24-hr FPC
Solids, Total Suspended	Sample Measurement							
PARM Code 00530 B Mon. Site No. EFB-01	Permit Requirement				5.0 (Max.)	mg/L	Daily; 24 hours	Grab

I certify under penalty of law that this document and all attachments were prepared under my direction or supervision in accordance with a system designed to assure that qualified personnel properly gather and evaluate the information submitted. Based on my inquiry of the person or persons who manage the system, or those persons directly responsible for gathering the information, the information submitted is, to the best of my knowledge and belief, true, accurate, and complete. I am aware that there are significant penalties for submitting false information, including the possibility of fine and imprisonment for knowing violations.

NAME/TITLE OF PRINCIPAL EXECUTIVE OFFICER OR AUTHORIZED AGENT	SIGNATURE OF PRINCIPAL EXECUTIVE OFFICER OR AUTHORIZED AGENT	TELEPHONE NO	DATE (mm/dd/yyyy)

COMMENT AND EXPLANATION OF ANY VIOLATIONS (Reference all attachments here):

## Reference for Section III.d

## DISCHARGE MONITORING REPORT - PART A (Continued)

FACILITY: South Cross Bayou AWWTF

MONITORING GROUP R-001

PERMIT NUMBER: FL0040436-023-DW1P

NUMBER:

MONITORING PERIOD From: \_\_\_\_\_ To: \_\_\_\_\_

Parameter		Quantity or Loading		Units	Quality or Concentration			Units	No. Ex.	Frequency of Analysis	Sample Type
Coliform, Fecal, % less than detection	Sample Measurement										
PARM Code 51005 A Mon. Site No. EFA-01	Permit Requirement				75 (Min.Mo.Total)		percent			Daily; 24 hours	Calculated
Coliform, Fecal, % less than detection	Sample Measurement										
PARM Code 51005 P Mon. Site No. EFA-02	Permit Requirement				75 (Min.Mo.Total)		percent			Daily; 24 hours	Calculated
Coliform, Fecal, % less than detection	Sample Measurement										
PARM Code 51005 Q Mon. Site No. EFA-03	Permit Requirement				75 (Min.Mo.Total)		percent			Daily; 24 hours	Calculated
Coliform, Fecal	Sample Measurement										
PARM Code 74055 A Mon. Site No. EFA-01	Permit Requirement					25 (Max.)	#/100mL			Daily; 24 hours	Grab
Coliform, Fecal	Sample Measurement										
PARM Code 74055 P Mon. Site No. EFA-02	Permit Requirement					25 (Max.)	#/100mL			Daily; 24 hours	Grab
Coliform, Fecal	Sample Measurement										
PARM Code 74055 Q Mon. Site No. EFA-03	Permit Requirement					25 (Max.)	#/100mL			Daily; 24 hours	Grab
pH	Sample Measurement										
PARM Code 00400 A Mon. Site No. EFA-01	Permit Requirement				6.0 (Min.)	8.5 (Max.)	s.u.			Continuous	Meter
Chlorine, Total Residual (For Disinfection)	Sample Measurement										
PARM Code 50060 A Mon. Site No. EFA-01	Permit Requirement				1.0 (Min.)		mg/L			Continuous	Meter
Turbidity	Sample Measurement										
PARM Code 00070 B Mon. Site No. EFB-01	Permit Requirement					Report (Max.)	NTU			Continuous	Meter
Flow Rate	Sample Measurement										
PARM Code 00056 1 Mon. Site No. FLW-04	Permit Requirement		Report (Day.Max.)	gpd						Continuous	Meter

DISCHARGE MONITORING REPORT - PART A (Continued)

FACILITY: South Cross Bayou AWWTF

MONITORING GROUP R-001

PERMIT NUMBER: FL0040436-023-DW1P

NUMBER:

MONITORING PERIOD From: \_\_\_\_\_ To: \_\_\_\_\_

Parameter		Quantity or Loading		Units	Quality or Concentration			Units	No. Ex.	Frequency of Analysis	Sample Type
Ultraviolet Light Dosage	Sample Measurement										
PARM Code 61938 J Mon. Site No. PPI-01	Permit Requirement				100 (Min.)			mW-s/sqcm		Continuous	Meter
Ultraviolet Light Dosage	Sample Measurement										
PARM Code 61938 P Mon. Site No. PPI-02	Permit Requirement				100 (Min.)			mW-s/sqcm		Continuous	Meter
Ultraviolet Light Transmittance	Sample Measurement										
PARM Code 51043 J Mon. Site No. EFB-01	Permit Requirement				51 (Min.)			percent		Continuous	Meter
Ultraviolet Light Intensity	Sample Measurement										
PARM Code 49607 J Mon. Site No. PPI-01	Permit Requirement				Report (Min.)			mW/sqcm		Continuous	Meter
Ultraviolet Light Intensity	Sample Measurement										
PARM Code 49607 P Mon. Site No. PPI-02	Permit Requirement				Report (Min.)			uW/sqcm		Continuous	Meter
	Sample Measurement										
	Permit Requirement										

DEPARTMENT OF ENVIRONMENTAL PROTECTION DISCHARGE MONITORING REPORT - PART A

When Completed submit this report to: <http://www.fldepportal.com/go/>

PERMITTEE NAME: Pinellas County Utilities  
 MAILING ADDRESS: 14 South Ft. Harrison Avenue  
 Clearwater, Florida 33756-

PERMIT NUMBER: FL0040436-023-DW1P

FACILITY: South Cross Bayou AWWTF  
 LOCATION: 7401 54th Ave N  
 St Petersburg, FL 33709-1374

LIMIT: Final  
 CLASS SIZE: MA  
 MONITORING GROUP NUMBER: RMP-AA  
 MONITORING GROUP DESCRIPTION: Class AA Biosolids

REPORT FREQUENCY: Monthly  
 PROGRAM: Domestic

COUNTY: Pinellas  
 OFFICE: Southwest District

RE-SUBMITTED DMR:   
 NO DISCHARGE FROM SITE:   
 MONITORING PERIOD From: \_\_\_\_\_ To: \_\_\_\_\_

Parameter		Quantity or Loading	Units	Quality or Concentration	Units	No. Ex.	Frequency of Analysis	Sample Type
Nitrogen, Sludge, Tot, Dry Wt (as N)	Sample Measurement							
PARM Code 78470 + Mon. Site No. RMP-AA	Permit Requirement	Report (Mo.Avg.)	percent				Monthly	Composite
Phosphorus, Sludge, Tot, Dry Wt (as P)	Sample Measurement							
PARM Code 78478 + Mon. Site No. RMP-AA	Permit Requirement	Report (Mo.Avg.)	percent				Monthly	Composite
Potassium, Sludge, Tot, Dry Wt (as K)	Sample Measurement							
PARM Code 78472 + Mon. Site No. RMP-AA	Permit Requirement	Report (Mo.Avg.)	percent				Monthly	Composite
Arsenic Total, Dry Weight, Sludge	Sample Measurement							
PARM Code 49565 + Mon. Site No. RMP-AA	Permit Requirement			41.0 (Mo.Avg.)	75.0 (Max.)	mg/kg	Monthly	Composite
Cadmium, Sludge, Tot, Dry Weight (as Cd)	Sample Measurement							
PARM Code 78476 + Mon. Site No. RMP-AA	Permit Requirement			39.0 (Mo.Avg.)	85.0 (Max.)	mg/kg	Monthly	Composite
Copper, Sludge, Tot, Dry Wt. (as Cu)	Sample Measurement							
PARM Code 78475 + Mon. Site No. RMP-AA	Permit Requirement			1500.0 (Mo.Avg.)	4300.0 (Max.)	mg/kg	Monthly	Composite

\*EITHER THE FECAL COLIFORM LIMIT OR SALMONELLA SP. LIMIT MUST BE MET.

I certify under penalty of law that this document and all attachments were prepared under my direction or supervision in accordance with a system designed to assure that qualified personnel properly gather and evaluate the information submitted. Based on my inquiry of the person or persons who manage the system, or those persons directly responsible for gathering the information, the information submitted is, to the best of my knowledge and belief, true, accurate, and complete. I am aware that there are significant penalties for submitting false information, including the possibility of fine and imprisonment for knowing violations.

NAME/TITLE OF PRINCIPAL EXECUTIVE OFFICER OR AUTHORIZED AGENT	SIGNATURE OF PRINCIPAL EXECUTIVE OFFICER OR AUTHORIZED AGENT	TELEPHONE NO	DATE (mm/dd/yyyy)

COMMENT AND EXPLANATION OF ANY VIOLATIONS (Reference all attachments here):

## Reference for Section III.d

## DISCHARGE MONITORING REPORT - PART A (Continued)

FACILITY: South Cross Bayou AWWTF

MONITORING GROUP RMP-AA

PERMIT NUMBER: FL0040436-023-DW1P

NUMBER:

MONITORING PERIOD From: \_\_\_\_\_ To: \_\_\_\_\_

Parameter		Quantity or Loading		Units	Quality or Concentration		Units	No. Ex.	Frequency of Analysis	Sample Type
Lead, Dry Weight, Sludge	Sample Measurement									
PARM Code 78468 + Mon. Site No. RMP-AA	Permit Requirement				300.0 (Mo.Avg.)	840.0 (Max.)	mg/kg		Monthly	Composite
Mercury, Dry Weight, Sludge	Sample Measurement									
PARM Code 78471 + Mon. Site No. RMP-AA	Permit Requirement				17.0 (Mo.Avg.)	57.0 (Max.)	mg/kg		Monthly	Composite
Molybdenum, Dry Weight, Sludge	Sample Measurement									
PARM Code 78465 + Mon. Site No. RMP-AA	Permit Requirement					75.0 (Max.)	mg/kg		Monthly	Composite
Nickel, Dry Weight, Sludge	Sample Measurement									
PARM Code 78469 + Mon. Site No. RMP-AA	Permit Requirement				420.0 (Mo.Avg.)	420.0 (Max.)	mg/kg		Monthly	Composite
Selenium Sludge Solid	Sample Measurement									
PARM Code 61518 + Mon. Site No. RMP-AA	Permit Requirement				100.0 (Mo.Avg.)	100.0 (Max.)	mg/kg		Monthly	Composite
Zinc, Dry Weight, Sludge	Sample Measurement									
PARM Code 78467 + Mon. Site No. RMP-AA	Permit Requirement				2800.0 (Mo.Avg.)	7500.0 (Max.)	mg/kg		Monthly	Composite
pH	Sample Measurement									
PARM Code 00400 + Mon. Site No. RMP-AA	Permit Requirement					Report (Max.)	s.u.		Monthly	Grab
Solids, Total, Sludge, Percent	Sample Measurement									
PARM Code 61553 + Mon. Site No. RMP-AA	Permit Requirement				Report (Mo.Avg.)	Report (Max.)	percent		Monthly	Composite
Coliform, Fecal	Sample Measurement									
PARM Code 74055 + Mon. Site No. RMP-AA	Permit Requirement		1000.0 (Max.)	MPN/g					Monthly	Grab
Salmonella Sludge	Sample Measurement									
PARM Code 71204 + Mon. Site No. RMP-AA	Permit Requirement		3.0 (Max.)	MPN/4g					Monthly	Grab

When Completed submit this report to: <http://www.fldepportal.com/go/>

PERMITTEE NAME: Pinellas County Utilities  
 MAILING ADDRESS: 14 South Ft. Harrison Avenue  
 Clearwater, Florida 33756-

PERMIT NUMBER: FL0040436-023-DW1P

LIMIT: Final  
 CLASS SIZE: MA  
 MONITORING GROUP NUMBER: RMP-Q  
 MONITORING GROUP DESCRIPTION: Biosolids Quantity

REPORT FREQUENCY: Monthly  
 PROGRAM: Domestic

FACILITY: South Cross Bayou AWWTF  
 LOCATION: 7401 54th Ave N  
 St Petersburg, FL 33709-1374

RE-SUBMITTED DMR:   
 NO DISCHARGE FROM SITE:   
 MONITORING PERIOD From: \_\_\_\_\_ To: \_\_\_\_\_

COUNTY: Pinellas  
 OFFICE: Southwest District

Parameter		Quantity or Loading	Units	Quality or Concentration	Units	No. Ex.	Frequency of Analysis	Sample Type
Biosolids Quantity (Landfilled)	Sample Measurement							
PARM Code B0008 + Mon. Site No. RMP-05	Permit Requirement	Report (Mo.Total)	dry tons				Monthly	Calculated
Biosolids Quantity (Received)	Sample Measurement							
PARM Code B0002 + Mon. Site No. RMP-01	Permit Requirement	Report (Mo.Total)	dry tons				Monthly	Calculated
Biosolids Quantity (Distributed & Marketed in FL)	Sample Measurement							
PARM Code B0004 + Mon. Site No. RMP-02	Permit Requirement	Report (Mo.Total)	dry tons				Monthly	Calculated
Biosolids Quantity (Distributed & Marketed outside FL)	Sample Measurement							
PARM Code B0005 + Mon. Site No. RMP-03	Permit Requirement	Report (Mo.Total)	dry tons				Monthly	Calculated
Biosolids Quantity (Transferred)	Sample Measurement							
PARM Code B0007 + Mon. Site No. RMP-04	Permit Requirement	Report (Mo.Total)	dry tons				Monthly	Calculated

I certify under penalty of law that this document and all attachments were prepared under my direction or supervision in accordance with a system designed to assure that qualified personnel properly gather and evaluate the information submitted. Based on my inquiry of the person or persons who manage the system, or those persons directly responsible for gathering the information, the information submitted is, to the best of my knowledge and belief, true, accurate, and complete. I am aware that there are significant penalties for submitting false information, including the possibility of fine and imprisonment for knowing violations.

NAME/TITLE OF PRINCIPAL EXECUTIVE OFFICER OR AUTHORIZED AGENT	SIGNATURE OF PRINCIPAL EXECUTIVE OFFICER OR AUTHORIZED AGENT	TELEPHONE NO	DATE (mm/dd/yyyy)

COMMENT AND EXPLANATION OF ANY VIOLATIONS (Reference all attachments here):



When Completed submit this report to: <http://www.fldepportal.com/go/>

PERMITTEE NAME: Pinellas County Utilities  
 MAILING ADDRESS: 14 South Ft. Harrison Avenue  
 Clearwater, Florida 33756-

PERMIT NUMBER: FL0040436-023-DW1P

FACILITY: South Cross Bayou AWWTF  
 LOCATION: 7401 54th Ave N  
 St Petersburg, FL 33709-1374

LIMIT: Final  
 CLASS SIZE: MA  
 MONITORING GROUP NUMBER: PRT-I  
 MONITORING GROUP DESCRIPTION: Influent Pretreatment

REPORT FREQUENCY: Annually  
 PROGRAM: Domestic

COUNTY: Pinellas  
 OFFICE: Southwest District

RE-SUBMITTED DMR:   
 NO DISCHARGE FROM SITE:   
 MONITORING PERIOD From: \_\_\_\_\_ To: \_\_\_\_\_

Parameter		Quantity or Loading	Units	Quality or Concentration	Units	No. Ex.	Frequency of Analysis	Sample Type
pH	Sample Measurement							
PARM Code 00400 G Mon. Site No. PRT-I	Permit Requirement			Report (Min.)	Report (Max.)	s.u.	Annually	Grab
Oil and Grease, hexane extr method	Sample Measurement							
PARM Code 00552 G Mon. Site No. PRT-I	Permit Requirement			Report (An.Avg.)	Report (Max.)	mg/L	Annually	Grab
Benzene	Sample Measurement							
PARM Code 34030 G Mon. Site No. PRT-I	Permit Requirement			Report (An.Avg.)	Report (Max.)	ug/L	Annually	Grab
Bromoform	Sample Measurement							
PARM Code 32104 G Mon. Site No. PRT-I	Permit Requirement			Report (An.Avg.)	Report (Max.)	ug/L	Annually	Grab
Carbon tetrachloride	Sample Measurement							
PARM Code 32102 G Mon. Site No. PRT-I	Permit Requirement			Report (An.Avg.)	Report (Max.)	ug/L	Annually	Grab
Chlorobenzene	Sample Measurement							
PARM Code 34301 G Mon. Site No. PRT-I	Permit Requirement			Report (An.Avg.)	Report (Max.)	ug/L	Annually	Grab

\*FOR THOSE PARAMETERS THAT ARE SAMPLED ANNUALLY, THE MAXIMUM AND AVERAGE CONCENTRATIONS ARE EQUIVALENT AND SHALL BE REPORTED AS SUCH ON THE DMR.

I certify under penalty of law that this document and all attachments were prepared under my direction or supervision in accordance with a system designed to assure that qualified personnel properly gather and evaluate the information submitted. Based on my inquiry of the person or persons who manage the system, or those persons directly responsible for gathering the information, the information submitted is, to the best of my knowledge and belief, true, accurate, and complete. I am aware that there are significant penalties for submitting false information, including the possibility of fine and imprisonment for knowing violations.

NAME/TITLE OF PRINCIPAL EXECUTIVE OFFICER OR AUTHORIZED AGENT	SIGNATURE OF PRINCIPAL EXECUTIVE OFFICER OR AUTHORIZED AGENT	TELEPHONE NO	DATE (mm/dd/yyyy)

COMMENT AND EXPLANATION OF ANY VIOLATIONS (Reference all attachments here):

## Reference for Section III.d

## DISCHARGE MONITORING REPORT - PART A (Continued)

FACILITY: South Cross Bayou AWWTF

MONITORING GROUP

PRT-I

PERMIT NUMBER: FL0040436-023-DW1P

NUMBER:

MONITORING PERIOD

From: \_\_\_\_\_

To: \_\_\_\_\_

Parameter		Quantity or Loading		Units	Quality or Concentration		Units	No. Ex.	Frequency of Analysis	Sample Type
Chlorodibromomethane	Sample Measurement									
PARM Code 34306 G Mon. Site No. PRT-I	Permit Requirement				Report (An.Avg.)	Report (Max.)	ug/L		Annually	Grab
Chloroethane	Sample Measurement									
PARM Code 85811 G Mon. Site No. PRT-I	Permit Requirement				Report (An.Avg.)	Report (Max.)	ug/L		Annually	Grab
2-chloroethyl vinyl ether (mixed)	Sample Measurement									
PARM Code 34576 G Mon. Site No. PRT-I	Permit Requirement				Report (An.Avg.)	Report (Max.)	ug/L		Annually	Grab
Chloroform	Sample Measurement									
PARM Code 32106 G Mon. Site No. PRT-I	Permit Requirement				Report (An.Avg.)	Report (Max.)	ug/L		Annually	Grab
Dichlorobromomethane	Sample Measurement									
PARM Code 32101 G Mon. Site No. PRT-I	Permit Requirement				Report (An.Avg.)	Report (Max.)	ug/L		Annually	Grab
1,2-dichlorobenzene	Sample Measurement									
PARM Code 34536 G Mon. Site No. PRT-I	Permit Requirement				Report (An.Avg.)	Report (Max.)	ug/L		Annually	Grab
1,3-dichlorobenzene	Sample Measurement									
PARM Code 34566 G Mon. Site No. PRT-I	Permit Requirement				Report (An.Avg.)	Report (Max.)	ug/L		Annually	Grab
1,4-dichlorobenzene	Sample Measurement									
PARM Code 34571 G Mon. Site No. PRT-I	Permit Requirement				Report (An.Avg.)	Report (Max.)	ug/L		Annually	Grab
1,1-dichloroethane	Sample Measurement									
PARM Code 34496 G Mon. Site No. PRT-I	Permit Requirement				Report (An.Avg.)	Report (Max.)	ug/L		Annually	Grab
1,2-dichloroethane	Sample Measurement									
PARM Code 32103 G Mon. Site No. PRT-I	Permit Requirement				Report (An.Avg.)	Report (Max.)	ug/L		Annually	Grab

Reference for Section III.d

DISCHARGE MONITORING REPORT - PART A (Continued)

FACILITY: South Cross Bayou AWWTF

MONITORING GROUP  
NUMBER:  
MONITORING PERIOD

PRT-I

PERMIT NUMBER: FL0040436-023-DW1P

From: \_\_\_\_\_ To: \_\_\_\_\_

Parameter		Quantity or Loading		Units	Quality or Concentration		Units	No. Ex.	Frequency of Analysis	Sample Type
1,1-dichloroethylene	Sample Measurement									
PARM Code 34501 G Mon. Site No. PRT-I	Permit Requirement				Report (An.Avg.)	Report (Max.)	ug/L		Annually	Grab
1,2-dichloropropane	Sample Measurement									
PARM Code 34541 G Mon. Site No. PRT-I	Permit Requirement				Report (An.Avg.)	Report (Max.)	ug/L		Annually	Grab
1,3-dichloropropene	Sample Measurement									
PARM Code 77163 G Mon. Site No. PRT-I	Permit Requirement				Report (An.Avg.)	Report (Max.)	ug/L		Annually	Grab
Ethylbenzene	Sample Measurement									
PARM Code 34371 G Mon. Site No. PRT-I	Permit Requirement				Report (An.Avg.)	Report (Max.)	ug/L		Annually	Grab
Methyl bromide	Sample Measurement									
PARM Code 34413 G Mon. Site No. PRT-I	Permit Requirement				Report (An.Avg.)	Report (Max.)	ug/L		Annually	Grab
Methyl chloride	Sample Measurement									
PARM Code 34418 G Mon. Site No. PRT-I	Permit Requirement				Report (An.Avg.)	Report (Max.)	ug/L		Annually	Grab
Methylene chloride	Sample Measurement									
PARM Code 34423 G Mon. Site No. PRT-I	Permit Requirement				Report (An.Avg.)	Report (Max.)	ug/L		Annually	Grab
1,1,2,2-tetrachloroethane	Sample Measurement									
PARM Code 34516 G Mon. Site No. PRT-I	Permit Requirement				Report (An.Avg.)	Report (Max.)	ug/L		Annually	Grab
Tetrachloroethylene	Sample Measurement									
PARM Code 34475 G Mon. Site No. PRT-I	Permit Requirement				Report (An.Avg.)	Report (Max.)	ug/L		Annually	Grab
Toluene	Sample Measurement									
PARM Code 34010 G Mon. Site No. PRT-I	Permit Requirement				Report (An.Avg.)	Report (Max.)	ug/L		Annually	Grab

## Reference for Section III.d

## DISCHARGE MONITORING REPORT - PART A (Continued)

FACILITY: South Cross Bayou AWWTF

MONITORING GROUP PRT-I

PERMIT NUMBER: FL0040436-023-DW1P

NUMBER:

MONITORING PERIOD From: \_\_\_\_\_ To: \_\_\_\_\_

Parameter		Quantity or Loading		Units	Quality or Concentration		Units	No. Ex.	Frequency of Analysis	Sample Type
1,2-trans-dichloroethylene	Sample Measurement									
PARM Code 34546 G Mon. Site No. PRT-I	Permit Requirement				Report (An.Avg.)	Report (Max.)	ug/L		Annually	Grab
1,1,1-trichloroethane	Sample Measurement									
PARM Code 34506 G Mon. Site No. PRT-I	Permit Requirement				Report (An.Avg.)	Report (Max.)	ug/L		Annually	Grab
1,1,2-trichloroethane	Sample Measurement									
PARM Code 34511 G Mon. Site No. PRT-I	Permit Requirement				Report (An.Avg.)	Report (Max.)	ug/L		Annually	Grab
Trichloroethylene	Sample Measurement									
PARM Code 39180 G Mon. Site No. PRT-I	Permit Requirement				Report (An.Avg.)	Report (Max.)	ug/L		Annually	Grab
Vinyl chloride	Sample Measurement									
PARM Code 39175 G Mon. Site No. PRT-I	Permit Requirement				Report (An.Avg.)	Report (Max.)	ug/L		Annually	Grab
2-chlorophenol	Sample Measurement									
PARM Code 34586 G Mon. Site No. PRT-I	Permit Requirement				Report (An.Avg.)	Report (Max.)	ug/L		Annually	24-hr FPC
2,4-dichlorophenol	Sample Measurement									
PARM Code 34601 G Mon. Site No. PRT-I	Permit Requirement				Report (An.Avg.)	Report (Max.)	ug/L		Annually	24-hr FPC
2,4-dimethylphenol	Sample Measurement									
PARM Code 34606 G Mon. Site No. PRT-I	Permit Requirement				Report (An.Avg.)	Report (Max.)	ug/L		Annually	24-hr FPC
4,6-dinitro-o-cresol	Sample Measurement									
PARM Code 34657 G Mon. Site No. PRT-I	Permit Requirement				Report (An.Avg.)	Report (Max.)	ug/L		Annually	24-hr FPC
2,4-dinitrophenol	Sample Measurement									
PARM Code 34616 G Mon. Site No. PRT-I	Permit Requirement				Report (An.Avg.)	Report (Max.)	ug/L		Annually	24-hr FPC

## Reference for Section III.d

## DISCHARGE MONITORING REPORT - PART A (Continued)

FACILITY: South Cross Bayou AWWTF

MONITORING GROUP

PRT-I

PERMIT NUMBER: FL0040436-023-DW1P

NUMBER:

MONITORING PERIOD

From: \_\_\_\_\_

To: \_\_\_\_\_

Parameter		Quantity or Loading		Units	Quality or Concentration		Units	No. Ex.	Frequency of Analysis	Sample Type
2-nitrophenol	Sample Measurement									
PARM Code 34591 G Mon. Site No. PRT-I	Permit Requirement				Report (An.Avg.)	Report (Max.)	ug/L		Annually	24-hr FPC
4-nitrophenol	Sample Measurement									
PARM Code 34646 G Mon. Site No. PRT-I	Permit Requirement				Report (An.Avg.)	Report (Max.)	ug/L		Annually	24-hr FPC
p-chloro-m-cresol	Sample Measurement									
PARM Code 82627 G Mon. Site No. PRT-I	Permit Requirement				Report (An.Avg.)	Report (Max.)	ug/L		Annually	24-hr FPC
Pentachlorophenol	Sample Measurement									
PARM Code 39032 G Mon. Site No. PRT-I	Permit Requirement				Report (An.Avg.)	Report (Max.)	ug/L		Annually	24-hr FPC
Phenol, Single Compound	Sample Measurement									
PARM Code 34694 G Mon. Site No. PRT-I	Permit Requirement				Report (An.Avg.)	Report (Max.)	ug/L		Annually	24-hr FPC
2,4,6-trichlorophenol	Sample Measurement									
PARM Code 34621 G Mon. Site No. PRT-I	Permit Requirement				Report (An.Avg.)	Report (Max.)	ug/L		Annually	24-hr FPC
Acenaphthene	Sample Measurement									
PARM Code 34205 G Mon. Site No. PRT-I	Permit Requirement				Report (An.Avg.)	Report (Max.)	ug/L		Annually	24-hr FPC
Acenaphthylene	Sample Measurement									
PARM Code 34200 G Mon. Site No. PRT-I	Permit Requirement				Report (An.Avg.)	Report (Max.)	ug/L		Annually	24-hr FPC
Anthracene	Sample Measurement									
PARM Code 34220 G Mon. Site No. PRT-I	Permit Requirement				Report (An.Avg.)	Report (Max.)	ug/L		Annually	24-hr FPC
Benzidine	Sample Measurement									
PARM Code 39120 G Mon. Site No. PRT-I	Permit Requirement				Report (An.Avg.)	Report (Max.)	ug/L		Annually	24-hr FPC

## Reference for Section III.d

## DISCHARGE MONITORING REPORT - PART A (Continued)

FACILITY: South Cross Bayou AWWTF

MONITORING GROUP

PRT-I

PERMIT NUMBER: FL0040436-023-DW1P

NUMBER:

MONITORING PERIOD

From: \_\_\_\_\_ To: \_\_\_\_\_

Parameter		Quantity or Loading		Units	Quality or Concentration		Units	No. Ex.	Frequency of Analysis	Sample Type
Benzo(a)anthracene	Sample Measurement									
PARM Code 34526 G Mon. Site No. PRT-I	Permit Requirement				Report (An.Avg.)	Report (Max.)	ug/L		Annually	24-hr FPC
Benzo(a)pyrene	Sample Measurement									
PARM Code 34247 G Mon. Site No. PRT-I	Permit Requirement				Report (An.Avg.)	Report (Max.)	ug/L		Annually	24-hr FPC
Benzo(b)fluoranthene (3,4-benzo)	Sample Measurement									
PARM Code 79531 G Mon. Site No. PRT-I	Permit Requirement				Report (An.Avg.)	Report (Max.)	ug/L		Annually	24-hr FPC
Benzo(ghi)perylene	Sample Measurement									
PARM Code 34521 G Mon. Site No. PRT-I	Permit Requirement				Report (An.Avg.)	Report (Max.)	ug/L		Annually	24-hr FPC
Benzo(k)fluoranthene	Sample Measurement									
PARM Code 34242 G Mon. Site No. PRT-I	Permit Requirement				Report (An.Avg.)	Report (Max.)	ug/L		Annually	24-hr FPC
Bis (2-chloroethoxy) methane	Sample Measurement									
PARM Code 34278 G Mon. Site No. PRT-I	Permit Requirement				Report (An.Avg.)	Report (Max.)	ug/L		Annually	24-hr FPC
Bis (2-chloroethyl) ether	Sample Measurement									
PARM Code 34273 G Mon. Site No. PRT-I	Permit Requirement				Report (An.Avg.)	Report (Max.)	ug/L		Annually	24-hr FPC
Bis (2-chloroisopropyl) ether	Sample Measurement									
PARM Code 34283 G Mon. Site No. PRT-I	Permit Requirement				Report (An.Avg.)	Report (Max.)	ug/L		Annually	24-hr FPC
Bis (2-ethylhexyl) phthalate	Sample Measurement									
PARM Code 39100 G Mon. Site No. PRT-I	Permit Requirement				Report (An.Avg.)	Report (Max.)	ug/L		Annually	24-hr FPC
4-bromophenyl phenyl ether	Sample Measurement									
PARM Code 34636 G Mon. Site No. PRT-I	Permit Requirement				Report (An.Avg.)	Report (Max.)	ug/L		Annually	24-hr FPC

## Reference for Section III.d

## DISCHARGE MONITORING REPORT - PART A (Continued)

FACILITY: South Cross Bayou AWWTF

MONITORING GROUP

PRT-I

PERMIT NUMBER: FL0040436-023-DW1P

NUMBER:

MONITORING PERIOD

From: \_\_\_\_\_ To: \_\_\_\_\_

Parameter		Quantity or Loading		Units	Quality or Concentration		Units	No. Ex.	Frequency of Analysis	Sample Type
Butyl benzyl phthalate	Sample Measurement									
PARM Code 34292 G Mon. Site No. PRT-I	Permit Requirement				Report (An.Avg.)	Report (Max.)	ug/L		Annually	24-hr FPC
2-chloronaphthalene	Sample Measurement									
PARM Code 34581 G Mon. Site No. PRT-I	Permit Requirement				Report (An.Avg.)	Report (Max.)	ug/L		Annually	24-hr FPC
4-chlorophenyl phenyl ether	Sample Measurement									
PARM Code 34641 G Mon. Site No. PRT-I	Permit Requirement				Report (An.Avg.)	Report (Max.)	ug/L		Annually	24-hr FPC
Chrysene	Sample Measurement									
PARM Code 34320 G Mon. Site No. PRT-I	Permit Requirement				Report (An.Avg.)	Report (Max.)	ug/L		Annually	24-hr FPC
Dibenzo (a,h) anthracene	Sample Measurement									
PARM Code 34556 G Mon. Site No. PRT-I	Permit Requirement				Report (An.Avg.)	Report (Max.)	ug/L		Annually	24-hr FPC
3,3'-dichlorobenzidine	Sample Measurement									
PARM Code 34631 G Mon. Site No. PRT-I	Permit Requirement				Report (An.Avg.)	Report (Max.)	ug/L		Annually	24-hr FPC
Diethyl phthalate	Sample Measurement									
PARM Code 34336 G Mon. Site No. PRT-I	Permit Requirement				Report (An.Avg.)	Report (Max.)	ug/L		Annually	24-hr FPC
Dimethyl phthalate	Sample Measurement									
PARM Code 34341 G Mon. Site No. PRT-I	Permit Requirement				Report (An.Avg.)	Report (Max.)	ug/L		Annually	24-hr FPC
Di-n-butyl phthalate	Sample Measurement									
PARM Code 39110 G Mon. Site No. PRT-I	Permit Requirement				Report (An.Avg.)	Report (Max.)	ug/L		Annually	24-hr FPC
2,4-dinitrotoluene	Sample Measurement									
PARM Code 34611 G Mon. Site No. PRT-I	Permit Requirement				Report (An.Avg.)	Report (Max.)	ug/L		Annually	24-hr FPC

## Reference for Section III.d

## DISCHARGE MONITORING REPORT - PART A (Continued)

FACILITY: South Cross Bayou AWWTF

MONITORING GROUP

PRT-I

PERMIT NUMBER: FL0040436-023-DW1P

NUMBER:

MONITORING PERIOD

From: \_\_\_\_\_

To: \_\_\_\_\_

Parameter		Quantity or Loading		Units	Quality or Concentration		Units	No. Ex.	Frequency of Analysis	Sample Type
2,6-dinitrotoluene	Sample Measurement									
PARM Code 34626 G Mon. Site No. PRT-I	Permit Requirement				Report (An.Avg.)	Report (Max.)	ug/L		Annually	24-hr FPC
Di-n-octyl phthalate	Sample Measurement									
PARM Code 34596 G Mon. Site No. PRT-I	Permit Requirement				Report (An.Avg.)	Report (Max.)	ug/L		Annually	24-hr FPC
1,2-diphenylhydrazine	Sample Measurement									
PARM Code 34346 G Mon. Site No. PRT-I	Permit Requirement				Report (An.Avg.)	Report (Max.)	ug/L		Annually	24-hr FPC
Fluoranthene	Sample Measurement									
PARM Code 34376 G Mon. Site No. PRT-I	Permit Requirement				Report (An.Avg.)	Report (Max.)	ug/L		Annually	24-hr FPC
Fluorene	Sample Measurement									
PARM Code 34381 G Mon. Site No. PRT-I	Permit Requirement				Report (An.Avg.)	Report (Max.)	ug/L		Annually	24-hr FPC
Hexachlorobenzene	Sample Measurement									
PARM Code 39700 G Mon. Site No. PRT-I	Permit Requirement				Report (An.Avg.)	Report (Max.)	ug/L		Annually	24-hr FPC
Hexachlorobutadiene	Sample Measurement									
PARM Code 39702 G Mon. Site No. PRT-I	Permit Requirement				Report (An.Avg.)	Report (Max.)	ug/L		Annually	24-hr FPC
Hexachlorocyclopentadiene	Sample Measurement									
PARM Code 34386 G Mon. Site No. PRT-I	Permit Requirement				Report (An.Avg.)	Report (Max.)	ug/L		Annually	24-hr FPC
Hexachloroethane	Sample Measurement									
PARM Code 34396 G Mon. Site No. PRT-I	Permit Requirement				Report (An.Avg.)	Report (Max.)	ug/L		Annually	24-hr FPC
Indeno (1,2,3-Cd) pyrene	Sample Measurement									
PARM Code 34403 G Mon. Site No. PRT-I	Permit Requirement				Report (An.Avg.)	Report (Max.)	ug/L		Annually	24-hr FPC



## Reference for Section III.d

## DISCHARGE MONITORING REPORT - PART A (Continued)

FACILITY: South Cross Bayou AWWTF

MONITORING GROUP  
NUMBER:

PRT-I

PERMIT NUMBER: FL0040436-023-DW1P

MONITORING PERIOD

From: \_\_\_\_\_ To: \_\_\_\_\_

Parameter		Quantity or Loading		Units	Quality or Concentration		Units	No. Ex.	Frequency of Analysis	Sample Type
Isophorone	Sample Measurement									
PARM Code 34408 G Mon. Site No. PRT-I	Permit Requirement				Report (An.Avg.)	Report (Max.)	ug/L		Annually	24-hr FPC
Naphthalene	Sample Measurement									
PARM Code 34696 G Mon. Site No. PRT-I	Permit Requirement				Report (An.Avg.)	Report (Max.)	ug/L		Annually	24-hr FPC
Nitrobenzene	Sample Measurement									
PARM Code 34447 G Mon. Site No. PRT-I	Permit Requirement				Report (An.Avg.)	Report (Max.)	ug/L		Annually	24-hr FPC
N-nitrosodimethylamine	Sample Measurement									
PARM Code 34438 G Mon. Site No. PRT-I	Permit Requirement				Report (An.Avg.)	Report (Max.)	ug/L		Annually	24-hr FPC
N-nitrosodi-n-propylamine	Sample Measurement									
PARM Code 34428 G Mon. Site No. PRT-I	Permit Requirement				Report (An.Avg.)	Report (Max.)	ug/L		Annually	24-hr FPC
N-nitrosodiphenylamine	Sample Measurement									
PARM Code 34433 G Mon. Site No. PRT-I	Permit Requirement				Report (An.Avg.)	Report (Max.)	ug/L		Annually	24-hr FPC
Phenanthrene	Sample Measurement									
PARM Code 34461 G Mon. Site No. PRT-I	Permit Requirement				Report (An.Avg.)	Report (Max.)	ug/L		Annually	24-hr FPC
Pyrene	Sample Measurement									
PARM Code 34469 G Mon. Site No. PRT-I	Permit Requirement				Report (An.Avg.)	Report (Max.)	ug/L		Annually	24-hr FPC
1,2,4-trichlorobenzene	Sample Measurement									
PARM Code 34551 G Mon. Site No. PRT-I	Permit Requirement				Report (An.Avg.)	Report (Max.)	ug/L		Annually	24-hr FPC
Aldrin	Sample Measurement									
PARM Code 39330 G Mon. Site No. PRT-I	Permit Requirement				Report (An.Avg.)	Report (Max.)	ug/L		Annually	24-hr FPC

## Reference for Section III.d

## DISCHARGE MONITORING REPORT - PART A (Continued)

FACILITY: South Cross Bayou AWWTF

MONITORING GROUP

PRT-I

PERMIT NUMBER: FL0040436-023-DW1P

NUMBER:

MONITORING PERIOD

From: \_\_\_\_\_

To: \_\_\_\_\_

Parameter		Quantity or Loading		Units	Quality or Concentration		Units	No. Ex.	Frequency of Analysis	Sample Type
Alpha-bhc	Sample Measurement									
PARM Code 39336 G Mon. Site No. PRT-I	Permit Requirement				Report (An.Avg.)	Report (Max.)	ug/L		Annually	24-hr FPC
B-bhc-beta	Sample Measurement									
PARM Code 39338 G Mon. Site No. PRT-I	Permit Requirement				Report (An.Avg.)	Report (Max.)	ug/L		Annually	24-hr FPC
Gamma BHC (Lindane)	Sample Measurement									
PARM Code 39782 G Mon. Site No. PRT-I	Permit Requirement				Report (An.Avg.)	Report (Max.)	ug/L		Annually	24-hr FPC
Delta benzene hexachloride	Sample Measurement									
PARM Code 34259 G Mon. Site No. PRT-I	Permit Requirement				Report (An.Avg.)	Report (Max.)	ug/L		Annually	24-hr FPC
Chlordane (tech mix. and metabolites)	Sample Measurement									
PARM Code 39350 G Mon. Site No. PRT-I	Permit Requirement				Report (An.Avg.)	Report (Max.)	ug/L		Annually	24-hr FPC
4,4'-DDT (p,p'-DDT)	Sample Measurement									
PARM Code 39300 G Mon. Site No. PRT-I	Permit Requirement				Report (An.Avg.)	Report (Max.)	ug/L		Annually	24-hr FPC
4,4'-DDE (p,p'-DDE)	Sample Measurement									
PARM Code 39320 G Mon. Site No. PRT-I	Permit Requirement				Report (An.Avg.)	Report (Max.)	ug/L		Annually	24-hr FPC
4,4'-DDD (p,p'-DDD)	Sample Measurement									
PARM Code 39310 G Mon. Site No. PRT-I	Permit Requirement				Report (An.Avg.)	Report (Max.)	ug/L		Annually	24-hr FPC
Dieldrin	Sample Measurement									
PARM Code 39380 G Mon. Site No. PRT-I	Permit Requirement				Report (An.Avg.)	Report (Max.)	ug/L		Annually	24-hr FPC
A-endosulfan-alpha	Sample Measurement									
PARM Code 34361 G Mon. Site No. PRT-I	Permit Requirement				Report (An.Avg.)	Report (Max.)	ug/L		Annually	24-hr FPC

## DISCHARGE MONITORING REPORT - PART A (Continued)

FACILITY: South Cross Bayou AWWTF

MONITORING GROUP

PRT-I

PERMIT NUMBER: FL0040436-023-DW1P

NUMBER:

MONITORING PERIOD

From: \_\_\_\_\_ To: \_\_\_\_\_

Parameter		Quantity or Loading		Units	Quality or Concentration		Units	No. Ex.	Frequency of Analysis	Sample Type
B-endosulfan-beta	Sample Measurement									
PARM Code 34356 G Mon. Site No. PRT-I	Permit Requirement				Report (An.Avg.)	Report (Max.)	ug/L		Annually	24-hr FPC
Endosulfan sulfate	Sample Measurement									
PARM Code 34351 G Mon. Site No. PRT-I	Permit Requirement				Report (An.Avg.)	Report (Max.)	ug/L		Annually	24-hr FPC
Endrin	Sample Measurement									
PARM Code 39390 G Mon. Site No. PRT-I	Permit Requirement				Report (An.Avg.)	Report (Max.)	ug/L		Annually	24-hr FPC
Endrin aldehyde	Sample Measurement									
PARM Code 34366 G Mon. Site No. PRT-I	Permit Requirement				Report (An.Avg.)	Report (Max.)	ug/L		Annually	24-hr FPC
Heptachlor	Sample Measurement									
PARM Code 39410 G Mon. Site No. PRT-I	Permit Requirement				Report (An.Avg.)	Report (Max.)	ug/L		Annually	24-hr FPC
Heptachlor epoxide	Sample Measurement									
PARM Code 39420 G Mon. Site No. PRT-I	Permit Requirement				Report (An.Avg.)	Report (Max.)	ug/L		Annually	24-hr FPC
PCB-1242	Sample Measurement									
PARM Code 39496 G Mon. Site No. PRT-I	Permit Requirement				Report (An.Avg.)	Report (Max.)	ug/L		Annually	24-hr FPC
PCB-1254	Sample Measurement									
PARM Code 39504 G Mon. Site No. PRT-I	Permit Requirement				Report (An.Avg.)	Report (Max.)	ug/L		Annually	24-hr FPC
PCB-1221	Sample Measurement									
PARM Code 39488 G Mon. Site No. PRT-I	Permit Requirement				Report (An.Avg.)	Report (Max.)	ug/L		Annually	24-hr FPC
PCB-1232	Sample Measurement									
PARM Code 39492 G Mon. Site No. PRT-I	Permit Requirement				Report (An.Avg.)	Report (Max.)	ug/L		Annually	24-hr FPC

Reference for Section III.d

DISCHARGE MONITORING REPORT - PART A (Continued)

FACILITY: South Cross Bayou AWWTF

MONITORING GROUP  
NUMBER:  
MONITORING PERIOD

PRT-I

PERMIT NUMBER: FL0040436-023-DW1P

From: \_\_\_\_\_ To: \_\_\_\_\_

Parameter		Quantity or Loading		Units	Quality or Concentration		Units	No. Ex.	Frequency of Analysis	Sample Type
PCB-1248	Sample Measurement									
PARM Code 39500 G Mon. Site No. PRT-I	Permit Requirement				Report (An.Avg.)	Report (Max.)	ug/L		Annually	24-hr FPC
PCB-1260	Sample Measurement									
PARM Code 39508 G Mon. Site No. PRT-I	Permit Requirement				Report (An.Avg.)	Report (Max.)	ug/L		Annually	24-hr FPC
PCB-1016	Sample Measurement									
PARM Code 34671 G Mon. Site No. PRT-I	Permit Requirement				Report (An.Avg.)	Report (Max.)	ug/L		Annually	24-hr FPC
Toxaphene	Sample Measurement									
PARM Code 39400 G Mon. Site No. PRT-I	Permit Requirement				Report (An.Avg.)	Report (Max.)	ug/L		Annually	24-hr FPC
Antimony, Total Recoverable	Sample Measurement									
PARM Code 01268 G Mon. Site No. PRT-I	Permit Requirement				Report (An.Avg.)	Report (Max.)	ug/L		Annually	24-hr FPC
Arsenic, Total Recoverable	Sample Measurement									
PARM Code 00978 G Mon. Site No. PRT-I	Permit Requirement				Report (An.Avg.)	Report (Max.)	ug/L		Annually	24-hr FPC
Beryllium, Total Recoverable	Sample Measurement									
PARM Code 00998 G Mon. Site No. PRT-I	Permit Requirement				Report (An.Avg.)	Report (Max.)	ug/L		Annually	24-hr FPC
Cadmium, Total Recoverable	Sample Measurement									
PARM Code 01113 G Mon. Site No. PRT-I	Permit Requirement				Report (An.Avg.)	Report (Max.)	ug/L		Annually	24-hr FPC
Chromium, Total Recoverable	Sample Measurement									
PARM Code 01118 G Mon. Site No. PRT-I	Permit Requirement				Report (An.Avg.)	Report (Max.)	ug/L		Annually	24-hr FPC
Copper, Total Recoverable	Sample Measurement									
PARM Code 01119 G Mon. Site No. PRT-I	Permit Requirement				Report (An.Avg.)	Report (Max.)	ug/L		Annually	24-hr FPC

Reference for Section III.d

DISCHARGE MONITORING REPORT - PART A (Continued)

FACILITY: South Cross Bayou AWWTF

MONITORING GROUP  
NUMBER:  
MONITORING PERIOD

PRT-I

PERMIT NUMBER: FL0040436-023-DW1P

From: \_\_\_\_\_ To: \_\_\_\_\_

Parameter		Quantity or Loading		Units	Quality or Concentration		Units	No. Ex.	Frequency of Analysis	Sample Type
Lead, Total Recoverable	Sample Measurement									
PARM Code 01114 G Mon. Site No. PRT-I	Permit Requirement				Report (An.Avg.)	Report (Max.)	ug/L		Annually	24-hr FPC
Mercury, Total Recoverable	Sample Measurement									
PARM Code 71901 G Mon. Site No. PRT-I	Permit Requirement				Report (An.Avg.)	Report (Max.)	ug/L		Annually	Grab
Nickel, Total Recoverable	Sample Measurement									
PARM Code 01074 G Mon. Site No. PRT-I	Permit Requirement				Report (An.Avg.)	Report (Max.)	ug/L		Annually	24-hr FPC
Selenium, Total Recoverable	Sample Measurement									
PARM Code 00981 G Mon. Site No. PRT-I	Permit Requirement				Report (An.Avg.)	Report (Max.)	ug/L		Annually	24-hr FPC
Silver, Total Recoverable	Sample Measurement									
PARM Code 01079 G Mon. Site No. PRT-I	Permit Requirement				Report (An.Avg.)	Report (Max.)	ug/L		Annually	24-hr FPC
Thallium, Total Recoverable	Sample Measurement									
PARM Code 00982 G Mon. Site No. PRT-I	Permit Requirement				Report (An.Avg.)	Report (Max.)	ug/L		Annually	24-hr FPC
Zinc, Total Recoverable	Sample Measurement									
PARM Code 01094 G Mon. Site No. PRT-I	Permit Requirement				Report (An.Avg.)	Report (Max.)	ug/L		Annually	24-hr FPC
Cyanide, Total Recoverable	Sample Measurement									
PARM Code 78248 G Mon. Site No. PRT-I	Permit Requirement				Report (An.Avg.)	Report (Max.)	ug/L		Annually	Grab
Phenolic Compounds, Total Recoverable	Sample Measurement									
PARM Code 70029 G Mon. Site No. PRT-I	Permit Requirement				Report (An.Avg.)	Report (Max.)	ug/L		Annually	Grab

Reference for Section III.d

DEPARTMENT OF ENVIRONMENTAL PROTECTION DISCHARGE MONITORING REPORT - PART A

When Completed submit this report to: <http://www.fldepportal.com/go/>

PERMITTEE NAME: Pinellas County Utilities  
 MAILING ADDRESS: 14 South Ft. Harrison Avenue  
 Clearwater, Florida 33756-

PERMIT NUMBER: FL0040436-023-DW1P

LIMIT: Final  
 CLASS SIZE: MA  
 MONITORING GROUP NUMBER: PRT-E  
 MONITORING GROUP DESCRIPTION: Effluent Pretreatment

REPORT FREQUENCY: Annually  
 PROGRAM: Domestic

FACILITY: South Cross Bayou AWWTF  
 LOCATION: 7401 54th Ave N  
 St Petersburg, FL 33709-1374

RE-SUBMITTED DMR:   
 NO DISCHARGE FROM SITE:   
 MONITORING PERIOD From: \_\_\_\_\_ To: \_\_\_\_\_

COUNTY: Pinellas  
 OFFICE: Southwest District

Parameter		Quantity or Loading	Units	Quality or Concentration	Units	No. Ex.	Frequency of Analysis	Sample Type
pH	Sample Measurement							
PARM Code 00400 1 Mon. Site No. PRT-E	Permit Requirement			Report (Min.)	Report (Max.)	s.u.	Annually	Grab
Oil and Grease, hexane extr method	Sample Measurement							
PARM Code 00552 1 Mon. Site No. PRT-E	Permit Requirement			Report (An.Avg.)	Report (Max.)	mg/L	Annually	Grab
Benzene	Sample Measurement							
PARM Code 34030 1 Mon. Site No. PRT-E	Permit Requirement			Report (An.Avg.)	Report (Max.)	ug/L	Annually	Grab
Bromoform	Sample Measurement							
PARM Code 32104 1 Mon. Site No. PRT-E	Permit Requirement			Report (An.Avg.)	Report (Max.)	ug/L	Annually	Grab
Carbon tetrachloride	Sample Measurement							
PARM Code 32102 1 Mon. Site No. PRT-E	Permit Requirement			Report (An.Avg.)	Report (Max.)	ug/L	Annually	Grab
Chlorobenzene	Sample Measurement							
PARM Code 34301 1 Mon. Site No. PRT-E	Permit Requirement			Report (An.Avg.)	Report (Max.)	ug/L	Annually	Grab

\*FOR THOSE PARAMETERS THAT ARE SAMPLED ANNUALLY, THE MAXIMUM AND AVERAGE CONCENTRATIONS ARE EQUIVALENT AND SHALL BE REPORTED AS SUCH ON THE DMR.

I certify under penalty of law that this document and all attachments were prepared under my direction or supervision in accordance with a system designed to assure that qualified personnel properly gather and evaluate the information submitted. Based on my inquiry of the person or persons who manage the system, or those persons directly responsible for gathering the information, the information submitted is, to the best of my knowledge and belief, true, accurate, and complete. I am aware that there are significant penalties for submitting false information, including the possibility of fine and imprisonment for knowing violations.

NAME/TITLE OF PRINCIPAL EXECUTIVE OFFICER OR AUTHORIZED AGENT	SIGNATURE OF PRINCIPAL EXECUTIVE OFFICER OR AUTHORIZED AGENT	TELEPHONE NO	DATE (mm/dd/yyyy)

COMMENT AND EXPLANATION OF ANY VIOLATIONS (Reference all attachments here):

## Reference for Section III.d

## DISCHARGE MONITORING REPORT - PART A (Continued)

FACILITY: South Cross Bayou AWWTF

MONITORING GROUP

PRT-E

PERMIT NUMBER: FL0040436-023-DW1P

NUMBER:

MONITORING PERIOD

From: \_\_\_\_\_ To: \_\_\_\_\_

Parameter		Quantity or Loading		Units	Quality or Concentration		Units	No. Ex.	Frequency of Analysis	Sample Type
Chlorodibromomethane	Sample Measurement									
PARM Code 34306 1 Mon. Site No. PRT-E	Permit Requirement				Report (An.Avg.)	Report (Max.)	ug/L		Annually	Grab
Chloroethane	Sample Measurement									
PARM Code 85811 1 Mon. Site No. PRT-E	Permit Requirement				Report (An.Avg.)	Report (Max.)	ug/L		Annually	Grab
2-chloroethyl vinyl ether (mixed)	Sample Measurement									
PARM Code 34576 1 Mon. Site No. PRT-E	Permit Requirement				Report (An.Avg.)	Report (Max.)	ug/L		Annually	Grab
Chloroform	Sample Measurement									
PARM Code 32106 1 Mon. Site No. PRT-E	Permit Requirement				Report (An.Avg.)	Report (Max.)	ug/L		Annually	Grab
Dichlorobromomethane	Sample Measurement									
PARM Code 32101 1 Mon. Site No. PRT-E	Permit Requirement				Report (An.Avg.)	Report (Max.)	ug/L		Annually	Grab
1,2-dichlorobenzene	Sample Measurement									
PARM Code 34536 1 Mon. Site No. PRT-E	Permit Requirement				Report (An.Avg.)	Report (Max.)	ug/L		Annually	Grab
1,3-dichlorobenzene	Sample Measurement									
PARM Code 34566 1 Mon. Site No. PRT-E	Permit Requirement				Report (An.Avg.)	Report (Max.)	ug/L		Annually	Grab
1,4-dichlorobenzene	Sample Measurement									
PARM Code 34571 1 Mon. Site No. PRT-E	Permit Requirement				Report (An.Avg.)	Report (Max.)	ug/L		Annually	Grab
1,1-dichloroethane	Sample Measurement									
PARM Code 34496 1 Mon. Site No. PRT-E	Permit Requirement				Report (An.Avg.)	Report (Max.)	ug/L		Annually	Grab
1,2-dichloroethane	Sample Measurement									
PARM Code 32103 1 Mon. Site No. PRT-E	Permit Requirement				Report (An.Avg.)	Report (Max.)	ug/L		Annually	Grab

## Reference for Section III.d

## DISCHARGE MONITORING REPORT - PART A (Continued)

FACILITY: South Cross Bayou AWWTF

MONITORING GROUP  
NUMBER:  
MONITORING PERIOD

PRT-E

PERMIT NUMBER: FL0040436-023-DW1P

From: \_\_\_\_\_ To: \_\_\_\_\_

Parameter		Quantity or Loading		Units	Quality or Concentration		Units	No. Ex.	Frequency of Analysis	Sample Type
1,1-dichloroethylene	Sample Measurement									
PARM Code 34501 1 Mon. Site No. PRT-E	Permit Requirement				Report (An.Avg.)	Report (Max.)	ug/L		Annually	Grab
1,2-dichloropropane	Sample Measurement									
PARM Code 34541 1 Mon. Site No. PRT-E	Permit Requirement				Report (An.Avg.)	Report (Max.)	ug/L		Annually	Grab
1,3-dichloropropene	Sample Measurement									
PARM Code 77163 1 Mon. Site No. PRT-E	Permit Requirement				Report (An.Avg.)	Report (Max.)	ug/L		Annually	Grab
Ethylbenzene	Sample Measurement									
PARM Code 34371 1 Mon. Site No. PRT-E	Permit Requirement				Report (An.Avg.)	Report (Max.)	ug/L		Annually	Grab
Methyl bromide	Sample Measurement									
PARM Code 34413 1 Mon. Site No. PRT-E	Permit Requirement				Report (An.Avg.)	Report (Max.)	ug/L		Annually	Grab
Methyl chloride	Sample Measurement									
PARM Code 34418 1 Mon. Site No. PRT-E	Permit Requirement				Report (An.Avg.)	Report (Max.)	ug/L		Annually	Grab
Methylene chloride	Sample Measurement									
PARM Code 34423 1 Mon. Site No. PRT-E	Permit Requirement				Report (An.Avg.)	Report (Max.)	ug/L		Annually	Grab
1,1,2,2-tetrachloroethane	Sample Measurement									
PARM Code 34516 1 Mon. Site No. PRT-E	Permit Requirement				Report (An.Avg.)	Report (Max.)	ug/L		Annually	Grab
Tetrachloroethylene	Sample Measurement									
PARM Code 34475 1 Mon. Site No. PRT-E	Permit Requirement				Report (An.Avg.)	Report (Max.)	ug/L		Annually	Grab
Toluene	Sample Measurement									
PARM Code 34010 1 Mon. Site No. PRT-E	Permit Requirement				Report (An.Avg.)	Report (Max.)	ug/L		Annually	Grab



## Reference for Section III.d

## DISCHARGE MONITORING REPORT - PART A (Continued)

FACILITY: South Cross Bayou AWWTF

MONITORING GROUP PRT-E

PERMIT NUMBER: FL0040436-023-DW1P

NUMBER:

MONITORING PERIOD From: \_\_\_\_\_ To: \_\_\_\_\_

Parameter		Quantity or Loading		Units	Quality or Concentration		Units	No. Ex.	Frequency of Analysis	Sample Type
1,2-trans-dichloroethylene	Sample Measurement									
PARM Code 34546 1 Mon. Site No. PRT-E	Permit Requirement				Report (An.Avg.)	Report (Max.)	ug/L		Annually	Grab
1,1,1-trichloroethane	Sample Measurement									
PARM Code 34506 1 Mon. Site No. PRT-E	Permit Requirement				Report (An.Avg.)	Report (Max.)	ug/L		Annually	Grab
1,1,2-trichloroethane	Sample Measurement									
PARM Code 34511 1 Mon. Site No. PRT-E	Permit Requirement				Report (An.Avg.)	Report (Max.)	ug/L		Annually	Grab
Trichloroethylene	Sample Measurement									
PARM Code 39180 1 Mon. Site No. PRT-E	Permit Requirement				Report (An.Avg.)	Report (Max.)	ug/L		Annually	Grab
Vinyl chloride	Sample Measurement									
PARM Code 39175 1 Mon. Site No. PRT-E	Permit Requirement				Report (An.Avg.)	Report (Max.)	ug/L		Annually	Grab
2-chlorophenol	Sample Measurement									
PARM Code 34586 1 Mon. Site No. PRT-E	Permit Requirement				Report (An.Avg.)	Report (Max.)	ug/L		Annually	24-hr FPC
2,4-dichlorophenol	Sample Measurement									
PARM Code 34601 1 Mon. Site No. PRT-E	Permit Requirement				Report (An.Avg.)	Report (Max.)	ug/L		Annually	24-hr FPC
2,4-dimethylphenol	Sample Measurement									
PARM Code 34606 1 Mon. Site No. PRT-E	Permit Requirement				Report (An.Avg.)	Report (Max.)	ug/L		Annually	24-hr FPC
4,6-dinitro-o-cresol	Sample Measurement									
PARM Code 34657 1 Mon. Site No. PRT-E	Permit Requirement				Report (An.Avg.)	Report (Max.)	ug/L		Annually	24-hr FPC
2,4-dinitrophenol	Sample Measurement									
PARM Code 34616 1 Mon. Site No. PRT-E	Permit Requirement				Report (An.Avg.)	Report (Max.)	ug/L		Annually	24-hr FPC

## Reference for Section III.d

## DISCHARGE MONITORING REPORT - PART A (Continued)

FACILITY: South Cross Bayou AWWTF

MONITORING GROUP  
NUMBER:  
MONITORING PERIOD

PRT-E

PERMIT NUMBER: FL0040436-023-DW1P

From: \_\_\_\_\_ To: \_\_\_\_\_

Parameter		Quantity or Loading		Units	Quality or Concentration		Units	No. Ex.	Frequency of Analysis	Sample Type
2-nitrophenol	Sample Measurement									
PARM Code 34591 1 Mon. Site No. PRT-E	Permit Requirement				Report (An.Avg.)	Report (Max.)	ug/L		Annually	24-hr FPC
4-nitrophenol	Sample Measurement									
PARM Code 34646 1 Mon. Site No. PRT-E	Permit Requirement				Report (An.Avg.)	Report (Max.)	ug/L		Annually	24-hr FPC
p-chloro-m-cresol	Sample Measurement									
PARM Code 82627 1 Mon. Site No. PRT-E	Permit Requirement				Report (An.Avg.)	Report (Max.)	ug/L		Annually	24-hr FPC
Pentachlorophenol	Sample Measurement									
PARM Code 39032 1 Mon. Site No. PRT-E	Permit Requirement				Report (An.Avg.)	Report (Max.)	ug/L		Annually	24-hr FPC
Phenol, Single Compound	Sample Measurement									
PARM Code 34694 1 Mon. Site No. PRT-E	Permit Requirement				Report (An.Avg.)	Report (Max.)	ug/L		Annually	24-hr FPC
2,4,6-trichlorophenol	Sample Measurement									
PARM Code 34621 1 Mon. Site No. PRT-E	Permit Requirement				Report (An.Avg.)	Report (Max.)	ug/L		Annually	24-hr FPC
Acenaphthene	Sample Measurement									
PARM Code 34205 1 Mon. Site No. PRT-E	Permit Requirement				Report (An.Avg.)	Report (Max.)	ug/L		Annually	24-hr FPC
Acenaphthylene	Sample Measurement									
PARM Code 34200 1 Mon. Site No. PRT-E	Permit Requirement				Report (An.Avg.)	Report (Max.)	ug/L		Annually	24-hr FPC
Anthracene	Sample Measurement									
PARM Code 34220 1 Mon. Site No. PRT-E	Permit Requirement				Report (An.Avg.)	Report (Max.)	ug/L		Annually	24-hr FPC
Benzidine	Sample Measurement									
PARM Code 39120 1 Mon. Site No. PRT-E	Permit Requirement				Report (An.Avg.)	Report (Max.)	ug/L		Annually	24-hr FPC

Reference for Section III.d

DISCHARGE MONITORING REPORT - PART A (Continued)

FACILITY: South Cross Bayou AWWTF

MONITORING GROUP  
NUMBER:  
MONITORING PERIOD

PRT-E

PERMIT NUMBER: FL0040436-023-DW1P

From: \_\_\_\_\_ To: \_\_\_\_\_

Parameter		Quantity or Loading		Units	Quality or Concentration		Units	No. Ex.	Frequency of Analysis	Sample Type
Benzo(a)anthracene	Sample Measurement									
PARM Code 34526 1 Mon. Site No. PRT-E	Permit Requirement				Report (An.Avg.)	Report (Max.)	ug/L		Annually	24-hr FPC
Benzo(a)pyrene	Sample Measurement									
PARM Code 34247 1 Mon. Site No. PRT-E	Permit Requirement				Report (An.Avg.)	Report (Max.)	ug/L		Annually	24-hr FPC
Benzo(b)fluoranthene (3,4-benzo)	Sample Measurement									
PARM Code 79531 1 Mon. Site No. PRT-E	Permit Requirement				Report (An.Avg.)	Report (Max.)	ug/L		Annually	24-hr FPC
Benzo(ghi)perylene	Sample Measurement									
PARM Code 34521 1 Mon. Site No. PRT-E	Permit Requirement				Report (An.Avg.)	Report (Max.)	ug/L		Annually	24-hr FPC
Benzo(k)fluoranthene	Sample Measurement									
PARM Code 34242 1 Mon. Site No. PRT-E	Permit Requirement				Report (An.Avg.)	Report (Max.)	ug/L		Annually	24-hr FPC
Bis (2-chloroethoxy) methane	Sample Measurement									
PARM Code 34278 1 Mon. Site No. PRT-E	Permit Requirement				Report (An.Avg.)	Report (Max.)	ug/L		Annually	24-hr FPC
Bis (2-chloroethyl) ether	Sample Measurement									
PARM Code 34273 1 Mon. Site No. PRT-E	Permit Requirement				Report (An.Avg.)	Report (Max.)	ug/L		Annually	24-hr FPC
Bis (2-chloroisopropyl) ether	Sample Measurement									
PARM Code 34283 1 Mon. Site No. PRT-E	Permit Requirement				Report (An.Avg.)	Report (Max.)	ug/L		Annually	24-hr FPC
Bis (2-ethylhexyl) phthalate	Sample Measurement									
PARM Code 39100 1 Mon. Site No. PRT-E	Permit Requirement				Report (An.Avg.)	Report (Max.)	ug/L		Annually	24-hr FPC
4-bromophenyl phenyl ether	Sample Measurement									
PARM Code 34636 1 Mon. Site No. PRT-E	Permit Requirement				Report (An.Avg.)	Report (Max.)	ug/L		Annually	24-hr FPC

## Reference for Section III.d

## DISCHARGE MONITORING REPORT - PART A (Continued)

FACILITY: South Cross Bayou AWWTF

MONITORING GROUP

PRT-E

PERMIT NUMBER: FL0040436-023-DW1P

NUMBER:

MONITORING PERIOD

From: \_\_\_\_\_ To: \_\_\_\_\_

Parameter		Quantity or Loading		Units	Quality or Concentration		Units	No. Ex.	Frequency of Analysis	Sample Type
Butyl benzyl phthalate	Sample Measurement									
PARM Code 34292 1 Mon. Site No. PRT-E	Permit Requirement				Report (An.Avg.)	Report (Max.)	ug/L		Annually	24-hr FPC
2-chloronaphthalene	Sample Measurement									
PARM Code 34581 1 Mon. Site No. PRT-E	Permit Requirement				Report (An.Avg.)	Report (Max.)	ug/L		Annually	24-hr FPC
4-chlorophenyl phenyl ether	Sample Measurement									
PARM Code 34641 1 Mon. Site No. PRT-E	Permit Requirement				Report (An.Avg.)	Report (Max.)	ug/L		Annually	24-hr FPC
Chrysene	Sample Measurement									
PARM Code 34320 1 Mon. Site No. PRT-E	Permit Requirement				Report (An.Avg.)	Report (Max.)	ug/L		Annually	24-hr FPC
Dibenzo (a,h) anthracene	Sample Measurement									
PARM Code 34556 1 Mon. Site No. PRT-E	Permit Requirement				Report (An.Avg.)	Report (Max.)	ug/L		Annually	24-hr FPC
3,3'-dichlorobenzidine	Sample Measurement									
PARM Code 34631 1 Mon. Site No. PRT-E	Permit Requirement				Report (An.Avg.)	Report (Max.)	ug/L		Annually	24-hr FPC
Diethyl phthalate	Sample Measurement									
PARM Code 34336 1 Mon. Site No. PRT-E	Permit Requirement				Report (An.Avg.)	Report (Max.)	ug/L		Annually	24-hr FPC
Dimethyl phthalate	Sample Measurement									
PARM Code 34341 1 Mon. Site No. PRT-E	Permit Requirement				Report (An.Avg.)	Report (Max.)	ug/L		Annually	24-hr FPC
Di-n-butyl phthalate	Sample Measurement									
PARM Code 39110 1 Mon. Site No. PRT-E	Permit Requirement				Report (An.Avg.)	Report (Max.)	ug/L		Annually	24-hr FPC
2,4-dinitrotoluene	Sample Measurement									
PARM Code 34611 1 Mon. Site No. PRT-E	Permit Requirement				Report (An.Avg.)	Report (Max.)	ug/L		Annually	24-hr FPC

## DISCHARGE MONITORING REPORT - PART A (Continued)

FACILITY: South Cross Bayou AWWTF

MONITORING GROUP

PRT-E

PERMIT NUMBER: FL0040436-023-DW1P

NUMBER:

MONITORING PERIOD

From: \_\_\_\_\_

To: \_\_\_\_\_

Parameter		Quantity or Loading		Units	Quality or Concentration		Units	No. Ex.	Frequency of Analysis	Sample Type
2,6-dinitrotoluene	Sample Measurement									
PARM Code 34626 1 Mon. Site No. PRT-E	Permit Requirement				Report (An.Avg.)	Report (Max.)	ug/L		Annually	24-hr FPC
Di-n-octyl phthalate	Sample Measurement									
PARM Code 34596 1 Mon. Site No. PRT-E	Permit Requirement				Report (An.Avg.)	Report (Max.)	ug/L		Annually	24-hr FPC
1,2-diphenylhydrazine	Sample Measurement									
PARM Code 34346 1 Mon. Site No. PRT-E	Permit Requirement				Report (An.Avg.)	Report (Max.)	ug/L		Annually	24-hr FPC
Fluoranthene	Sample Measurement									
PARM Code 34376 1 Mon. Site No. PRT-E	Permit Requirement				Report (An.Avg.)	Report (Max.)	ug/L		Annually	24-hr FPC
Fluorene	Sample Measurement									
PARM Code 34381 1 Mon. Site No. PRT-E	Permit Requirement				Report (An.Avg.)	Report (Max.)	ug/L		Annually	24-hr FPC
Hexachlorobenzene	Sample Measurement									
PARM Code 39700 1 Mon. Site No. PRT-E	Permit Requirement				Report (An.Avg.)	Report (Max.)	ug/L		Annually	24-hr FPC
Hexachlorobutadiene	Sample Measurement									
PARM Code 39702 1 Mon. Site No. PRT-E	Permit Requirement				Report (An.Avg.)	Report (Max.)	ug/L		Annually	24-hr FPC
Hexachlorocyclopentadiene	Sample Measurement									
PARM Code 34386 1 Mon. Site No. PRT-E	Permit Requirement				Report (An.Avg.)	Report (Max.)	ug/L		Annually	24-hr FPC
Hexachloroethane	Sample Measurement									
PARM Code 34396 1 Mon. Site No. PRT-E	Permit Requirement				Report (An.Avg.)	Report (Max.)	ug/L		Annually	24-hr FPC
Indeno (1,2,3-Cd) pyrene	Sample Measurement									
PARM Code 34403 1 Mon. Site No. PRT-E	Permit Requirement				Report (An.Avg.)	Report (Max.)	ug/L		Annually	24-hr FPC

## Reference for Section III.d

## DISCHARGE MONITORING REPORT - PART A (Continued)

FACILITY: South Cross Bayou AWWTF

MONITORING GROUP

PRT-E

PERMIT NUMBER: FL0040436-023-DW1P

NUMBER:

MONITORING PERIOD

From: \_\_\_\_\_ To: \_\_\_\_\_

Parameter		Quantity or Loading		Units	Quality or Concentration		Units	No. Ex.	Frequency of Analysis	Sample Type
Isophorone	Sample Measurement									
PARM Code 34408 1 Mon. Site No. PRT-E	Permit Requirement				Report (An.Avg.)	Report (Max.)	ug/L		Annually	24-hr FPC
Naphthalene	Sample Measurement									
PARM Code 34696 1 Mon. Site No. PRT-E	Permit Requirement				Report (An.Avg.)	Report (Max.)	ug/L		Annually	24-hr FPC
Nitrobenzene	Sample Measurement									
PARM Code 34447 1 Mon. Site No. PRT-E	Permit Requirement				Report (An.Avg.)	Report (Max.)	ug/L		Annually	24-hr FPC
N-nitrosodimethylamine	Sample Measurement									
PARM Code 34438 1 Mon. Site No. PRT-E	Permit Requirement				Report (An.Avg.)	Report (Max.)	ug/L		Annually	24-hr FPC
N-nitrosodi-n-propylamine	Sample Measurement									
PARM Code 34428 1 Mon. Site No. PRT-E	Permit Requirement				Report (An.Avg.)	Report (Max.)	ug/L		Annually	24-hr FPC
N-nitrosodiphenylamine	Sample Measurement									
PARM Code 34433 1 Mon. Site No. PRT-E	Permit Requirement				Report (An.Avg.)	Report (Max.)	ug/L		Annually	24-hr FPC
Phenanthrene	Sample Measurement									
PARM Code 34461 1 Mon. Site No. PRT-E	Permit Requirement				Report (An.Avg.)	Report (Max.)	ug/L		Annually	24-hr FPC
Pyrene	Sample Measurement									
PARM Code 34469 1 Mon. Site No. PRT-E	Permit Requirement				Report (An.Avg.)	Report (Max.)	ug/L		Annually	24-hr FPC
1,2,4-trichlorobenzene	Sample Measurement									
PARM Code 34551 1 Mon. Site No. PRT-E	Permit Requirement				Report (An.Avg.)	Report (Max.)	ug/L		Annually	24-hr FPC
Aldrin	Sample Measurement									
PARM Code 39330 1 Mon. Site No. PRT-E	Permit Requirement				Report (An.Avg.)	Report (Max.)	ug/L		Annually	24-hr FPC

## Reference for Section III.d

## DISCHARGE MONITORING REPORT - PART A (Continued)

FACILITY: South Cross Bayou AWWTF

MONITORING GROUP

PRT-E

PERMIT NUMBER: FL0040436-023-DW1P

NUMBER:

MONITORING PERIOD

From: \_\_\_\_\_

To: \_\_\_\_\_

Parameter		Quantity or Loading		Units	Quality or Concentration		Units	No. Ex.	Frequency of Analysis	Sample Type
Alpha-bhc	Sample Measurement									
PARM Code 39336 1 Mon. Site No. PRT-E	Permit Requirement				Report (An.Avg.)	Report (Max.)	ug/L		Annually	24-hr FPC
B-bhc-beta	Sample Measurement									
PARM Code 39338 1 Mon. Site No. PRT-E	Permit Requirement				Report (An.Avg.)	Report (Max.)	ug/L		Annually	24-hr FPC
Gamma BHC (Lindane)	Sample Measurement									
PARM Code 39782 1 Mon. Site No. PRT-E	Permit Requirement				Report (An.Avg.)	Report (Max.)	ug/L		Annually	24-hr FPC
Delta benzene hexachloride	Sample Measurement									
PARM Code 34259 1 Mon. Site No. PRT-E	Permit Requirement				Report (An.Avg.)	Report (Max.)	ug/L		Annually	24-hr FPC
Chlordane (tech mix. and metabolites)	Sample Measurement									
PARM Code 39350 1 Mon. Site No. PRT-E	Permit Requirement				Report (An.Avg.)	Report (Max.)	ug/L		Annually	24-hr FPC
4,4'-DDT (p,p'-DDT)	Sample Measurement									
PARM Code 39300 1 Mon. Site No. PRT-E	Permit Requirement				Report (An.Avg.)	Report (Max.)	ug/L		Annually	24-hr FPC
4,4'-DDE (p,p'-DDE)	Sample Measurement									
PARM Code 39320 1 Mon. Site No. PRT-E	Permit Requirement				Report (An.Avg.)	Report (Max.)	ug/L		Annually	24-hr FPC
4,4'-DDD (p,p'-DDD)	Sample Measurement									
PARM Code 39310 1 Mon. Site No. PRT-E	Permit Requirement				Report (An.Avg.)	Report (Max.)	ug/L		Annually	24-hr FPC
Dieldrin	Sample Measurement									
PARM Code 39380 1 Mon. Site No. PRT-E	Permit Requirement				Report (An.Avg.)	Report (Max.)	ug/L		Annually	24-hr FPC
A-endosulfan-alpha	Sample Measurement									
PARM Code 34361 1 Mon. Site No. PRT-E	Permit Requirement				Report (An.Avg.)	Report (Max.)	ug/L		Annually	24-hr FPC

## Reference for Section III.d

## DISCHARGE MONITORING REPORT - PART A (Continued)

FACILITY: South Cross Bayou AWWTF

MONITORING GROUP

PRT-E

PERMIT NUMBER: FL0040436-023-DW1P

NUMBER:

MONITORING PERIOD

From: \_\_\_\_\_ To: \_\_\_\_\_

Parameter		Quantity or Loading		Units	Quality or Concentration		Units	No. Ex.	Frequency of Analysis	Sample Type
B-endosulfan-beta	Sample Measurement									
PARM Code 34356 1 Mon. Site No. PRT-E	Permit Requirement				Report (An.Avg.)	Report (Max.)	ug/L		Annually	24-hr FPC
Endosulfan sulfate	Sample Measurement									
PARM Code 34351 1 Mon. Site No. PRT-E	Permit Requirement				Report (An.Avg.)	Report (Max.)	ug/L		Annually	24-hr FPC
Endrin	Sample Measurement									
PARM Code 39390 1 Mon. Site No. PRT-E	Permit Requirement				Report (An.Avg.)	Report (Max.)	ug/L		Annually	24-hr FPC
Endrin aldehyde	Sample Measurement									
PARM Code 34366 1 Mon. Site No. PRT-E	Permit Requirement				Report (An.Avg.)	Report (Max.)	ug/L		Annually	24-hr FPC
Heptachlor	Sample Measurement									
PARM Code 39410 1 Mon. Site No. PRT-E	Permit Requirement				Report (An.Avg.)	Report (Max.)	ug/L		Annually	24-hr FPC
Heptachlor epoxide	Sample Measurement									
PARM Code 39420 1 Mon. Site No. PRT-E	Permit Requirement				Report (An.Avg.)	Report (Max.)	ug/L		Annually	24-hr FPC
PCB-1242	Sample Measurement									
PARM Code 39496 1 Mon. Site No. PRT-E	Permit Requirement				Report (An.Avg.)	Report (Max.)	ug/L		Annually	24-hr FPC
PCB-1254	Sample Measurement									
PARM Code 39504 1 Mon. Site No. PRT-E	Permit Requirement				Report (An.Avg.)	Report (Max.)	ug/L		Annually	24-hr FPC
PCB-1221	Sample Measurement									
PARM Code 39488 1 Mon. Site No. PRT-E	Permit Requirement				Report (An.Avg.)	Report (Max.)	ug/L		Annually	24-hr FPC
PCB-1232	Sample Measurement									
PARM Code 39492 1 Mon. Site No. PRT-E	Permit Requirement				Report (An.Avg.)	Report (Max.)	ug/L		Annually	24-hr FPC



Reference for Section III.d

DISCHARGE MONITORING REPORT - PART A (Continued)

FACILITY: South Cross Bayou AWWTF

MONITORING GROUP  
NUMBER:  
MONITORING PERIOD

PRT-E

PERMIT NUMBER: FL0040436-023-DW1P

From: \_\_\_\_\_ To: \_\_\_\_\_

Parameter		Quantity or Loading		Units	Quality or Concentration		Units	No. Ex.	Frequency of Analysis	Sample Type
PCB-1248	Sample Measurement									
PARM Code 39500 1 Mon. Site No. PRT-E	Permit Requirement				Report (An.Avg.)	Report (Max.)	ug/L		Annually	24-hr FPC
PCB-1260	Sample Measurement									
PARM Code 39508 1 Mon. Site No. PRT-E	Permit Requirement				Report (An.Avg.)	Report (Max.)	ug/L		Annually	24-hr FPC
PCB-1016	Sample Measurement									
PARM Code 34671 1 Mon. Site No. PRT-E	Permit Requirement				Report (An.Avg.)	Report (Max.)	ug/L		Annually	24-hr FPC
Toxaphene	Sample Measurement									
PARM Code 39400 1 Mon. Site No. PRT-E	Permit Requirement				Report (An.Avg.)	Report (Max.)	ug/L		Annually	24-hr FPC
Antimony, Total Recoverable	Sample Measurement									
PARM Code 01268 1 Mon. Site No. PRT-E	Permit Requirement				Report (An.Avg.)	Report (Max.)	ug/L		Annually	24-hr FPC
Arsenic, Total Recoverable	Sample Measurement									
PARM Code 00978 1 Mon. Site No. PRT-E	Permit Requirement				Report (An.Avg.)	Report (Max.)	ug/L		Annually	24-hr FPC
Beryllium, Total Recoverable	Sample Measurement									
PARM Code 00998 1 Mon. Site No. PRT-E	Permit Requirement				Report (An.Avg.)	Report (Max.)	ug/L		Annually	24-hr FPC
Cadmium, Total Recoverable	Sample Measurement									
PARM Code 01113 1 Mon. Site No. PRT-E	Permit Requirement				Report (An.Avg.)	Report (Max.)	ug/L		Annually	24-hr FPC
Chromium, Total Recoverable	Sample Measurement									
PARM Code 01118 1 Mon. Site No. PRT-E	Permit Requirement				Report (An.Avg.)	Report (Max.)	ug/L		Annually	24-hr FPC
Copper, Total Recoverable	Sample Measurement									
PARM Code 01119 1 Mon. Site No. PRT-E	Permit Requirement				Report (An.Avg.)	Report (Max.)	ug/L		Annually	24-hr FPC

Reference for Section III.d

DISCHARGE MONITORING REPORT - PART A (Continued)

FACILITY: South Cross Bayou AWWTF

MONITORING GROUP  
NUMBER:  
MONITORING PERIOD

PRT-E

PERMIT NUMBER: FL0040436-023-DW1P

From: \_\_\_\_\_ To: \_\_\_\_\_

Parameter		Quantity or Loading		Units	Quality or Concentration		Units	No. Ex.	Frequency of Analysis	Sample Type
Lead, Total Recoverable	Sample Measurement									
PARM Code 01114 1 Mon. Site No. PRT-E	Permit Requirement				Report (An.Avg.)	Report (Max.)	ug/L		Annually	24-hr FPC
Mercury, Total Recoverable	Sample Measurement									
PARM Code 71901 1 Mon. Site No. PRT-E	Permit Requirement				Report (An.Avg.)	Report (Max.)	ug/L		Annually	Grab
Nickel, Total Recoverable	Sample Measurement									
PARM Code 01074 1 Mon. Site No. PRT-E	Permit Requirement				Report (An.Avg.)	Report (Max.)	ug/L		Annually	24-hr FPC
Selenium, Total Recoverable	Sample Measurement									
PARM Code 00981 1 Mon. Site No. PRT-E	Permit Requirement				Report (An.Avg.)	Report (Max.)	ug/L		Annually	24-hr FPC
Silver, Total Recoverable	Sample Measurement									
PARM Code 01079 1 Mon. Site No. PRT-E	Permit Requirement				Report (An.Avg.)	Report (Max.)	ug/L		Annually	24-hr FPC
Thallium, Total Recoverable	Sample Measurement									
PARM Code 00982 1 Mon. Site No. PRT-E	Permit Requirement				Report (An.Avg.)	Report (Max.)	ug/L		Annually	24-hr FPC
Zinc, Total Recoverable	Sample Measurement									
PARM Code 01094 1 Mon. Site No. PRT-E	Permit Requirement				Report (An.Avg.)	Report (Max.)	ug/L		Annually	24-hr FPC
Cyanide, Total Recoverable	Sample Measurement									
PARM Code 78248 1 Mon. Site No. PRT-E	Permit Requirement				Report (An.Avg.)	Report (Max.)	ug/L		Annually	Grab
Phenolic Compounds, Total Recoverable	Sample Measurement									
PARM Code 70029 1 Mon. Site No. PRT-E	Permit Requirement				Report (An.Avg.)	Report (Max.)	ug/L		Annually	Grab

When Completed submit this report to: <http://www.fldepportal.com/go/>

PERMITTEE NAME: Pinellas County Utilities  
 MAILING ADDRESS: 14 South Ft. Harrison Avenue  
 Clearwater, Florida 33756-

FACILITY: South Cross Bayou AWWTF  
 LOCATION: 7401 54th Ave N  
 St Petersburg, FL 33709-1374

COUNTY: Pinellas  
 OFFICE: Southwest District

PERMIT NUMBER: FL0040436-023-DW1P

LIMIT: Final  
 CLASS SIZE: MA  
 MONITORING GROUP NUMBER: PRT-R  
 MONITORING GROUP DESCRIPTION: Residuals Pretreatment

REPORT FREQUENCY: Annually  
 PROGRAM: Domestic

RE-SUBMITTED DMR:   
 NO DISCHARGE FROM SITE:   
 MONITORING PERIOD From: \_\_\_\_\_ To: \_\_\_\_\_

Parameter		Quantity or Loading	Units	Quality or Concentration	Units	No. Ex.	Frequency of Analysis	Sample Type
Arsenic Total, Dry Weight, Sludge	Sample Measurement							
PARM Code 49565 + Mon. Site No. PRT-R	Permit Requirement			Report (An.Avg.)	Report (Max.)	mg/kg	Annually	Composite
Cadmium, Sludge, Tot. Dry Wt. (Cd)	Sample Measurement							
PARM Code 78476 + Mon. Site No. PRT-R	Permit Requirement			Report (An.Avg.)	Report (Max.)	mg/kg	Annually	Composite
Copper, Sludge, Tot, Dry Wt. (as Cu)	Sample Measurement							
PARM Code 78475 + Mon. Site No. PRT-R	Permit Requirement			Report (An.Avg.)	Report (Max.)	mg/kg	Annually	Composite
Lead, Dry Weight	Sample Measurement							
PARM Code 78468 + Mon. Site No. PRT-R	Permit Requirement			Report (An.Avg.)	Report (Max.)	mg/kg	Annually	Composite
Mercury, Dry Weight	Sample Measurement							
PARM Code 78471 + Mon. Site No. PRT-R	Permit Requirement			Report (An.Avg.)	Report (Max.)	mg/kg	Annually	Composite
Molybdenum, Dry Weight	Sample Measurement							
PARM Code 78465 + Mon. Site No. PRT-R	Permit Requirement			Report (An.Avg.)	Report (Max.)	mg/kg	Annually	Composite

\*FOR THOSE PARAMETERS THAT ARE SAMPLED ANNUALLY, THE MAXIMUM AND AVERAGE CONCENTRATIONS ARE EQUIVALENT AND SHALL BE REPORTED AS SUCH ON THE DMR.

I certify under penalty of law that this document and all attachments were prepared under my direction or supervision in accordance with a system designed to assure that qualified personnel properly gather and evaluate the information submitted. Based on my inquiry of the person or persons who manage the system, or those persons directly responsible for gathering the information, the information submitted is, to the best of my knowledge and belief, true, accurate, and complete. I am aware that there are significant penalties for submitting false information, including the possibility of fine and imprisonment for knowing violations.

NAME/TITLE OF PRINCIPAL EXECUTIVE OFFICER OR AUTHORIZED AGENT	SIGNATURE OF PRINCIPAL EXECUTIVE OFFICER OR AUTHORIZED AGENT	TELEPHONE NO	DATE (mm/dd/yyyy)

COMMENT AND EXPLANATION OF ANY VIOLATIONS (Reference all attachments here):

Reference for Section III.d

DISCHARGE MONITORING REPORT - PART A (Continued)

FACILITY: South Cross Bayou AWWTF

MONITORING GROUP PRT-R

PERMIT NUMBER: FL0040436-023-DW1P

NUMBER:

MONITORING PERIOD From: \_\_\_\_\_ To: \_\_\_\_\_

Parameter		Quantity or Loading		Units	Quality or Concentration		Units	No. Ex.	Frequency of Analysis	Sample Type
Nickel, Dry Weight	Sample Measurement									
PARM Code 78469 + Mon. Site No. PRT-R	Permit Requirement				Report (An.Avg.)	Report (Max.)	mg/kg		Annually	Composite
Selenium Sludge Solid	Sample Measurement									
PARM Code 61518 + Mon. Site No. PRT-R	Permit Requirement				Report (An.Avg.)	Report (Max.)	mg/kg		Annually	Composite
Zinc, Dry Weight	Sample Measurement									
PARM Code 78467 + Mon. Site No. PRT-R	Permit Requirement				Report (An.Avg.)	Report (Max.)	mg/kg		Annually	Composite

DEPARTMENT OF ENVIRONMENTAL PROTECTION DISCHARGE MONITORING REPORT - PART A

When Completed submit this report to: <http://www.fldepportal.com/go/>

PERMITTEE NAME: Pinellas County Utilities  
 MAILING ADDRESS: 14 South Ft. Harrison Avenue  
 Clearwater, Florida 33756-

PERMIT NUMBER: FL0040436-023-DW1P

FACILITY: South Cross Bayou AWWTF  
 LOCATION: 7401 54th Ave N  
 St Petersburg, FL 33709-1374

LIMIT: Final  
 CLASS SIZE: MA  
 MONITORING GROUP NUMBER: RWS-A  
 MONITORING GROUP DESCRIPTION: Annual Reclaimed Water or Effluent Analysis  
 RE-SUBMITTED DMR:   
 NO DISCHARGE FROM SITE:   
 MONITORING NOT REQUIRED:\*   
 MONITORING PERIOD From: \_\_\_\_\_ To: \_\_\_\_\_

REPORT FREQUENCY: Annually  
 PROGRAM: Domestic

COUNTY: Pinellas  
 OFFICE: Southwest District

Parameter		Quantity or Loading	Units	Quality or Concentration	Units	No. Ex.	Frequency of Analysis	Sample Type
Antimony, Total Recoverable (GWS = 6)**	Sample Measurement							
PARM Code 01268 P Mon. Site No. RWS-A	Permit Requirement			Report (Max.)	ug/L		Annually	24-hr FPC
Arsenic, Total Recoverable (GWS = 10)	Sample Measurement							
PARM Code 00978 P Mon. Site No. RWS-A	Permit Requirement			Report (Max.)	ug/L		Annually	24-hr FPC
Barium, Total Recoverable (GWS = 2,000)	Sample Measurement							
PARM Code 01009 P Mon. Site No. RWS-A	Permit Requirement			Report (Max.)	ug/L		Annually	24-hr FPC
Beryllium, Total Recoverable (GWS = 4)	Sample Measurement							
PARM Code 00998 P Mon. Site No. RWS-A	Permit Requirement			Report (Max.)	ug/L		Annually	24-hr FPC
Cadmium, Total Recoverable (GWS = 5)	Sample Measurement							
PARM Code 01113 P Mon. Site No. RWS-A	Permit Requirement			Report (Max.)	ug/L		Annually	24-hr FPC
Chromium, Total Recoverable (GWS =100)	Sample Measurement							
PARM Code 01118 P Mon. Site No. RWS-A	Permit Requirement			Report (Max.)	ug/L		Annually	24-hr FPC

\*THE "MONITORING NOT REQUIRED" CHECKBOX SHOULD BE SELECTED WHEN A CERTIFICATION STATEMENT IN ACCORDANCE WITH SUBSECTION 62-600.680(2), F.A.C., IS SUBMITTED WITH THIS DMR. SEE CERTIFICATION STATEMENT IN COMMENTS SECTION BELOW.

\*\*GROUND WATER STANDARD (GWS) FOR REFERENCE AND REVIEW ONLY.

I certify under penalty of law that this document and all attachments were prepared under my direction or supervision in accordance with a system designed to assure that qualified personnel properly gather and evaluate the information submitted. Based on my inquiry of the person or persons who manage the system, or those persons directly responsible for gathering the information, the information submitted is, to the best of my knowledge and belief, true, accurate, and complete. I am aware that there are significant penalties for submitting false information, including the possibility of fine and imprisonment for knowing violations.

NAME/TITLE OF PRINCIPAL EXECUTIVE OFFICER OR AUTHORIZED AGENT	SIGNATURE OF PRINCIPAL EXECUTIVE OFFICER OR AUTHORIZED AGENT	TELEPHONE NO	DATE (mm/dd/yyyy)

COMMENT AND EXPLANATION OF ANY VIOLATIONS (Reference all attachments here):

NO NEW NON-DOMESTIC WASTEWATER DISCHARGERS HAVE BEEN ADDED TO THE COLLECTION SYSTEM SINCE THE LAST RECLAIMED WATER OR EFFLUENT ANALYSIS WAS CONDUCTED.  
 SIGN AND DATE:

Reference for Section III.d

DISCHARGE MONITORING REPORT - PART A (Continued)

FACILITY: South Cross Bayou AWWTF

MONITORING GROUP RWS-A

PERMIT NUMBER: FL0040436-023-DW1P

NUMBER:

MONITORING PERIOD From: \_\_\_\_\_ To: \_\_\_\_\_

Parameter		Quantity or Loading		Units	Quality or Concentration			Units	No. Ex.	Frequency of Analysis	Sample Type
Cyanide, Free (amen. to chlorination)(GWS = 200)	Sample Measurement										
PARM Code 00722 P Mon. Site No. RWS-A	Permit Requirement					Report (Max.)	ug/L		Annually	Grab	
Fluoride, Total (as F) (GWS = 4.0/2.0)	Sample Measurement										
PARM Code 00951 P Mon. Site No. RWS-A	Permit Requirement					Report (Max.)	mg/L		Annually	24-hr FPC	
Lead, Total Recoverable (GWS = 15)	Sample Measurement										
PARM Code 01114 P Mon. Site No. RWS-A	Permit Requirement					Report (Max.)	ug/L		Annually	24-hr FPC	
Mercury, Total Recoverable (GWS = 2)	Sample Measurement										
PARM Code 71901 P Mon. Site No. RWS-A	Permit Requirement					Report (Max.)	ug/L		Annually	Grab	
Nickel, Total Recoverable (GWS = 100)	Sample Measurement										
PARM Code 01074 P Mon. Site No. RWS-A	Permit Requirement					Report (Max.)	ug/L		Annually	24-hr FPC	
Nitrogen, Nitrate, Total (as N) (GWS = 10)	Sample Measurement										
PARM Code 00620 P Mon. Site No. RWS-A	Permit Requirement					Report (Max.)	mg/L		Annually	24-hr FPC	
Nitrogen, Nitrite, Total (as N) (GWS = 1)	Sample Measurement										
PARM Code 00615 P Mon. Site No. RWS-A	Permit Requirement					Report (Max.)	mg/L		Annually	24-hr FPC	
Nitrite plus Nitrate, Total 1 det. (as N)(GWS = 10)	Sample Measurement										
PARM Code 00630 P Mon. Site No. RWS-A	Permit Requirement					Report (Max.)	mg/L		Annually	24-hr FPC	
Selenium, Total Recoverable (GWS =50)	Sample Measurement										
PARM Code 00981 P Mon. Site No. RWS-A	Permit Requirement					Report (Max.)	ug/L		Annually	24-hr FPC	
Sodium, Total Recoverable (GWS = 160)	Sample Measurement										
PARM Code 00923 P Mon. Site No. RWS-A	Permit Requirement					Report (Max.)	mg/L		Annually	24-hr FPC	

Reference for Section III.d

DISCHARGE MONITORING REPORT - PART A (Continued)

FACILITY: South Cross Bayou AWWTF

MONITORING GROUP RWS-A

PERMIT NUMBER: FL0040436-023-DW1P

NUMBER:

MONITORING PERIOD From: \_\_\_\_\_ To: \_\_\_\_\_

Parameter		Quantity or Loading		Units	Quality or Concentration			Units	No. Ex.	Frequency of Analysis	Sample Type
Thallium, Total Recoverable (GWS = 2)	Sample Measurement										
PARM Code 00982 P Mon. Site No. RWS-A	Permit Requirement					Report (Max.)	ug/L		Annually	24-hr FPC	
1,1-dichloroethylene (GWS = 7)	Sample Measurement										
PARM Code 34501 P Mon. Site No. RWS-A	Permit Requirement					Report (Max.)	ug/L		Annually	Grab	
1,1,1-trichloroethane (GWS = 200)	Sample Measurement										
PARM Code 34506 P Mon. Site No. RWS-A	Permit Requirement					Report (Max.)	ug/L		Annually	Grab	
1,1,2-trichloroethane (GWS = 5)	Sample Measurement										
PARM Code 34511 P Mon. Site No. RWS-A	Permit Requirement					Report (Max.)	ug/L		Annually	Grab	
1,2-dichloroethane (GWS = 3)	Sample Measurement										
PARM Code 32103 P Mon. Site No. RWS-A	Permit Requirement					Report (Max.)	ug/L		Annually	Grab	
1,2-dichloropropane (GWS = 5)	Sample Measurement										
PARM Code 34541 P Mon. Site No. RWS-A	Permit Requirement					Report (Max.)	ug/L		Annually	Grab	
1,2,4-trichlorobenzene (GWS = 70)	Sample Measurement										
PARM Code 34551 P Mon. Site No. RWS-A	Permit Requirement					Report (Max.)	ug/L		Annually	24-hr FPC	
Benzene (GWS = 1)	Sample Measurement										
PARM Code 34030 P Mon. Site No. RWS-A	Permit Requirement					Report (Max.)	ug/L		Annually	Grab	
Carbon tetrachloride (GWS = 3)	Sample Measurement										
PARM Code 32102 P Mon. Site No. RWS-A	Permit Requirement					Report (Max.)	ug/L		Annually	Grab	
Cis-1,2-dichloroethene (GWS = 70)	Sample Measurement										
PARM Code 81686 P Mon. Site No. RWS-A	Permit Requirement					Report (Max.)	ug/L		Annually	Grab	

## DISCHARGE MONITORING REPORT - PART A (Continued)

FACILITY: South Cross Bayou AWWTF

MONITORING GROUP RWS-A

PERMIT NUMBER: FL0040436-023-DW1P

NUMBER:

MONITORING PERIOD From: \_\_\_\_\_ To: \_\_\_\_\_

Parameter		Quantity or Loading		Units	Quality or Concentration			Units	No. Ex.	Frequency of Analysis	Sample Type
Dichloromethane (methylene chloride)(GWS = 5)	Sample Measurement										
PARM Code 03821 P Mon. Site No. RWS-A	Permit Requirement					Report (Max.)	ug/L		Annually	Grab	
Ethylbenzene (GWS = 700)	Sample Measurement										
PARM Code 34371 P Mon. Site No. RWS-A	Permit Requirement					Report (Max.)	ug/L		Annually	Grab	
Monochlorobenzene (GWS = 100)	Sample Measurement										
PARM Code 34031 P Mon. Site No. RWS-A	Permit Requirement					Report (Max.)	ug/L		Annually	Grab	
1,2-dichlorobenzene (GWS = 600)	Sample Measurement										
PARM Code 34536 P Mon. Site No. RWS-A	Permit Requirement					Report (Max.)	ug/L		Annually	Grab	
1,4-dichlorobenzene (GWS = 75)	Sample Measurement										
PARM Code 34571 P Mon. Site No. RWS-A	Permit Requirement					Report (Max.)	ug/L		Annually	Grab	
Styrene, Total (GWS = 100)	Sample Measurement										
PARM Code 77128 P Mon. Site No. RWS-A	Permit Requirement					Report (Max.)	ug/L		Annually	Grab	
Tetrachloroethylene (GWS = 3)	Sample Measurement										
PARM Code 34475 P Mon. Site No. RWS-A	Permit Requirement					Report (Max.)	ug/L		Annually	Grab	
Toluene (GWS = 1,000)	Sample Measurement										
PARM Code 34010 P Mon. Site No. RWS-A	Permit Requirement					Report (Max.)	ug/L		Annually	Grab	
1,2-trans-dichloroethylene (GWS = 100)	Sample Measurement										
PARM Code 34546 P Mon. Site No. RWS-A	Permit Requirement					Report (Max.)	ug/L		Annually	Grab	
Trichloroethylene (GWS = 3)	Sample Measurement										
PARM Code 39180 P Mon. Site No. RWS-A	Permit Requirement					Report (Max.)	ug/L		Annually	Grab	



Reference for Section III.d

DISCHARGE MONITORING REPORT - PART A (Continued)

FACILITY: South Cross Bayou AWWTF

MONITORING GROUP RWS-A

PERMIT NUMBER: FL0040436-023-DW1P

NUMBER:

MONITORING PERIOD From: \_\_\_\_\_ To: \_\_\_\_\_

Parameter		Quantity or Loading		Units	Quality or Concentration			Units	No. Ex.	Frequency of Analysis	Sample Type
Vinyl chloride (GWS = 1)	Sample Measurement										
PARM Code 39175 P Mon. Site No. RWS-A	Permit Requirement					Report (Max.)	ug/L		Annually	Grab	
Xylenes (GWS = 10,000)	Sample Measurement										
PARM Code 81551 P Mon. Site No. RWS-A	Permit Requirement					Report (Max.)	ug/L		Annually	Grab	
2,3,7,8-tetrachlorodibenzo-p-dioxin(GWS = 3x10 <sup>-5</sup> )	Sample Measurement										
PARM Code 34675 P Mon. Site No. RWS-A	Permit Requirement					Report (Max.)	ug/L		Annually	24-hr FPC	
2,4-dichlorophenoxyacetic acid (GWS = 70)	Sample Measurement										
PARM Code 39730 P Mon. Site No. RWS-A	Permit Requirement					Report (Max.)	ug/L		Annually	24-hr FPC	
Silvex (GWS = 50)	Sample Measurement										
PARM Code 39760 P Mon. Site No. RWS-A	Permit Requirement					Report (Max.)	ug/L		Annually	24-hr FPC	
Alachlor (GWS = 2)	Sample Measurement										
PARM Code 39161 P Mon. Site No. RWS-A	Permit Requirement					Report (Max.)	ug/L		Annually	24-hr FPC	
Atrazine (GWS = 3)	Sample Measurement										
PARM Code 39033 P Mon. Site No. RWS-A	Permit Requirement					Report (Max.)	ug/L		Annually	24-hr FPC	
Benzo(a)pyrene (GWS = 0.2)	Sample Measurement										
PARM Code 34247 P Mon. Site No. RWS-A	Permit Requirement					Report (Max.)	ug/L		Annually	24-hr FPC	
Carbofuran (GWS = 40)	Sample Measurement										
PARM Code 81405 P Mon. Site No. RWS-A	Permit Requirement					Report (Max.)	ug/L		Annually	24-hr FPC	
Chlordane (tech mix. and metabolites)(GWS = 2)	Sample Measurement										
PARM Code 39350 P Mon. Site No. RWS-A	Permit Requirement					Report (Max.)	ug/L		Annually	24-hr FPC	

## Reference for Section III.d

## DISCHARGE MONITORING REPORT - PART A (Continued)

FACILITY: South Cross Bayou AWWTF

MONITORING GROUP RWS-A

PERMIT NUMBER: FL0040436-023-DW1P

NUMBER:

MONITORING PERIOD From: \_\_\_\_\_ To: \_\_\_\_\_

Parameter		Quantity or Loading		Units	Quality or Concentration			Units	No. Ex.	Frequency of Analysis	Sample Type
Dalapon (GWS = 200)	Sample Measurement										
PARM Code 38432 P Mon. Site No. RWS-A	Permit Requirement					Report (Max.)	ug/L		Annually	24-hr FPC	
Bis(2-ethylhexyl)adipate (GWS = 400)	Sample Measurement										
PARM Code 77903 P Mon. Site No. RWS-A	Permit Requirement					Report (Max.)	ug/L		Annually	24-hr FPC	
Bis (2-ethylhexyl) phthalate (GWS = 6)	Sample Measurement										
PARM Code 39100 P Mon. Site No. RWS-A	Permit Requirement					Report (Max.)	ug/L		Annually	24-hr FPC	
Dibromochloropropane (DBCP) (GWS = 0.2)	Sample Measurement										
PARM Code 82625 P Mon. Site No. RWS-A	Permit Requirement					Report (Max.)	ug/L		Annually	Grab	
Dinoseb (GWS = 7)	Sample Measurement										
PARM Code 30191 P Mon. Site No. RWS-A	Permit Requirement					Report (Max.)	ug/L		Annually	24-hr FPC	
Diquat (GWS = 20)	Sample Measurement										
PARM Code 04443 P Mon. Site No. RWS-A	Permit Requirement					Report (Max.)	ug/L		Annually	24-hr FPC	
Endothall (GWS = 100)	Sample Measurement										
PARM Code 38926 P Mon. Site No. RWS-A	Permit Requirement					Report (Max.)	ug/L		Annually	24-hr FPC	
Endrin (GWS = 2)	Sample Measurement										
PARM Code 39390 P Mon. Site No. RWS-A	Permit Requirement					Report (Max.)	ug/L		Annually	24-hr FPC	
Ethylene dibromide (1,2- dibromoethane)(GWS = 0.02)	Sample Measurement										
PARM Code 77651 P Mon. Site No. RWS-A	Permit Requirement					Report (Max.)	ug/L		Annually	Grab	
Glyphosate (GWS = 0.7)	Sample Measurement										
PARM Code 79743 P Mon. Site No. RWS-A	Permit Requirement					Report (Max.)	mg/L		Annually	24-hr FPC	

Reference for Section III.d

DISCHARGE MONITORING REPORT - PART A (Continued)

FACILITY: South Cross Bayou AWWTF

MONITORING GROUP RWS-A

PERMIT NUMBER: FL0040436-023-DW1P

NUMBER:

MONITORING PERIOD From: \_\_\_\_\_ To: \_\_\_\_\_

Parameter		Quantity or Loading		Units	Quality or Concentration			Units	No. Ex.	Frequency of Analysis	Sample Type
Heptachlor (GWS = 0.4)	Sample Measurement										
PARM Code 39410 P Mon. Site No. RWS-A	Permit Requirement					Report (Max.)	ug/L		Annually	24-hr FPC	
Heptachlor epoxide (GWS = 0.2)	Sample Measurement										
PARM Code 39420 P Mon. Site No. RWS-A	Permit Requirement					Report (Max.)	ug/L		Annually	24-hr FPC	
Hexachlorobenzene (GWS = 1)	Sample Measurement										
PARM Code 39700 P Mon. Site No. RWS-A	Permit Requirement					Report (Max.)	ug/L		Annually	24-hr FPC	
Hexachlorocyclopentadiene (GWS = 50)	Sample Measurement										
PARM Code 34386 P Mon. Site No. RWS-A	Permit Requirement					Report (Max.)	ug/L		Annually	24-hr FPC	
Gamma BHC (Lindane) (GWS = 0.2)	Sample Measurement										
PARM Code 39782 P Mon. Site No. RWS-A	Permit Requirement					Report (Max.)	ug/L		Annually	24-hr FPC	
Methoxychlor (GWS = 40)	Sample Measurement										
PARM Code 39480 P Mon. Site No. RWS-A	Permit Requirement					Report (Max.)	ug/L		Annually	24-hr FPC	
Oxamyl (vydate) (GWS = 200)	Sample Measurement										
PARM Code 38865 P Mon. Site No. RWS-A	Permit Requirement					Report (Max.)	ug/L		Annually	24-hr FPC	
Pentachlorophenol (GWS = 1)	Sample Measurement										
PARM Code 39032 P Mon. Site No. RWS-A	Permit Requirement					Report (Max.)	ug/L		Annually	24-hr FPC	
Picloram (GWS = 500)	Sample Measurement										
PARM Code 39720 P Mon. Site No. RWS-A	Permit Requirement					Report (Max.)	ug/L		Annually	24-hr FPC	
Polychlorinated Biphenyls (PCBs)(GWS = 0.5)	Sample Measurement										
PARM Code 39516 P Mon. Site No. RWS-A	Permit Requirement					Report (Max.)	ug/L		Annually	24-hr FPC	

## Reference for Section III.d

## DISCHARGE MONITORING REPORT - PART A (Continued)

FACILITY: South Cross Bayou AWWTF

MONITORING GROUP RWS-A

PERMIT NUMBER: FL0040436-023-DW1P

NUMBER:

MONITORING PERIOD

From: \_\_\_\_\_

To: \_\_\_\_\_

Parameter		Quantity or Loading		Units	Quality or Concentration			Units	No. Ex.	Frequency of Analysis	Sample Type
Simazine (GWS = 4)	Sample Measurement										
PARM Code 39055 P Mon. Site No. RWS-A	Permit Requirement					Report (Max.)	ug/L		Annually	24-hr FPC	
Toxaphene (GWS = 3)	Sample Measurement										
PARM Code 39400 P Mon. Site No. RWS-A	Permit Requirement					Report (Max.)	ug/L		Annually	24-hr FPC	
Trihalomethane, Total by summation(GWS = 0.080)	Sample Measurement										
PARM Code 82080 P Mon. Site No. RWS-A	Permit Requirement					Report (Max.)	mg/L		Annually	Grab	
Radium 226 + Radium 228, Total (GWS = 5)	Sample Measurement										
PARM Code 11503 P Mon. Site No. RWS-A	Permit Requirement					Report (Max.)	pCi/L		Annually	24-hr FPC	
Alpha, Gross Particle Activity (GWS = 15)	Sample Measurement										
PARM Code 80045 P Mon. Site No. RWS-A	Permit Requirement					Report (Max.)	pCi/L		Annually	24-hr FPC	
Aluminum, Total Recoverable (GWS = 0.2)	Sample Measurement										
PARM Code 01104 P Mon. Site No. RWS-A	Permit Requirement					Report (Max.)	mg/L		Annually	24-hr FPC	
Chloride (as Cl) (GWS = 250)	Sample Measurement										
PARM Code 00940 P Mon. Site No. RWS-A	Permit Requirement					Report (Max.)	mg/L		Annually	24-hr FPC	
Iron, Total Recoverable (GWS = 0.3)	Sample Measurement										
PARM Code 00980 P Mon. Site No. RWS-A	Permit Requirement					Report (Max.)	mg/L		Annually	24-hr FPC	
Copper, Total Recoverable (GWS = 1,000)	Sample Measurement										
PARM Code 01119 P Mon. Site No. RWS-A	Permit Requirement					Report (Max.)	ug/L		Annually	24-hr FPC	
Manganese, Total Recoverable (GWS = 50)	Sample Measurement										
PARM Code 11123 P Mon. Site No. RWS-A	Permit Requirement					Report (Max.)	ug/L		Annually	24-hr FPC	

DISCHARGE MONITORING REPORT - PART A (Continued)

FACILITY: South Cross Bayou AWWTF

MONITORING GROUP RWS-A

PERMIT NUMBER: FL0040436-023-DW1P

NUMBER:

MONITORING PERIOD From: \_\_\_\_\_ To: \_\_\_\_\_

Parameter		Quantity or Loading		Units	Quality or Concentration			Units	No. Ex.	Frequency of Analysis	Sample Type
Silver, Total Recoverable (GWS = 100)	Sample Measurement										
PARM Code 01079 P Mon. Site No. RWS-A	Permit Requirement					Report (Max.)	ug/L		Annually	24-hr FPC	
Sulfate, Total (GWS = 250)	Sample Measurement										
PARM Code 00945 P Mon. Site No. RWS-A	Permit Requirement					Report (Max.)	mg/L		Annually	24-hr FPC	
Zinc, Total Recoverable (GWS = 5,000)	Sample Measurement										
PARM Code 01094 P Mon. Site No. RWS-A	Permit Requirement					Report (Max.)	ug/L		Annually	24-hr FPC	
pH (GWS = 6.5-8.5)	Sample Measurement										
PARM Code 00400 P Mon. Site No. RWS-A	Permit Requirement					Report (Max.)	s.u.		Annually	Grab	
Solids, Total Dissolved (TDS) (GWS = 500)	Sample Measurement										
PARM Code 70295 P Mon. Site No. RWS-A	Permit Requirement					Report (Max.)	mg/L		Annually	24-hr FPC	
Foaming Agents (GWS = 0.5)	Sample Measurement										
PARM Code 01288 P Mon. Site No. RWS-A	Permit Requirement					Report (Max.)	mg/L		Annually	24-hr FPC	

### DAILY SAMPLE RESULTS - PART B

Permit Number: FL0040436-023-DW1P      Facility: South Cross Bayou AWWTF  
 Monitoring Period From: \_\_\_\_\_ To: \_\_\_\_\_

	Flow MGD (D-001)	BOD, Carbonaceous 5 day, 20C mg/L	Solids, Total Suspended mg/L	Nitrogen, Total mg/L	Phosphorus, Total (as P) mg/L	Solids, Total Suspended mg/L	pH s.u. (Min)	pH s.u. (Max)	Coliform, Fecal #/100mL	Coliform, Fecal #/100mL	Coliform, Fecal #/100mL
Code	50050	80082	00530	00600	00665	00530	00400	00400	74055	74055	74055
Mon. Site	FLW-01	EFA-01	EFA-01	EFA-01	EFA-01	EFB-01	EFD-02	EFD-02	EFA-01	EFA-02	EFA-03
1											
2											
3											
4											
5											
6											
7											
8											
9											
10											
11											
12											
13											
14											
15											
16											
17											
18											
19											
20											
21											
22											
23											
24											
25											
26											
27											
28											
29											
30											
31											
Total											
Mo. Avg.											

**PLANT STAFFING:**

Day Shift Operator      Class: \_\_\_\_\_ Certificate No: \_\_\_\_\_ Name: \_\_\_\_\_

Evening Shift Operator      Class: \_\_\_\_\_ Certificate No: \_\_\_\_\_ Name: \_\_\_\_\_

Night Shift Operator      Class: \_\_\_\_\_ Certificate No: \_\_\_\_\_ Name: \_\_\_\_\_

Lead Operator      Class: \_\_\_\_\_ Certificate No: \_\_\_\_\_ Name: \_\_\_\_\_

### DAILY SAMPLE RESULTS - PART B

Permit Number: FL0040436-023-DW1P      Facility: South Cross Bayou AWWTF  
 Monitoring Period From: \_\_\_\_\_ To: \_\_\_\_\_

Code	BOD, Carbonaceous 5 day, 20C mg/L	Chlorine, Total Residual (For Disinfection) mg/L	Coliform, Fecal #/100mL	Chlorine, Total Residual (For Dechlorination) mg/L	Chlorine, Total Residual (For Dechlorination) mg/L	Enterococci #/100mL	Enterococci #/100mL	Enterococci #/100mL	Oxygen, Dissolved (DO) mg/L	Chlorodibromomethane ug/L	Dichlorodibromomethane ug/L
80082	50060	74055	50060	50060	31639	31639	31639	00300	34306	32101	
Mon. Site	EFA-01	EFA-01	EFA-01	EFA-01	EFD-02	EFA-01	EFA-02	EFA-03	EFD-01	EFD-02	EFD-02
1											
2											
3											
4											
5											
6											
7											
8											
9											
10											
11											
12											
13											
14											
15											
16											
17											
18											
19											
20											
21											
22											
23											
24											
25											
26											
27											
28											
29											
30											
31											
Total											
Mo. Avg.											

**PLANT STAFFING:**

Day Shift Operator      Class: \_\_\_\_\_ Certificate No: \_\_\_\_\_ Name: \_\_\_\_\_  
 Evening Shift Operator      Class: \_\_\_\_\_ Certificate No: \_\_\_\_\_ Name: \_\_\_\_\_  
 Night Shift Operator      Class: \_\_\_\_\_ Certificate No: \_\_\_\_\_ Name: \_\_\_\_\_  
 Lead Operator      Class: \_\_\_\_\_ Certificate No: \_\_\_\_\_ Name: \_\_\_\_\_

### DAILY SAMPLE RESULTS - PART B

Permit Number: FL0040436-023-DW1P

Facility: South Cross Bayou AWWTF

Monitoring Period From: \_\_\_\_\_ To: \_\_\_\_\_

Code	Flow Rate gpd	Ultraviolet Light Dosage mW-s/sqcm	Ultraviolet Light Intensity uW/sqcm	Ultraviolet Light Transmittanc e percent	Ultraviolet Light Dosage mW-s/sqcm	Ultraviolet Light Intensity uW/sqcm	Ultraviolet Light Transmittanc e percent	Turbidity, NTU	Flow MGD	Flow MGD	
00056	61938	49607	51043	61938	49607	51043	00070	50050	50050		
Mon. Site	FLW-04	PPI-01	PPI-01	EFB-01	PPI-02	PPI-02	EFB-01	EFB-01	FLW-03	FLW-02	
1											
2											
3											
4											
5											
6											
7											
8											
9											
10											
11											
12											
13											
14											
15											
16											
17											
18											
19											
20											
21											
22											
23											
24											
25											
26											
27											
28											
29											
30											
31											
Total											
Mo. Avg.											

**PLANT STAFFING:**

Day Shift Operator      Class: \_\_\_\_\_ Certificate No: \_\_\_\_\_ Name: \_\_\_\_\_

Evening Shift Operator      Class: \_\_\_\_\_ Certificate No: \_\_\_\_\_ Name: \_\_\_\_\_

Night Shift Operator      Class: \_\_\_\_\_ Certificate No: \_\_\_\_\_ Name: \_\_\_\_\_

Lead Operator      Class: \_\_\_\_\_ Certificate No: \_\_\_\_\_ Name: \_\_\_\_\_



## GROUNDWATER MONITORING REPORT - PART D

Facility Name: South Cross Bayou AWWTF  
 Permit Number: FL0040436-023-DW1P  
 County: Pinellas

Monitoring Well ID: MWB-01R  
 Well Type: Background  
 Description: Bay Pines Veterans Hospital (SCB-117)

Report Frequency: Semi-annually  
 Program: Domestic

Office: Southwest District

Re-submitted DMR:

Monitoring Period From: \_\_\_\_\_ To: \_\_\_\_\_

Date Sample Obtained: \_\_\_\_\_

Time Sample Obtained: \_\_\_\_\_

Was the well purged before sampling? \_\_\_ Yes \_\_\_ No

Parameter	PARM Code	Sample Measurement	Permit Requirement	Units	Sample Type	Frequency of Analysis	Detection Limits	Analysis Method	Sampling Equipment Used	Samples Filtered (L/F/N)
Water Level Relative to NGVD	82545		Report	ft	In Situ	Semi-Annually; twice per year				
Nitrogen, Nitrate, Total (as N)	00620		Report	mg/L	Grab	Semi-Annually; twice per year				
Solids, Total Dissolved (TDS)	70295		Report	mg/L	Grab	Semi-Annually; twice per year				
Arsenic, Total Recoverable	00978		Report	ug/L	Grab	Semi-Annually; twice per year				
Chloride (as Cl)	00940		Report	mg/L	Grab	Semi-Annually; twice per year				
Coliform, Fecal	74055		Report	#/100mL	Grab	Semi-Annually; twice per year				
pH	00400		Report	s.u.	In Situ	Semi-Annually; twice per year				
Sulfate, Total	00945		Report	mg/L	Grab	Semi-Annually; twice per year				
Turbidity	00070		Report	NTU	Grab	Semi-Annually; twice per year				
Sodium, Total Recoverable	00923		Report	mg/L	Grab	Semi-Annually; twice per year				

I certify under penalty of law that this document and all attachments were prepared under my direction or supervision in accordance with a system designed to assure that qualified personnel properly gather and evaluate the information submitted. Based on my inquiry of the person or persons who manage the system, or those persons directly responsible for gathering the information, the information submitted is, to the best of my knowledge and belief, true, accurate, and complete. I am aware that there are significant penalties for submitting false information, including the possibility of fine and imprisonment for knowing violations.

NAME/TITLE OF PRINCIPAL EXECUTIVE OFFICER OR AUTHORIZED AGENT	SIGNATURE OF PRINCIPAL EXECUTIVE OFFICER OR AUTHORIZED AGENT	TELEPHONE NO	DATE (mm/dd/yyyy)

COMMENTS AND EXPLANATION (Reference all attachments here):

## GROUNDWATER MONITORING REPORT - PART D

Facility Name: South Cross Bayou AWWTF  
 Permit Number: FL0040436-023-DW1P  
 County: Pinellas  
 Office: Southwest District

Monitoring Well ID: MWB-03R  
 Well Type: Background  
 Description: Belleair CC  
 Re-submitted DMR:

Report Frequency: Semi-annually  
 Program: Domestic

Monitoring Period From: \_\_\_\_\_ To: \_\_\_\_\_ Date Sample Obtained: \_\_\_\_\_

Time Sample Obtained: \_\_\_\_\_

Was the well purged before sampling? \_\_\_Yes \_\_\_ No

Parameter	PARM Code	Sample Measurement	Permit Requirement	Units	Sample Type	Frequency of Analysis	Detection Limits	Analysis Method	Sampling Equipment Used	Samples Filtered (L/F/N)
Water Level Relative to NGVD	82545		Report	ft	In Situ	Semi-Annually; twice per year				
Nitrogen, Nitrate, Total (as N)	00620		Report	mg/L	Grab	Semi-Annually; twice per year				
Solids, Total Dissolved (TDS)	70295		Report	mg/L	Grab	Semi-Annually; twice per year				
Arsenic, Total Recoverable	00978		Report	ug/L	Grab	Semi-Annually; twice per year				
Chloride (as Cl)	00940		Report	mg/L	Grab	Semi-Annually; twice per year				
Coliform, Fecal	74055		Report	#/100mL	Grab	Semi-Annually; twice per year				
pH	00400		Report	s.u.	In Situ	Semi-Annually; twice per year				
Sulfate, Total	00945		Report	mg/L	Grab	Semi-Annually; twice per year				
Turbidity	00070		Report	NTU	Grab	Semi-Annually; twice per year				
Sodium, Total Recoverable	00923		Report	mg/L	Grab	Semi-Annually; twice per year				

I certify under penalty of law that this document and all attachments were prepared under my direction or supervision in accordance with a system designed to assure that qualified personnel properly gather and evaluate the information submitted. Based on my inquiry of the person or persons who manage the system, or those persons directly responsible for gathering the information, the information submitted is, to the best of my knowledge and belief, true, accurate, and complete. I am aware that there are significant penalties for submitting false information, including the possibility of fine and imprisonment for knowing violations.

NAME/TITLE OF PRINCIPAL EXECUTIVE OFFICER OR AUTHORIZED AGENT	SIGNATURE OF PRINCIPAL EXECUTIVE OFFICER OR AUTHORIZED AGENT	TELEPHONE NO	DATE (mm/dd/yyyy)

COMMENTS AND EXPLANATION (Reference all attachments here):

## GROUNDWATER MONITORING REPORT - PART D

Facility Name: South Cross Bayou AWWTF  
 Permit Number: FL0040436-023-DW1P  
 County: Pinellas  
 Office: Southwest District

Monitoring Well ID: MWC-14  
 Well Type: Compliance  
 Description: Belleair CC (MW-7)  
 Re-submitted DMR:

Report Frequency: Semi-annually  
 Program: Domestic

Monitoring Period From: \_\_\_\_\_ To: \_\_\_\_\_ Date Sample Obtained: \_\_\_\_\_  
 Time Sample Obtained: \_\_\_\_\_

Was the well purged before sampling? \_\_\_Yes \_\_\_ No

Parameter	PARM Code	Sample Measurement	Permit Requirement	Units	Sample Type	Frequency of Analysis	Detection Limits	Analysis Method	Sampling Equipment Used	Samples Filtered (L/F/N)
Water Level Relative to NGVD	82545		Report	ft	In Situ	Semi-Annually; twice per year				
Nitrogen, Nitrate, Total (as N)	00620		10	mg/L	Grab	Semi-Annually; twice per year				
Solids, Total Dissolved (TDS)	70295		500	mg/L	Grab	Semi-Annually; twice per year				
Arsenic, Total Recoverable	00978		10	ug/L	Grab	Semi-Annually; twice per year				
Chloride (as Cl)	00940		250	mg/L	Grab	Semi-Annually; twice per year				
Coliform, Fecal	74055		4	#/100mL	Grab	Semi-Annually; twice per year				
pH	00400		6.5-8.5	s.u.	In Situ	Semi-Annually; twice per year				
Sulfate, Total	00945		250	mg/L	Grab	Semi-Annually; twice per year				
Turbidity	00070		Report	NTU	Grab	Semi-Annually; twice per year				
Sodium, Total Recoverable	00923		160	mg/L	Grab	Semi-Annually; twice per year				

I certify under penalty of law that this document and all attachments were prepared under my direction or supervision in accordance with a system designed to assure that qualified personnel properly gather and evaluate the information submitted. Based on my inquiry of the person or persons who manage the system, or those persons directly responsible for gathering the information, the information submitted is, to the best of my knowledge and belief, true, accurate, and complete. I am aware that there are significant penalties for submitting false information, including the possibility of fine and imprisonment for knowing violations.

NAME/TITLE OF PRINCIPAL EXECUTIVE OFFICER OR AUTHORIZED AGENT	SIGNATURE OF PRINCIPAL EXECUTIVE OFFICER OR AUTHORIZED AGENT	TELEPHONE NO	DATE (mm/dd/yyyy)

COMMENTS AND EXPLANATION (Reference all attachments here):

## GROUNDWATER MONITORING REPORT - PART D

Facility Name: South Cross Bayou AWWTF  
 Permit Number: FL0040436-023-DW1P  
 County: Pinellas

Monitoring Well ID: MWC-18  
 Well Type: Compliance  
 Description: Bay Pines National Cemetery (SCB-118)

Report Frequency: Semi-annually  
 Program: Domestic

Office: Southwest District

Re-submitted DMR:

Monitoring Period From: \_\_\_\_\_ To: \_\_\_\_\_

Date Sample Obtained: \_\_\_\_\_

Time Sample Obtained: \_\_\_\_\_

Was the well purged before sampling? \_\_\_ Yes \_\_\_ No

Parameter	PARM Code	Sample Measurement	Permit Requirement	Units	Sample Type	Frequency of Analysis	Detection Limits	Analysis Method	Sampling Equipment Used	Samples Filtered (L/F/N)
Water Level Relative to NGVD	82545		Report	ft	In Situ	Semi-Annually; twice per year				
Nitrogen, Nitrate, Total (as N)	00620		10	mg/L	Grab	Semi-Annually; twice per year				
Solids, Total Dissolved (TDS)	70295		500	mg/L	Grab	Semi-Annually; twice per year				
Arsenic, Total Recoverable	00978		10	ug/L	Grab	Semi-Annually; twice per year				
Chloride (as Cl)	00940		250	mg/L	Grab	Semi-Annually; twice per year				
Coliform, Fecal	74055		4	#/100mL	Grab	Semi-Annually; twice per year				
pH	00400		6.5-8.5	s.u.	In Situ	Semi-Annually; twice per year				
Sulfate, Total	00945		250	mg/L	Grab	Semi-Annually; twice per year				
Turbidity	00070		Report	NTU	Grab	Semi-Annually; twice per year				
Sodium, Total Recoverable	00923		160	mg/L	Grab	Semi-Annually; twice per year				

I certify under penalty of law that this document and all attachments were prepared under my direction or supervision in accordance with a system designed to assure that qualified personnel properly gather and evaluate the information submitted. Based on my inquiry of the person or persons who manage the system, or those persons directly responsible for gathering the information, the information submitted is, to the best of my knowledge and belief, true, accurate, and complete. I am aware that there are significant penalties for submitting false information, including the possibility of fine and imprisonment for knowing violations.

NAME/TITLE OF PRINCIPAL EXECUTIVE OFFICER OR AUTHORIZED AGENT	SIGNATURE OF PRINCIPAL EXECUTIVE OFFICER OR AUTHORIZED AGENT	TELEPHONE NO	DATE (mm/dd/yyyy)

COMMENTS AND EXPLANATION (Reference all attachments here):

## GROUNDWATER MONITORING REPORT - PART D

Facility Name: South Cross Bayou AWWTF  
 Permit Number: FL0040436-023-DW1P  
 County: Pinellas

Monitoring Well ID: MWI-01R  
 Well Type: Intermediate  
 Description: Bay Pines National Cemetery

Report Frequency: Semi-annually  
 Program: Domestic

Office: Southwest District

Re-submitted DMR:

Monitoring Period From: \_\_\_\_\_ To: \_\_\_\_\_

Date Sample Obtained: \_\_\_\_\_

Time Sample Obtained: \_\_\_\_\_

Was the well purged before sampling? \_\_\_ Yes \_\_\_ No

Parameter	PARM Code	Sample Measurement	Permit Requirement	Units	Sample Type	Frequency of Analysis	Detection Limits	Analysis Method	Sampling Equipment Used	Samples Filtered (L/F/N)
Water Level Relative to NGVD	82545		Report	ft	In Situ	Semi-Annually; twice per year				
Nitrogen, Nitrate, Total (as N)	00620		Report	mg/L	Grab	Semi-Annually; twice per year				
Solids, Total Dissolved (TDS)	70295		Report	mg/L	Grab	Semi-Annually; twice per year				
Arsenic, Total Recoverable	00978		Report	ug/L	Grab	Semi-Annually; twice per year				
Chloride (as Cl)	00940		Report	mg/L	Grab	Semi-Annually; twice per year				
Coliform, Fecal	74055		Report	#/100mL	Grab	Semi-Annually; twice per year				
pH	00400		Report	s.u.	In Situ	Semi-Annually; twice per year				
Sulfate, Total	00945		Report	mg/L	Grab	Semi-Annually; twice per year				
Turbidity	00070		Report	NTU	Grab	Semi-Annually; twice per year				
Sodium, Total Recoverable	00923		Report	mg/L	Grab	Semi-Annually; twice per year				

I certify under penalty of law that this document and all attachments were prepared under my direction or supervision in accordance with a system designed to assure that qualified personnel properly gather and evaluate the information submitted. Based on my inquiry of the person or persons who manage the system, or those persons directly responsible for gathering the information, the information submitted is, to the best of my knowledge and belief, true, accurate, and complete. I am aware that there are significant penalties for submitting false information, including the possibility of fine and imprisonment for knowing violations.

NAME/TITLE OF PRINCIPAL EXECUTIVE OFFICER OR AUTHORIZED AGENT	SIGNATURE OF PRINCIPAL EXECUTIVE OFFICER OR AUTHORIZED AGENT	TELEPHONE NO	DATE (mm/dd/yyyy)

COMMENTS AND EXPLANATION (Reference all attachments here):

## GROUNDWATER MONITORING REPORT - PART D

Facility Name: South Cross Bayou AWWTF  
 Permit Number: FL0040436-023-DW1P  
 County: Pinellas  
 Office: Southwest District

Monitoring Well ID: MWI-03  
 Well Type: Intermediate  
 Description: Belleair CC (MW-5)  
 Re-submitted DMR:

Report Frequency: Semi-annually  
 Program: Domestic

Monitoring Period From: \_\_\_\_\_ To: \_\_\_\_\_ Date Sample Obtained: \_\_\_\_\_

Time Sample Obtained: \_\_\_\_\_

Was the well purged before sampling? \_\_\_Yes \_\_\_ No

Parameter	PARM Code	Sample Measurement	Permit Requirement	Units	Sample Type	Frequency of Analysis	Detection Limits	Analysis Method	Sampling Equipment Used	Samples Filtered (L/F/N)
Water Level Relative to NGVD	82545		Report	ft	In Situ	Semi-Annually; twice per year				
Nitrogen, Nitrate, Total (as N)	00620		Report	mg/L	Grab	Semi-Annually; twice per year				
Solids, Total Dissolved (TDS)	70295		Report	mg/L	Grab	Semi-Annually; twice per year				
Arsenic, Total Recoverable	00978		Report	ug/L	Grab	Semi-Annually; twice per year				
Chloride (as Cl)	00940		Report	mg/L	Grab	Semi-Annually; twice per year				
Coliform, Fecal	74055		Report	#/100mL	Grab	Semi-Annually; twice per year				
pH	00400		Report	s.u.	In Situ	Semi-Annually; twice per year				
Sulfate, Total	00945		Report	mg/L	Grab	Semi-Annually; twice per year				
Turbidity	00070		Report	NTU	Grab	Semi-Annually; twice per year				
Sodium, Total Recoverable	00923		Report	mg/L	Grab	Semi-Annually; twice per year				

I certify under penalty of law that this document and all attachments were prepared under my direction or supervision in accordance with a system designed to assure that qualified personnel properly gather and evaluate the information submitted. Based on my inquiry of the person or persons who manage the system, or those persons directly responsible for gathering the information, the information submitted is, to the best of my knowledge and belief, true, accurate, and complete. I am aware that there are significant penalties for submitting false information, including the possibility of fine and imprisonment for knowing violations.

NAME/TITLE OF PRINCIPAL EXECUTIVE OFFICER OR AUTHORIZED AGENT	SIGNATURE OF PRINCIPAL EXECUTIVE OFFICER OR AUTHORIZED AGENT	TELEPHONE NO	DATE (mm/dd/yyyy)

COMMENTS AND EXPLANATION (Reference all attachments here):

## Reference for Section III.d

### INSTRUCTIONS FOR COMPLETING THE WASTEWATER DISCHARGE MONITORING REPORT

Read these instructions before completing the DMR. Hard copies and/or electronic copies of the required parts of the DMR were provided with the permit. All required information shall be completed in full and typed or printed in ink. A signed, original DMR shall be mailed to the address printed on the DMR by the 28<sup>th</sup> of the month following the monitoring period. Facilities who submit their DMR(s) electronically through eDMR do not need to submit a hardcopy DMR. The DMR shall not be submitted before the end of the monitoring period.

The DMR consists of three parts--A, B, and D--all of which may or may not be applicable to every facility. Facilities may have one or more Part A's for reporting effluent or reclaimed water data. All domestic wastewater facilities will have a Part B for reporting daily sample results. Part D is used for reporting ground water monitoring well data.

When results are not available, the following codes should be used on parts A and D of the DMR and an explanation provided where appropriate. Note: Codes used on Part B for raw data are different.

CODE	DESCRIPTION/INSTRUCTIONS
ANC	Analysis not conducted.
DRY	Dry Well
FLD	Flood disaster.
IFS	Insufficient flow for sampling.
LS	Lost sample.
MNR	Monitoring not required this period.

CODE	DESCRIPTION/INSTRUCTIONS
NOD	No discharge from/to site.
OPS	Operations were shutdown so no sample could be taken.
OTH	Other. Please enter an explanation of why monitoring data were not available.
SEF	Sampling equipment failure.

When reporting analytical results that fall below a laboratory's reported method detection limits or practical quantification limits, the following instructions should be used, unless indicated otherwise in the permit or on the DMR:

1. Results greater than or equal to the PQL shall be reported as the measured quantity.
2. Results less than the PQL and greater than or equal to the MDL shall be reported as the laboratory's MDL value. These values shall be deemed equal to the MDL when necessary to calculate an average for that parameter and when determining compliance with permit limits.
3. Results less than the MDL shall be reported by entering a less than sign (" $<$ ") followed by the laboratory's MDL value, e.g.  $<0.001$ . A value of one-half the MDL or one-half the effluent limit, whichever is lower, shall be used for that sample when necessary to calculate an average for that parameter. Values less than the MDL are considered to demonstrate compliance with an effluent limitation.

#### PART A -DISCHARGE MONITORING REPORT (DMR)

Part A of the DMR is comprised of one or more sections, each having its own header information. Facility information is preprinted in the header as well as the monitoring group number, whether the limits and monitoring requirements are interim or final, and the required submittal frequency (e.g. monthly, annually, quarterly, etc.). Submit Part A based on the required reporting frequency in the header and the instructions shown in the permit. The following should be completed by the permittee or authorized representative:

**Resubmitted DMR:** Check this box if this DMR is being re-submitted because there was information missing from or information that needed correction on a previously submitted DMR. The information that is being revised should be clearly noted on the re-submitted DMR (e.g. highlight, circle, etc.)

**No Discharge From Site:** Check this box if no discharge occurs and, as a result, there are no data or codes to be entered for all of the parameters on the DMR for the entire monitoring group number; however, if the monitoring group includes other monitoring locations (e.g., influent sampling), the "NOD" code should be used to individually denote those parameters for which there was no discharge.

**Monitoring Period:** Enter the month, day, and year for the first and last day of the monitoring period (i.e. the month, the quarter, the year, etc.) during which the data on this report were collected and analyzed.

**Sample Measurement:** Before filling in sample measurements in the table, check to see that the data collected correspond to the limit indicated on the DMR (i.e. interim or final) and that the data correspond to the monitoring group number in the header. Enter the data or calculated results for each parameter on this row in the non-shaded area above the limit. Be sure the result being entered corresponds to the appropriate statistical base code (e.g. annual average, monthly average, single sample maximum, etc.) and units. Data qualifier codes are not to be reported on Part A.

**No. Ex.:** Enter the number of sample measurements during the monitoring period that exceeded the permit limit for each parameter in the non-shaded area. If none, enter zero.

**Frequency of Analysis:** The shaded areas in this column contain the minimum number of times the measurement is required to be made according to the permit. Enter the actual number of times the measurement was made in the space above the shaded area.

**Sample Type:** The shaded areas in this column contain the type of sample (e.g. grab, composite, continuous) required by the permit. Enter the actual sample type that was taken in the space above the shaded area.

**Signature:** This report must be signed in accordance with Rule 62-620.305, F.A.C. Type or print the name and title of the signing official. Include the telephone number where the official may be reached in the event there are questions concerning this report. Enter the date when the report is signed.

**Comment and Explanation of Any Violations:** Use this area to explain any exceedances, any upset or by-pass events, or other items which require explanation. If more space is needed, reference all attachments in this area.

## Reference for Section III.d

### PART B - DAILY SAMPLE RESULTS

**Monitoring Period:** Enter the month, day, and year for the first and last day of the monitoring period (i.e. the month, the quarter, the year, etc.) during which the data on this report were collected and analyzed.

**Daily Monitoring Results:** Transfer all analytical data from your facility's laboratory or a contract laboratory's data sheets for all day(s) that samples were collected. Record the data in the units indicated. Table 1 in Chapter 62-160, F.A.C., contains a complete list of all the data qualifier codes that your laboratory may use when reporting analytical results. However, when transferring numerical results onto Part B of the DMR, only the following data qualifier codes should be used and an explanation provided where appropriate.

CODE	DESCRIPTION/INSTRUCTIONS
<	The compound was analyzed for but not detected.
A	Value reported is the mean (average) of two or more determinations.
J	Estimated value, value not accurate.
Q	Sample held beyond the actual holding time.
Y	Laboratory analysis was from an unpreserved or improperly preserved sample.

To calculate the monthly average, add each reported value to get a total. For flow, divide this total by the number of days in the month. For all other parameters, divide the total by the number of observations.

**Plant Staffing:** List the name, certificate number, and class of all state certified operators operating the facility during the monitoring period. Use additional sheets as necessary.

### PART D - GROUND WATER MONITORING REPORT

**Monitoring Period:** Enter the month, day, and year for the first and last day of the monitoring period (i.e. the month, the quarter, the year, etc.) during which the data on this report were collected and analyzed.

**Date Sample Obtained:** Enter the date the sample was taken. Also, check whether or not the well was purged before sampling.

**Time Sample Obtained:** Enter the time the sample was taken.

**Sample Measurement:** Record the results of the analysis. If the result was below the minimum detection limit, indicate that. Data qualifier codes are not to be reported on Part D.

**Detection Limits:** Record the detection limits of the analytical methods used.

**Analysis Method:** Indicate the analytical method used. Record the method number from Chapter 62-160 or Chapter 62-601, F.A.C., or from other sources.

**Sampling Equipment Used:** Indicate the procedure used to collect the sample (e.g. airlift, bucket/bailer, centrifugal pump, etc.)

**Samples Filtered:** Indicate whether the sample obtained was filtered by laboratory (L), filtered in field (F), or unfiltered (N).

**Signature:** This report must be signed in accordance with Rule 62-620.305, F.A.C. Type or print the name and title of the signing official. Include the telephone number where the official may be reached in the event there are questions concerning this report. Enter the date when the report is signed.

**Comments and Explanation:** Use this space to make any comments on or explanations of results that are unexpected. If more space is needed, reference all attachments in this area.

### SPECIAL INSTRUCTIONS FOR LIMITED WET WEATHER DISCHARGES

**Flow (Limited Wet Weather Discharge):** Enter the measured average flow rate during the period of discharge or divide gallons discharged by duration of discharge (converted into days). Record in million gallons per day (MGD).

**Flow (Upstream):** Enter the average flow rate in the receiving stream upstream from the point of discharge for the period of discharge. The average flow rate can be calculated based on two measurements; one made at the start and one made at the end of the discharge period. Measurements are to be made at the upstream gauging station described in the permit.

**Actual Stream Dilution Ratio:** To calculate the Actual Stream Dilution Ratio, divide the average upstream flow rate by the average discharge flow rate. Enter the Actual Stream Dilution Ratio accurate to the nearest 0.1.

**No. of Days the SDF > Stream Dilution Ratio:** For each day of discharge, compare the minimum Stream Dilution Factor (SDF) from the permit to the calculated Stream Dilution Ratio. On Part B of the DMR, enter an asterisk (\*) if the SDF is greater than the Stream Dilution Ratio on any day of discharge. On Part A of the DMR, add up the days with an "\*" and record the total number of days the Stream Dilution Factor was greater than the Stream Dilution Ratio.

**CBOD<sub>5</sub>:** Enter the average CBOD<sub>5</sub> of the reclaimed water discharged during the period shown in duration of discharge.

**TKN:** Enter the average TKN of the reclaimed water discharged during the period shown in duration of discharge.

**Actual Rainfall:** Enter the actual rainfall for each day on Part B. Enter the actual cumulative rainfall to date for this calendar year and the actual total monthly rainfall on Part A. The cumulative rainfall to date for this calendar year is the total amount of rain, in inches, that has been recorded since January 1 of the current year through the month for which this DMR contains data.

**Rainfall During Average Rainfall Year:** On Part A, enter the total monthly rainfall during the average rainfall year and the cumulative rainfall for the average rainfall year. The cumulative rainfall for the average rainfall year is the amount of rain, in inches, which fell during the average rainfall year from January through the month for which this DMR contains data.

**No. of Days LWWD Activated During Calendar Year:** Enter the cumulative number of days that the limited wet weather discharge was activated since January 1 of the current year.

**Reason for Discharge:** Attach to the DMR a brief explanation of the factors contributing to the need to activate the limited wet weather discharge.



**FACT SHEET  
FOR  
STATE OF FLORIDA DOMESTIC WASTEWATER FACILITY PERMIT**

PERMIT NUMBER: FL0040436-023 (Major)  
FACILITY NAME: South Cross Bayou WRF  
FACILITY LOCATION: 7401 54th Ave N, St Petersburg, FL 33709-1374  
Pinellas County  
NAME OF PERMITTEE: Pinellas County Utilities  
PERMIT WRITER: Astrid Flores Thiebaud

1. SUMMARY OF APPLICATION

a. Chronology of Application

Application Number: FL0040436-023-DW1P  
Application Submittal Date: March 22, 2017

b. Type of Facility

Domestic Wastewater Treatment Plant

Ownership Type: County  
SIC Code: 4952

c. Facility Capacity

Existing Permitted Capacity: 33 mgd Annual Average Daily Flow  
Proposed Increase in Permitted Capacity: 0 mgd Annual Average Daily Flow  
Proposed Total Permitted Capacity: 33 mgd Annual Average Daily Flow

d. Description of Wastewater Treatment

An existing 33.0 million gallons per day (MGD) annual average daily flow (AADF) permitted capacity Type I dual train advanced domestic wastewater treatment plant consisting of the following components: an influent array which includes a pumping station with grinders and coarse screens, an influent line from Madeira Beach service area, an influent line from Boca Ciega/McKay Creek service areas and a septage receiving station with four holding tanks of 13,500 gallons each, totaling 54,000 gallons, and two septage transfer pumps; a headworks with three Hydro-Dyne mechanical screens, with bypasses, and a grit removal system consisting of fourteen free vortex grit removal units with two grit classifiers and associated de-watering equipment; and a flow splitter system which divides flow between the North and South trains.

The North train, rated at 18 MGD, consists of: five primary clarifiers of 3,000 ft<sup>2</sup> surface area each, for a total of 15,000 ft<sup>2</sup>, and a total volume of 1,687,500 gallons; two primary sludge pumps; two anoxic basins of 930,000 gallons each, providing a total capacity of 1,860,000 gallons, six secondary aeration basins using fine bubble membrane diffusers, two of 1,800,000 gallons volume, and four of 1,500,000 gallons volume, providing a total capacity of 9,600,000 gallons and four final clarifiers with a total surface area of 45,216 ft<sup>2</sup> and a total volume of 5,086,800 gallons.

The South train, rated at 15 MGD, consists of: four primary clarifiers of 3,000 ft<sup>2</sup> surface area each, for a total of 12,000 ft<sup>2</sup>, and a total volume of 1,350,000 gallons; two primary sludge pumps; three anoxic basins of 458,000

gallons each, providing a total capacity of 1,374,000 gallons, with four internal recycle pumps; six secondary aeration basins using fine bubble membrane diffusers, two of 1,338,500 gallons volume, and four of 1,330,000 gallons volume, providing a total capacity of 7,997,000 gallons and four final clarifiers with a total surface area of 45,216 ft<sup>2</sup> and a total volume of 5,086,800 gallons.

Effluent from both trains is directed to the filter feed pump station, wet well volume of 34,400 gallons, with seven vertical turbine pumps, thence through a static mixer basin to the de-nitrification filters. Excess effluent flow may be directed to the plant flow equalization basin from which it is returned to the filter feed wet well. The denitrification filter system consists of twelve automatically backwashed filter cells, with a total surface area of 9,863 ft<sup>2</sup> and a total volume of approximately 1,770,680 gallons. The denitrification filters system has a clearwell with a maximum volume of 392,000 gallons and a working volume of 98,000 gallons; and a mudwell with a working volume of 200,000 gallons. Backwash from the filter system is returned through the plant drainage system to the influent of the grit removal system.

Effluent from the de-nitrification filters can be directed to the dual channel chlorine contact chamber with a total volume of 1,350,000 gallons and to the UV disinfection system. Effluent to be discharged from the chlorine contact chamber is directed to the effluent transfer pumping station, withdrawn from the reclaimed water line, de-chlorinated with sulfur dioxide, mixed with the effluent from the UV system, reaerated with a dual channel aeration cascade and directed to the outfall described below. Public access reuse water is directed from the effluent transfer pumping station to three above ground storage tanks of 6,030,000 gallons each, providing a total on-site storage of 18,090,000 gallons. The reclaimed water is then directed to the Master Urban Reuse System and to on-site reclaimed water usage. This facility is designed to meet advanced wastewater treatment with high level disinfection.

Odor control facilities have been installed on the septage holding basin, the plant influent pumping station, the headworks mechanical screens and grit removal system, the grit de-watering system, and the biosolids treatment system. Chemical feeds are available. Alum and polymer may be added to the final clarifiers. Methanol and other carbon sources, alum, and polymer are available in the static mixer prior to the denitrification filters. Standby electrical power is provided by 10 autostart generators totaling 14,650 KW. There are also two standby diesel blower units available. A SCADA system is used for plant and pumping station monitor and control.

The existing biosolids treatment system consists of: two anaerobic digesters of 800,000 gallons capacity each, with a methane gas storage system, consisting of a gas/sludge storage tank with floating cover and associated piping and appurtenances; three rotary drum thickeners, three dewatering centrifuges and a polymer feed system and multiple sludge storage tanks, storing primary, waste activated, and thickened sludge, of 3,281,000 gallons total capacity. Supernatant/centrate is returned to the head of the South train through drainage lift station #1. De-watered unstabilized biosolids may be transported to a permitted Biosolids Management Facility for further treatment. The facility also consists of the operation of a biosolids pelletizing facility with a permitted capacity of 11,000 dry tons per year (DTY). The system consists of: a cake unloading facility; a wet storage bin; a gas fueled furnace (using either natural or digester gas); a rotary drum dryer; a mixer; a recycle bin; a pre-separator and poly-cyclone; a sub cooler and venturi scrubber; a vibrating screen and crusher; an induced draft fan; a regenerative thermal oxidizer; a pellet cooler heat exchanger; two 60 ton product storage silos; a truck loading facility; a fugitive dust system baghouse, building odor control and a 750 KW backup generator for emergency power supply. The operation is fully automated using PLC and PC-based interface applications for monitoring and control. Biosolids processed in the pelletizer may be disposed of by means of marketing and distribution. The pelletizing facility at the South Cross Bayou facility is designated as an 11,000 DTY Biosolids Treatment Facility and may accept unstabilized sludges from other Pinellas County wastewater treatment facilities for treatment

e. Description of Effluent Disposal and Land Application Sites (as reported by applicant)

Surface Water Discharge

**D-001:** An existing 20 MGD annual average daily flow (AADF) permitted discharge to Joe's Creek, Class III Marine waters, (WBID# 1668E). Joe's Creek flows into WBID 1641 of Cross Bayou Canal Class III Marine waters. Cross Bayou Canal flows into WBID 1618C of Long Bayou/Cross Bayou Class III Marine waters. The outfall structure is approximately 310-foot-long weir running parallel to the east bank of Joe's Creek overflowing through drain holes over rip-rap along the bank into the creek. The point of discharge is located approximately at latitude 27°49' 32" N, longitude 82°44' 36" W.

**D-002 and D-003:** Golf course irrigation reclaimed water storage lakes which may intermittently discharge through the stormwater management and control system during storm events. These lakes are located at Belleview Biltmore Country Club Golf Course Pond # 1 (D-002) and Belleair Country Club Pond # 2 Golf Course (D-003). Each course will carry additional NPDES outfall designations as shown, and the lake discharge locations will be monitored for number of occurrences and duration of discharges

#### Land Application

**R-001:** An existing 33.0 MGD annual average daily flow (AADF) permitted capacity slow-rate public access (R-001) consisting of an existing Master Urban Reuse System. The system service area covering about 57 square miles is described in detail in Permit Condition Section IV and is shown on the map entitled "Pinellas County Reclaimed Water Service Area" dated July 29, 2002, provided by Pinellas County Utilities. The system provides reclaimed water to unincorporated Central Pinellas County as well as a number of incorporated users as listed in Permit Condition Section IV.

## 2. SUMMARY OF SURFACE WATER DISCHARGE

1. This facility does not have a new or expanded discharge to surface waters.
2. The Department does not anticipate adverse impacts on threatened or endangered species as a result of permit issuance.
3. The following exceedances were noted during the previous permit cycle:

Date	Parameters	Value	Limit	Units	Date
1/31/2017	BOD, Carbonaceous 5 day, 20C	28	10.0	MG/L	MB
4/30/2016	BOD, Carbonaceous 5 day, 20C	16	10.0	MG/L	MB
3/31/2016	BOD, Carbonaceous 5 day, 20C	12	10.0	MG/L	MB
11/30/2015	BOD, Carbonaceous 5 day, 20C	21	10.0	MG/L	MB
10/31/2015	BOD, Carbonaceous 5 day, 20C	18	10.0	MG/L	MB
9/30/2015	BOD, Carbonaceous 5 day, 20C	14	10.0	MG/L	MB
2/28/2013	BOD, Carbonaceous 5 day, 20C	22	10.0	MG/L	MB
5/31/2012	BOD, Carbonaceous 5 day, 20C	15	10.0	MG/L	MB
3/31/2012	BOD, Carbonaceous 5 day, 20C	12	10.0	MG/L	MB
11/30/2015	BOD, Carbonaceous 5 day, 20C	8.5	7.5	MG/L	WA
5/31/2012	Chlorine, Total Residual	0.13	.01	MG/L	MB
6/30/2016	Coliform, Fecal	200	25.0	#/100mL	MD
5/31/2016	Coliform, Fecal	45	25.0	#/100mL	MD
9/30/2015	Coliform, Fecal	50	25.0	#/100ML	MD
8/31/2016	Coliform, Fecal, % less than detection	71	75.0	percent	TM
7/31/2016	Coliform, Fecal, % less than detection	62	75.0	percent	TM
9/30/2015	Coliform, Fecal, % less than detection	33	75.0	percent	TM
8/31/2015	Coliform, Fecal, % less than detection	33	75.0	percent	TM
7/31/2015	Coliform, Fecal, % less than detection	73	75.0	percent	TM
11/30/2015	IC25 Statre 7day Chr Mendia	71.2	100.0	percent	ME
9/30/2016	IC25 Statre 7day Chr Mysid Bahia	3.5	100.0	percent	ME
8/31/2016	IC25 Statre 7day Chr Mysid Bahia	78.8	100.0	percent	ME
5/31/2015	IC25 Statre 7day Chr Mysid Bahia	66.7	100.0	percent	ME
3/31/2014	IC25 Statre 7day Chr Mysid Bahia	82.8	100	percent	ME

2/28/2014	IC25 Statre 7day Chr Mysid Bahia	78	100	percent	ME
5/31/2013	IC25 Statre 7day Chr Mysid Bahia	2.36	100	percent	ME
10/31/2015	Nitrogen, Total	7.1	6.0	MG/L	MB
9/30/2015	Nitrogen, Total	7	6.0	MG/L	MB
8/31/2015	Nitrogen, Total	7.3	6.0	MG/L	MB
4/30/2015	Nitrogen, Total	7	6.0	MG/L	MB
2/28/2014	Nitrogen, Total	7.44	6.0	MG/L	MB
10/31/2015	Nitrogen, Total	6	4.5	MG/L	WA
9/30/2015	Nitrogen, Total	5.6	4.5	MG/L	WA
8/31/2015	Nitrogen, Total	5.8	4.5	MG/L	WA
5/31/2015	Nitrogen, Total	2.2	4.5	MG/L	WA
10/31/2015	Nitrogen, Total	3.96	3.75	MG/L	MK
9/30/2015	Nitrogen, Total	4.94	3.75	MG/L	MK
8/31/2015	Nitrogen, Total	4.41	3.75	MG/L	MK
3/31/2013	Nitrogen, Total	6.1	3.75	MG/L	MK
12/31/2012	Nitrogen, Total	5.31	3.75	MG/L	MK
10/31/2014	Oxygen, Dissolved (DO)	4	5.0	MG/L	ME
4/30/2013	Oxygen, Dissolved (DO)	5.23	5.0	MG/L	ME
12/31/2012	Oxygen, Dissolved (DO)	4.08	5.0	MG/L	ME
12/31/2012	Phosphorus, Total (as P)	2.17	1.25	MG/L	MK
9/30/2014	Solids, Total Suspended	15	5.0	MG/L	MB
4/30/2013	Solids, Total Suspended	18	5.0	MG/L	MB
2/28/2013	Solids, Total Suspended	7	5.0	MG/L	MB
5/31/2012	Solids, Total Suspended	9	5.0	MG/L	MB
8/31/2015	Ultraviolet Light Transmittance	36.96	51.0	percent	ME
5/31/2015	Ultraviolet Light Transmittance	51.21	51.0	percent	ME

### 3. BASIS FOR PERMIT LIMITATIONS AND MONITORING REQUIREMENTS

- a. This facility is authorized to discharge effluent from Outfall D-001 to Joe's Creek, WBID 1668E, Class III Marine waters, based on the following:

Parameter	Units	Max/Min	Limit	Statistical Basis	Rationale
Flow	MGD	Max	20	Annual Average	62-600.700(2)(b) FAC
Flow	MGD	Max	Report	Monthly Average	62-600.700(2)(b) FAC
BOD, Carbonaceous 5 day, 20C	mg/L	Max	5.0	Annual Average	403.086(4)(a)1. FS & 62-600.740(2)(b)1. FAC
BOD, Carbonaceous 5 day, 20C	mg/L	Max	6.25	Monthly Average	62-600.740(2)(b)2. FAC
BOD, Carbonaceous 5 day, 20C	mg/L	Max	7.5	Weekly Average	62-600.740(2)(b)3. FAC
BOD, Carbonaceous 5 day, 20C	mg/L	Max	10.0	Single Sample	62-600.740(2)(b)4. FAC
Solids, Total Suspended	mg/L	Max	5.0	Annual Average	403.086(4)(a)1. FS & 62-600.740(1)(b)2.a. FAC

Parameter	Units	Max/Min	Limit	Statistical Basis	Rationale
Solids, Total Suspended	mg/L	Max	6.25	Monthly Average	62-600.740(2)(b)2. FAC
Solids, Total Suspended	mg/L	Max	7.5	Weekly Average	62-600.740(2)(b)3. FAC
Solids, Total Suspended	mg/L	Max	10.0	Single Sample	62-600.740(2)(b)4. FAC
Nitrogen, Total	mg/L	Max	3.0	Annual Average	403.086(4)(a)3. FS & 62-600.740(2)(b)1. FAC
Nitrogen, Total	mg/L	Max	3.75	Monthly Average	62-600.740(2)(b)2. FAC
Nitrogen, Total	mg/L	Max	4.5	Weekly Average	62-600.740(2)(b)3. FAC
Nitrogen, Total	mg/L	Max	6.0	Single Sample	62-600.740(2)(b)4. FAC
Phosphorus, Total (as P)	mg/L	Max	1.0	Annual Average	403.086(4)(a)4. FS & 62-600.740(2)(b)1. FAC
Phosphorus, Total (as P)	mg/L	Max	1.25	Monthly Average	62-600.740(2)(b)2. FAC
Phosphorus, Total (as P)	mg/L	Max	1.5	Weekly Average	62-600.740(2)(b)3. FAC
Phosphorus, Total (as P)	mg/L	Max	2.0	Single Sample	62-600.740(2)(b)4. FAC
Solids, Total Suspended	mg/L	Max	5.0	Single Sample	62-600.440(6)(a)3. FAC
pH	s.u.	Min	6.5	Single Sample	62-600.445 FAC
pH	s.u.	Max	8.5	Single Sample	62-600.445 FAC
Coliform, Fecal, % less than detection	percent	Min	75	Monthly Total	62-600.440(6)(a)1. FAC
Coliform, Fecal	#/100mL	Max	25	Single Sample	62-600.440(6)(a)2. FAC
Chlorine, Total Residual (For Disinfection)	mg/L	Min	1.0	Single Sample	62-600.440(6)(b) FAC
Chlorine, Total Residual (For Dechlorination)	mg/L	Max	0.01	Single Sample	62-600.440(2) & 62-302.530(18) FAC
Enterococci	#/100mL	Max	Report	Single Sample	
Enterococci	#/100mL	Max	35	Monthly Geometric Mean	62-302.530(6)(a)FAC
Enterococci	#/100mL	Max	130	90th Percentile	62-302.530(6)(c)FAC
Oxygen, Dissolved (DO)	mg/L	Min	5.0	Single Sample	62-302.530(31)FAC
Chlorodibromomethane	ug/L	Max	34	Annual Average	62-302.530(35)(b)2 FAC
Chlorodibromomethane	ug/L	Max	Report	Single Sample	62-302.530(35)(b)2 FAC
Dichlorobromomethane	ug/L	Max	22	Annual Average	62-302.530(35)(b)5 FAC
Dichlorobromomethane	ug/L	Max	Report	Single Sample	62-302.530(35)(b)5 FAC
Chronic Whole Effluent Toxicity, 7-Day IC25 (Americamysis (Mysidopsis) bahia)	percent	Min	100	Single Sample	62-302.530(20) & (62) FAC and 62-4.241(1)(b) FAC
Chronic Whole Effluent Toxicity, 7-Day IC25 (Menidia beryllina)	percent	Min	100	Single Sample	62-302.530(20) & (62) FAC and 62-4.241(1)(b) FAC

Parameter	Units	Max/Min	Limit	Statistical Basis	Rationale
Flow Rate	gpd	Max	Report	Daily Maximum	62-600.440(1) FAC, as required for the UV system design
Ultraviolet Light Dosage	mW-s/sqcm	Min	100	Single Sample	62-600.440(1) FAC, as required for the UV system design
Ultraviolet Light Transmittance	percent	Min	51	Single Sample	62-600.440(1) FAC, as required for the UV system design
Ultraviolet Light Intensity	uW/sqcm	Min	Report	Single Sample	62-600.440(1) FAC, as required for the UV system design
Turbidity	NTU	Min	Report	Single Sample	62-600.440(1) FAC, as required for the UV system design

- (1) Effluent limitations are based on a Level I WQBEL developed by District staff and available in the District permit files. Additionally, effluent limitations are based on Rule 62-302, F.A.C.-Class III Marine Standards, Rule 62-600, F.A.C. and 403.086, F.S.
- (2) This facility has provided reasonable assurance that the discharge will not adversely affect the designated use of the receiving water. The data collected by FDEP, reported on the DMRs and provided in the application package, have been evaluated in accordance with the Department's reasonable assurance procedures to ensure that no limits other than those included in this permit are needed to maintain Florida water quality standards.
- (3) The facility discharges directly through Outfall D-001 to the tidal segment of St. Joe's Creek (WBID 1668E), a Class 3M Estuary. The current comprehensive list of verified impaired waters (verified list) identifies this receiving water as impaired for dissolved oxygen, nutrients (based on chlorophyll), and mercury. Note that the Department has adopted a statewide TMDL for mercury, and is in the process of removing mercury from the impaired waters list when basin assessments are updated.
- (4) The first and second downstream waters are Cross Canal, (WBID1641), a Class 3M Estuary and Long Bayou/Cross Bayou, (WBID1618C), a Class 3M Estuary. Both WBIDs are in the verified list as impaired for dissolved oxygen, nutrients (based on chlorophyll), fecal coliforms and mercury.
- (5) The subsequent downstream water is Boca Ciega Bay North, WBID 1694B, a Class 3M Estuary also identified as Estuary Nutrient Region ENRB5 within the overall Tampa Bay Estuary System. The estuary specific criteria for this waterbody in Rule 62-302.532(1)(b), F.A.C. are considered a hierarchy 1 site-specific NNC pursuant to Rule 62-302.532(2)(a), F.A.C. This WBID is on the verified list as impaired for mercury.
- (6) The receiving stream (Joe's Creek, WBID 1668E), and downstream waters (Cross Bayou Canal -WBID 1641, Long Bayou/Cross Bayou -WBID 1618C and Boca Ciega Bay North-WBID 1694B) were considered during the numeric nutrient criteria (NNC) evaluation for this facility.
- (7) Joe's Creek-WBID 1668E and WBID 1618C are on the EPA 303D list for dissolved oxygen, chlorophyll-a and fecal coliform. However, The Department's Watershed Assessment Section has indicated that the St. Joe's Creek (WBID 1668E), Cross Canal, (WBID1641) and Long Bayou/Cross Bayou, (WBID1618C) are tidally influenced. In accordance with subsection 62-302.200(36), F.A.C., paragraph 62-302.531(2)(c), F.A.C., and "Implementation of Florida's Numeric Nutrient Standards," dated April 2013, adopted and incorporated by reference in subsection 62-302.300(19), F.A.C., waters that qualify as tidally influenced segments under paragraph 62-302.200(36)(a), F.A.C., are subject to the narrative nutrient criterion established in paragraph 62-302.530(90)(b), F.A.C., rather than the numeric criteria for streams described in paragraph 62-302.531(2)(c), F.A.C. In addition, the verified list of impaired waters notes that the nutrient and DO impairments in the direct and downstream waters have medium priority for TMDL development
- (8) The permit requires sampling for total nitrogen and total phosphorus, with permit limits that are established by Florida Statute (403.086, F.S.) and Rule 62-600.740, F.A.C. Total nitrogen and total phosphorus concentration limits remain the same as in the previous permit. There is no increase in permitted surface water discharge capacity for this facility, therefore no increase in nutrient loading is anticipated.

Reference for Section III.d

(9) There is a statewide TMDL for mercury. The industrial pretreatment program addresses the mercury minimization plan requirements for this facility.

(10) In accordance with Rule 62-600.420, all domestic wastewater facilities are required, at a minimum, to provide secondary treatment of wastewater. New facilities and modifications of existing facilities shall be designed to achieve an effluent after disinfection containing not more than 20 mg/L CBOD5 and 20 mg/L TSS, or 90% removal of each of these pollutants from the wastewater influent, whichever is more stringent. All facilities shall be operated to achieve, at a minimum, the specified effluent limitations (20 mg/L). This facility has continuously met the limits specified in condition I.A.1 of the permit which is the most stringent.

b. This facility is authorized to direct reclaimed water to Reuse System R-001, a slow-rate public access system, based on the following:

Parameter	Units	Max/Min	Limit	Statistical Basis	Rationale
Flow	MGD	Max	33.0	Annual Average	62-600.700(2)(b) & 62-610.810(5) FAC
Flow	MGD	Max	Report	Monthly Average	62-600.700(2)(b) & 62-610.810(5) FAC
BOD, Carbonaceous 5 day, 20C	mg/L	Max	20.0	Annual Average	62-610.460 & 62-600.420(3)(a)1. FAC
BOD, Carbonaceous 5 day, 20C	mg/L	Max	30.0	Monthly Average	62-610.460 & 62-600.420(3)(a)2. FAC
BOD, Carbonaceous 5 day, 20C	mg/L	Max	45.0	Weekly Average	62-610.460 & 62-600.420(3)(a)3. FAC
BOD, Carbonaceous 5 day, 20C	mg/L	Max	60.0	Single Sample	62-610.460 & 62-600.420(3)(a)4. FAC
Solids, Total Suspended	mg/L	Max	5.0	Single Sample	62-610.460(1) & 62-600.440(6)(a)3. FAC
Coliform, Fecal, % less than detection	percent	Min	75	Monthly Total	62-610.460 & 62-600.440(6)(a)1. FAC
Coliform, Fecal	#/100mL	Max	25	Single Sample	62-610.460 & 62-600.440(6)(a)2. FAC
pH	s.u.	Min	6.0	Single Sample	62-600.445 FAC
pH	s.u.	Max	8.5	Single Sample	62-600.445 FAC
Chlorine, Total Residual (For Disinfection)	mg/L	Min	1.0	Single Sample	62-600.440(6)(b), 62-610.460(2), & 62-610.463(2) FAC
Turbidity	NTU	Max	Report	Single Sample	
Giardia	cysts/100L	Max	Report	Single Sample	62-610.463(4) FAC
Cryptosporidium	oocysts/100L	Max	Report	Single Sample	62-610.463(4) FAC
Flow Rate	gpd	Max	Report	Daily Maximum	
Ultraviolet Light Dosage	mW-s/sqcm	Min	100	Single Sample	62-600.440(1) FAC, As required for the UV system design
Ultraviolet Light Transmittance	percent	Min	51	Single Sample	62-600.440(1) FAC, As required for the UV system design
Ultraviolet Light Intensity	uW/sqcm	Min	Report	Single Sample	62-600.440(1) FAC, As required for the UV system design

c. Other Limitations and Monitoring Requirements:

Parameter	Units	Max/Min	Limit	Statistical Basis	Rationale
Flow	MGD	Max	33	Annual Average	62-600.700(2)(b) FAC
		Max	Report	Monthly Average	62-600.700(2)(b) FAC

Parameter	Units	Max/ Min	Limit	Statistical Basis	Rationale
Percent Capacity, (TMADF/Permitted Capacity) x 100	percent	Max	Report	Monthly Average	62-600.405(4) FAC
BOD, Carbonaceous 5 day, 20C (Influent)	mg/L	Max	Report	Single Sample	62-600.660(1) FAC
Solids, Total Suspended (Influent)	mg/L	Max	Report	Single Sample	62-600.660(1) FAC
Monitoring Frequencies and Sample Types	-	-	-	All Parameters	62-600 FAC & 62-699 FAC and/or BPJ of permit writer
Sampling Locations	-	-	-	All Parameters	62-600, 62-610.412, 62-610.463(1), 62-610.568, 62-610.613 FAC and/or BPJ of permit writer

#### 4. DISCUSSION OF CHANGES TO PERMIT LIMITATIONS

The current wastewater permit for this facility FL0040436-023-DW1P expires on September 18, 2017. The following items changed from the current permit:

- a) Minor changes were made to Monitoring Location Site Numbers and sampling location.
- b) The ambient monitoring program was updated to reflect changes requested by the facility and for consistency with other ambient monitoring requirements.
- c) The Administrative order (AO-155-SW) issued with the previous permit to address potential cyanide exceedances was closed. Language related to the AO and the total cyanide parameters was removed. The facility provided reasonable assurance that cyanide exceedances were related to laboratory interference in sample analysis.
- d) The Enterococci parameter was modified to reflect changes to the Water Quality Standards in Rule 62-302-530, FAC.
- e) The groundwater monitoring plan (GWMP) was modified to reflect the recommendations provided by the permittee.
- f) Reporting of ground water monitoring results for Specific Conductance, Dissolved Oxygen and Temperature were removed from the groundwater monitoring plan as these parameters are used to demonstrate sample stability. Therefore, these parameters are not required to be reported on the DMRs, however the field parameters are recorded on sampling field sheets for quality assurance and quality control purposes (QA/QC).
- g) The facility requested to remove three groundwater parameters from the permit monitoring requirements; Total Recoverable Cadmium, Total Recoverable Chromium, and Total Recoverable Lead. Removal of these three parameters was based on the Department evaluation of the data collected from 1/31/12 to 1/31/17. The monitoring results for these metals were consistently below the regulatory limits for groundwater, therefore, the data was analyzed through the reasonable assurance verification worksheet (RAV). Based on the results of the RAV and best professional judgement, these parameters were removed from the groundwater monitoring plan.
- h) The GWMP was evaluated by the permittee and a Technical Memorandum report was submitted on June 16, 2017, as a part of the request for additional information (RAI) response. Based on the Technical Memorandum and sample results from the previous permit cycle, several wells were removed from the GWMP and two new wells will be constructed.

#### 5. BIOSOLIDS MANAGEMENT REQUIREMENTS



Biosolids generated by this facility may be distributed and marketed, transported to a Biosolids Management Facility (BMF) or disposed in a Class I solid waste landfill. Transferring biosolids to an alternative biosolids treatment facility does not require a permit modification. However, use of an alternative biosolids treatment facility requires submittal of a copy of the agreement pursuant to Rule 62-640.880(1) (c), F.A.C., along with a written notification to the Department at least 30 days before transport of the biosolids. [62-620.320(6), 62-640.880(1)]

See the table below for the rationale for the Class AA biosolids limits and monitoring requirements.

Parameter	Units	Max/Min	Limit	Statistical Basis	Rationale
Nitrogen, Sludge, Tot, Dry Wt (as N)	percent	Max	Report	Monthly Average	62-640.650(3)(a)3. FAC
Phosphorus, Sludge, Tot, Dry Wt (as P)	percent	Max	Report	Monthly Average	62-640.650(3)(a)3. FAC
Potassium, Sludge, Tot, Dry Wt (as K)	percent	Max	Report	Monthly Average	62-640.650(3)(a)3. FAC
Arsenic Total, Dry Weight, Sludge	mg/kg	Max	75.0	Single Sample	62-640.700(5)(a) & 650(3)(a)3. FAC
		Max	41.0	Monthly Average	62-640.700(5)(b) & 650(3)(a)3. FAC
Cadmium, Sludge, Tot, Dry Weight (as Cd)	mg/kg	Max	85.0	Single Sample	62-640.700(5)(a) & 650(3)(a)3. FAC
		Max	39.0	Monthly Average	62-640.700(5)(b) & 650(3)(a)3. FAC
Copper, Sludge, Tot, Dry Wt. (as Cu)	mg/kg	Max	4300.0	Single Sample	62-640.700(5)(a) & 650(3)(a)3. FAC
		Max	1500.0	Monthly Average	62-640.700(5)(b) & 650(3)(a)3. FAC
Lead, Dry Weight, Sludge	mg/kg	Max	840.0	Single Sample	62-640.700(5)(a) & 650(3)(a)3. FAC
		Max	300.0	Monthly Average	62-640.700(5)(b) & 650(3)(a)3. FAC
Mercury, Dry Weight, Sludge	mg/kg	Max	57.0	Single Sample	62-640.700(5)(a) & 650(3)(a)3. FAC
		Max	17.0	Monthly Average	62-640.700(5)(b) & 650(3)(a)3. FAC
Molybdenum, Dry Weight, Sludge	mg/kg	Max	75.0	Single Sample	62-640.700(5)(a) & 650(3)(a)3. FAC
Nickel, Dry Weight, Sludge	mg/kg	Max	420.0	Single Sample	62-640.700(5)(a) & 650(3)(a)3. FAC
		Max	420.0	Monthly Average	62-640.700(5)(b) & 650(3)(a)3. FAC
Selenium Sludge Solid	mg/kg	Max	100.0	Single Sample	62-640.700(5)(a) & 650(3)(a)3. FAC
		Max	100.0	Monthly Average	62-640.700(5)(b) & 650(3)(a)3. FAC
Zinc, Dry Weight, Sludge	mg/kg	Max	7500.0	Single Sample	62-640.700(5)(a) & 650(3)(a)3. FAC
		Max	2800.0	Monthly Average	62-640.700(5)(b) & 650(3)(a)3. FAC
pH	s.u.	Max	Report	Single Sample	62-640.650(3)(a)3. FAC
Solids, Total, Sludge, Percent	percent	Max	Report	Single Sample	62-640.650(3)(a)3. FAC
		Max	Report	Monthly Average	62-640.650(3)(a)3. FAC
Coliform, Fecal	MPN/g	Max	1000.0	Single Sample	62-640.600(1)(a) FAC
Salmonella Sludge	MPN/4g	Max	3.0	Single Sample	62-640.600(1)(a) FAC
Monitoring Frequency	All Parameters				62-640.650(3)(a)4. & .850(4)(c) FAC
Pathogen and vector attraction reduction monitoring	All Parameters				62-640.600 & 650(3)(a)1. FAC

See the table below for the rationale for the biosolids quantities monitoring requirements.

Parameter	Units	Max/Min	Limit	Statistical Basis	Rationale
Biosolids Quantity (Landfilled)	dry tons	Max	Report	Monthly Total	62-640.650(5)(a)1. FAC
Biosolids Quantity (Received)	dry tons	Max	Report	Monthly Total	62-640.650(5)(a)1. FAC
Biosolids Quantity (Distributed & Marketed in FL)	dry tons	Max	Report	Monthly Total	62-640.650(5)(a)1. & 850(4)(a) FAC

Reference for Section III.d

Parameter	Units	Max/ Min	Limit	Statistical Basis	Rationale
Biosolids Quantity (Distributed & Marketed outside FL)	dry tons	Max	Report	Monthly Total	62-640.650(5)(a)1. & 850(4)(a) FAC
Biosolids Quantity (Transferred)	dry tons	Max	Report	Monthly Total	62-640.650(5)(a)1. FAC
Monitoring Frequency	All Parameters				62-640.650(5)(a) FAC

6. GROUND WATER MONITORING REQUIREMENTS

Ground water monitoring requirements have been established in accordance with Chapters 62-520, 532, 601, 610, and 620, F.A.C.

7. PERMIT SCHEDULES

The permit schedule includes the following actions:

- 1) Abandonment of the wells no longer included in the GWMP.

8. INDUSTRIAL PRETREATMENT REQUIREMENTS

The permittee has an active, approved industrial pretreatment program. The permit includes standard conditions requiring implementation and enforcement of the existing program.

9. ADMINISTRATIVE ORDERS (AO) AND CONSENT ORDERS (CO)

This permit is not accompanied by an AO and the facility has not entered into a CO with the Department.

10. REQUESTED VARIANCES OR ALTERNATIVES TO REQUIRED STANDARDS

No variances were requested for this facility.

11. THE ADMINISTRATIVE RECORD

The administrative record including application, draft permit, fact sheet, public notice (after release), comments received and additional information is available for public inspection during normal business hours at the location specified in item 14. Copies will be provided at a minimal charge per page.

12. CHANGES FROM COURTESY DRAFT AND DRAFT

A courtesy draft permit copy was sent on August 24, 2017. On August 31, 2017, the Department received comments from the Pinellas County Utilities on the courtesy copy of Draft permit. Based on the comments received, the permit was revised as follows:

- 1) Minor typographical edits and minor changes were made to Monitoring Location Site Numbers and Parameter Naming.
- 2) Toxicity species were changed to marine organisms.
- 3) Ambient Monitoring: Turbidity was removed from the field readings at surface and bottom. In addition, the mid-depth was modified to change fecal coliform bacteria to Enterococci or E. coli depending when sampled, if the mid-depth is predominantly freshwater or predominantly marine.
- 4) Groundwater monitoring sites location were corrected in the groundwater monitoring plan.
- 5) Class B biosolids treatment references were removed from the permit.

Changes to the draft permit issued on September 18, 2017, included minor typographical corrections and the addition of the control elevations for the storage lakes in permit condition I.A.8.

Reference for Section III.d

13. PROPOSED SCHEDULE FOR PERMIT ISSUANCE

Draft Permit and Public Notice to Applicant and EPA	September 18, 2017
Public Comment Period	Beginning: September 29, 2017 Ending: October 29, 2017
Notice of Permit Issuance	November 2017

14. DEP CONTACT

Additional information concerning the permit and proposed schedule for permit issuance may be obtained during normal business hours from:

Astrid Flores Thiebaud  
Engineer IV  
Southwest District Office

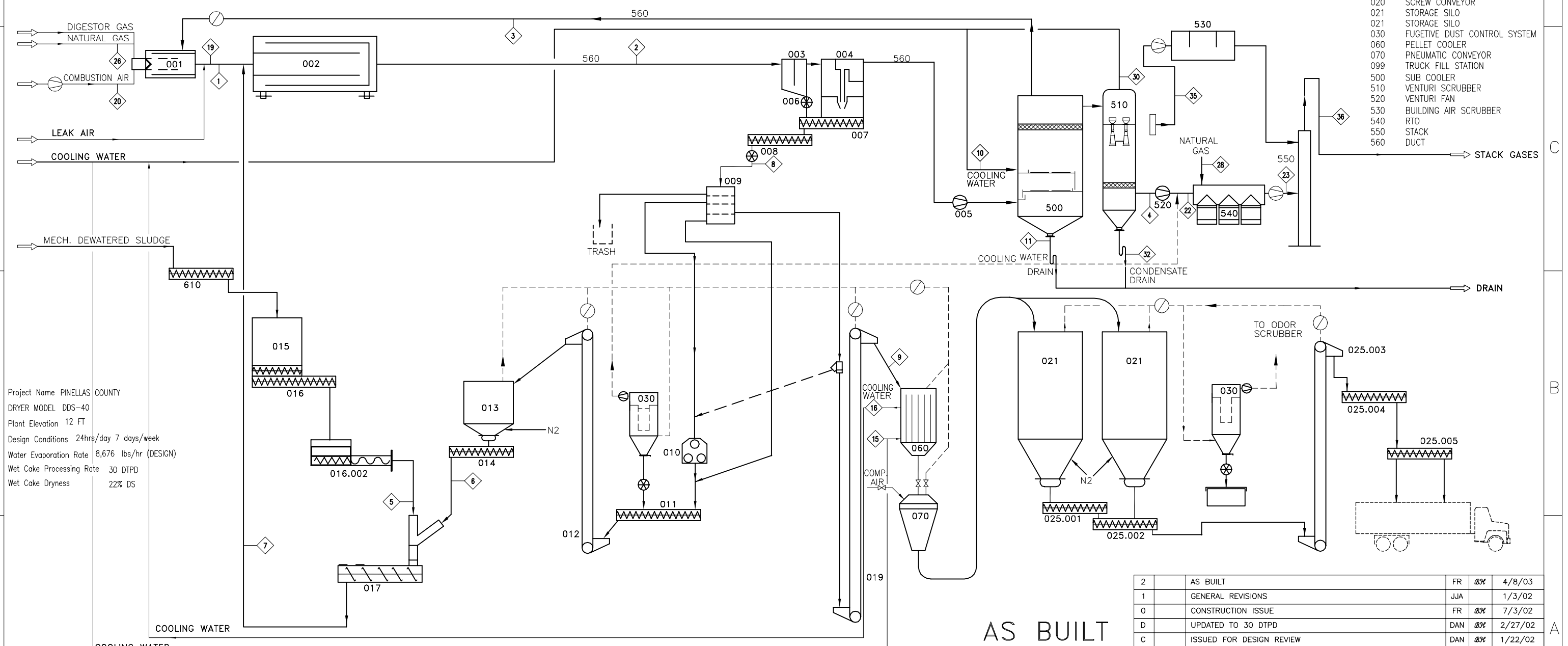
13051 N Telecom Pkwy, Suite 101  
Temple Terrace, FL 33637-926

Telephone No.: (813) 470-5760

Reference for Section III.d

TAG NO	UNIT	1	2	3	4	5	6	7	8	9	10	11	15	16	19	20	22	23	26	27	28	30	32	35	36	
STREAM		PROCESS GAS	PROCESS GAS	CIRCULATING GAS	EXHAUST GAS (AFTER VENTURI)	DEWATERED WET CAKE	RECYCLED BIOSOLIDS	MIXED FEED	DRIED BIOSOLIDS	FINAL BIOSOLIDS PRODUCT	COOLING WATER TRAY CONDENSER INLET	COOLING WATER TRAY CONDENSER OUTLET	COOLING WATER PELLET COOLER INLET	COOLING WATER PELLET COOLER OUTLET	LEAK AIR	COMBUSTION AIR FURNACE	RTO INLET GASES	RTO STACK GASES	NATURAL GAS DRYER	DIGESTER GASES DRYER	NATURAL GAS RTO	COOLING WATER VENTURI SCRUBBER INLET	COOLING WATER VENTURI SCRUBBER OUTLET	BUILDING VENTILATION	VENT EXHAUST	
MASS FLOW	LB/HR	60,228	69,028	44,871	14,804	11,432	22,008	33,440	24,583	2,573	169,822	178,735	8,030	8,030	4,422	10,176	20,909	20,939	430	331	24	16,343	16,784	52,636	73,569	
VOLUMETRIC FLOW	ACFM	35,179	21,419	11,544	3,652										989	2,277	5,152	6,037	160	83	9			11,999	17,993	
VOLUMETRIC FLOW	GPM										339	357	16	16								33	34			
TEMPERATURE	-F	867	200	125	110	60	170	111	170	90	85	147	85	95	70	70	111	209	70	70	70	85	116	75	114	
DENSITY	LB/FT <sup>3</sup>	0.0285	0.0538	0.0648	0.0676	60	45 (NOTE 1)	48	45		62	62	62	62	0.0745	0.0745	0.0676	0.0578	0.045	0.066	0.045	62	62	0.0731	0.0685	
SOLIDS CONTENT	%DS					21.9%	95.0%	70.0%	95.0%	95.0%																
PRESSURE	INCHES W.G.	-2	-15	+0.5	-21																					
DRY SOLIDS	LB/HR					2,500	20,908	23,408	23,353	2,446																
HUMIDITY	LB/LB	0.0861	0.2448	0.0840	0.0527												0.0458	0.0457								0.0256

- 001 NATURAL & DIGESTER GAS FIRED FURNACE
- 002 ROTARY DRUM DRYER
- 003 PRE-SEPARATOR
- 004 POLY-CYCLONE
- 005 I.D. FAN
- 006 ROTARY VALVE
- 007 SCREW CONVEYOR
- 008 ROTARY VALVE
- 009 VIBRATING SCREEN
- 010 CRUSHER
- 011 SCREW CONVEYOR
- 012 BUCKET ELEVATOR
- 013 RECYCLE BIN
- 014 SCREW MATERIAL FEEDER
- 015 WET CAKE BIN
- 016 SCREW FEEDER
- 017 MIXER
- 018 SCREW CONVEYOR
- 019 BUCKET ELEVATOR
- 020 SCREW CONVEYOR
- 021 STORAGE SILO
- 022 STORAGE SILO
- 030 FUGITIVE DUST CONTROL SYSTEM
- 060 PELLET COOLER
- 070 PNEUMATIC CONVEYOR
- 099 TRUCK FILL STATION
- 500 SUB COOLER
- 510 VENTURI SCRUBBER
- 520 VENTURI FAN
- 530 BUILDING AIR SCRUBBER
- 540 RTO
- 550 STACK
- 560 STACK DUCT



Project Name PINELLAS COUNTY  
 DRYER MODEL DDS-40  
 Plant Elevation 12 FT  
 Design Conditions 24hrs/day 7 days/week  
 Water Evaporation Rate 8,676 lbs/hr (DESIGN)  
 Wet Cake Processing Rate 30 DTPD  
 Wet Cake Dryness 22% DS

NOTE 1: BULK DENSITY OF DRIED BIOSOLIDS 40-45 lbs/ft<sup>3</sup>  
 TEMPERATURE: AMBIENT CONDITION 70°F  
 STANDARD CONDITIONS 70°F  
 RELATIVE HUMIDITY: 55%  
 PRESSURE: AMBIENT CONDITION 15 PSIA  
 STANDARD CONDITIONS 15 PSIA

THIS DRAWING IS A TRADE SECRET AND ONLY ENTRUSTED TO THE RECEIVER FOR HIS PERSONAL USE, WITHOUT THE WRITTEN CONSENT OF ANDRITZ-RUTHNER, INC. IT MUST NOT BE COPIED NOR MADE AVAILABLE TO THIRD PARTIES, INCLUDING COMPETITORS, NOR MADE ACCESSIBLE TO SUCH PARTIES. ANY ILLEGAL USE BY THE RECEIVER OR THIRD PARTIES FOR WHICH HE IS RESPONSIBLE CAN CONSTITUTE A CAUSE FOR LEGAL ACTION. THIS DRAWING MUST BE RETURNED ON REQUEST OF THE COMPANY.

**King**  
 ENGINEERING ASSOCIATES, INC.  
 4921 MEMORIAL HIGHWAY  
 ONE MEMORIAL CENTER, SUITE 300  
 TAMPA, FLORIDA 33634  
 PHONE: 813 880 8881  
 FAX: 813 880 8882

**SYNAGRO**  
 A Residual's Management Company  
 1800 Bering Drive, Suite 1000  
 Houston, Texas 77057  
 Phone: (713) 369-1700, Fax: (713) 369-1750

**PINELLAS COUNTY UTILITIES**

1010 COMMERCIAL BLVD. SOUTH  
 ARLINGTON, TEXAS 76017  
 Phone: (817) 465-5611  
 Telefax: (817) 472-8589  
 CERTIFIED CORRECT FOR INSTALLATION  
 BY: \_\_\_\_\_ DATE: \_\_\_\_\_  
 PROJECT No. \_\_\_\_\_  
 THESE DWGS. REFLECT CUSTOMER'S CHANGES AND APPROVAL ON PREVIOUS DWG. TRANSMITTALS

ESTIMATED WEIGHT IN LBS.  
 UNLESS OTHERWISE SPECIFIED: DIMENSIONS ARE IN INCHES  
 FABRICATION TOLERANCES .XXX±.040 ANG±.5° HOLE±.020  
 MACHINING TOLERANCES .XXX±.005 ANG±.5° HOLE±.020  
 MILL FINISH ALL OVER  
 DRAWN BY: FR  
 DATE: 3/6/01  
 CHECKED BY: DATE  
 APPROVED BY: DATE  
 THIRD ANGLE PROJECTION

**ANDRITZ**  
 ANDRITZ-RUTHNER, INC.  
 1010 COMMERCIAL BLVD. SOUTH  
 ARLINGTON, TEXAS 76001  
 PHONE: (817) 465-5611

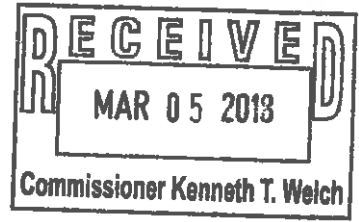
TITLE: PINELLAS COUNTY, FLORIDA  
**PROCESS DIAGRAM MASS BALANCE**  
 SIZE: 40 PROJECT: 1087 DRAWING NUMBER: PI-002 REV: 2  
 SCALE: NONE FILE: 1087PI002 SHEET 1 OF 1

REV	EIR	REVISION	BY	APVD	DATE
2		AS BUILT	FR	BJ	4/8/03
1		GENERAL REVISIONS		JJA	1/3/02
0		CONSTRUCTION ISSUE	FR	BJ	7/3/02
D		UPDATED TO 30 DTPD	DAN	BJ	2/27/02
C		ISSUED FOR DESIGN REVIEW	DAN	BJ	1/22/02

AS BUILT

ENCLOSURE B

STATEMENT OF CERTIFICATION



I certify under penalty of law that this document and all attachments were prepared under my direction or supervision in accordance with a system designed to assure that qualified personnel properly gather and evaluate the information submitted. Based on my inquiry of the person or persons who manage the system, or those persons directly responsible for gathering the information, the information submitted is, to the best of my knowledge and belief, true, accurate, and complete. I am aware that there are significant penalties for submitting false information, including the possibility of fine or imprisonment for knowing violations.

\_\_\_\_\_  
Signature

\_\_\_\_\_  
Date

\_\_\_\_\_  
Printed Name

\_\_\_\_\_  
Title

**40 CFR § 122.22 Signatories to permit applications and reports.**

(a) *Applications.* All permit applications shall be signed as follows:

(1) **For a corporation.** By a responsible corporate officer. For the purpose of this section, a responsible corporate officer means: (i) A president, secretary, treasurer, or vice-president of the corporation in charge of a principal business function, or other person who performs similar policy- or decision-making functions for the corporation, or (ii) the manager of one or more manufacturing, production, or operating facilities, provided, the manager is authorized to make management decisions which govern the operation of the regulated facility including having the explicit duty of making major capital investment recommendations, and initiating and directing other comprehensive measures to assure long term environmental compliance with environmental laws and regulations; the manager can ensure that the necessary systems are established or actions taken to gather complete and accurate information for permit application requirements; and where authority to sign documents has been assigned or delegated to the manager in accordance with corporate procedures.

*Note: EPA does not require specific assignments or delegations of authority to responsible corporate officer identified in Sec. 122.22(a)(1)(i). The Agency will presume that these responsible corporate officers have the requisite authority to sign permit applications unless the corporation has notified the Director to the contrary. Corporate procedures governing authority to sign permit applications may provide for assignment or delegation to applicable*

*corporate positions under Sec. 122.22(a)(1)(ii) rather than to specific individuals.*

(2) **For a partnership or sole proprietorship.** By a general partner or the proprietor, respectively; or

(3) **For a municipality, State, Federal, or other public agency.** By either a principal executive officer or ranking elected official. For purposes of this section, a principal executive officer of a Federal agency includes: (i) The chief executive officer of the agency, or (ii) a senior executive officer having responsibility for the overall operations of a principal geographic unit of the agency (e.g., Regional Administrators of EPA).

(b) All reports required by permits, and other information requested by the Director shall be signed by a person described in paragraph (a) of this section, or by a duly authorized representative of that person. A person is a duly authorized representative only if:

(1) The authorization is made in writing by a person described in paragraph (a) of this section;

(2) The authorization specifies either an individual or a position having responsibility for the overall operation of the regulated facility or activity such as the position of plant manager, operator of a well or a well field, superintendent, position of equivalent responsibility, or an individual or position having overall responsibility for environmental matters for the company, (A duly authorized representative may thus be either a named individual or any individual occupying a named position.); and,

(3) The written authorization is submitted to the Director.