



Pinellas County Beach Safety Program

Spencer Curtis, Operations Manager, Parks and Conservation Resources

Program Summary

The Beach Safety Program ensures the safety of visitors enjoying the beaches managed by Parks and Conservation Resources.




Locations

- Fort De Soto
- Sand Key
- Fred Howard



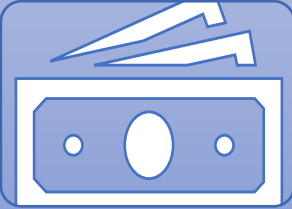
Duration

- Annually from mid-April until mid-September



Staff

- 25 Seasonal Full-time Lifeguards



Cost

- Funded through the General Fund at \$454,300 annually

County Beaches



36
**Miles of
Beach**



BSP Guards
Approx. 2
Miles



City of
Clearwater
Approx. 1.25
Miles



Operating
Under §
380.276

Program Stats



2.5



million visitors between April & September



Rescues

Medical

Outreach

Total Response

FY23

25

461

4,862

5,348

FY22

23

447

2,070

2,540

FY21

39

384

2,538

2,961

Program Comparisons


Attendance

- Pinellas County – 2,447,134
- Manatee County – 2,722,350
- Sarasota County – 6,157,159



Locations Served

- Pinellas County – 3
- Manatee County – 2
- Sarasota County – 6



Annual Rescues

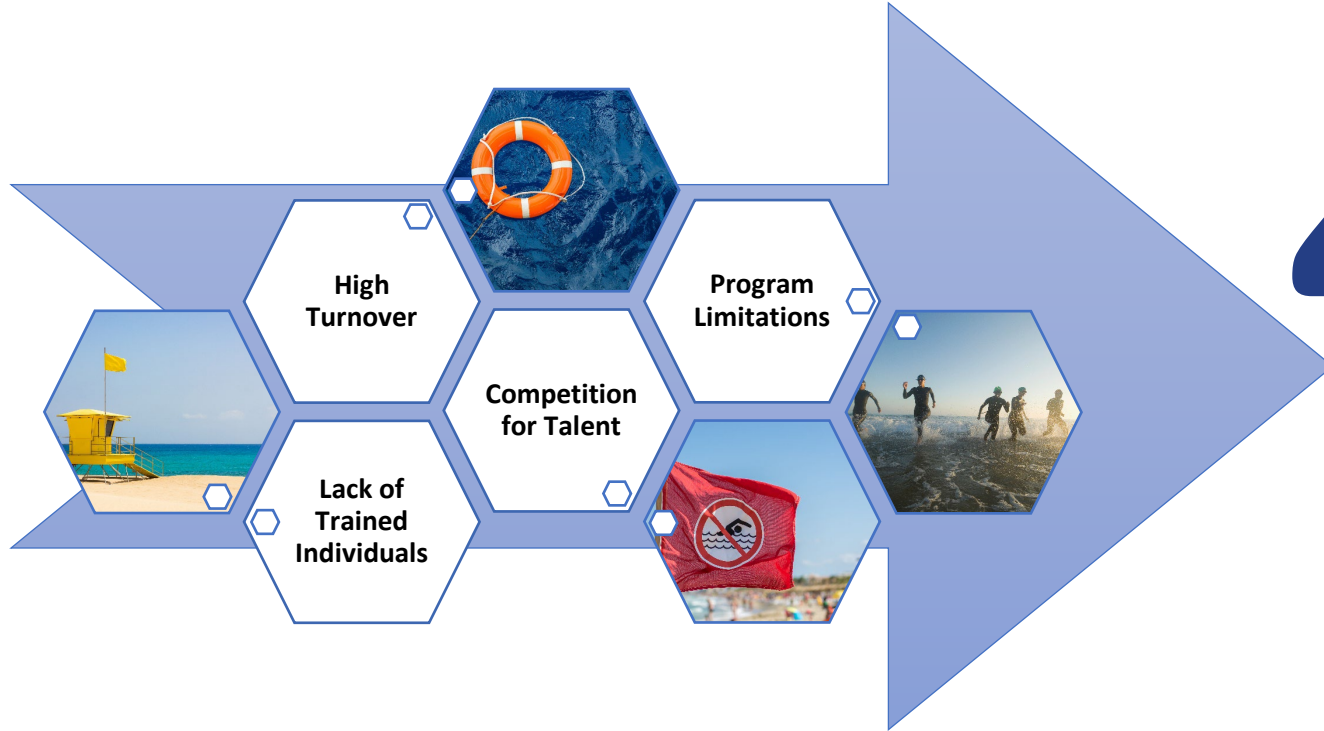
- Pinellas County 23
- Manatee County 99
- Sarasota County 55



Duration

- Pinellas County – Seasonal
- Manatee County – All Year
- Sarasota County – All Year

Staffing Challenges



45%

Coverage of
Available Shifts

Summary of Challenges



**Different Approach
Every Year!**

Future Program Options

Eliminate

- **Reduced** general fund impact by **\$454,300** annually
- Elimination of water safety program may concern park visitors

Consolidate

- **Reduces** general fund impact by **\$180,000**
- Fort De Soto has been the hardest site to recruit and requires the highest staffing level

Modify

- Reduce general fund impact significantly
- Emphasis placed on safety outreach but no lifeguards would be present

Enhance

- **Increases** general fund impact by **\$1.1M over current funding level**
- Training demands are reduced and positions become more desirable



