


Capital Improvement Program FY26-FY31 June 11, 2025



Our Vision:
To Be the Standard for
Public Service in America

Capital Improvement Program



Governmental Capital Improvement Program (CIP)

Capital Projects Fund

- Non-Enterprise
- Penny-Funded Projects
- Tourist Development Tax/Beach Nourishment Projects
- Local Option Fuel Tax/ATMS Projects

Six-Year Plan Updated Annually

- First year (FY26) must be balanced
- Outer years are financial/production plan

Focus on Penny Projects

Penny for Pinellas



1% Local Government Infrastructure Sales Surtax

- Since 1990
- 2017 Approved by 83.0% of voters
- January 2020 – December 2029

Countywide Investments

- Economic Development Capital Projects & Housing 8.3%
- Jail & Courts Facilities 3.0%

County/City Distribution – after countywide investment distribution

- 51.75% County
- 48.25% Cities

2017 Penny IV Education Campaign



Page 1 of 5
May 18, 2017 (final)

2017 Education Campaign

Projects Identified

What did we say we could do?



Building a Better Pinellas

The Penny improves the day-to-day quality of life for those who live, work, play, and do business in Pinellas County by providing improved roads, bridges and trails, water quality and flood and sewer spill prevention, a safe, secure community, preservation of parks and our environment and other projects that enhance our local area.

Guiding Principles and Strategies for Penny IV Investments

- Using the Penny as a platform for partnership
- Preserve and extend the life of our existing assets, including those constructed using the first 30 years of the Penny
- Investing capital dollars to reduce long term operations and maintenance costs
- Address needs and gaps, especially as identified through the annual citizen survey
- Alignment with the strategic plan
- Public needs unmet by previous Penny
- Consider adaptations related to climate change, including sea level rise, in prioritization and design of projects
- Prioritize and implement projects that demonstrate our commitment to an age friendly community and enable related programming
- Highlight signature projects within a master plan, allowing for changing priorities based on community needs as well as leveraging grant and other revenue opportunities
- Adopt portfolio approach - prioritize projects that accomplish multiple public needs/priorities
- Countywide investments for jail and courts facilities and infrastructure supporting economic development and affordable/workforce housing

Penny IV Projection (2020-2030)

| | Allocation | Estimate |
|--|---------------|---------------|
| Countywide Investments | 11.3% | \$225M |
| Jail & Court Facilities (Annual Renewal & Replacement) | 3.0% | \$ 60M |
| Infrastructure supporting Economic Development and Housing | 8.3% | \$165M |
| Balance Split County/Municipalities | 100.0% | \$1.8B |
| County | 51.8% | \$915M |
| Municipalities | 48.2% | \$853M |
| Total Estimated Revenue | | \$2.0B |

County Penny through the Decades



| Expenditure Category | Penny I | Penny II | Penny III | Penny IV (estimated) |
|-----------------------|---------|----------|-----------|----------------------|
| Transportation | 71.7% | 47.5% | 54.3% | 58.0% |
| Environmental | 13.4% | 13.8% | 11.5% | 18% |
| Culture and Parks | 6.8% | 21.6% | 5.8% | 8% |
| Gen Gov/Public Safety | 8.1% | 17.1% | 28.4% | 16% |

Penny Revenue 10-Year Estimates



Penny PIV Ten-Year Estimates

(Dollar Amounts in Thousands, 000's omitted)

Percentage increase/decrease as compared to 2017 projections

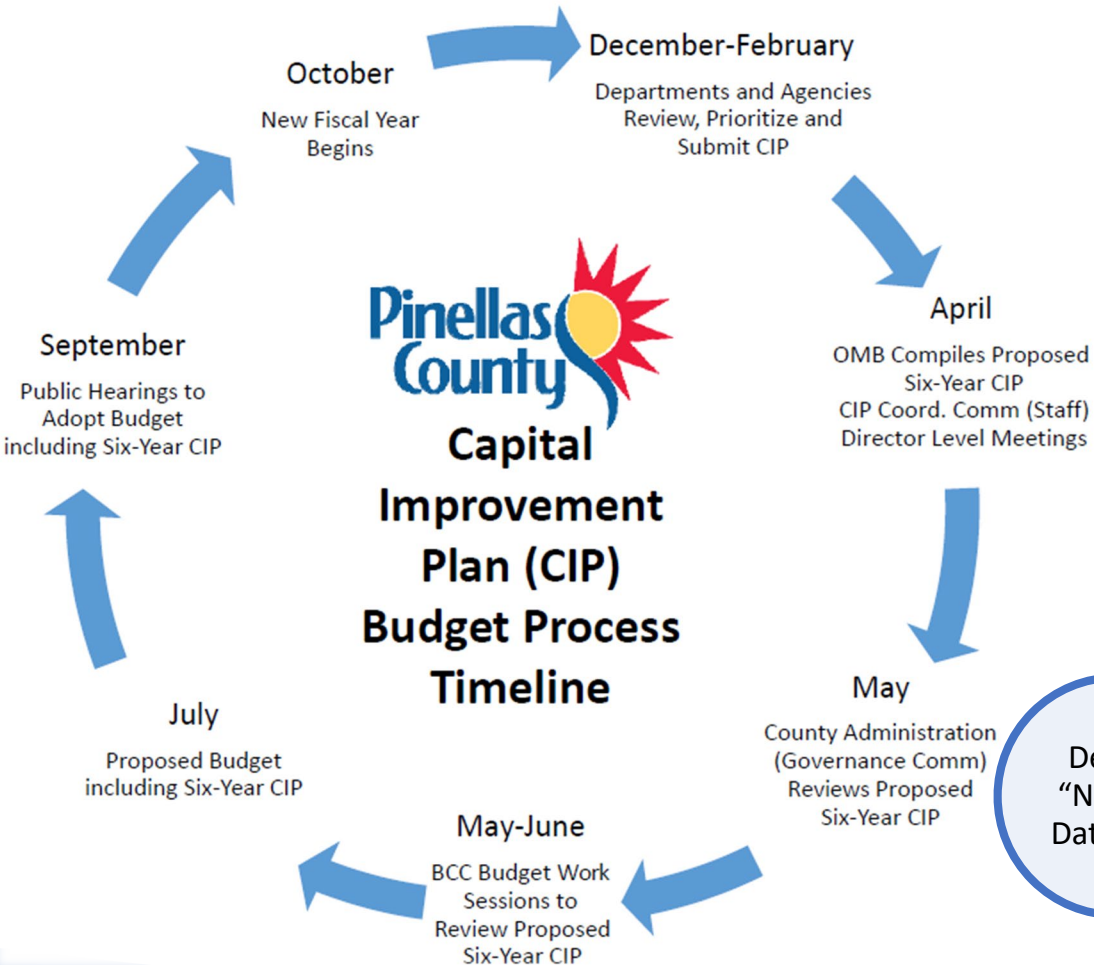
| | July 2017 | June 2021 | % | June 2024 | % | June 2025 | % |
|--|----------------------|----------------------|------------|----------------------|------------|----------------------|------------|
| Economic Development Capital | | | | | | | |
| Projects and Housing | \$ 165,362 | \$ 158,739 | | \$ 196,702 | | \$ 197,223 | |
| Jail & Court Facilities | \$ 59,769 | \$ 57,376 | | \$ 71,097 | | \$ 71,285 | |
| Countywide Investments Total | \$ 225,131 | \$ 216,115 | -4% | \$ 267,799 | 19% | \$ 268,508 | 19% |
| <i>Note: the Countywide Investments distribution is prior to the County & Municipalities distribution and is shown as a percent of total estimated revenue. The population distribution formula for the County & Municipalities is</i> | | | | | | | |
| Pinellas County Distribution | \$ 914,554 | \$ 877,929 | -4% | \$ 1,087,887 | 19% | \$ 1,090,769 | 19% |
| Countywide Investments & Pinellas County Total | \$ 1,139,685 | \$ 1,094,044 | -4% | \$ 1,355,685 | 19% | \$ 1,359,277 | 19% |
| Municipalities Total | \$ 852,625 | \$ 818,479 | -4% | \$ 1,014,219 | 19% | \$ 1,016,907 | 19% |
| Total Penny | \$ 1,992,310 | \$ 1,912,523 | -4% | \$ 2,369,904 | 19% | \$ 2,376,184 | 19% |

Overview of CIP Process

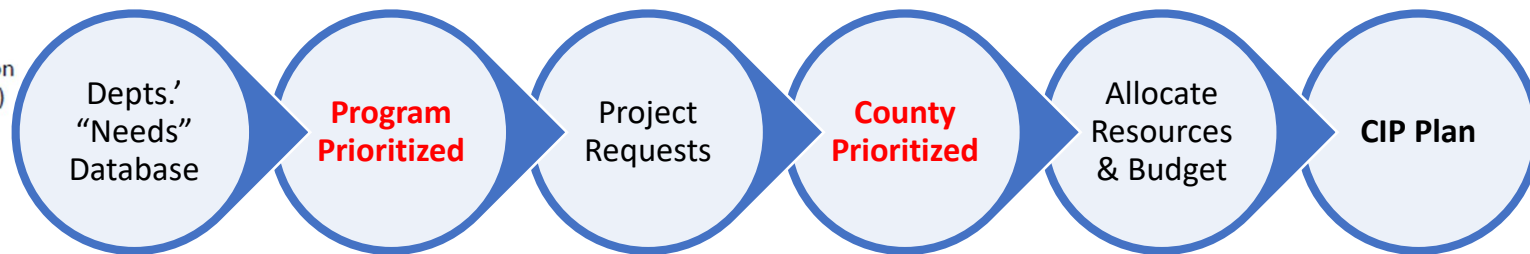
- CIP - Six (6) year plan
- Updated annually
- Penny IV – ends Dec 31, 2029



Capital Improvement Plan (CIP) Budget Process Timeline



Project Portfolio Management



Capital Projects Fund Forecast








- Revenue projections updated and aligned with Office of Economic & Demographic Research State Estimating Conference
- Expenditures updated in the FY25 Estimate, FY26-FY31 Proposed Plan
- Includes additional funding requested for existing projects
- Includes proposed new projects
- Fund balanced through FY31

Capital Projects Fund by Program



CAPITAL PROJECTS FUND BY PROGRAM/FUNDING SOURCE

| PROGRAM | FUNDING SOURCE | BALANCED |
|---|-------------------------|---|
| ECONOMIC DEVELOPMENT CAPITAL PROJECTS & HOUSING | 8.3% COUNTYWIDE PENNY |  |
| JAIL & COURT FACILITIES | 3.0% COUNTYWIDE PENNY |  |
| COUNTY PROJECTS | COUNTY PENNY |  |
| COASTAL MANAGEMENT PROJECTS | TOURIST DEVELOPMENT TAX |  |
| ADVANCED TRAFFIC MANAGEMENT SYSTEM PROJECTS | LOCAL OPTION FUEL TAX |  |

Capital Projects Fund – Additional Funding Requests

Additional Funding Requests for Existing Projects

- **Changes in Prelim Engineering Report (PER) Phase @ \$11.1M**
- **Contractual Changes @ \$3.9M**
- **Current Day Pricing @ \$13.9M**
- **Other @ \$6.0M**
- **Previously Unbudgeted @ \$23.3M**
- **Reduction in Cost Sharing @ (\$4.8M)**
- **Requirement Change @ \$20.1M**
- **Scope Change @ \$8.4M**
- **TOTAL \$81.9M**

New Project Requests (Recommended)

Impacts County Penny

- **Shore Drive Bridge Replacement: Total Estimated Project Cost @ \$6.8M (County Penny impact \$6.8M)**
- **Joe's Creek 34th Street Concrete Box Culvert Upgrade: Total Estimated Project Cost @ \$17.0M (County Penny impact \$9.5M)**
- **Starkey Road at Willow Ave Culvert Upgrade: Total Estimated Project Cost @ \$6.0M (County Penny impact \$600K)**
- **46th St Sidewalk from 38th Ave N to 54th Ave N: Total Estimated Project Cost @ \$3.2M (County Penny impact \$1.9M)**
- **Fort DeSoto Wave Attenuation Devices for Shoreline Protection: Total Estimated Project Cost @ \$3.5M (County Penny impact \$700K)**

New Project Requests (Recommended)

No net impact to County Penny

- **Fort DeSoto Main Road Paving: Total Estimated Project Cost @ \$7.8M**
- **Ft. DeSoto Trail Paving: Total Estimated Project Cost @ \$2.9M**
- **Philippe Park Wastewater Collection System Improvements: Total Estimated Project Cost @ \$3.3M**
- **Allen's Creek Channel 5 Culvert Removal: Total Estimated Project Cost @ \$4.5M**
- **Henry Lane MSTU from Crystal Beach Ave to Ohio Ave: Total Estimated Project Cost @ \$1.2M**
- **Joe's Creek Nutrient Separating Baffle Box: Total Estimated Project Cost @ \$1.7M**

- **Penny IV ends December 31st, 2029 (1st Quarter of FY30)**
 - **Balanced through FY30**
- **Penny IV projects completing FY31 & FY32**
 - **Penny IV overextended \$44.3M or 4.4%**
- **Includes new project request**
- **Includes additional funding requested for projects**
- **Additional considerations**

FY26 Proposed – Capital Projects Fund \$468.3M



What is funding FY26?

Infrastructure Sales Surtax
"Penny"
\$256.3M
54.7%

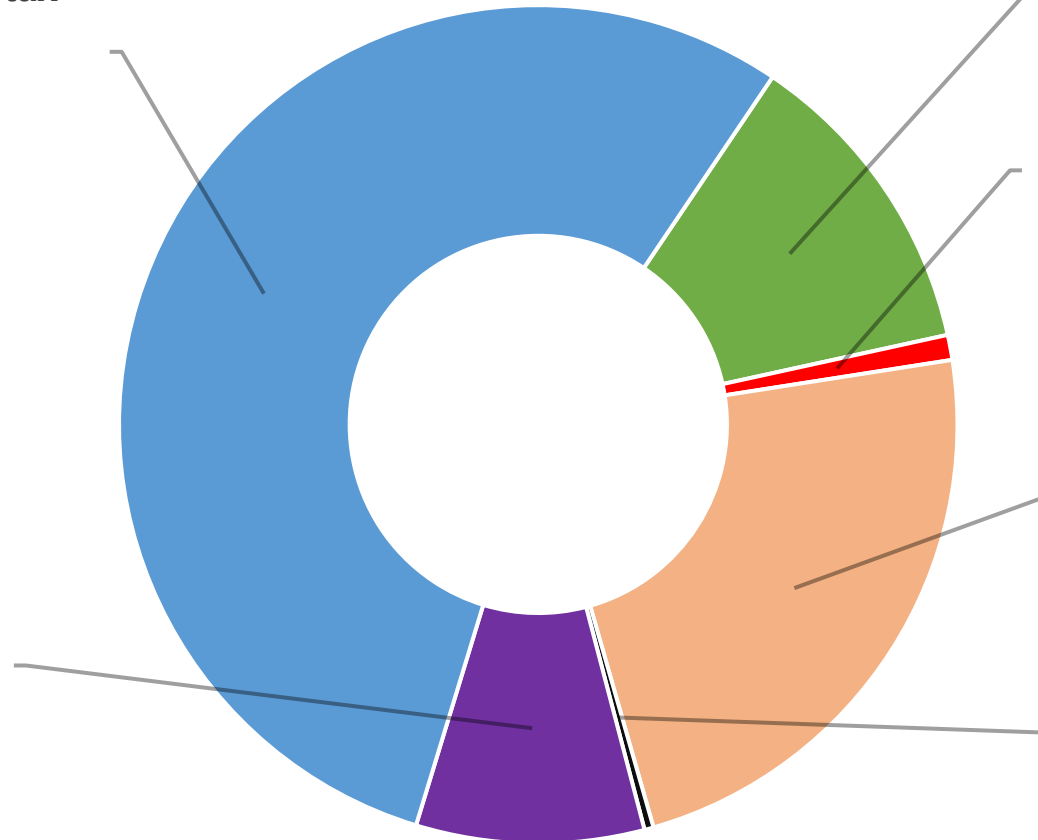
Grants
\$56.8M
12.1%

Local Option Fuel Tax
\$4.5M
1.0%

Tourist Dev. Tax
\$107.9M
23.0%

Other Revenues & Fees
\$1.6M
0.4%

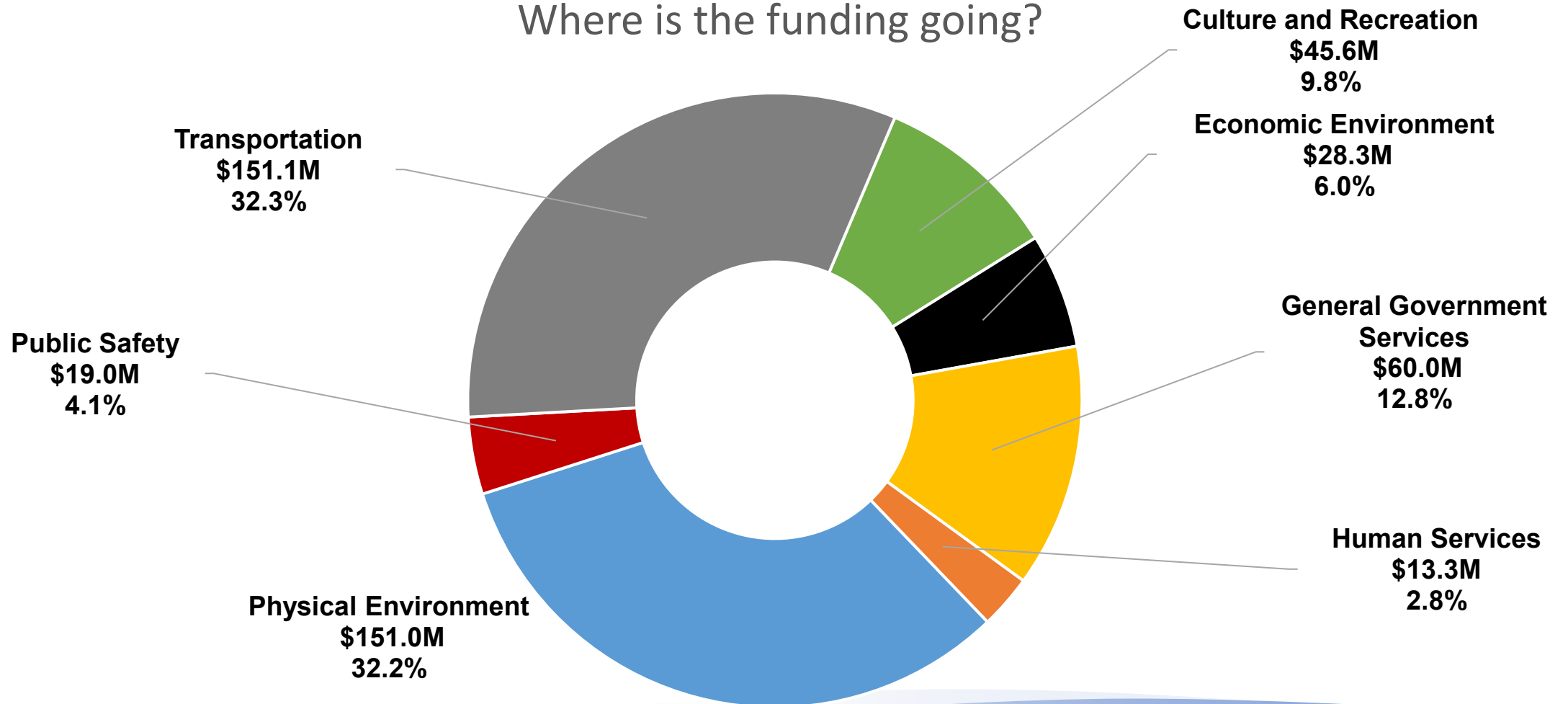
General Fund
\$41.2M
8.8%



FY26 Proposed– Capital Projects Fund \$468.3M



Where is the funding going?



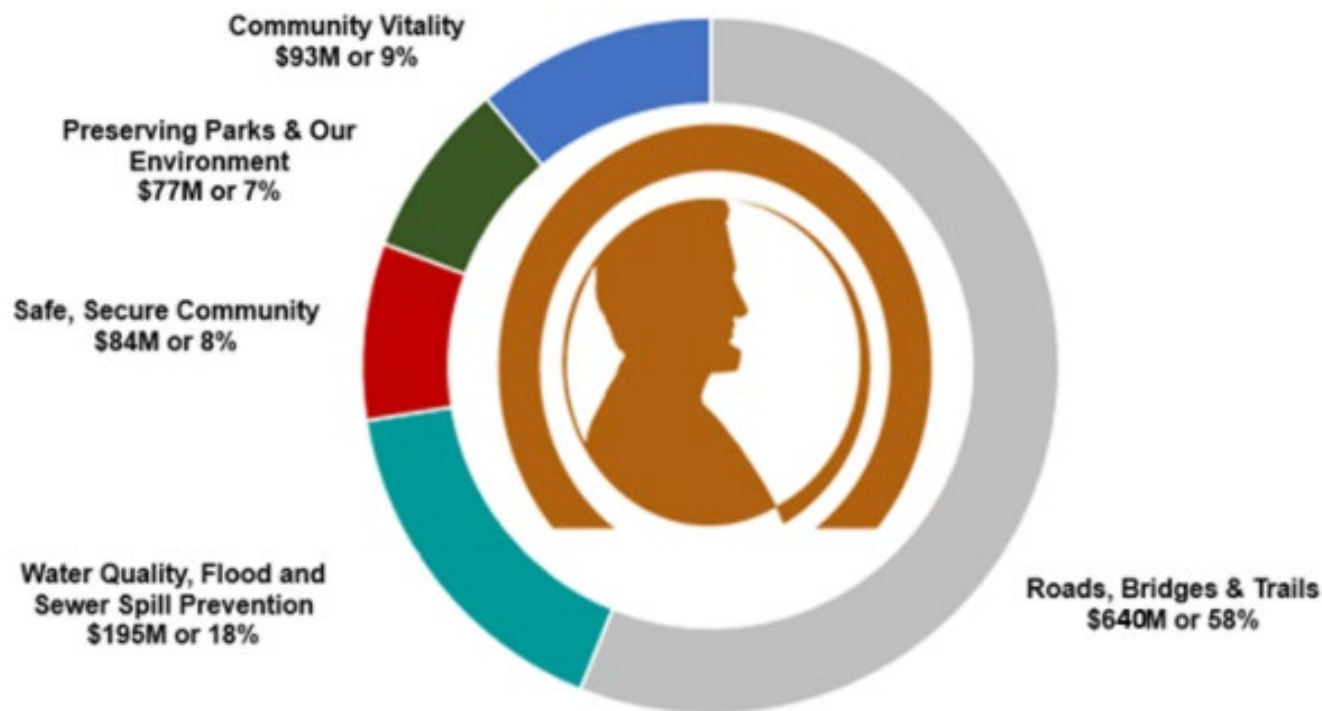
Penny Commitments Status

PROJECTS IDENTIFIED DURING 2017 EDUCATION CAMPAIGN

| Penny Category | Status | Request ID or Project # | Project Name | Original 2017 Project Name | CIP Phase | Construction Start |
|---|-----------|--------------------------|---|--|-----------|--------------------|
| Water Quality, Flood and Sewer Spill Prevention | Completed | 000164A | Lealman Area Drainage Improvements | Lealman Area | Completed | Complete |
| Roads, Bridges & Trails | Completed | 000700A | Westwinds Drive Bridge Replacement over Westwind Canal | Westwinds Drive and Crosswinds Drive bridges | Completed | Complete |
| Roads, Bridges & Trails | Completed | 002686A | Sidewalk Hercules Avenue Phase II from Sherwood Street to Sunset Point Road | Hercules Avenue from Sunset Point to Sherwood Street | Completed | Complete |
| Roads, Bridges & Trails | Completed | 002702A | 67th Street N. Roadway Improvements from 48th Ave. N. to 50th Avenue N and 67th Street N. from 54th Avenue N. to south Dead End | Paving of unpaved roads (MSTU Program) | Completed | Complete |
| Roads, Bridges & Trails | Completed | 002932A | Crystal Beach Paving & Drainage Improvements | Paving of unpaved roads (MSTU Program) | Completed | Complete |
| Roads, Bridges & Trails | Completed | 003885A | Virginia Ave. Sidewalk Improvements from CR 1 to N. Hercules Ave. | Virginia Avenue from Keene Road to Hercules Avenue | Completed | Complete |
| Water Quality, Flood and Sewer Spill Prevention | Completed | 002931A (sub of 000969A) | Wexford Leas Boulevard Drainage Improvements | Wexford Leas Roadway | Completed | Complete |
| Water Quality, Flood and Sewer Spill Prevention | Completed | 003130A | Roosevelt Creek Stormwater Facility Improvements | Roosevelt Creek Pond Improvements | Completed | Complete |

Current Penny Distribution

**Penny PIV – Proposed County
Distributions by Category
(\$1.09B)**



| | 2017 | 2024 | 2025 |
|---|------|------|------|
| Roads, Bridges & Trails | 45% | 58% | 58% |
| Water Quality, Flood & Sewer Spill Prevention | 20% | 18% | 18% |
| Safe, Secure Community | 10% | 8% | 8% |
| Preserving Parks & Our Environment | 7% | 7% | 7% |
| Community Vitality | 18% | 9% | 9% |

2017 Education Campaign Project Updates



- **Spring Branch Floodplain Preservation and Habitat Improvement Area (005542A):** Project cancelled. Project requires coordination with other agencies.
- **Stevenson's Creek Channel Reconstruction (005541A):** City to implement project.
- **Drainage Improvements in Pinebrook Canal -142nd Avenue to Ulmerton Road (002119A):** Project primarily within city limits. City to implement.
- **Chenango Ave - Sedeeva Circle N Drainage Improvements (003895A):** Project primarily within city limits. City to implement.
- **Belcher Road at Gulf to Bay Boulevard Intersection Improvements (002540A):** FDOT to complete corridor study. FDOT will take over design and construction.
- **102nd Ave from 137th Street N. to 125th Street N. Roadway Improvements (003880B):** Phase 1 is Penny IV deliverable (003880A). Design for Phase 2 (003880B) funded from Penny IV.
- **Belleair Roadway Improvements from US19 to Keene Road (003862A):** Design is Penny IV funded. Programmed in outer year construction as funding source to be determined.

2017 Education Campaign Project Updates



- **126th Avenue N Roadway Improvements & Bridge over Cross Bayou (002925A & 002925B):** Project's funding source reflected as "To Be Determined". More analysis on economic impact needed.
- **Anclore Road Stormwater and Roadway Improvements (003897A):** Construction is scheduled for FY31-FY34. Construction reflected as funding source to be determined.
- **Dunedin Causeway Bridge (000423A):** Design funded by Penny @ \$10.7M. Construction funded by Penny @ \$42.0M. Construction funding "To Be Determined" @ \$70.0M.
- **East Lake Road Corridor**
 - East Lake Road Corridor (003879A) PD&E and Design funded by Penny IV.
 - East Lake Road Bridges over Brooker Creek (003879B): Construction scheduled for FY28.
 - McMullen Booth Rd Bridges Over Tampa Rd (003879C): Construction scheduled for FY29.
 - McMullen Booth Rd Bridge North Bound Off Ramp Over Lake Tarpon Outfall Canal (003879D): Construction scheduled for FY28.
 - Keystone Road and Eastlake Road Emergency Access Improvements (005208A): Construction scheduled for FY27.

- **Capital Projects Fund is Balanced**
- **FY26 Proposed is Balanced**
- **2017 Penny Education Campaign Project Updates**
- **Revenue Estimates Updated**
- **Project Estimates Updated**