

# United Way Suncoast 2025 ALICE Report for Pinellas County

# ○ What is ALICE?

# Federal Poverty Line

- Created in the 1960s to identify an individual who does not have enough money to support themselves
- Based on 1955 Department of Agriculture's economical food plan which assumed families spend a third of their income on food
- Average amount spent on food  $\times 3$  = Federal Poverty Line



# Asset Limited, Income Constrained, Employed (ALICE)

- A dollar threshold that recalculates how much it costs to get by based on:
  - current costs, geography, and family type
- Includes ALL individuals who fall into this range (regardless of employment, assets, etc)

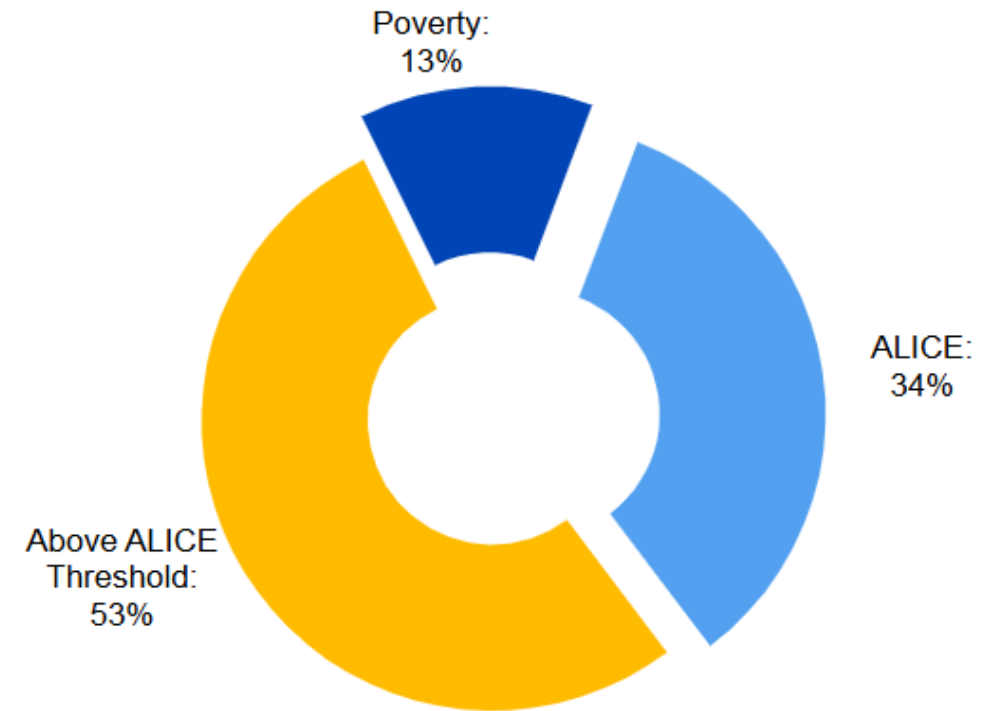
Learn more here: <https://unitedwaysuncoast.org/what-we-do/alice-suncoast/>

All ALICE data available at: <https://www.unitedforalice.org/florida>



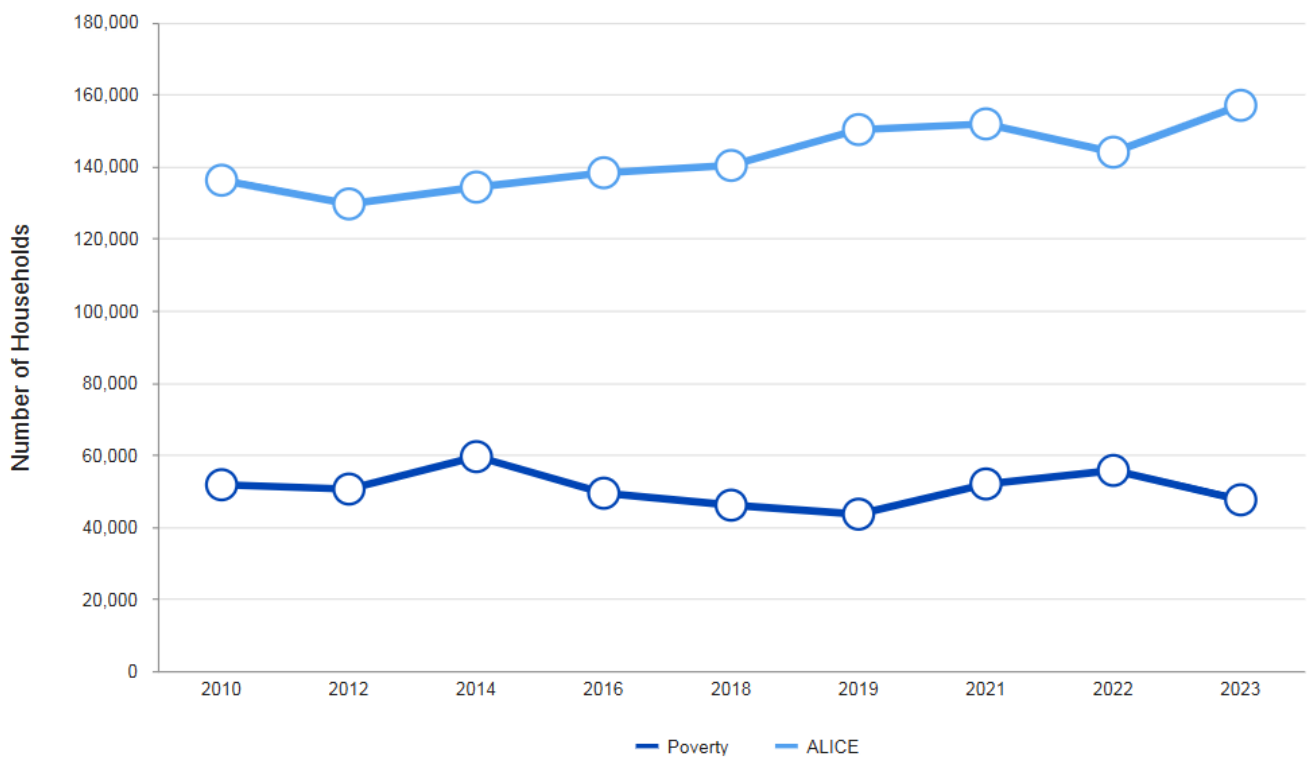
# Who is ALICE?

- Of Florida's 8.9 million households, 4.2 million had income below the ALICE threshold.
- Locally, nearly half of households live below the ALICE Threshold.
  - Over 658,000 or 45% of all households in UWS 5-County region.
  - 204,420 or 46% of all households in Pinellas County



# ALICE and poverty households in our counties continue to grow, though percentages are slightly improving

Number of Households, Pinellas County, Florida, 2023



	Poverty	ALICE	Total Below ALICE	% Below ALICE
2019	43522	150196	193718	49%
2021	51906	151771	203677	49%
2022	55662	143921	199583	47%
2023	47499	156921	204420	46%

# ALICE is in the Workforce

- Within the top twenty occupations in the state, over one third (36%) of all employees are below the ALICE threshold. (1,263,918).
- Of the top 20 occupations in Florida, 65% of them pay less than \$20/hour
- From 2022 to 2023, rates were stable for Cashiers and bookkeeping employees, but greater rates of nurses and teachers fell below ALICE threshold

Career	Number of workers below the ALICE Threshold in each career type
Cashiers	More than half
Accounting and Bookkeeping employees	1 in 4
Registered Nurses	1 in 7
Elementary and Middle School Teachers	1 in 5

## ALICE Household Survival Budget, Pinellas County, Florida, 2023

Monthly Costs	Single Adult	One Adult, One Child	One Adult, One In Child Care	Two Adults	Two Adults Two Children	Two Adults, Two In Child Care	Single Adult 65+	Two Adults 65+
Housing	\$1,485	\$1,590	\$1,590	\$1,590	\$1,908	\$1,908	\$1,485	\$1,590
Child Care	\$0	\$391	\$1,042	\$0	\$781	\$2,188	\$0	\$0
Food	\$541	\$915	\$821	\$992	\$1,664	\$1,469	\$498	\$913
Transportation	\$469	\$604	\$604	\$709	\$996	\$996	\$399	\$568
Health Care	\$162	\$488	\$488	\$488	\$759	\$759	\$566	\$1,133
Technology	\$86	\$86	\$86	\$116	\$116	\$116	\$86	\$116
Miscellaneous	\$274	\$407	\$463	\$390	\$622	\$744	\$303	\$432
Taxes	\$436	\$429	\$550	\$528	\$599	\$860	\$499	\$777
Monthly Total	\$3,453	\$4,910	\$5,644	\$4,813	\$7,445	\$9,040	\$3,836	\$5,529
ANNUAL TOTAL	\$41,436	\$58,920	\$67,728	\$57,756	\$89,340	\$108,480	\$46,032	\$66,348
Hourly Wage	\$20.72	\$29.46	\$33.86	\$28.88	\$44.67	\$54.24	\$23.02	\$33.17



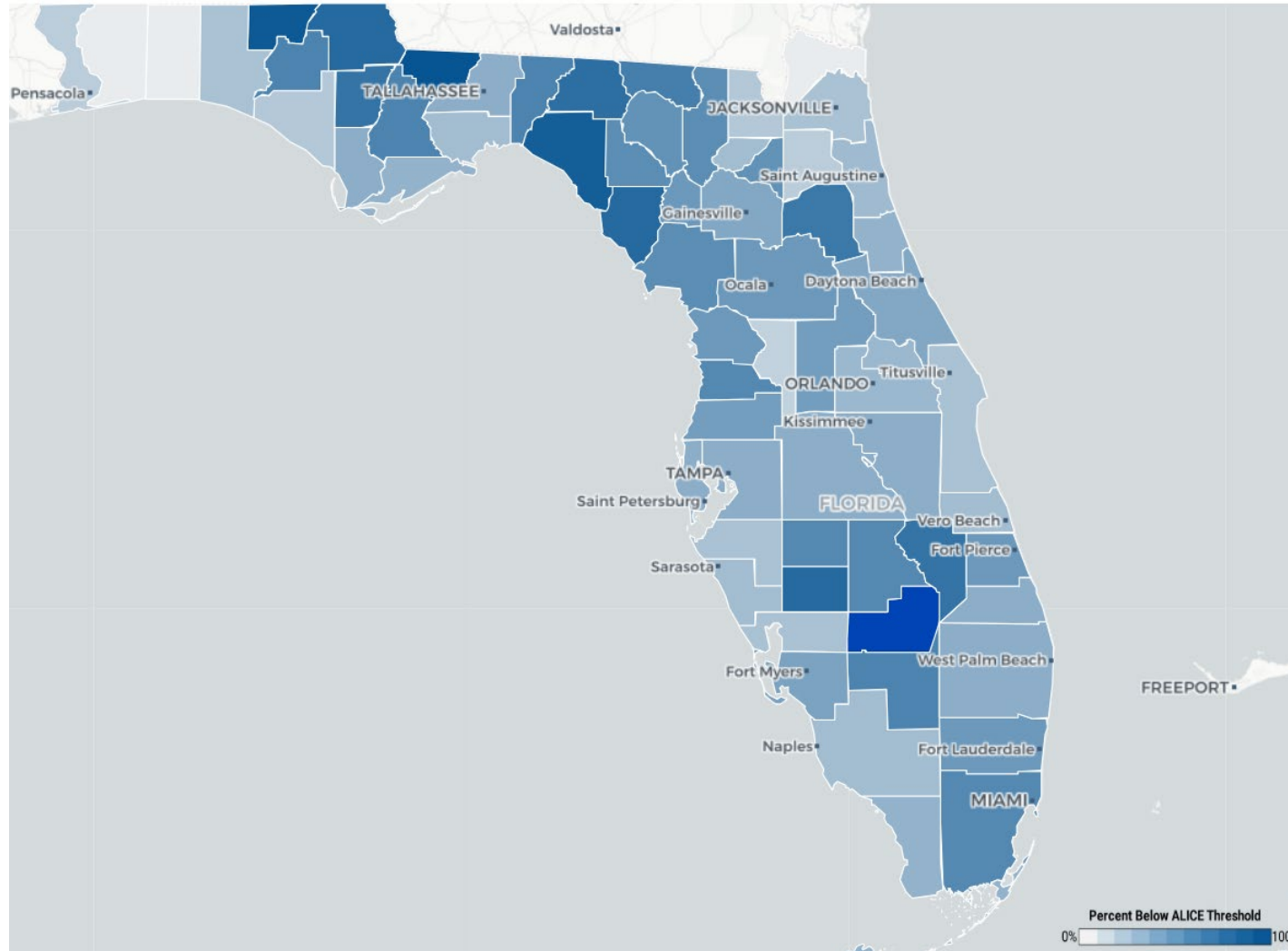
# 2025 Takeaways – What's different?



- Even more households below the ALICE Threshold
- Budgets increased 8 percent from 2022 – 2023; expected to continue to climb
- Demographic Discrepancies continue

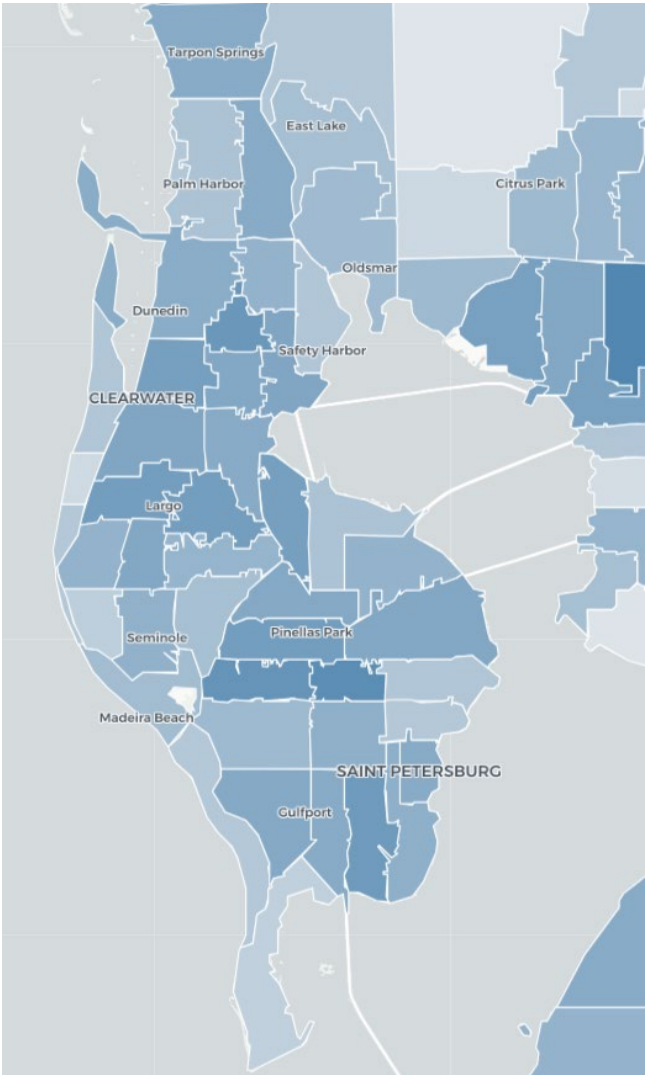
# Diving Deeper with Charts and Graphs

Rural Communities have highest ALICE rates, though pockets of every county also have areas of high concentrations of those below the ALICE Threshold



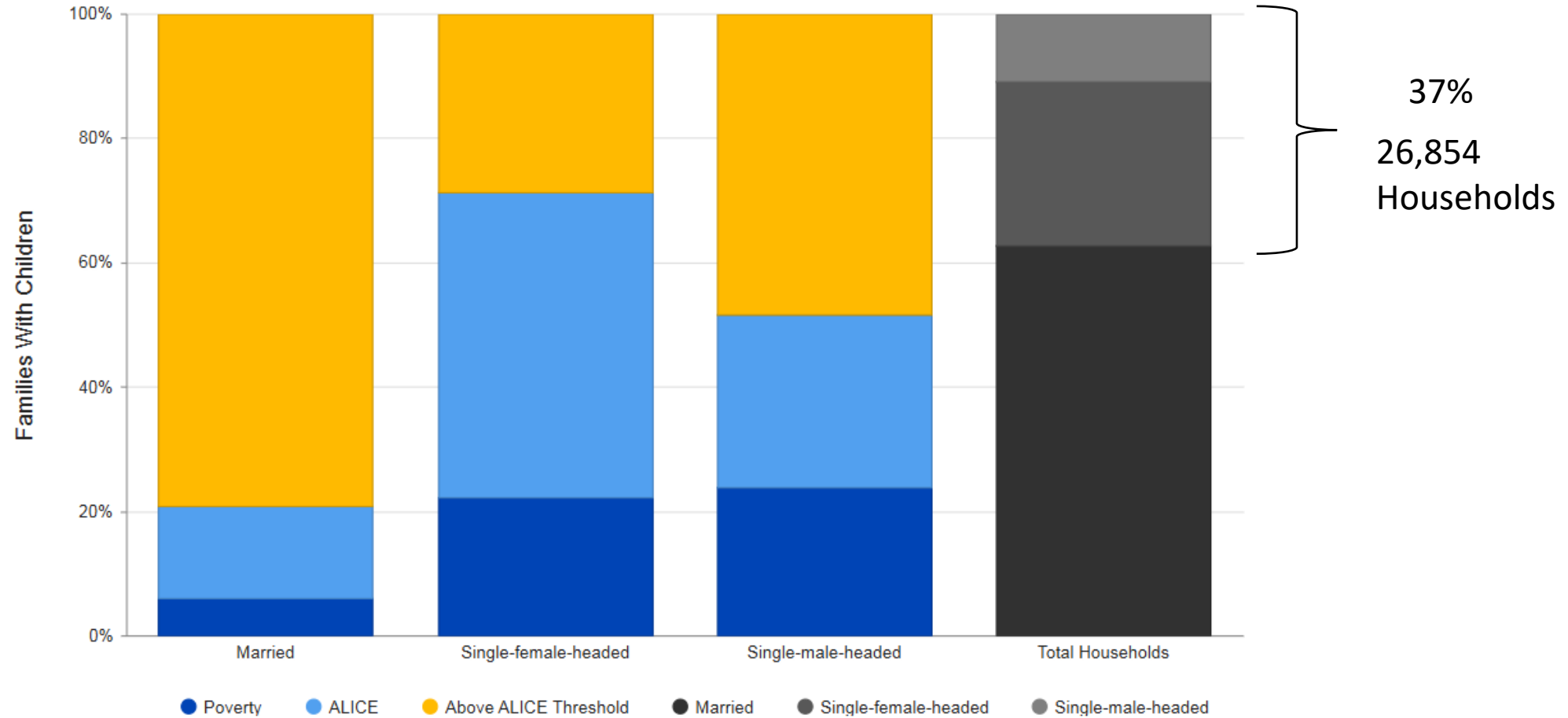
# Pinellas County also has varying rates of ALICE populations:

Zip Code	% Below ALICE Threshold
33763	59%
33709	61%
33714	64%
33712	57%



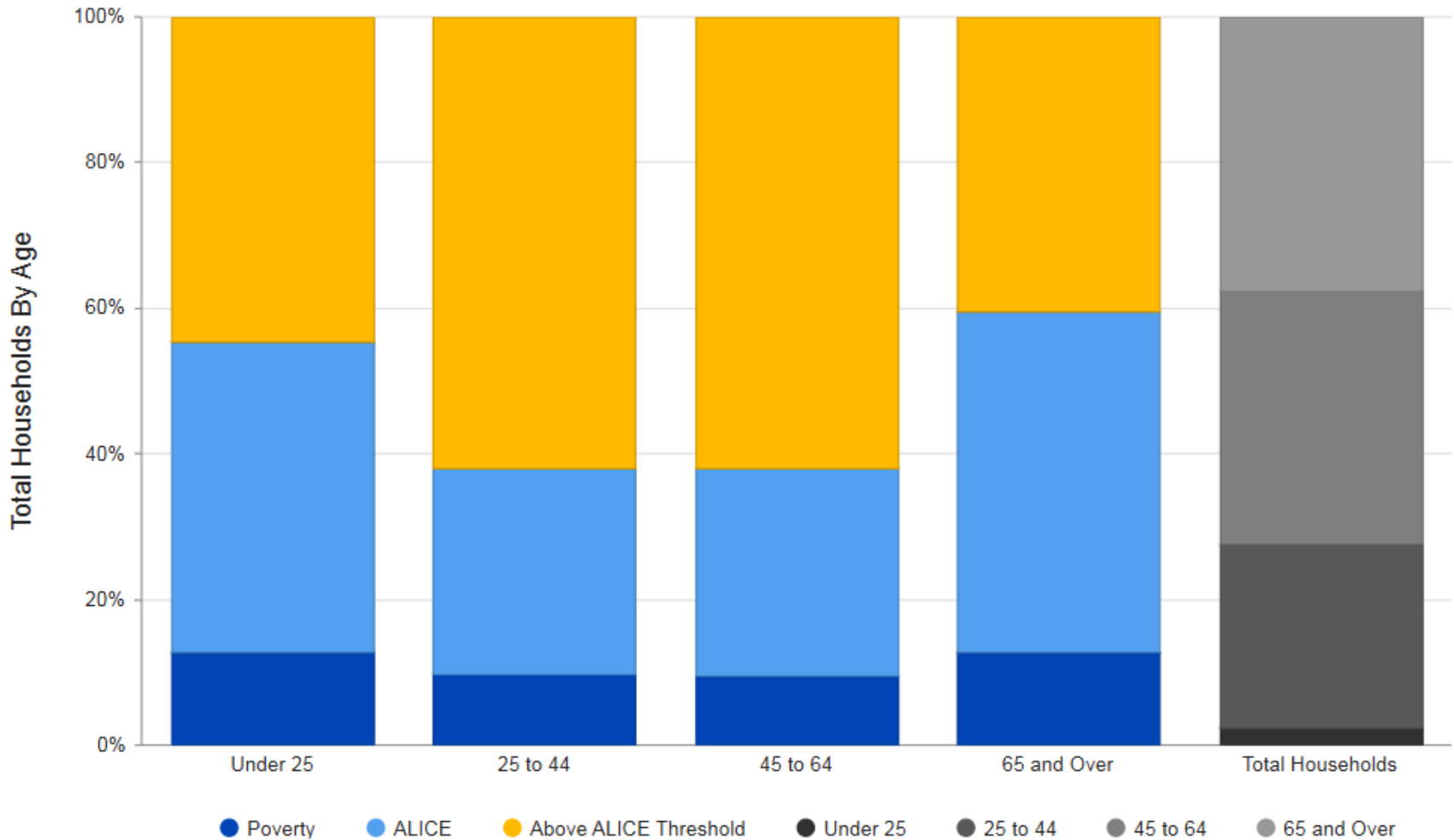
Single headed families (especially single female-headed households) struggle significantly more than married groups.

**Families With Children, Pinellas County, Florida, 2023**



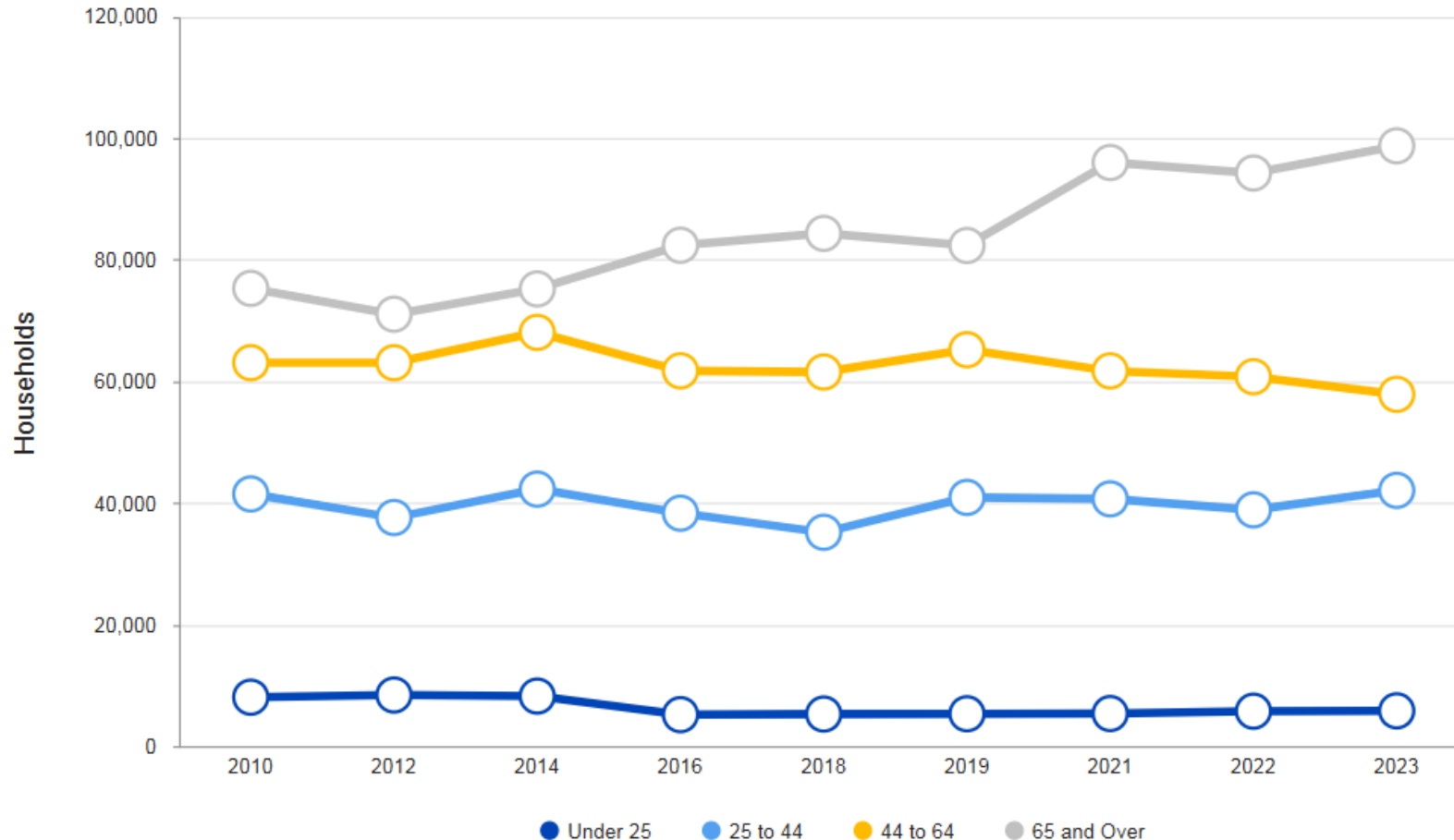
Households aged under 25 struggle significantly, but there are not many of these households. Over 65 struggle next most, and there are a lot of them.

Households by Age, Pinellas County, Florida, 2023



Our senior communities (aged 65+) have seen a 20% increase in the number of households below the ALICE threshold, the highest increase of any age range.

**Households by Age Over Time, Pinellas County, Florida, 2023**



○ So how do we  
respond?



- Bring together partners from all areas to support households hit hardest
- Reinforce our efforts around supporting the Education, Financial Security and Community Resiliency
- Educate and advocate about the real magnitude of those in need
- Continue to advocate and advance practices that help people have enough to get by



# ○ Questions?