



Purpose

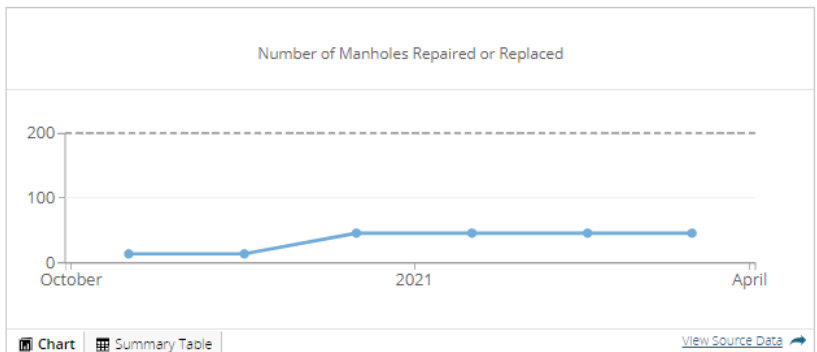
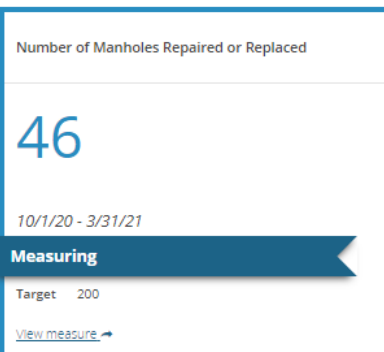
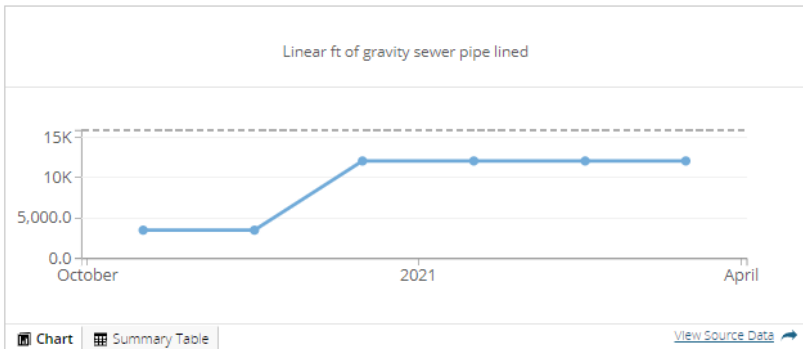
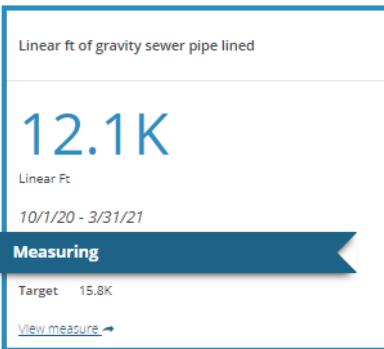
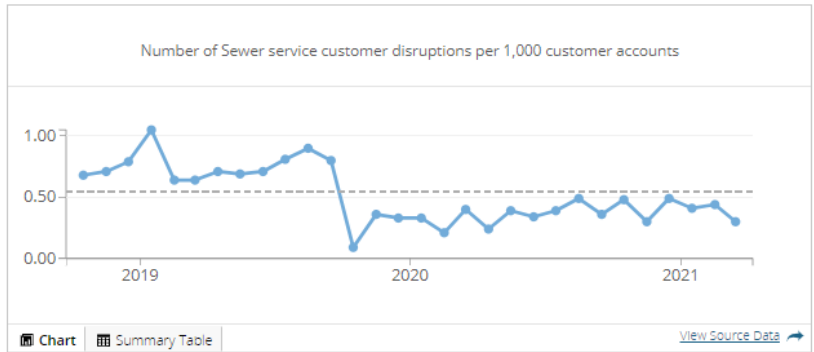
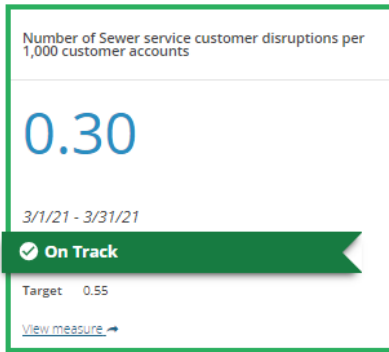
Pinellas County Utilities (PCU) distributes clean drinking water, collects and treats wastewater, and delivers reclaimed water to Pinellas County residents and visitors. PCU operates and maintains two wastewater treatment facilities and one water treatment facility to provide services to over 113,000 water customers, over 84,000 sewer customers, and over 23,000 reclaimed water customers.

For additional information please visit: <http://www.pinellascounty.org/utilities/default.htm>

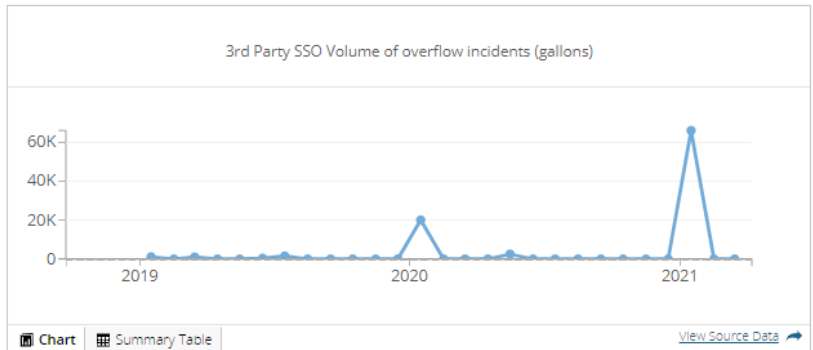
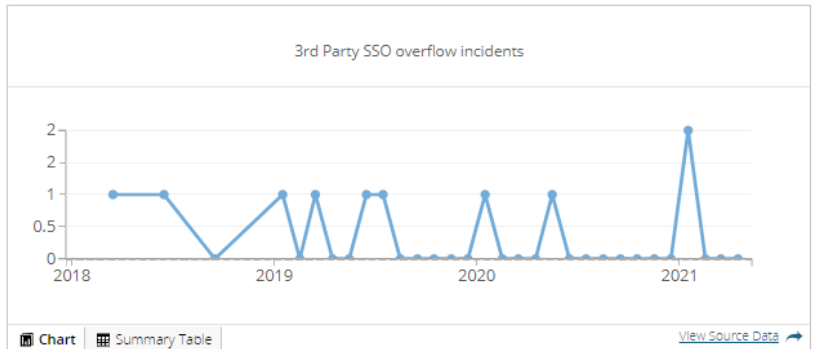
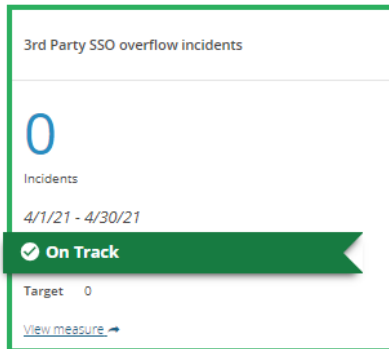
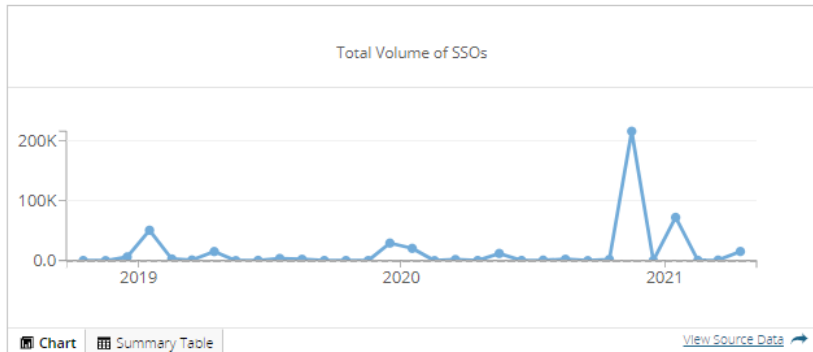
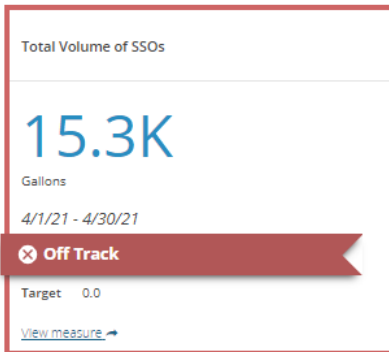
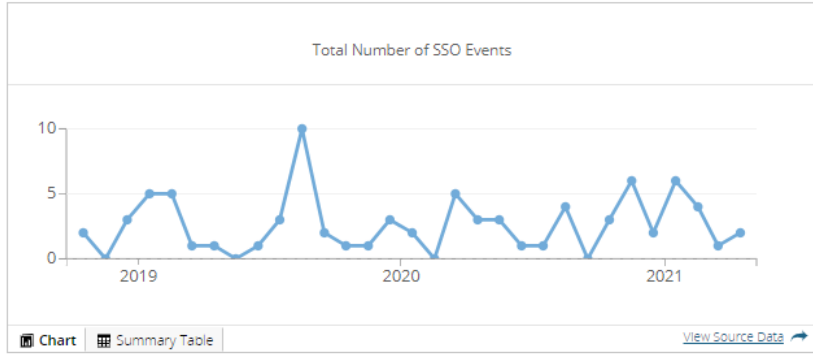
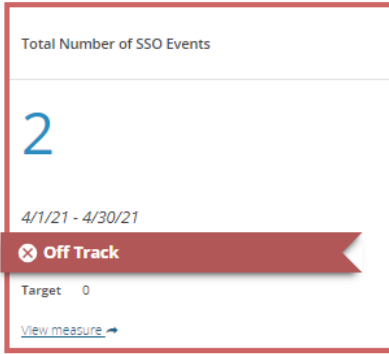


Sewer Program

The Sewer Budget Program provides for the treatment, disposal or reuse of wastewater from over 83,000 accounts in an environmentally responsible manner in compliance with the Clean Water Act and Florida Administrative Code.



Attachment 1



Attachment 1

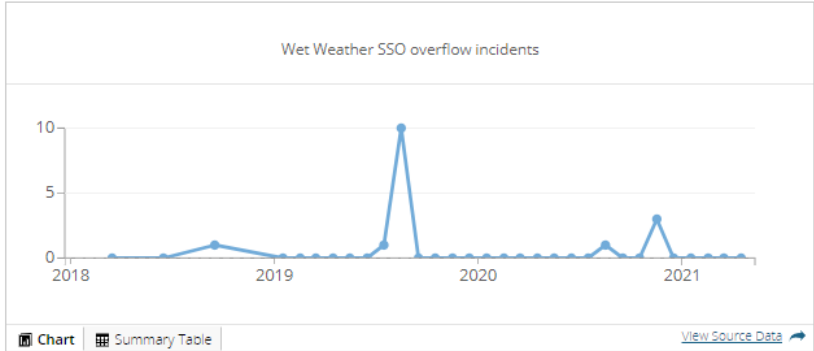
Wet Weather SSO overflow incidents

0
Incidents
4/1/21 - 4/30/21

On Track

Target 0

[View measure](#)



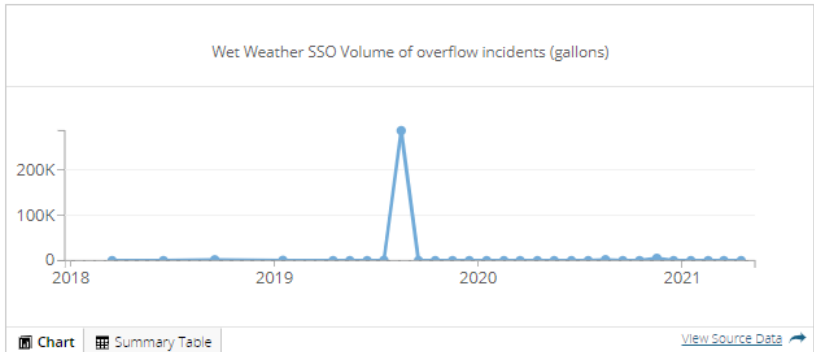
Wet Weather SSO Volume of overflow incidents (gallons)

0
Gallons
4/1/21 - 4/30/21

On Track

Target 0

[View measure](#)



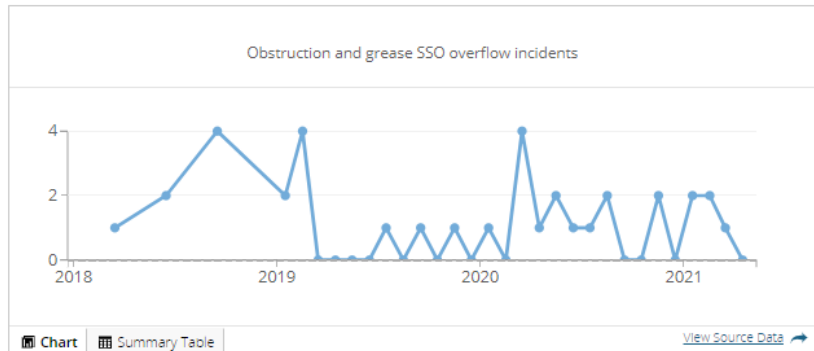
Obstruction and grease SSO overflow incidents

0
Incidents
4/1/21 - 4/30/21

On Track

Target 0

[View measure](#)



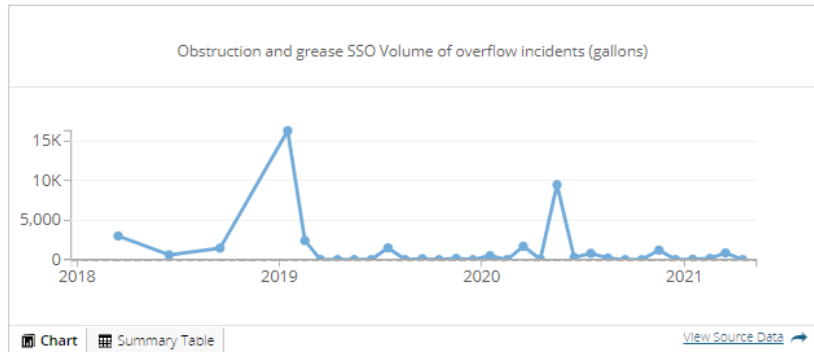
Obstruction and grease SSO Volume of overflow incidents (gallons)

0
Gallons
4/1/21 - 4/30/21

On Track

Target 0

[View measure](#)



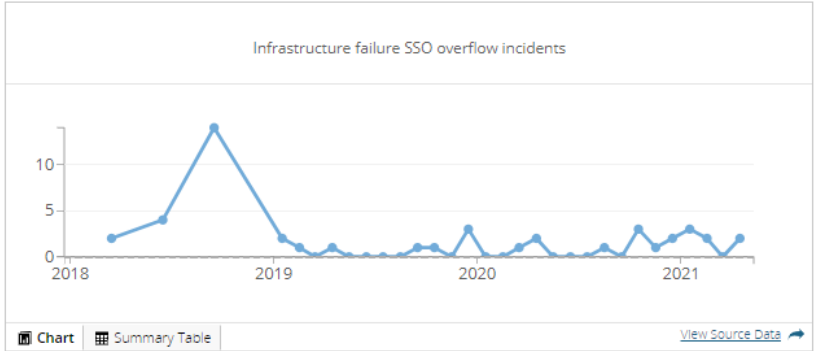
Infrastructure failure SSO overflow incidents

2
Incidents
4/1/21 - 4/30/21

Off Track

Target 0

[View measure](#)



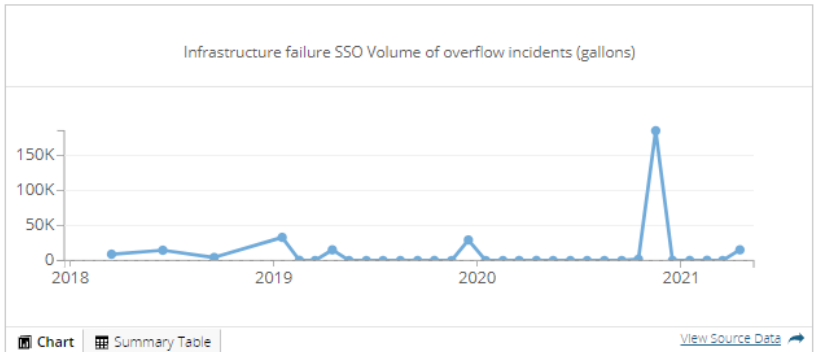
Infrastructure failure SSO Volume of overflow incidents (gallons)

15.3K
Gallons
4/1/21 - 4/30/21

Off Track

Target 0

[View measure](#)



Design a Regional Resource Recovery Facility

6
Percent Complete
4/1/21 - 4/30/21

On Track

Target 10 August 2021

[View measure](#)

Implement Wastewater Collection System Management Program

2
Percent Complete
4/1/21 - 4/30/21

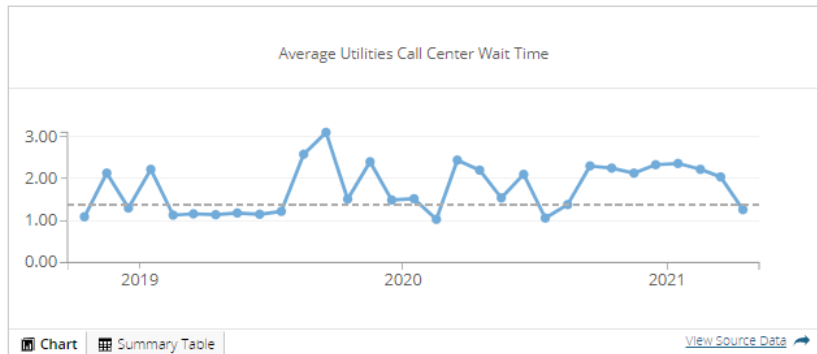
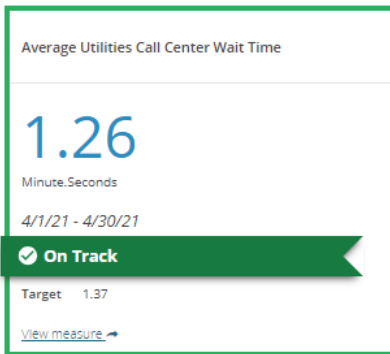
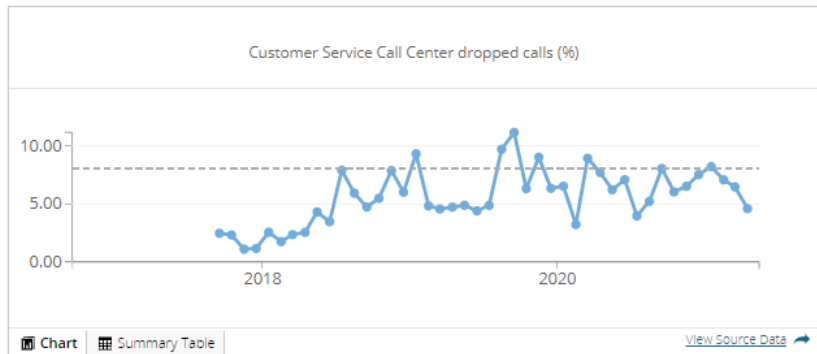
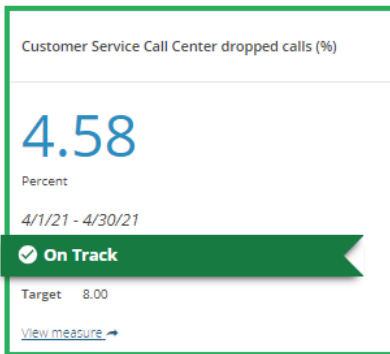
On Track

Target 10 December 2021

[View measure](#)

Water Program

The Water Budget Program provides drinking water to more than 113,000 retail and wholesale accounts in compliance with the Safe Drinking Water Act and Florida Administrative Code.



Number of Water service customer disruptions per 1,000 customer accounts

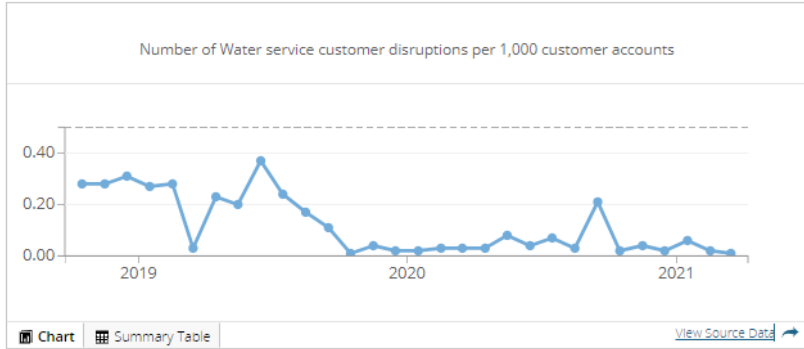
0.01

3/1/21 - 3/31/21

On Track

Target 0.50

[View measure](#)



Implement Advanced Metering Infrastructure (AMI) Meter Contract

6

Percent Complete

4/1/21 - 4/30/21

On Track

Target 10 November 2021

[View measure](#)

Update the Water System Master Plan

76

Percent Complete

4/1/21 - 4/30/21

On Track

Target 90 April 2021

[View measure](#)

Update the Water, Sewer and Reclaimed Water Policy

66

Percent Complete

4/1/21 - 4/30/21

On Track

Target 100 September 2021

[View measure](#)



Complete WE Dunn Master Plan

Ended

100

Percent Complete

9/1/20 - 9/30/20

Initiative Completed

[View measure](#)

Conduct a Water System Risk and Resiliency Assessment

Ended

100

Percent Complete

4/1/20 - 4/30/20

Initiative Completed

[View measure](#)