


Updating the Strategic Plan for FY25-FY30



Office of Management and Budget

Aubrey Phillips

Strategic Planning and Performance Manager



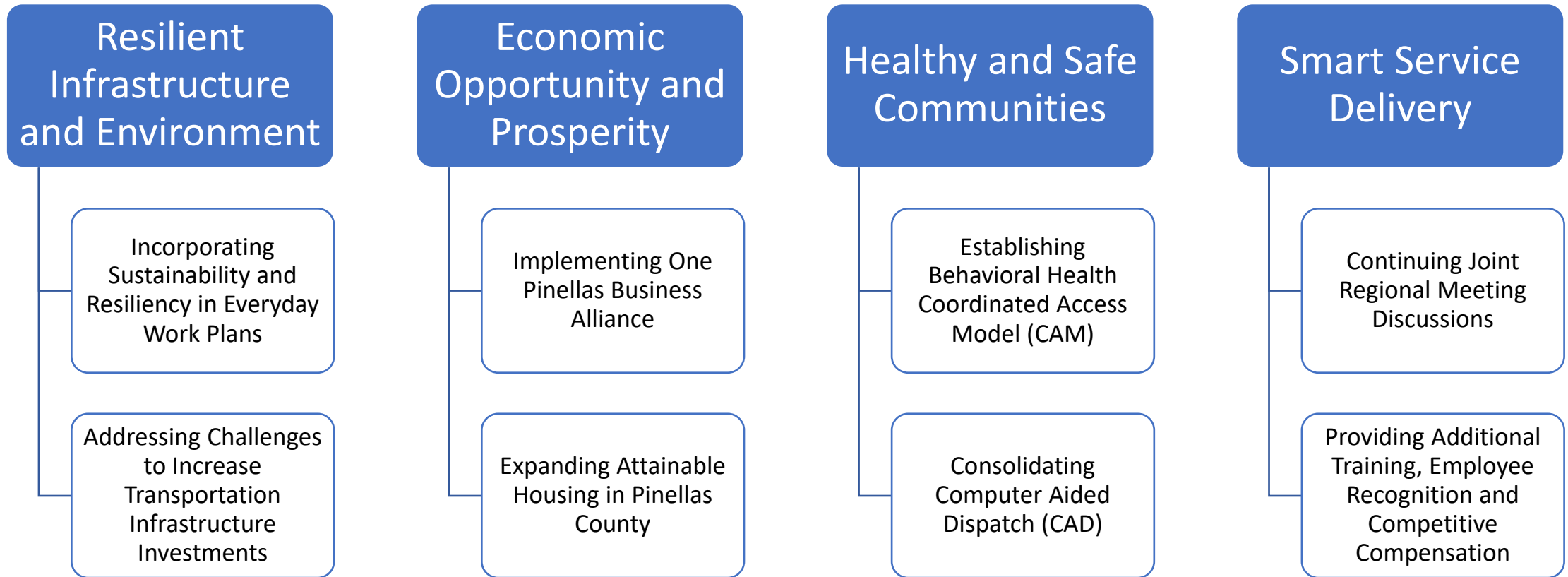
Our Vision: To Be the Standard for Public Service in America



What We're Hearing

- **Results are on par with peers and historical data**
- **Natural resources, transportation, utilities are important community assets needing investment**
- **Positivity around economic vibrancy tempered by lower ratings for the availability of quality housing**
- **Favorable ratings of health and safety factors despite relatively lower feelings of safety from natural disasters**

What We're Doing – Strategic Initiatives



Updated Recommendations

Vision

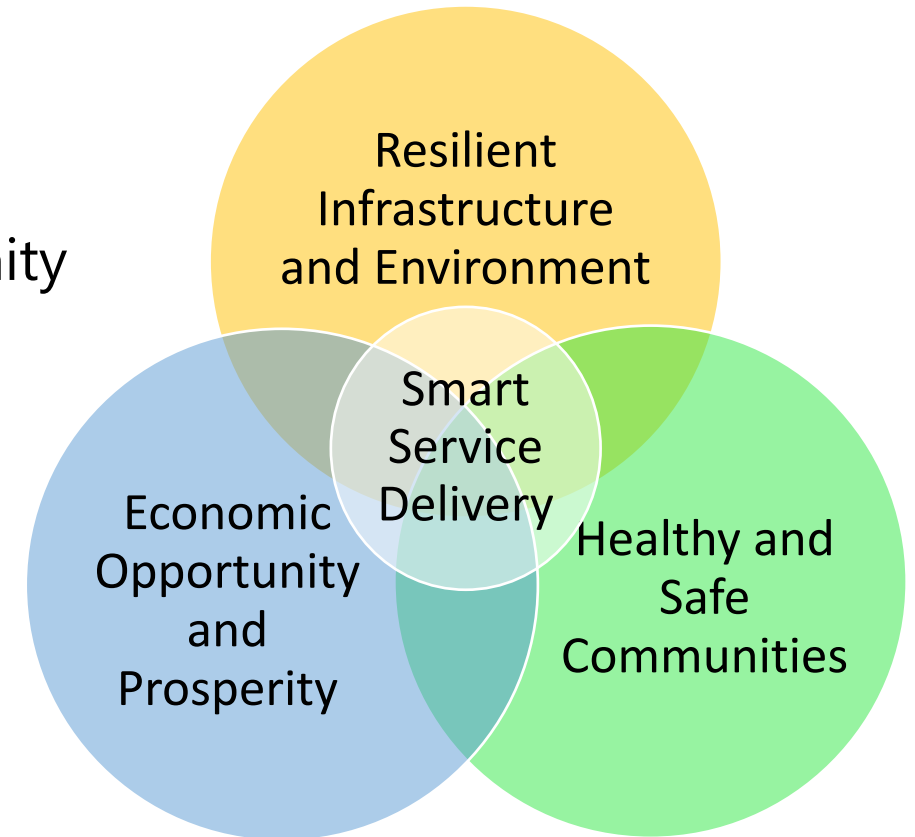
To Be the Standard for Public Service in America

Mission

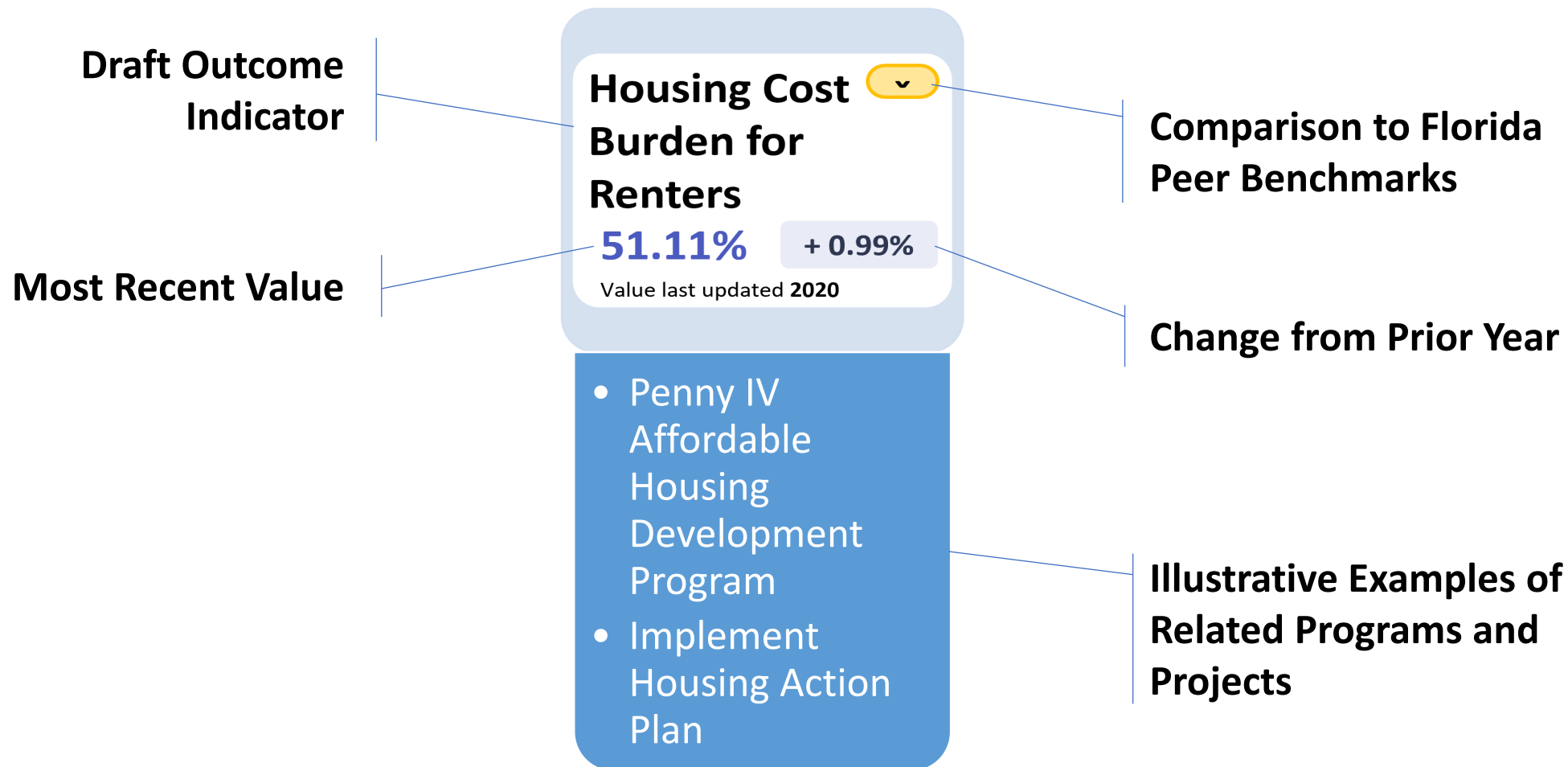
Meeting the needs and concerns of the community today and tomorrow

Key Results

- Economic Opportunity and Prosperity
- Healthy and Safe Communities
- Resilient Infrastructure and Environment
- Smart Service Delivery



Legend for Draft Outcome Indicators



Economic Opportunity and Prosperity



Housing Cost Burden for Renters



51.11% + 0.99%

Value last updated 2020

Residents in Poverty



11.59% - 0.63%

Value last updated 2020

Jobs per Working Age Resident



0.71 + 0.01

Value last updated 2020

GDP per Capita



\$56,478 + \$2,598

Value last updated 2019

Businesses per 1,000 Residents



30.83 + 0.3

Value last updated 2020

- Penny IV Affordable Housing Development Program
- Implement Housing Action Plan

- Study Food Access in Underserved Pinellas
- Community Vitality and Improvement Program

- Industry Development Program
- Economic Development Incentive Grants Program

- Prepare Economic Development Strategic Plan
- Analyze Sports and Events Facilities

- Implement One Pinellas Business Alliance
- Develop the Tampa Bay Innovation Center Incubator

Resilient Infrastructure and Environment



Traffic Volume



per meter of major roadways

594.64 + 250.86

Value last updated 2021

Travel Time to Work



average minutes

24.38 - 0.15

Value last updated 2020



Population within Half Mile of Park



48% + 2%

Value last updated 2015



Natural Hazards Risk Index



99.2

Value last updated 2021

- Execute State Road 60 Smart Corridor Project
- Intersection improvements

- Advanced Traffic Management System Master Plan
- Pinellas Connected Community Project

Infrastructure Report Card Score

- Implement a Sidewalk Maintenance Program
- Streets and Bridges Program

- Countywide Parks Projects
- Environmental Conservation Projects

Beach and Surface Water Quality

- Floodplain Management Program
- Reducing Infiltration, Inflow, and Overflows

- Complete Vulnerability Assessment Standards
- Implement Traffic Signal Mast Arm Hardening

Healthy and Safe Communities

Drug Overdose Deaths

per 100,000 population

61.7 + 2.4

Value last updated **2022**

Public Shelter Capacity

per 100,000 population

90.0% + 21%

Value last updated **2022**

Adults with Good Physical Health -

85%

Value last updated **2021**

Fatal Motor Vehicle Crashes -

per 100,000 residents

10.7 + 1.5

Value last updated **2019**



- Implement Opioid Mitigation
- Establish Coordinated Access Model
- Quick Response Teams (QRT)

- Coordinate Comprehensive Emergency Management Plan
- Conduct Hurricane Season Education and Outreach

- Implement Street Medicine Pilot
- Implement Multi-Phase Bayside Clinic Expansion Project

- EMS First Responders Program
- EMS Ambulance Program
- Regional 9-1-1 Program

Premature Deaths

- Building Permits and Contractor Licensing
- Mosquito Control
- Rabies Vaccination and Licensing

Smart Service Delivery



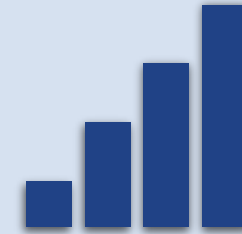
Countywide Energy Use

- Fleet Fuel Management Program
- Implement Vehicle and Equipment Global Positioning System (GPS) Program
- Conduct County Space Study and Analysis



Satisfaction per Budget Dollar

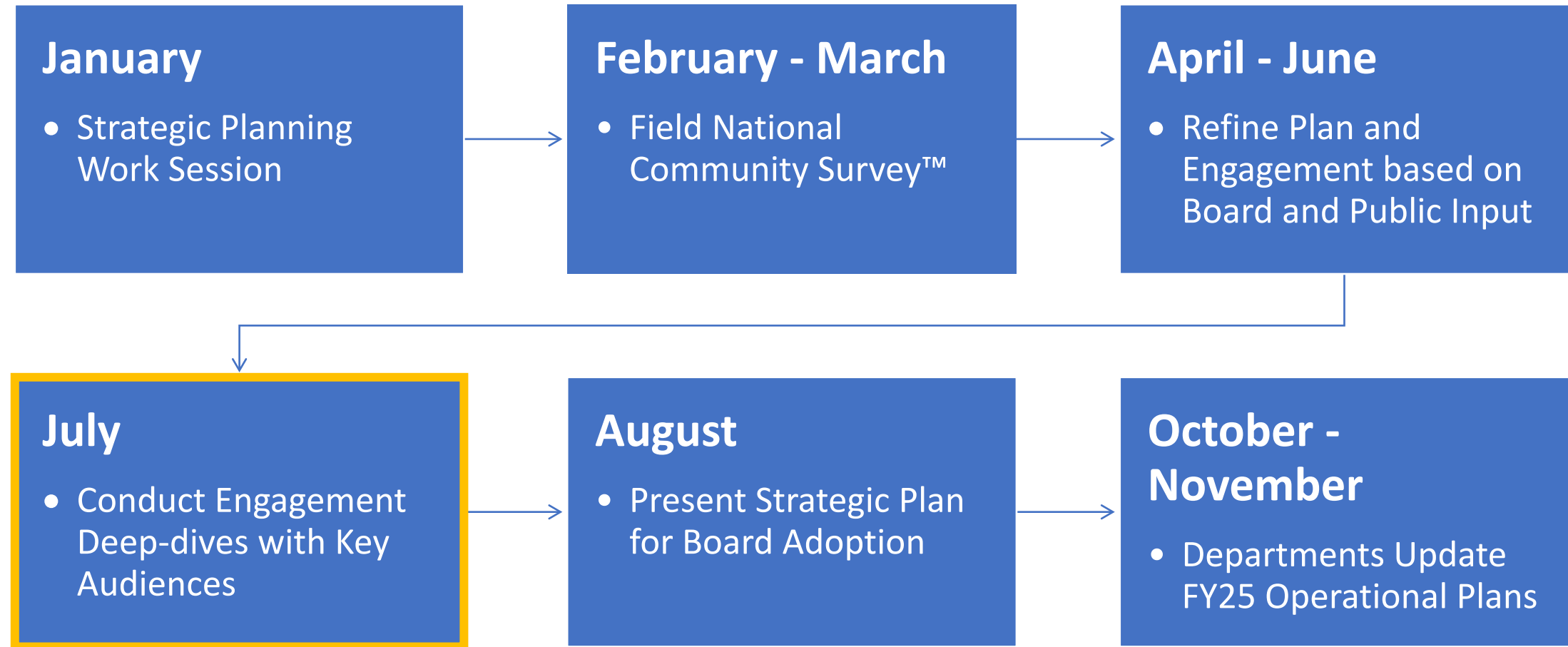
- Develop Public Participation Training and Guidelines
- Guide American Rescue Plan Act Funding to Completion
- Penny for Pinellas



Programs Meeting Defined Level of Service

- Enhance Building and Development Permit Technology
- Implement Park Mobile Parking Technology
- Implement Advanced Metering Infrastructure

Timeline



**Learn and engage at:
pinellas.gov/strategic-plan**

www.pinellas.gov

Our Vision: To Be the Standard for Public Service in America

