




Doing Things!

Paving Program





Paving Program

■ Pinellas County's Strategic Plan

- Goals and Strategies

- Ensure Public Health, Safety, and Welfare**

- 2.1 Provide planning, coordination, prevention, and protective services to ensure a safe and secure community

- 2.5 Enhance pedestrian and bicycle safety

- Practice Superior Environmental Stewardship**

- 3.1 Implement green technologies and policies where practical

- Foster Continual Economic Growth and Vitality**

- 4.2 Invest in communities that need the most


- 4.4 Invest in infrastructure to meet current and future needs

- 4.5 Provide safe and effective transportation systems to support the efficient flow of motorists, commerce, and regional connectivity

- Deliver First Class Services to the Public and Our Customers**

- 5.2 Be responsible stewards of the public's resources

- 5.3 Ensure effective and efficient delivery of county services and support



Pavement Preservation Program

- Includes **All Paved Roads Countywide** Maintained by Pinellas County
 - Arterials
 - Collectors
 - Local Roads
- **1,097 Centerline Miles**
- **Pavement Condition Index (PCI) – Every 3 Years**
- **PCI Range is Between 0 and 100**
- **Goal is a Countywide PCI of 70**

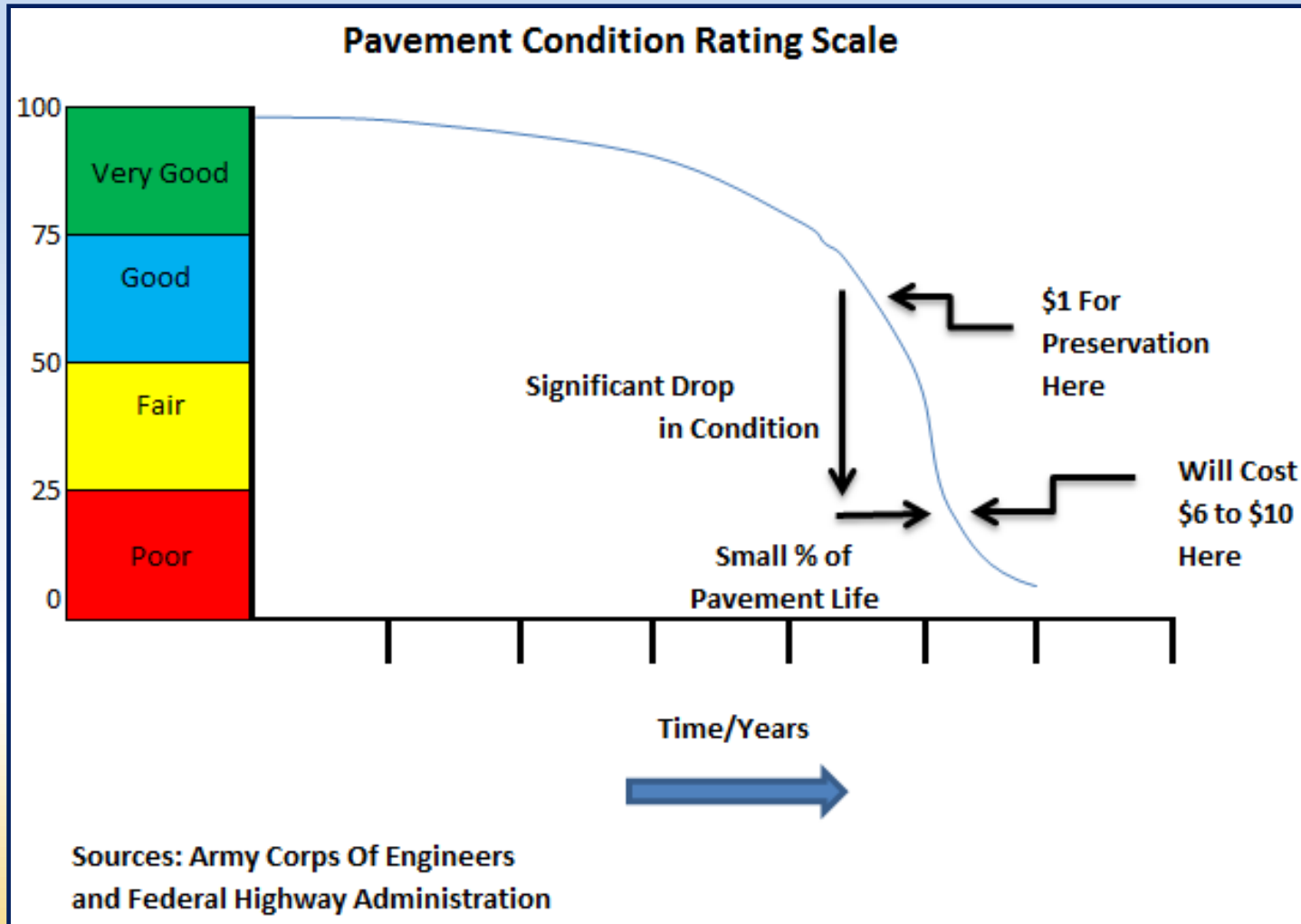
Countywide Pavement Preservation Program


- **Funding:**
 - FY05-06 \$1.3M
 - FY07-09 \$2.0M
 - FY10 \$3.0M
 - FY11 \$8.5M
 - FY12 \$5.5M
 - FY13 \$6.5M
 - FY14-17 \$7M
 - FY18 \$5.7M
 - FY19 \$4M

Includes ADA prep work and paving



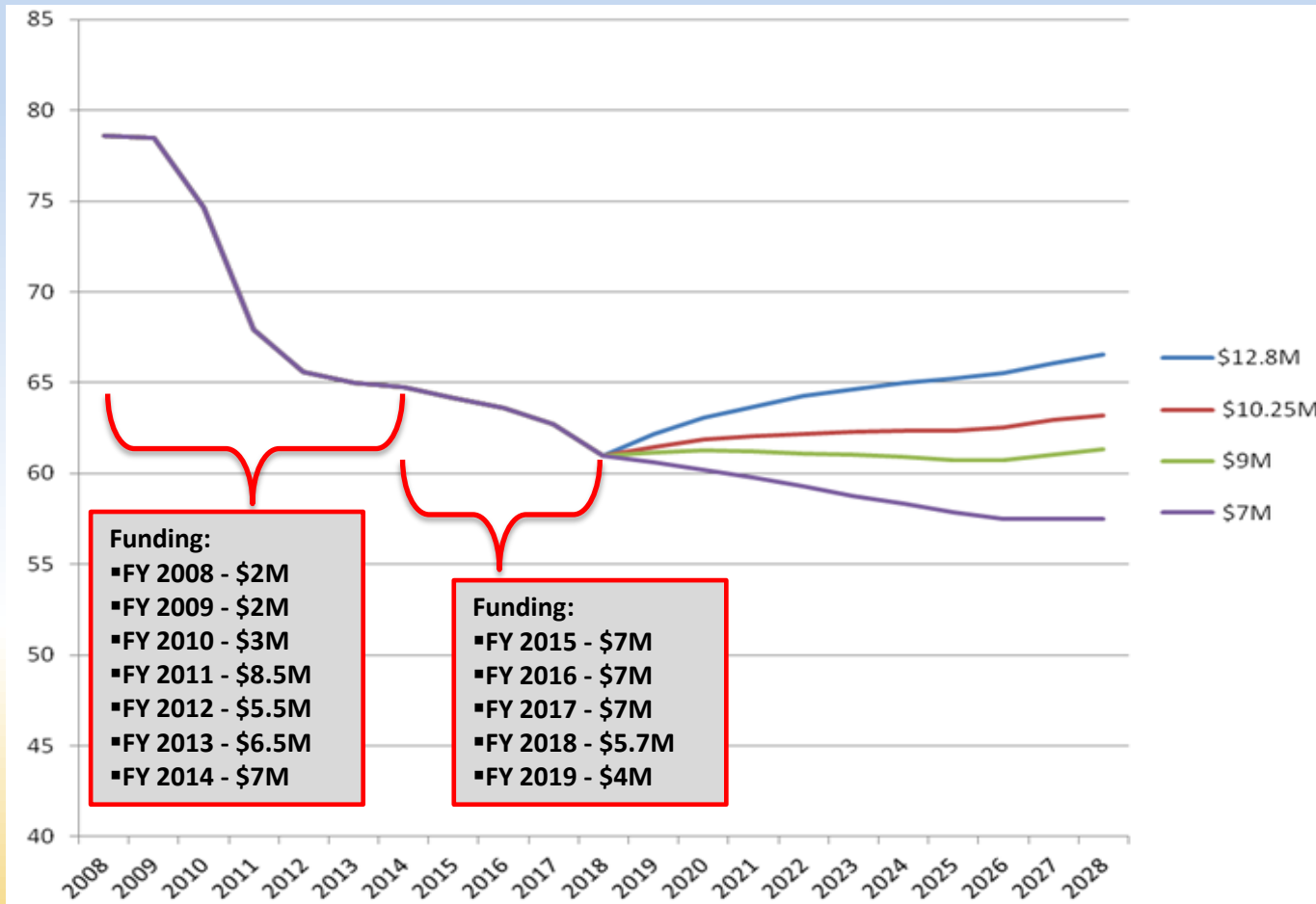
Pavement Preservation Program





Pavement Preservation Program

Funding Impact on PCI



MSTU Paving Program

- History of Funding
 - Established in 2004
 - Suspended in 2010
 - Re-Established in 2014




Municipal Services Taxing Unit (MSTU) Roadway Program

- Funding:
 - FY05 \$1.2M
 - FY06 \$750K
 - FY07 \$1.5M
 - FY08 \$1.1M
 - FY09 \$1.1M
 - FY10-14 **Suspended**
 - FY14 \$650k
 - FY15 \$650k

MSTU Paving Program


- Roadway Categories
 - Category I: Minimal Engineering or Prep Work. **100% Completed.**
 - Category II: Requires Widening, Engineering, Prep Work, and Permitting. **30% Completed.**
 - 12.8 Centerline Miles (132 Segments)
 - \$943k per Centerline Mile
 - Category III: Requires Extensive Engineering, Permitting, Utility Coordination, and Possible ROW. **0% Completed.**
 - 9.2 Centerline Miles (82 Segments)
 - \$2.9M per Centerline Mile
 - Other: Requires Extensive Engineering, Permitting, Utility Coordination, and Possible ROW. **0% Completed**
 - 9 Centerline Miles (76 Segments)
 - \$2.9M per Centerline Mile
- Total Cost to Complete Program: \$64.7M
- Time to Complete Program At Current Funding Level: 100 years



MSTU Paving Program

- Includes Chipped Asphalt Segments
- 22 Centerline Miles
- Do Not Meet County Standards

- **Other (Not Funded/Not Programmed):**
 - Shell Roads, Dirt Roads
 - 9 Centerline Miles




MSTU Paving Program

■ Current Prioritization Criteria with Proposed Changes*:

- Benefit
 - Number of Residences Served
 - Through Street Connection
 - **Traffic Counts**
 - **Safety Impacts**
 - **Emergency Access/ Evacuation**
- Road Condition:
 - Maintenance History
 - ~~Width~~
 - ~~Utility Conflicts~~
- Drainage:
 - Adequate Outfall
 - Ease of Design and Construction
 - Cost Factor
- Right-of Way
 - ~~Enclave / Potential Annexation~~

* Red Text denotes the proposed changes.
Proposed Criteria will include 'Other' Roads



Paving Program

- **Next Steps...**
 - **Funding levels for Pavement Preservation and MSTU Paving Program**
 - **Incorporate the 'Other Roads' into Paving Program**
 - **Penny IV**