

TABLE OF CONTENTS

PAGE

Appendices

Budget Calendar.....	K-1
Budget Policies.....	K-3
Basis of Accounting.....	K-7
Fund Accounting/ Types/ Relationships.....	K-9
Bonded Debt Comparison.....	K-11
Forward Pinellas Budget.....	K-13
Community Profile.....	K-15
Countywide Grants at a Glance Report.....	K-26
User Fees.....	K-32
User Fee Summary of Changes.....	K-87
Glossary.....	K-104
Location Map.....	K-110



FY23 BUDGET TIMETABLE

Date 2022	Day	Time	Meeting	Activity
Jan 6	Thu	9:30 a.m.	BCC W/S	BCC Work Session/Agenda Briefing
Jan 7	Fri	9:00 a.m.		FY23 Budget Kickoff Meeting. Budget Guidelines published.
Jan 11	Tue	9:30 a.m.	BCC Mtg	BCC Regular Meeting
Jan 18	Tue	9:30 a.m.	BCC W/S offsite	BCC Work Session - Strategic Planning Session
Jan 25	Tue	2:00 p.m.	BCC Mtg	BCC Regular Meeting. 6:00 p.m. Public Hearing
Feb 3	Thu	9:30 a.m.	BCC W/S	BCC Work Session/Agenda Briefing
Feb 8	Tue	9:30 a.m.	BCC Mtg	BCC Regular Meeting
Feb 17	Thu	9:30 a.m.	BCC W/S	BCC Work Session/Agenda Briefing.
TBD	TBD		BCC Mtg	Proposed Joint BCC/Federal Delegation Meeting
Feb 22	Tue	2:00 p.m.	BCC Mtg	BCC Regular Meeting, 6:00 p.m. Public Hearing
Feb 28	Mon			FY23 Budget Submissions due to OMB (except Constitutional Officers)
Mar 3	Thu	9:30 a.m.	BCC W/S	BCC Work Session/Agenda Briefing
Mar 8	Tue	2:00 p.m.	BCC Mtg	BCC Regular Meeting, 6:00 p.m. Public Hearings
April/May			County Admin Meetings	FY23 County Admin Budget Submission Review with Departments and Agencies
Apr 7	Thu	9:30 a.m.	BCC W/S	BCC Work Session/Agenda Briefing
Apr 12	Tue	9:30 a.m.	BCC Mtg	BCC Regular Meeting
Apr 21	Thu	9:30 a.m.	BCC W/S	BCC Work Session/Agenda Briefing
Apr 26	Tue	2:00 p.m.	BCC Mtg	BCC Regular Meeting, 6:00 p.m. Public Hearings
May 1	Sun			Budget Submissions for Constitutional Officers due to OMB
May 5	Thu	9:30 a.m.	BCC W/S	BCC Work Session/Agenda Briefing
May 10	Tue	2:00 p.m.	BCC Mtg	BCC Regular Meeting
May 19	Thu	9:30 a.m.	BCC W/S	BCC Work Session/Agenda Briefing
May 24	Tue	2:00 p.m.	BCC Mtg	BCC Regular Meeting, 6:00 p.m. Public Hearings
Jun 1	Wed			Property Appraiser Provides the Estimates of Taxable Values
Jun 2	Thu	9:30 a.m.	BCC W/S	BCC Work Session/Agenda Briefing.
Jun 7	Tue	9:30 a.m.	BCC Mtg	BCC Regular Meeting.
Jun 15	Wed	9:30 a.m.	BCC BIS	Budget Information Sessions with BCC Departments and Agencies.Detailed Schedule TBD. Forecast Presentation.
Jun 16	Thu	9:30 a.m.	BCC BIS	Budget Information Sessions with BCC Departments and Agencies.Detailed Schedule TBD.
Jun 17	Fri	9:30 a.m.	BCC BIS	Budget Information Sessions with BCC Departments and Agencies.Detailed Schedule TBD.
Jun 21	Tue	2:00 p.m.	BCC Mtg	BCC Regular Meeting, 6:00 p.m. Public Hearings
Jun 22	Wed	9:30 a.m.	BCC BIS	Budget Information Sessions with BCC Departments and Agencies.Detailed Schedule TBD.
Jun 23	Thu	9:30 a.m.	BCC BIS	Budget Information Sessions with BCC Departments and Agencies.Detailed Schedule TBD.
Jun 24	Fri	9:30 a.m.	BCC BIS	Budget Information Sessions with BCC Departments and Agencies.Detailed Schedule TBD.
Jul 1	Fri			Property Appraiser Certifies Preliminary Tax Roll
Jul 14	Thu	9:30 a.m.	BCC W/S	BCC Work Session/Agenda Briefing.
Jul 19	Tue	2:00 p.m.	BCC Mtg	BCC Regular Meeting - County Administrator presents FY23 Proposed Budget; 6:00 p.m. Public Hearings
Jun 28	Tue	9:30 a.m.	BCC W/S	BCC Work Session/Agenda Briefing.
Aug 2	Tue			Property Appraiser is notified of proposed millage rates for development of TRIM notices
Aug 2	Tue	9:30 a.m.	BCC Mtg	BCC Regular Meeting. Feedback regarding FY23 Proposed Budget.
Aug 11	Thu	9:30 a.m.	BCC W/S	BCC Work Session/Agenda Briefing.
Aug 16	Tue	9:30 a.m.	BCC Mtg	BCC Regular Meeting, 6:00 p.m. Public Hearings
Aug 22	Mon			TRIM notices mailed to all property owners

Date 2022	Day	Time	Meeting	Activity
Sep 1	Thu	9:30 a.m.	BCC W/S	BCC Work Session/Agenda Briefing
Sep 6	Tue			Tentative FY23 Budget posted to County website
Sep 8	Thu	2:00 p.m.	BCC PH	BCC Regular Meeting, 6:00 p.m. Public Hearings - 1st Public Hearing – BCC adopts tentative FY23 millage rates and budgets
Sep 15	Thu	9:30 a.m.	BCC W/S	BCC Work Session/Agenda Briefing
Sep 18	Sun			Advertisement of Budget Public Hearing Notice and Budget Summary in newspaper
Sep 22	Thu	2:00 p.m.	BCC PH	BCC Regular Meeting, 6:00 p.m. Public Hearings - 2nd Public Hearing – BCC adopts final FY23 millage rates and budgets
Sep 25	Sun			Distribute Adopted Resolutions to Property Appraiser, Tax Collector, State Department of Revenue
Oct 1	Sat			FY23 Begins
Oct 3	Mon			Final Taxable Value (DR-422) Received from Property Appraiser prior to Extension of Rolls
Oct 6	Thu	9:30 a.m.	BCC W/S	BCC Work Session/Agenda Briefing
Oct 6	Thu			Return Form DR-422 to Property Appraiser within 3 days of receipt
Oct 11	Tue	9:30 a.m.	BCC Mtg	BCC Regular Meeting
Oct 15	Sat			Office of Economic and Demographic Research data submission
Oct 21	Fri			Final Budget Posted to County's Official Website; Certify Compliance with Sections 200.065 and 200.068, Florida Statutes, to Department of Revenue

BUDGET POLICIES

Pinellas County budget policy guidelines are based on the Government Finance Officers Association (GFOA) and the National Advisory Council on State and Local Budgeting Practice adopted, best practices. The policies below outline and reflect those best practices.

General Fund Reserve (Ending Balance)

The General Fund Reserve (Ending Balance) should be budgeted at a level of no less than 15.0% of total revenues. The Governmental Accounting Standards Board (GASB) has defined the following categories for fund balances:

- Non-spendable Fund Balance – amounts that are not in spendable form (such as inventory and prepaid expenses) or are required to be maintained intact
- Restricted Fund Balance – amounts constrained to specific purposes by external providers (such as grantors, bondholders, and higher levels of government)
- Unrestricted Fund Balance – amounts that are not Non-spendable or Restricted are defined as unrestricted and divided into three categories:

Committed, Assigned, and Unassigned

- **Committed Fund Balance** – amounts constrained to specific purposes by the Board of County Commissioners (BCC). To be reported as committed, amounts cannot be used for any other purpose unless the BCC approves a change by Board Budget Amendment.
 - Reserve for Contingencies shall be budgeted at a minimum of 5.0% operating expenditures. The total amount shall not exceed 10.0% of total appropriations pursuant to Florida Statute 129.01.
 - May be used, with BCC approval, for unanticipated expenditures or to address revenue shortfalls.
- **Assigned Fund Balance** – amounts the County intends to use for a specific purpose. Intent can be expressed by the BCC or recommended by the County Administrator. Less formality is necessary to impose, remove, or modify assigned fund balance.
 - The Reserve - Fund Balance shall be budgeted in the following categories
 - Cash Flow Reserve:
 - Budgeted at a minimum of one-twelfth of budgeted revenue
 - May be used for any authorized expenditure, including supplementing the Disaster Response Reserve
 - Encumbered Contracts Reserve:
 - Calculated as the average month-end value of outstanding encumbrances over a preceding twelve-month period
 - May be used for any authorized expenditure, including supplementing the Disaster Response Reserve
 - Disaster Response Reserve:
 - May be used for any expenditure incurred as the result of an emergency event
 - The total amount budgeted shall not exceed 20.0% of total appropriations pursuant to Florida Statute 129.01.
 - For annual financial reporting purposes, specific amounts for each category in the Reserve - Fund Balance is determined by the County Administrator based on fiscal year end data.
- **Unassigned Fund Balance** – The General Fund, as the principal operating fund of the government, often will have net resources in excess of the categories already described. One reason for this is the Florida Statutes requirement that most revenues are budgeted at 95.0% of the total estimated amount. If there are additional net resources, the surplus is presented as unassigned fund balance. Other funds, by their nature, are established to account for revenues that are expended for specific purposes and therefore do not have unassigned fund balances.
 - General Fund Balance in excess of that which is Non-spendable, Restricted, Committed, and Assigned at the end of the fiscal year shall be designated as Unassigned.
 - Unassigned Fund Balance should be used for non-recurring purposes whenever possible.
 - Preference should be given to expenditures that result in future efficiencies or other cost savings.
 - In the event of severe financial stress resulting from unanticipated revenue decreases or expenditure increases, Unassigned Fund Balance may be used to mitigate the negative impact on public services on a short-term basis.
- **Restoration of General Fund Reserves:**
 - If General Fund Reserves are depleted below the levels established by policy, the County Administrator will develop a plan to restore the balances over time, which requires BCC approval.
 - The restoration plan should include such recommendations for rate or fee adjustments and/or expenditure reductions as may be appropriate.
 - The plan for restoration should be reviewed and updated on an annual basis until the policy level guidelines are achieved.

Other Operating Funds Reserves

- At a minimum, the Reserves (Unrestricted Balance) of Enterprise Funds should be budgeted at a level of 5.0% to 15.0% of regular operating revenues, or no less than one month of operating expenditures.
- Similar Reserve (Unrestricted Balance) amounts should be budgeted in other funds (i.e., one to two months of operating expenditures or an adequate working capital reserve) on a case-by-case basis.
- Fund reserve policy should be linked to a potential increase or decrease of rates/fees if reserve levels reach certain thresholds.

Balanced Budget

- Recurring expenditures should be equal to or less than recurring revenues.
- Annual operating expenditures should be fiscally balanced with revenues or income estimates that can reasonably and normally be projected to be received during the fiscal year.
- Disclosures should be provided when a deviation from a balanced operating budget is planned or when it occurs.
- Anticipate actions to be made to bring the budget into balance if adjustments are needed in the course of a fiscal period.
- Develop a structurally balanced operating budget that requires a balance be maintained between recurring expenditures and revenues over the long term, not just during the current operating period.
- The first year of the Capital Improvement Program (CIP) Six-Year Plan is the basis for actual appropriations and must be balanced when adopting the annual budget.

Long-range Planning

- Develop a financial planning process that assesses long-term financial implications of current and proposed policies, programs, and assumptions and develop appropriate strategies to achieve its goals.
- The forecast should extend at least six years and should be regularly monitored and periodically updated.
- The forecast should include fund forecasts for all significant funds.
- The forecast, along with its underlying assumptions and methodology, should be clearly stated and made available to participants in the budget process.
- Variances between previous forecast and actual amounts should be analyzed and identification made of the factors that influence revenue collections, expenditure levels, and forecast assumptions.

Physical Asset Inventory

- Accurate inventories of all physical assets, their condition, life spans, and cost should be created and maintained to ensure proper stewardship of public property.
- Maintain assets at an acceptable level to protect the County's capital investment and to minimize future maintenance and replacement costs.

Asset Preservation

- Ensure asset preservation encompasses supportive infrastructure (processes and databases), intellectual capacity, and effective use of human capital, as well as physical capital assets.
- Prioritize the inclusion of physical and non-physical asset maintenance in the budget process.

Revenue Diversification

- Encourage revenue diversification to the extent feasible; enhance flexibility within the constraints of available revenue sources (e.g. property tax- diversify the tax base on which the tax is levied).
- Whenever possible, pay general operating expenses from sources other than ad valorem taxes.
- Increase the level of self-support for new program initiatives and enhancements.
- The use of concession and licensing agreements (i.e. vendors operating in County parks) should be encouraged so long as these measures are consistent with the public good.

Fees and Charges

- Where appropriate, fees should be set to recover the direct and indirect costs associated with the service provided.
- County services that provide private benefit should be supported by fees and charges to provide maximum flexibility in the use of general revenues to meet the cost of services of broader public benefit.
- State whether the intention is to recover full or partial costs of providing goods and services.
- If the cost of a good or service is not recovered, then an explanation of the rationale should be provided.
- Charges and fees should be reviewed and updated periodically based on factors such as the impact of inflation, other cost increases, the adequacy of the coverage of costs, and current competitive rates.
- Seek to implement small, incremental increases to fees and charges annually opposed to large increases periodically when justified based on increases in cost of service and other factors.
- Information on charges and fees should be available to the public.

- Enterprise Operating Funds should contribute to the General Fund their proportionate share of the cost of general administrative departments and a payment-in-lieu-of-taxes and other accepted reimbursement approaches as limited by outstanding Bonds or Bond resolutions.
- A review of the cost of service and rate structures for Enterprise operations should be performed on an annual basis.

Use of Grants

- To the degree that grant funds are relied upon to support recurring expenses, a provision should be made to allow expenditure reductions should the grant funding be reduced or eliminated.
- Revenues and expenditures associated with grants should only be budgeted after grant awards or letters of commitment have been received.
- Overhead or indirect costs should be included in all grant proposals where permitted.
- Local discretionary funds should not be relied upon to automatically replace lost grant funds.
- For grants with a required match, evaluate how costs exceeding the total cost estimated in the grant will be funded prior to applying for a grant.

Debt Capacity, Issuance, and Management

- Minimize debt service costs through the judicious use of available debt instruments, consistent with the desirability of maintaining stable current tax rates and distributing the costs of certain long-lived facilities among all users, present and future.
- Define appropriate uses for debt.
- Define the maximum amount of debt and debt service that should be outstanding at any one time (target financial ratios).
- Maintain a high credit rating while making attempts to strengthen credit rating; identify factors and strategies to address them.

Strategic and Work Planning and Performance Management

- Establish work plans to document and track initiatives and projects that are aligned with strategic objectives.
- Where possible and appropriate, define the resources dedicated to each work plan item, and the performance measures the activity seeks to impact.
- Institute meaningful measures of performance efficiency, effectiveness, and outcomes and analyze results.
- Define levels of service and review annually considering identified priorities and any changed conditions that may afford an opportunity to modify the frequency of service and reduce costs.
- Link work plans, performance metrics, and levels of services with the most relevant goal of the County Strategic Plan to organize and structure items.

Operating/Capital Expenditure Budget Formulation and Accountability

- Consider whether programs and services and associated levels of service are mandated or discretionary when evaluating the prioritization of limited resources.
- Seek expenditure reductions whenever possible through efficiencies, reorganization of services, and through the reduction or elimination of programs, policies, and practices that have outlived their usefulness.
- Encourage productivity improvements through training, technology, and incentives.
- Leverage efficiency savings to enable inflationary increases in expenditures without requiring increases in taxes, rates, fees, and other supporting revenues.
- Seek inter-department and inter-agency opportunities to improve efficiency and productivity through sharing resources and other strategies.
- Analyze multi-year expenditure and revenue trends and compare to current - year estimates and new year budget requests.
- Analyze appropriation lapses from prior years and justify continuing appropriations where lapses have been historically experienced.
- Consider outsourced services to manage workload needs that vary over time to minimize long term costs or provide maximum flexibility to accomplish tasks. Create appropriate proficiency measures to be accountable for justifying workloads needs.
- Permanent County positions should support the performance of recurring activities while temporary positions and contract labor should support activities that are not recurring and/or subject to variations in workload.
- Consider an investment in equipment, land or facilities, and other expenditure actions, in the present, to reduce or avoid costs in the future.
- Capital project proposals should include cost estimates that are as complete, reliable, and attainable as possible.
- Prior to undertaking a capital project, all ongoing operation and maintenance costs should be identified and considered as part of the policy discussion.
- For agreements with partners (e.g. – joint participation agreement), evaluate how costs exceeding the total cost

estimated in the agreement will be funded prior to the execution of the agreement.

- Capital Improvement Program (CIP) projects will be submitted, reviewed, and managed through the CIP Project Portfolio Management (PPM) processes.

Internal Service Funds

- Internal Service Funds may be used for allocating the costs of central service functions and for risk financing.
- Cost allocations of central service functions are charged ratably to other funds, departments, and agencies of the primary government. The goals are to measure the full cost of providing the central service and to fully recover that cost through fees and charges.
- Risk financing internal service funds are used to account for all risks of a given type in individual funds of each type. Interfund premiums are charged to other funds to cover both current costs and provide a reserve for anticipated future losses.

BASIS OF ACCOUNTING – FINANCIAL STATEMENTS

The **modified accrual** basis of accounting is utilized for the Governmental Funds. Under this basis, revenues are recognized when they become both measurable and available. "Available" means collectible within the current period and thereafter available to be used to pay liabilities of the current period. Expenditures are generally recognized in the period that the liability is incurred. The exception to this general rule is that expenditures for principal and interest on general long-term debt are recognized when due, and expenditures for compensated absences are recorded when paid.

The **accrual** basis of accounting is utilized for the Proprietary Funds. Under this basis, revenues are recognized in the period earned, and expenses are recognized in the period the liability is incurred. In contrast to Governmental Funds, depreciation is recorded.

Encumbrance accounting commits and reserves appropriations under purchase orders for contracts and other commitments for the expenditure of monies and is employed as an extension of formal budgetary integration. Although encumbrances outstanding at fiscal year-end are carried forward if not canceled, the corresponding budget is not carried forward and must be re-appropriated in the following year if not anticipated in that year's approved budget.

BASIS OF ACCOUNTING – BUDGET

Budgets presented for Governmental Funds are prepared in accordance with generally accepted accounting principles (GAAP), using the modified accrual basis of accounting. Budgets presented for proprietary funds are also prepared using the modified accrual basis of accounting, which is not in accordance with GAAP for proprietary funds. Proprietary fund budgets differ from GAAP in the following areas: depreciation and amortization are not included in budgetary statements since these do not use spendable resources, and payments for debt service and capital outlay are also budgeted to be expensed under the modified accrual basis.

BUDGET PROCESS

The County' budgetary process is governed by Florida Statutes (F.S.) chapters 129 and 200. Chapter 129 sets forth specific requirements for the form and content of county budgets and their execution and amendment. Chapter 200 details the requirements for adoption of local government ad valorem millage rates.

In addition to Florida State Statute, the County Charter and the County Code of Ordinances define the County' budget approval process. It includes additional steps designed to provide the Board of County Commissioners (BCC) and the public with opportunities for early input into budgetary decisions. State law requires that the budget be balanced. Further, there are very specific and detailed rules known collectively as the "Truth in Millage" or "TRIM" law. These rules dictate the approval process for the budget in general, and particularly, property taxes. The TRIM law sets the timetable for the County Property Appraiser to deliver estimated and certified tax rolls to the taxing authorities, including the County. It further requires that tentative millage rate be approved by the County by a certain date; that the Property Appraiser mail notices of proposed taxes (TRIM notices) to all property owners by a certain date; that two public hearings be held within certain specific time periods; and that the County run newspaper advertisements which follow exact specifications for wording, size, and placement prior to the final public hearing. The public hearings must be conducted in accordance with the prescribed format and sequence of BCC actions. This includes the calculation and announcement of "rolled back" millage rates which result in no additional property tax revenue (for comparison purposes), and the percentage change in property tax revenue from the prior year resulting from the actual proposed millage rate. Finally, the County must document its compliance with the TRIM rules and submit this documentation to the State for review and approval.

Article IV, Section 4.01c(5) of the County Charter, approved by referendum in 2004, designates the County Administrator as the county budget officer. F.S.129.03(3) specifies that the county budget officer must submit a recommended budget to the BCC after estimated taxable values are certified by the Property Appraiser. This budget must contain information outlined in F.S.129.02. In addition to the budget document, supplemental information is provided to the BCC and the public and posted on the County's website.

The budgets of the Constitutional Officers are approved by the BCC and are subject to the control of those elected officials. Additionally, the budgets of the Tax Collector and Property Appraiser are submitted to the State Department of Revenue for approval. The Sheriff's budget may be appealed to the State cabinet.

Special committees of County Commissioners, other elected officials, staff, or citizens recommend allocations in some programs. These include the Business Technology Services (BTS) Board, the Unified Personnel System (UPS), and

the Social Action Funding Committee.

Major planning processes which may impact the budget include the County Comprehensive Plan, which defines infrastructure requirements and levels of service according to Florida State statutes. The Comprehensive Plan includes a Capital Improvements Element, which is updated in conjunction with the Capital Improvement Program and budget. Many of the County's operations also have ongoing planning activities which can affect both operations and capital projects. Examples of these are the Airport Master Plan and the BTS Strategic Plan.

BUDGETARY CONTROL AND ADJUSTMENTS

The operating funds are subject to budgetary control by combined major object expenditure categories (e.g., Personal Services + Operating Expenses + Capital Outlay + Grants & Aids) on a cost center basis in each fund. The cost center structure was modified in FY12 and FY13 to accommodate program budgeting. In FY19, the BCC formally adopted a budgetary control policy and modified the budgetary control to include debt service accounts. To protect bond and loan holders, debt service appropriations for bonds and loans financed by external entities and any such intra-fund loans utilized as alternative financing vehicles to same are excluded from this grouping. The BCC approves supplemental appropriations by Resolution and Board Budget Amendments between departments during the fiscal year. The County Administrator is authorized to execute Budget Amendments between cost centers within individual departments provided that the amendment does not realign more than 50% of the department's total budget. These amendments are reported quarterly to the BCC.

Major capital facilities and improvements are accounted for within the Capital Projects Funds and are subject to budgetary control on a cost center basis. The County Administrator is authorized to execute Budget Amendments between cost centers within functional categories (e.g., Transportation) if the amendment does not realign more than 50% of the total functional category budget. In conjunction with administrative operating amendments, these are reported quarterly to the BCC. Reallocations between functional categories require Board Budget Amendments.

Any budgetary action that involves the Reserve for Contingencies in a fund requires a Board Budget Amendment. A budgetary action that involves the Reserve for Future Years requires a Board Resolution. A budgetary action that involves the Reserve - Fund Balance and transfers between funds requires a public hearing in conjunction with a Board Resolution.

Budgetary supplements require the preparation of a Board Resolution. Budgetary supplements are needed when actual receipts or revenues from a source not anticipated in the budget are received for a particular purpose (i.e., grants) and recognized, and these receipts increase the bottom line of the budget. The Board Resolution recognizes the unanticipated receipts and appropriates the funds accordingly for the purpose intended and to maintain budgetary balance.

FUND ACCOUNTING AND FUND TYPES

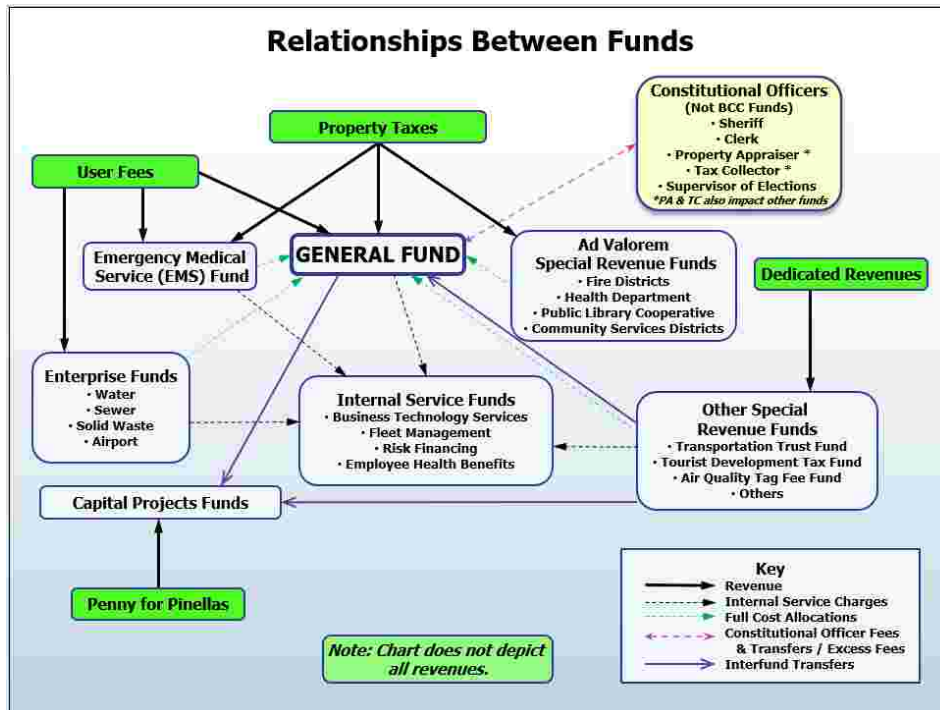
To track financial activity, governments and nonprofit organizations use **Fund Accounting** systems. Fund Accounting Systems emphasize accountability in contrast to private business accounting systems, which focus on profitability. In a fund accounting system, **Fund** is an entity with a complete set of self-balancing accounts that monitors the financing of a specific function or activity. The resources and uses are segregated from other resources and uses for the purpose of carrying on specific activities or attaining specific objectives in accordance with special regulations, restrictions, or limitations. There are two primary types of funds. **Governmental Funds** account for “governmental” activities not fully supported by charges for the services received. Pinellas County’s governmental funds include the General Fund, Special Revenue Funds, and Capital Project Funds. **Proprietary Funds** account for “business-like” activities supported by charges for the services received. Pinellas County has two types of proprietary funds: Enterprise Funds and Internal Service Funds.

The **General Fund** accounts for all financial transactions except those required to be accounted for in other funds. The fund's resources, ad valorem taxes, and other revenues provide services or benefits to all Pinellas County residents as well as specific revenues and expenditures for the unincorporated area known as the Countywide Municipal Services Taxing Unit (MSTU). **Special Revenue Funds** account for the proceeds of specific revenue sources (other than expendable trusts or major capital projects) that are legally restricted to expenditures for specified purposes. **Capital Project Funds** account for revenues and expenditures related to the Capital Improvement Program (CIP), which is a plan for financing long-term work projects. Pinellas County defines Capital Improvement Projects as improvements or acquisitions of major facilities, roads, bridges, buildings, or land with a useful life of at least five years and a projected cost of \$50,000 or more.

Pinellas County does not currently have any Governmental **Debt Service Funds** for the payment of debt service requirements (i.e., principal and interest) because there are no outstanding bond issues that are supported by property taxes, utility taxes, or other general (non-enterprise) revenue.

Enterprise Funds account for operations financed and operated like private business enterprises. The costs of providing goods and services to the general public are financed and recovered primarily through user charges. **Internal Service Funds** finance and account for services and commodities furnished by one department to other department on a cost reimbursement basis.

While activities are accounted for within each fund, which must balance resources with requirements, the funds interact with each other in various ways. The following illustrates the key relationships between funds.

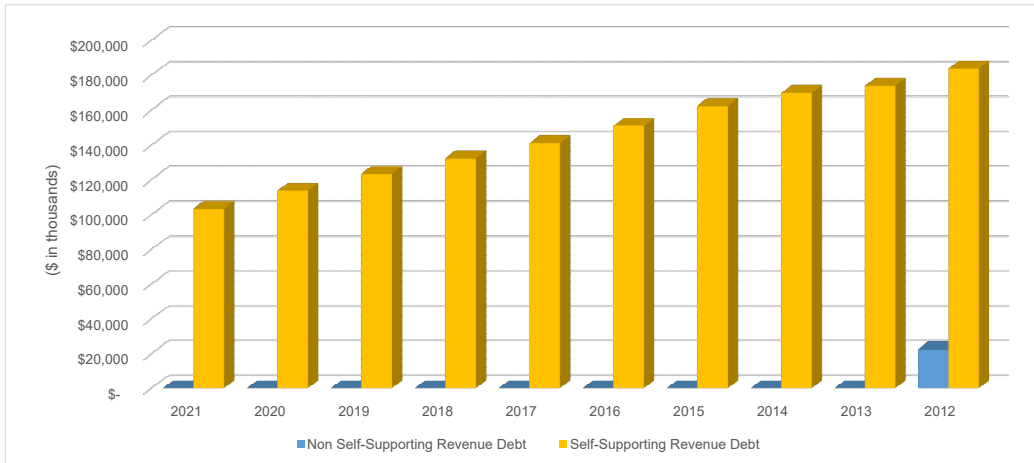


This chart illustrates the relationships between the funds and revenue sources. Property taxes are a key source of revenue for the General Fund, the Emergency Medical Service (EMS) Fund, and the Fire Districts Fund. User fees are the primary revenue source for the self-supporting Enterprise Funds and are also important to the General Fund and the EMS Fund. Other funds have revenue sources that are specifically designated for certain types of expenditures, such as fuel taxes for the Transportation Trust Fund and Penny for Pinellas revenues for capital projects.

The Internal Service Funds are supported by charges to the various operating funds for information technology, fleet maintenance, and other provided services. The General Fund receives Full Cost Allocation revenues from the Enterprise and other funds to ensure that these funds pay their fair share of administrative costs such as purchasing and building maintenance. In some cases, transfers between funds are made for specific purposes, as in the case of beach renourishment projects. Beach renourishment projects are supported by transfers from the Tourist Development Tax Fund to the Capital Projects Fund.

The independently elected Constitutional Officers maintain their own accounting systems and are not part of the County Budget. The Pinellas County Sheriff, Clerk of the Circuit Court & Comptroller, and Supervisor of Elections receive payments from the General Fund to support their operations based on budget requests. Budgets for the Pinellas County Tax Collector and Property Appraiser are approved by the State Department of Revenue and receive fees and commissions from the General Fund and other funds based on statutory formulas. At the end of each fiscal year, revenues that are not needed to support the Constitutional Officers' expenditures are returned to Pinellas County's funds in the form of excess fees.

Bonded Debt - Last Ten Fiscal Years										
(in thousands)										
	2021	2020	2019	2018	2017	2016	2015	2014	2013	2012
Non Self-Supporting	\$ -	\$ -	\$ -	\$ -	\$ -	\$ -	\$ -	\$ -	\$ -	\$ 22,600
Self-Supporting	103,504	113,916	123,360	132,460	141,221	150,953	162,450	169,995	174,005	183,915
Total Debt	\$ 103,504	\$ 113,916	\$ 123,360	\$ 132,460	\$ 141,221	\$ 150,953	\$ 162,450	\$ 169,995	\$ 174,005	\$ 206,515



Comparison of Outstanding Bonded Debt and Debt Ratios with Other Florida Counties
as of September 30, 2021

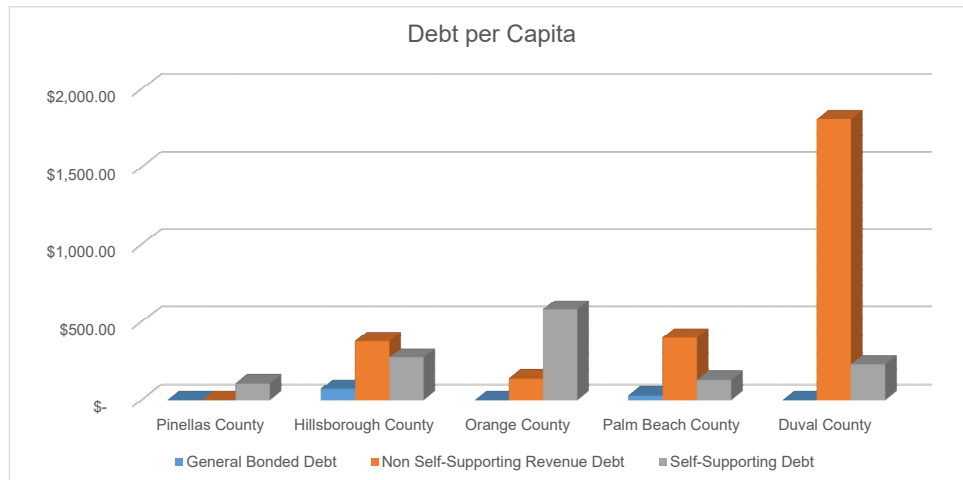
	Pinellas County	Hillsborough County	Orange County	Palm Beach County	Duval County ^c
Population ^a	964,490	1,490,374	1,457,940	1,502,495	1,016,809
Per Capita Personal Income ^b	\$ 59,178	\$ 51,848	\$ 49,390	\$ 87,478	\$ 51,131
Taxable Assessed Property Value (000s) ^d	\$ 91,725,857	\$ 113,127,000	\$ 143,362,278	\$ 246,137,900	\$ 62,194,122
General Bonded Debt ^d	\$ -	\$ 106,805,000	\$ -	\$ 44,740,000	\$ -
General Bonded Debt per Capita	\$ -	\$ 71.66	\$ -	\$ 29.78	\$ -
General Bonded Debt as % of Taxable Assessed Value	0.00%	0.09%	0.00%	0.02%	0.00%
Non Self-Supporting Revenue Debt ^d	\$ -	\$ 564,964,000	\$ 199,730,000	\$ 602,316,080	\$ 1,841,210,000
Non Self-Supporting Revenue Debt per Capita	\$ -	\$ 379.08	\$ 136.99	\$ 400.88	\$ 1,810.77
Non Self-Supporting Revenue Debt as % of Taxable Assessed Value	0.00%	0.50%	0.14%	0.24%	2.96%
Self-Supporting Debt ^d	\$ 103,504,000	\$ 410,545,000	\$ 850,695,000	\$ 193,495,000	\$ 234,710,000
Self-Supporting Debt per Capita	\$ 107.31	\$ 275.46	\$ 583.49	\$ 128.78	\$ 230.83
Self-Supporting Debt as % of Taxable Assessed Value	0.11%	0.36%	0.59%	0.08%	0.38%

(a) Most recent population information obtained from the Office of Economic & Demographic Research (April 1, 2021).

(b) Most recent Personal Income provided by the Bureau of Economic Analysis of the U.S. Dept. of Commerce is 2020, which was applied to 2020 population estimates.

(c) Duval County is a consolidated city/county political entity where all municipalities (except Jacksonville Beach, Atlantic Beach, Neptune Beach, and the Town of Baldwin), authorities, and public agencies (except Duval County School Board) were consolidated.

(d) The debt and taxable assessed property value amounts for Pinellas County were obtained from the September 30, 2021 CAFR. The September 30, 2020 CAFR was utilized for the remaining counties.



Forward Pinellas

(Pinellas Planning Council / Metropolitan Planning Organization)

The Pinellas Planning Council is a dependent agency to the Board of County Commissioners. The Board of County Commissioners (BCC) approves its budget and certifies its millage. In September 2014, the Pinellas Planning Council (PPC) unified its membership with the Pinellas County Metropolitan Planning Organization (MPO), as stipulated by Chapter 2012-245, Laws of Florida. The merged board is responsible for addressing both countywide land use and transportation concerns within the boundaries of Pinellas County, and it has rebranded itself Forward Pinellas. Both the PPC and the MPO continue to exist as regulated, separate organizations. The agency's staff are PPC employees; and the PPC is reimbursed by the MPO for applicable operating costs and staff services.

The PPC is a component unit of Pinellas County. The maximum tax levy authorized by the Special Act (Chapter 2012-245, Laws of Florida) is one-sixth of one mill (0.1666), with the current millage levy of 0.0210 at 12.6% of the authorized levy.

Summary of Resources and Requirements

Resources	FY19 Actual	FY20 Actual	FY21 Actual	FY22 Budget	FY23 Request
Fund Balance	1,227,159	1,310,867	1,281,147	1,811,030	632,410
Revenues					
Taxes	1,150,295	1,245,617	1,336,028	1,393,140	2,211,780
Charges for Services	1,512,041	1,254,848	1,125,118	1,612,970	1,462,260
Interest Earnings	3,893	1,786	2,551	2,020	290
Revenues Total	2,666,229	2,502,251	2,463,697	3,008,130	3,674,330
Total Resources	3,893,388	3,813,118	3,744,844	4,819,160	4,306,740
Requirements					
Requirements	FY19 Actual	FY20 Actual	FY21 Actual	FY22 Budget	FY23 Request
Expenditures					
Personal Services	1,871,790	1,933,765	1,999,006	2,096,530	2,328,780
Operating Expenses	677,395	552,752	510,502	2,027,010	1,576,700
Capital Outlay	0	10,849	15,197	0	0
Constitutional Officers Transfers	25,429	34,605	37,074	29,340	43,360
Expenditures Total	2,574,614	2,531,971	2,561,779	4,152,880	3,948,840
Reserves	0	0	0	666,280	357,900
Total Requirements	2,574,614	2,531,971	2,561,779	4,819,160	4,306,740



A BRIEF PROFILE OF PINELLAS COUNTY, FLORIDA

Pinellas County is the second smallest of Florida's 67 counties in land area, and the sixth largest in population (2020 estimates). It was established in 1912, with the county seat in Clearwater. The following is an overview of the history, geography and climate, population, and other data about the County.

HISTORY

- 200-1000 Weedon Island culture
- 1517 Spanish explorer Ponce de Leon arrives in Florida
- 1528 Spanish explorer Pánfilo de Narváez lands on the Pinellas peninsula
- 1763 Spain cedes Florida to England at the end of the French and Indian War
- 1783 England cedes Florida to Spain at the end of the American Revolutionary War
- 1821 Spain cedes Florida to United States after the treaty is fully executed
- 1834 Hillsborough County is created, includes the Pinellas peninsula
- 1887 Tarpon Springs became the first incorporated city on the Pinellas peninsula
- 1891 Clear Water Harbor incorporates (re-incorporates as Clearwater in 1915)
- 1892 St. Petersburg incorporates as a town (re-incorporates as a city in 1903)
- 1899 Dunedin incorporates
- 1910 Gulfport incorporates
- 1912 Pinellas County officially separates from Hillsborough County

Prehistoric Sites in Pinellas County



After the Florida Purchase Treaty was negotiated in 1819, Spain ceded Florida to the United States, and it became a territory in 1821. In 1834, the US Legislative Council for the Florida Territory established Hillsborough County, which included the Pinellas peninsula and the large region that would eventually be split into several counties (Pinellas, Charlotte, Hardee, Pasco, Polk, Sarasota, and Hillsborough). Florida was granted statehood in 1845.

In 1887, the Orange Belt Railroad arrived to end the isolation of the Pinellas peninsula from the rest of Florida. The arrival of this railway, and later the Tampa and Gulf Coast Railroad, along with the dissemination of a leading doctor's conclusion in 1885 that the Pinellas peninsula was the healthiest place on earth, precipitated a movement of people from colder climes. Most of these people settled in St. Petersburg, which was at the terminus of the railroad. In addition to St. Petersburg, other small settlements had been established, and with few exceptions were located on the coast. Examples of these communities include Disston City (now Gulfport), Clearwater, Anona, Dunedin, Ozona, Tarpon Springs, and Safety Harbor. After the arrival of the railroads, these communities continued to grow, albeit slowly, and a few small towns were established away from the coast along one of the railroads, often serving as centers for the local citrus industry (Largo is an example).

Unlike development on the east side of Tampa Bay, which was concentrated around the Port of Tampa, settlement in the Pinellas peninsula was more dispersed because there was no single economic center. In Pinellas County, the economic catalysts at the end of the 19th century, and in the early 20th century, were the citrus industry, tourism, and the sponge industry (the latter focused on the community of Tarpon Springs), which allowed for a dispersed settlement pattern of small towns. These three elements of the local

economy did not depend on access to the urban services provided by large towns and cities, and there was no city whose direct or indirect influence was felt through the length and breadth of the peninsula. By the 1920s, the barrier islands began to be settled, their narrow linear geography encouraging several discrete communities including Pass-a-Grille, Indian Shores and Clearwater Beach. It was this dispersed settlement pattern that has had such a marked impact on the county's existing urban environment and system of governance. The diversity is seen not only in the variety of communities but in the large number of local governments.

The lack of an adequate road system was a principal cause for the creation of Pinellas County when it split away from Hillsborough County in 1912. The deficient road system was one consequence of having politicians in Tampa making decisions on how to spend tax dollars collected across the bay. After secession was affected, a road building program during the 1910s and 1920s further connected the numerous Pinellas communities and helped enable them to grow until the 1926 Florida real estate bubble burst. The Great Depression put a stop to economic growth and noticeably slowed development. By the time growth resumed after World War II, the economic underpinnings of the local economy had changed. While tourism was still important, the citrus industry was declining and being replaced by retirees and manufacturing as major components of the local economy. A surge of development occurred throughout the county as the numerous small towns and cities established in the late 19th and early 20th centuries began to expand outward, eventually coalescing into a large urban area covering almost four-fifths of the county by the end of the 20th century. The residential development consisted primarily of single-family dwellings on separate lots, while commercial development eschewed the historic downtown areas for the new and upgraded roadway corridors. In these respects, Pinellas County's development followed a pattern similar to other urbanizing areas around the country. Primarily shaped by the requirements and demands of an automobile-oriented society, Pinellas County's growth and development exhibited characteristics that have come to exemplify Post-WW II urban areas throughout the United States.

GEOGRAPHY AND CLIMATE

- Land Area: 274 square miles (US Census 2010)
- 587.77 miles of coastline
- Highest natural elevation: 110 Feet NGVD (near State Rd. 580 and Countryside Blvd.)
- Average annual temperatures: high 81.6 °F, low 66.8 °F, average 74.2 °F
- Average annual precipitation: 50.81 inches

Pinellas is a small peninsula roughly 24 miles in length and 5.2 to 15 miles in width, situated west and north of a large, natural harbor and estuary along the Gulf of Mexico called Tampa Bay. This fact of geography has had a tremendous influence on the establishment of the county.

Geologically, Pinellas is underlain by limestone formations. The limestone is porous and stores a large quantity of water; it also forms a prominent ridge down the spine of the county. The highest natural elevation of the county is along this formation. The Gulf Intracoastal Waterway divides the mainland peninsula from the county's barrier islands. There are 35 miles of sandy beaches on 11 barrier islands. The beaches are what attracted many residents to move here, and they attract visitors from throughout the world. The beaches are vital to our way of life, and the quality of our life, because of the economic support they provide. They are also essential to the sea life that depends on the shore for its existence: sea turtles and nearshore hard bottoms (reef positions).

Pinellas County Barrier Islands



Pinellas, like the rest of the Tampa Bay area, has a humid subtropical climate, resulting in warm, humid summers with frequent thunderstorms, and drier mild to cool winters. Pinellas County's geographic position, lying on a peninsula between Tampa Bay and the Gulf of Mexico, introduces large amounts of humidity into the atmosphere and serves to moderate temperatures.

The Pinellas peninsula gets on average 51 inches of rain per year. Precipitation as snowfall is zero. The peninsula experiences daily patterns of sea breeze associated rainfall mainly during the summer months of June through August. On average, there are 244 sunny days per year.

FORM OF GOVERNMENT

Pinellas County is a political subdivision of the state of Florida. The County operates under a Home Rule Charter originally approved by referendum in 1980. The Board of County Commissioners (Board) is the legislative body of county government responsible for the formulation of policy. The County Administrator is a professional appointed by the Board who is responsible for implementing the Board's policies.

The Board is composed of seven commissioners, four from single member districts and three elected at large. The commissioners elect a Chair and Vice-chair from among their members. The current commissioners are:

District 1 (at-large):	Janet C. Long, Vice Chair
District 2 (at-large):	Pat Gerard, Commissioner
District 3 (at-large):	Charlie Justice, Chair
District 4:	Dave Eggers, Commissioner
District 5:	Karen Williams Seel, Commissioner
District 6:	Kathleen Peters, Commissioner
District 7:	René Flowers, Commissioner

The appointed County Administrator is Barry A. Burton.

Maps of the Board of County Commissioners (BCC) districts are presented on page C-MAP of this document, with the BCC budget summary pages.

The structure and a description of Pinellas County government are provided at the beginning of the Summary Section of this document (countywide organization chart). Municipal, special district authorities, and the Pinellas County School Board are separate governmental units from the County. The Pinellas County School Board is responsible for K-12 public education in the school district, which has the same jurisdictional boundaries as the County. The school district's administrative headquarters is located in the City of Largo.

Pinellas County currently has 24 incorporated municipalities and 13 census designated places (CDP) within the unincorporated area: Bardmoor, Bay Pines, Bear Creek, East Lake, Feather Sound, Greenbriar, Harbor Bluffs, Lealman, Palm Harbor, Ridgcrest, South Highpoint, Tierra Verde, and West Lealman.

DEMOGRAPHICS AND ECONOMY

The significant number of retirees who moved to Pinellas County in the decades following World War II had a tremendous impact on local demographics and the local economy. Those 65 years of age and older represented 21.2% of the county's population in the 2010 census. The percentage is projected to increase to 28.7% by 2025. This large retiree population, in combination with a healthy tourist industry, helped to make retail and services the dominant sectors of the local economy.

The manufacturing sector of the Pinellas economy did not develop to any great extent until the advent of the space program in the late 1950s, when new industry, primarily electronic and electronic component firms, began moving to Pinellas, helping to diversify the economy. Although the manufacturing sector grew steadily during the 1960s, the service and trade sectors continued to dominate the county's economy. The nascent electronics industry of the 1950s matured in Pinellas County such that 17% of all jobs in this industry within the state of Florida were located here in the year 2000.

The local economy maintained a similar pattern of development throughout the 1970s and into the 1980s. Many new companies, including high technology firms, were established in Pinellas County or relocated here from other areas. The financial sector, including the insurance and real estate industry, grew to meet the demands resulting from this economic growth and development. The transition from an economic base dominated by the tourism industry and retirees has helped strengthen and diversify the local economy. Additionally, expansion of the technology and services sectors of the economy in Pinellas has created job opportunities that helped attract large numbers of young working-age people. One result was that the county's median age decreased by 3.8 years between 1980 and 1990.

POPULATION COMPOSITION

Based on the Florida Office of Economic and Demographic Research, Pinellas County's 2021 estimated population is 964,490. This represents an increase of 5,383, or 0.6%, from the population total of 959,107 in 2020. For comparison purposes, Pinellas County is compared to the Tampa Bay Metropolitan Statistical Area (MSA) which includes Hernando, Hillsborough, Pasco, and Pinellas counties; and peer counties used for policy, performance and other comparisons: (Palm Beach [West Palm Beach], Hillsborough [Tampa], Orange [Orlando] and Broward [Fort Lauderdale]).

Comparison Area	April 1, 2021	2020 Census	% Change From 2020 to 2021	Density Population per Sq. Mi. 2021	Projected 2035 Population/ % Chg.
Pinellas County	964,490	959,107	0.6%	3,524	1,006,397 4.3%
Tampa Bay MSA	3,227,295	3,175,275	1.6%	-	3,734,094 15.7%
Broward County	1,955,375	1,944,375	0.6%	1,626	2,145,214 9.7%
Hillsborough County	1,490,374	1,459,762	2.1%	1,458	1,786,655 19.9%
Orange County	1,457,940	1,429,098	2.0%	1,616	1,807,004 23.9%
Palm Beach County	1,502,495	1,492,191	0.7%	764	1,702,729 13.3%

Ranked by county population size, out of the 67 counties in Florida, Miami-Dade County is 1st, Broward County is 2nd; Palm Beach, 3rd; Hillsborough, 4th; Orange, 5th. and Duval 6th. Pinellas County is ranked as 7th largest county in the state by population and is outpaced by the others in population growth over the 10-year period. However, Pinellas County is ranked 1st in density of its residential population, due to its geographic size. Pinellas is the second smallest county in Florida based on land area per the 2010 Census: 274 square miles. The City of St. Petersburg's (Pinellas County) population is ranked number five in the State after Jacksonville (Duval County), Miami (Miami-Dade County), Tampa (Hillsborough County), and Orlando (Orange County).

Regarding future population estimates for 2035, all comparison areas have higher projected percentage increases from 2021. This is due to Pinellas County's current density and lack of developable land.

Pinellas County's Municipalities

The following table lists 2019 population estimates for Pinellas County, the unincorporated area, and the 24 municipalities within the county. City incorporation dates are also provided.

April 1, 2021

County/Municipality	2021 Population Estimate	2020 Census	% Change 2020 to 2021	*Year Incorporated
Pinellas County	964,490	959,107	0.6%	
Unincorporated	275,985	275,669	0.1%	
St. Petersburg	260,778	258,308	1.0%	1903
Clearwater	117,800	117,292	0.4%	1915
Largo	83,071	82,485	0.7%	1905
Pinellas Park	54,239	53,093	2.2%	1915
Dunedin	36,116	36,068	0.1%	1899
Tarpon Springs	25,359	25,117	1.0%	1887
Seminole	19,358	19,364	0.0%	1970
Safety Harbor	17,105	17,072	0.2%	1917
Oldsmar	14,905	14,898	0.0%	1937
Gulfport	11,777	11,783	-0.1%	1910
St. Pete Beach	8,867	8,879	-0.1%	1957
Treasure Island	6,570	6,584	-0.2%	1955
Kenneth City	5,034	5,047	-0.3%	1957
South Pasadena	5,359	5,353	0.1%	1955
Indian Rocks Beach	3,696	3,673	0.6%	1947
Madeira Beach	3,886	3,895	-0.2%	1956
Belleair	4,324	4,273	1.2%	1925
Redington Shores	2,180	2,176	0.2%	1955
Belleair Bluffs	2,317	2,311	0.3%	1963
Belleair Beach	1,632	1,633	-0.1%	1950
North Redington Beach	1,493	1,495	-0.1%	1953
Redington Beach	1,372	1,376	-0.3%	1949
Indian Shores	1,193	1,190	0.3%	1944
Belleair Shore	74	73	1.4%	1955
Population Source: Florida Legislature, Office of Economic and Demographic Research * Florida League of Cities (Year Incorporated)				

HOUSING FEATURES

Most residential housing units in Pinellas County were built between 1970 and 1990. This is the period when air conditioning moved from being mainly in commercial structures to being embraced by residential developers to cater to visitors who chose Florida as a place to live. This time period was also prior to the adoption of the Florida Building Code (a result of Hurricane Andrew's effect on South Florida). The number of housing units increased from 481,573 in the 2000 census to 516,324 in the 2020 census. The number of housing units permitted from 2011 to 2020 totaled 21,535.

ECONOMIC CHARACTERISTICS

- Anchored by the urban markets of Clearwater and St. Petersburg, Pinellas has the second largest base of manufacturing employment in Florida. This results in excellent availability of a quality workforce in engineering, production, research, and management of manufacturing firms.
- The county has well-developed targeted industry clusters in medical technologies/life sciences, aviation/aerospace, defense/national security, business services, financial services, information technology, and microelectronics. This means there is an extensive network of suppliers, service-providers, joint venture partners and business associations to support operations in these fields.
- Median annual household income in Pinellas is \$56,419 in 2021.

Employment Sectors	2020
Construction	9.3%
Manufacturing	3.7%
Trade, Transportation & Utilities	17.5%
Information	1.7%
Financial Activities	12.0%
Professional & Business Services	24.9%
Education & Health Services	12.3%
Leisure and Hospitality	9.1%
Other Services	7.8%
Government	0.5%

Source: Florida Office of Economic and Demographic Research

The following table shows the major employers within the county.

MAJOR EMPLOYERS	
Top Private Employers	Top Government Employers
Raymond James Financial Home Shopping Network (HSN) Tech Data Corp Spectrum Fidelity Information Services Nielsen Media Research Jabil Circuit, Inc Honeywell Aerospace Valpak Superior Uniform Group Ceridian Benefits Services	Pinellas County School District Bay Pines VA Medical Center City of St. Petersburg Pinellas County Board of County Commissioners St. Petersburg College Pinellas County Sheriff's Office City of Clearwater US Postal Services City of Largo Florida Department of Health in Pinellas

Source: Pinellas County Economic Development Department

PROPERTY TAXES

Countywide taxable values have recovered from a low point of \$54.4B in 2013 to \$110.9B in 2022 (for the FY23 ad valorem tax revenue budget). Real property information collected by the Pinellas County Property Appraiser is shown in the following chart.

Top Ten Real Property Owners (2022)	
1	Publix Super Markets, Inc.
2	Wal-Mart Stores East LP
3	Wyndham Vacation Resorts Inc.
4	Camden Central LLC
5	Camden USA Inc.
6	Raymond James & Associates, Inc.
7	Duke Energy Florida, Inc.
8	Lansbrook Village Owner FL, LLC
9	Lurin Real Estate Holdings XLII LLC
10	4 th Street South Residences II LLC

Source: 2022 Preliminary Roll Real Property, Pinellas County Property Appraiser

PHYSICAL FEATURES AND ATTRACTIONS

INFRASTRUCTURE

The county is served by several major highways: Interstate-275, Interstate-175, Interstate-375, U.S. Highway 19, U.S. Highway 60, and U.S. Highway 92.

There are 115 bridges in the county. The original Gandy Bridge, the first to cross Tampa Bay, opened in 1924 and shortened the traveling distance between St. Petersburg and Tampa from 43 to 19 miles. The spans constructed in 1975 and 1997 are currently being used for vehicle traffic. The first span of the Sunshine Skyway Bridge opened in 1954, linking south Pinellas County with Manatee County. The current bridge, with a four lane, cable-stayed concrete 1,200-foot main span, was completed in 1987. Vertical clearance in the shipping channel is 190 feet.^A

Aviation history was made in Pinellas County as Tony Jannus piloted the world’s first scheduled commercial airline flight from St. Petersburg to Tampa. Local airports include:

- County: St. Petersburg-Clearwater International Airport (PIE)
- Others:
 - Clearwater Executive Airpark
 - Albert Whitted Airport

CULTURAL, EDUCATIONAL, ENVIRONMENTAL AND RESEARCH INSTITUTIONS

The St. Petersburg/Clearwater area is the leading destination on Florida’s Gulf Coast, drawing more than 16 million visitors annually to its parks, beaches, museums, and eclectic communities. Visitors staying in commercial lodgings numbered over 4.2M in 2020. Two of the top beaches in the United States are in Pinellas County, according to America's Best Beaches list. The County’s Fort De Soto Park in 2005 and Caladesi Island State Park in 2008 and 2020 were named “America’s Number One Beach” by Dr. Stephen Leatherman of the Laboratory for Coastal Research (aka Dr. Beach). The county has over 35 miles of sandy beaches and 588 miles of coastline.^A

Pinellas is home to The Dali Museum, Clearwater Marine Aquarium and the cities of Tarpon Springs and Dunedin. The Dali Museum may be the largest collection of Salvador Dali works outside of Europe, and the Clearwater Marine Aquarium is the home of Winter, the dolphin whose story was told in the movie “Dolphin Tale.” The aquarium is a leader in marine life rescue, rehabilitation and release, environmental education, research, and conservation.

The cities of Tarpon Springs and Dunedin are just two examples of the 24 cities within the county that draw both visitors and residents to experience again and again. One can experience Greek culture and the sponge industry in Tarpon Springs, and a rich Scottish heritage in Dunedin.

Post-secondary education institutions in Pinellas County include: The University of South Florida, St. Petersburg Campus; Eckerd College; St. Petersburg College; Pinellas Technical College, and Stetson University College of Law.

LOCAL DESTINATIONS/INSTITUTIONS

County: Pinewood Cultural Park / Heritage Village / The Florida Botanical Gardens
Brooker Creek and Weedon Island environmental education centers

Others:

- | | |
|---|--|
| Ruth Eckerd Hall | Florida Holocaust Museum |
| American Stage | Leepa-Rattner Museum of Art |
| Mahaffey Theater | St. Petersburg College |
| Florida Orchestra | Eckerd College |
| Palladium Theater | Poynter Institute for Media Studies |
| Tarpon Springs Performing Arts Center | United States Geological Survey – |
| Largo Cultural Center | St. Petersburg Coastal and Marine Science |
| University of South Florida, St. Petersburg | Center |
| Dali Museum | Pinellas National Wildlife Refuge (Bird Key) |

SPORTS AND RECREATIONAL ACTIVITIES

Tampa Bay Rays (Major League Baseball - Tropicana Field, St. Petersburg)
Spring training baseball: Phillies (Clearwater), Blue Jays (Dunedin)
Egmont Key National Wildlife Refuge (public access is from Pinellas County)

State Parks:

- | | |
|--|---|
| Honeymoon Island State Recreational Area | Anclote Key Preserve State Park |
| Caladesi Island State Park | Skyway Fishing Pier State Park |
| Egmont Key State Park | Pinellas County State Aquatic Preserves |

THIRTY-TWO (32) COUNTY PARKS, ENCOMPASSING OVER 4,300 ACRES
FRED E. MARQUIS PINELLAS TRAIL/PROGRESS ENERGY TRAIL – APPROXIMATELY 49.8 MILES

Additional Information on Economic Trends may be found in Section B of this document.

The following three pages are a profile of Pinellas County produced by the Florida Legislature's Office of Economic and Demographic Research. Similar profiles for the other 66 counties in the state, as well as other excellent reference materials, are available on the office's website, www.edr.state.fl.us.

Historical information in this section is adapted from *A Short History of Urban Development in Pinellas County, Florida* (Pinellas County Planning Department, 2003), publications of the County Extension service, and the Florida Department of State, Division of Historical Resources.

Pinellas County

Florida's 7th most populous county
with 4.4% of Florida's population



Population

Census Population	Pinellas County	Florida
1990 Census	728,531	9,746,961
1990 Census	851,859	12,938,071
2000 Census	921,495	15,982,824
2010 Census	916,542	18,801,332
2020 Census	959,107	21,538,187
% change 2010-2020	4.6%	14.6%
Age		
% Under 18 years of age	15.5%	19.5%
Race (alone) & Ethnicity		
% Not Hispanic-White	71.4%	51.5%
% Not Hispanic-Black or African American	9.5%	14.5%
% Not Hispanic-American Indian and Alaska Native	0.2%	0.2%
% Not Hispanic-Asian	3.5%	2.9%
% Not Hispanic-Native Hawaiian and Other Pacific Islander	0.1%	0.1%
% Not Hispanic-Some Other Race	0.5%	0.6%
% Not Hispanic-Two or More Races	4.1%	3.7%
% Hispanic or Latino (of any race)	10.7%	26.5%

Real Gross Domestic Product

Real GDP (Thousands of Chained 2012 Dollars)	Pinellas County	Florida
2015 GDP	42,739,914	852,242,411
Percent of the State	5.0%	
2016 GDP	43,507,100	881,539,238
Percent of the State	4.9%	
2017 GDP	44,237,143	912,966,152
Percent of the State	4.8%	
2018 GDP	45,452,286	943,463,397
Percent of the State	4.8%	
2019 GDP	46,331,979	971,619,168
Percent of the State	4.8%	
2020 GDP	45,673,601	944,000,797
Percent of the State	4.8%	

Population by Housing Type

	Pinellas County	Florida
Household Population	938,757	21,073,604
Household Population per Occupied Housing Unit	2.12	2.47
Group Quarters Population	20,350	464,583

Population Estimates

	Pinellas County	Florida
2021 Estimate	964,490	21,898,945
% change 2020-2021	0.6%	1.7%
Based on 2021 Estimate		
2025	979,510	23,164,008
2030	994,407	24,471,129
2035	1,006,397	25,520,837
2040	1,016,454	26,405,472
2045	1,025,198	27,176,715
2050	1,033,132	27,877,707

Housing

Housing Counts	Pinellas County	Florida
Housing units, 2020 Census	516,324	9,865,350
Occupied	442,789	8,529,067
Vacant	73,535	1,336,283

Building Permits

Units Permitted	Pinellas County	Florida
2000	2,776	155,269
2010	697	38,679
2020	1,483	164,074
2021	2,740	213,494

Population Characteristics

	Pinellas County	Florida
Language spoken at home other than English		
Persons aged 5 and over	14.6%	29.4%
Place of birth		
Foreign born	12.1%	20.8%
Veteran status		
Civilian population 18 and over	9.9%	8.4%

Density

Persons per square mile	Pinellas County	Florida
2000	3,292.0	296.4
2010	3,347.5	350.6
2020	3,504.1	401.4
2021	3,523.8	408.2

Migration

Residence 1 Year Ago	Pinellas County	Florida
Persons aged 1 and over		
Same house	84.7%	84.9%
Different house in the U.S.	14.8%	14.1%
Same county in Florida	9.2%	8.1%
Different county in Florida	2.5%	3.1%
Different county in another state	3.1%	2.8%
Abroad	0.6%	1.0%

Households and Family Households

Households	Pinellas County	Florida
Total households, 2000 Census	414,974	6,338,075
Family households, 2000 Census	243,339	4,210,760
% with own children under 18	37.7%	42.3%
Total households, 2010 Census	415,876	7,420,802
Family households, 2010 Census	234,268	4,835,475
% with own children under 18	35.3%	40.0%
Average Household Size, 2010 Census	2.16	2.48
Average Family Size, 2010 Census	2.79	3.01

According to Census definitions, a household includes all of the people who occupy a housing unit. The occupants may be a single family, one person living alone, two or more families living together, or any other group of related or unrelated people who share living quarters. A family includes a householder and one or more other people living in the same household who are related to the householder by birth, marriage, or adoption.
Census counts may be corrected for Census Count Question Resolution (CCQR).

Employment and Labor Force

Establishments 2020	Pinellas County	Florida	Establishments % of All Industries, 2020	Pinellas County	Florida
All industries	36,201	763,854	All industries	36,201	763,854
Natural Resource & Mining	53	5,514	Natural Resource & Mining	0.1%	0.7%
Construction	3,373	77,720	Construction	9.3%	10.2%
Manufacturing	1,333	21,822	Manufacturing	3.7%	2.9%
Trade, Transportation and Utilities	6,328	145,853	Trade, Transportation and Utilities	17.5%	19.1%
Information	604	13,437	Information	1.7%	1.8%
Financial Activities	4,355	83,911	Financial Activities	12.0%	11.0%
Professional & Business Services	8,998	187,348	Professional & Business Services	24.9%	24.5%
Education & Health Services	4,469	87,764	Education & Health Services	12.3%	11.5%
Leisure and Hospitality	3,305	61,008	Leisure and Hospitality	9.1%	8.0%
Other Services	2,809	56,385	Other Services	7.8%	7.4%
Government	180	5,895	Government	0.5%	0.8%

Average Annual Employment % of All Industries, 2020	Pinellas County	Florida	Average Annual Wage 2020	Pinellas County	Florida
All industries	420,450	8,453,489	All industries	\$54,622	\$55,840
Natural Resource & Mining	5.7%	0.8%	Natural Resource & Mining	\$52,581	\$37,710
Construction	7.7%	6.7%	Construction	\$70,445	\$55,840
Manufacturing	17.3%	4.5%	Manufacturing	\$45,446	\$66,738
Trade, Transportation and Utilities	1.6%	20.6%	Trade, Transportation and Utilities	\$73,412	\$49,342
Information	7.8%	1.5%	Information	\$77,724	\$93,360
Financial Activities	17.0%	6.9%	Financial Activities	\$65,730	\$84,295
Professional & Business Services	17.7%	16.1%	Professional & Business Services	\$55,150	\$68,218
Education & Health Services	11.7%	15.3%	Education & Health Services	\$25,742	\$55,099
Leisure and Hospitality	3.1%	11.9%	Leisure and Hospitality	\$41,865	\$27,694
Other Services	0.1%	3.0%	Other Services	\$45,436	\$41,131
Government	10.4%	12.5%	Government	\$56,593	\$58,821

Industries may not add to the total due to confidentiality and unclassified.

Labor Force as Percent of Population

Aged 18 and Older	Pinellas County	Florida	Unemployment Rate	Pinellas County	Florida
2000	63.9%	64.2%	2000	3.3%	3.8%
2010	61.2%	61.8%	2010	10.5%	10.8%
2020	58.2%	58.6%	2020	7.7%	8.2%
2021	59.1%	59.0%	2021	4.0%	4.6%

Income and Financial Health

Personal Income (\$000s)	Pinellas County	Florida	Per Capita Personal Income	Pinellas County	Florida
2000	\$29,860,353	\$472,851,789	2000	\$32,381	\$29,466
2010	\$38,590,681	\$732,457,478	2010	\$42,110	\$38,865
2011	\$40,152,129	\$771,409,454	2011	\$43,711	\$40,482
% change 2010-11	4.0%	5.3%	% change 2010-11	3.8%	4.2%
2012	\$40,142,485	\$800,551,723	2012	\$43,545	\$41,475
% change 2011-12	0.0%	3.8%	% change 2011-12	-0.4%	2.5%
2013	\$40,511,090	\$802,975,701	2013	\$43,619	\$41,069
% change 2012-13	0.9%	0.3%	% change 2012-13	0.2%	-1.0%
2014	\$43,303,680	\$861,412,339	2014	\$46,222	\$43,388
% change 2013-14	6.9%	7.3%	% change 2013-14	6.0%	5.6%
2015	\$45,669,992	\$919,834,894	2015	\$46,192	\$45,493
% change 2014-15	5.5%	6.8%	% change 2014-15	4.3%	4.9%
2016	\$46,948,746	\$954,069,719	2016	\$48,878	\$46,253
% change 2015-16	2.8%	3.7%	% change 2015-16	1.4%	1.7%
2017	\$49,805,750	\$1,023,131,116	2017	\$51,405	\$48,774
% change 2016-17	6.1%	7.2%	% change 2016-17	5.2%	5.5%
2018	\$52,150,065	\$1,087,188,628	2018	\$53,578	\$51,150
% change 2017-18	4.7%	6.3%	% change 2017-18	4.2%	4.9%
2019	\$54,622,124	\$1,139,799,293	2019	\$56,002	\$53,034
% change 2018-19	4.7%	4.8%	% change 2018-19	4.5%	3.7%
2020	\$57,805,332	\$1,209,995,921	2020	\$59,178	\$55,675
% change 2019-20	5.8%	6.2%	% change 2019-20	5.7%	5.0%

Earnings by Place of Work (\$000s)	Pinellas County	Florida	Median Income	Pinellas County	Florida
2000	\$19,562,803	\$308,751,767	Median Household Income	\$56,419	\$57,703
2010	\$23,765,573	\$438,983,914	Median Family Income	\$75,478	\$69,670
2011	\$23,598,551	\$450,498,606			
% change 2010-11	-0.7%	2.8%			
2012	\$24,516,604	\$468,410,475			
% change 2011-12	3.9%	4.0%			
2013	\$24,963,727	\$482,898,301			
% change 2012-13	1.8%	3.1%			
2014	\$26,166,901	\$512,375,290			
% change 2013-14	4.8%	6.1%			
2015	\$27,766,541	\$544,408,719			
% change 2014-15	6.1%	6.3%			
2016	\$28,896,539	\$569,769,284			
% change 2015-16	4.1%	4.7%			
2017	\$30,015,432	\$603,668,170			
% change 2016-17	3.9%	5.9%			
2018	\$31,665,043	\$639,620,451			
% change 2017-18	5.5%	6.0%			
2019	\$33,020,178	\$671,553,148			
% change 2018-19	4.3%	5.0%			
2020	\$34,123,979	\$688,764,753			
% change 2019-20	3.3%	2.6%			

Percent in Poverty, 2020	Pinellas County	Florida
All ages in poverty	11.1%	12.4%
Under age 18 in poverty	15.8%	17.2%
Related children age 5-17 in families in poverty	15.5%	16.5%

Personal Bankruptcy Filing Rate (per 1,000 population)	Pinellas County	Florida
12-Month Period Ending December 31, 2020	1.50	1.66
12-Month Period Ending December 31, 2021	1.25	1.38
State Rank	18	NA

NonBusiness Chapter 7 & Chapter 13

Workers Aged 16 and Over	Pinellas County	Florida
Place of Work in Florida		
Worked outside county of residence	13.0%	18.1%
Travel Time to Work		
Mean travel time to work (minutes)	24.4	27.9

Reported County Government Revenues and Expenditures

Revenue 2019-20	Pinellas County	Florida*	Expenditures 2019-20	Pinellas County	Florida*
Total - All Revenue Account Codes (\$000s)	\$1,782,793.7	\$52,645,134.4	Total - All Expenditure Account Codes (\$000s)	\$1,617,214.45	\$48,804,501.28
Per Capita \$	\$1,811.68	\$2,553.85	Per Capita \$	\$1,643.42	\$2,367.54
% of Total	100.0%	100.0%	% of Total	100.0%	100.0%
Taxes (\$000s)	\$758,830.1	\$16,651,821.4	General Government Services** (\$000s)	\$285,125.78	\$8,468,311.68
Per Capita \$	\$771.13	\$807.79	Per Capita \$	\$289.75	\$410.80
% of Total	42.6%	31.6%	% of Total	17.6%	17.4%
Permits, Fee, and Special Assessments (\$000s)	\$33,697.2	\$2,256,256.6	Public Safety (\$000s)	\$608,091.21	\$12,039,077.73
Per Capita \$	\$34.24	\$109.45	Per Capita \$	\$617.94	\$584.02
% of Total	1.9%	4.3%	% of Total	37.6%	24.7%
Intergovernmental Revenues (\$000s)	\$208,283.4	\$7,095,752.8	Physical Environment (\$000s)	\$295,692.08	\$5,403,299.24
Per Capita \$	\$211.66	\$344.22	Per Capita \$	\$300.48	\$262.12
% of Total	11.7%	13.5%	% of Total	18.3%	11.1%
Charges for Services (\$000s)	\$625,969.6	\$14,148,555.9	Transportation (\$000s)	\$109,390.34	\$5,666,984.30
Per Capita \$	\$636.11	\$686.36	Per Capita \$	\$111.16	\$274.91
% of Total	35.1%	26.9%	% of Total	6.8%	11.6%
Judgments, Fines, and Forfeits (\$000s)	\$7,097.3	\$161,937.7	Economic Environment (\$000s)	\$104,964.55	\$1,793,284.71
Per Capita \$	\$7.21	\$7.86	Per Capita \$	\$106.67	\$86.99
% of Total	0.4%	0.3%	% of Total	6.5%	3.7%
Miscellaneous Revenues (\$000s)	\$104,041.0	\$1,629,204.3	Human Services (\$000s)	\$64,771.56	\$4,112,446.49
Per Capita \$	\$105.73	\$79.03	Per Capita \$	\$65.82	\$199.50
% of Total	5.8%	3.1%	% of Total	4.0%	8.4%
Other Sources (\$000s)	\$44,875.0	\$10,701,605.8	Culture / Recreation (\$000s)	\$34,556.38	\$1,960,626.16
Per Capita \$	\$45.60	\$519.14	Per Capita \$	\$35.12	\$95.11
% of Total	2.5%	20.3%	% of Total	2.1%	4.0%
			Other Uses and Non-Operating (\$000s)	\$35,839.44	\$8,431,538.28
			Per Capita \$	\$36.42	\$409.02
			% of Total	2.2%	17.3%
			Court-Related Expenditures (\$000s)	\$78,783.11	\$928,932.70
			Per Capita \$	\$80.06	\$45.06
			% of Total	4.9%	1.9%

* All County Governments Except Duval - The consolidated City of Jacksonville / Duval County figures are included in municipal totals rather than county government totals.

** (Not Court-Related)

Quality of Life

Crime	Pinellas County	Florida
Crime rate, 2020 (index crimes per 100,000 population)	2,252.2	2,152.3
Admissions to prison FY 2020-21	835	18,149
Admissions to prison per 100,000 population FY 2020-21	86.6	82.9

Health Insurance Status

Percent Insured by Age Group	Pinellas County	Florida
Under 65 years	84.6%	83.6%
Under 19 years	93.0%	92.4%
18 to 64 years	82.3%	80.6%

State Infrastructure

Transportation	Pinellas County	Florida
State Highway		
Centerline Miles	221.3	12,135.8
Lane Miles	1,081.0	45,111.7
State Bridges		
Number	187	7,079

State and Local Taxation

2021 Ad Valorem Millage Rates	Pinellas County	Florida
County-Wide	5.1302	1.6770
School	6.3250	
Municipal		4.0290
Special Districts	1.2456	0.9794

*MSTU included in Not County-Wide "County" category

State Facilities

Buildings/Facilities (min. 300 Square Feet)	Pinellas County	Florida
Number	114	9,426
Square Footage	974,380	65,539,144

Education

Conservation Land (land acres only)	Pinellas County	Florida
State-Owned (includes partially-owned)	13,649	5,478,547
% of Total Conservation Land (CL)	78.8%	51.8%
% of Total Area Land	7.8%	16.0%
% of Florida State-Owned CL	0.2%	
State-Managed	1,413	5,627,174
% of Total Conservation Land (CL)	8.2%	53.2%
% of Total Area Land	0.8%	16.4%
% of Florida State-Managed CL	0.0%	

Public Education Schools	Pinellas County	Florida
Traditional Setting (2021-22)		
Total (state total includes special districts)	146	3,755
Elementary	77	1,876
Middle	19	568
Senior High	28	719
Combination	22	592
Education attainment		
Persons aged 25 and older		
% HS graduate or higher	91.6%	88.5%
% bachelor's degree or higher	32.5%	30.5%

Prepared by:
 Florida Legislature
 Office of Economic and Demographic Research
 111 W. Madison Street, Suite 574
 Tallahassee, FL 32399-6588
 (850) 487-1402 http://edr.state.fl.us



May 2022



Pinellas County Grants at a Glance

What is a Grant?

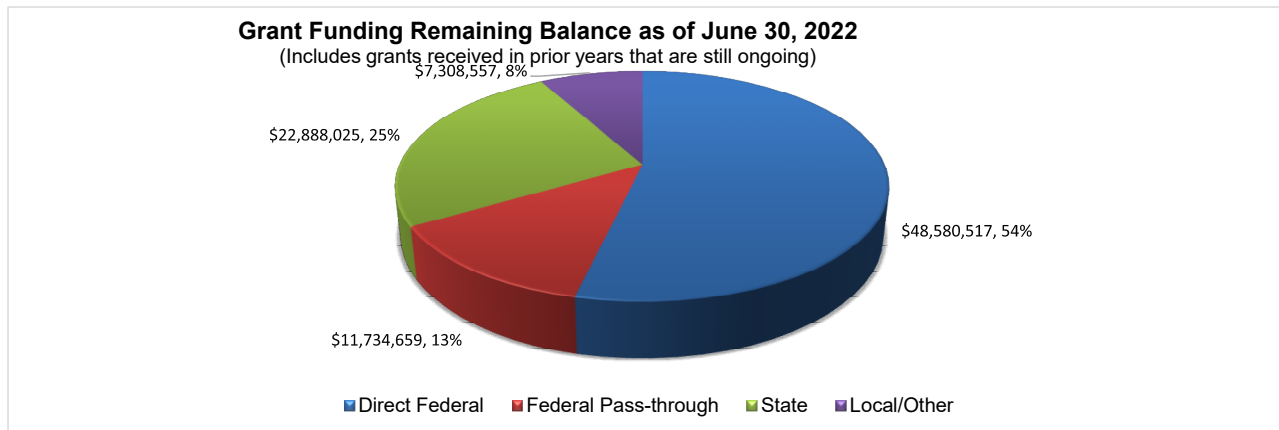
A grant is a multi-defined instrument used by government or private entities to support programs and projects that fit within the funding criteria of each respective Grantor. Due to their multi-defined characteristic, "grants" can be awarded in the form of: cash, loan contracts, loan guarantees, cooperative agreements, joint participation agreements, contracts for services, services received, interlocal agreements, and other types of contractual documents. Grants are intended to support a public purpose and are usually categorized as competitive, entitlement, or discretionary. Grant funding sources include federal, state, or municipal governments; other public entities; foundations; 501(c)(3) non-profit organizations; trusts; and other groups.

Alignment with the Strategic Plan

Goal	Strategies
Ensure Public Health, Safety, and Welfare	
2.2 Be a facilitator, convener, and purchaser of services for those in need	Support programs and services to provide greater resources for the community
Deliver First Class Services to the Public and Our Customers	
5.2 Be responsible stewards of the public's resources	Utilize grant funding to reduce the need for County financial resources to implement, maintain, and improve programs

County Grant Funding

Pinellas County Government receives grant funding from various sources annually. The FY23 Budget anticipates \$80.6M in grant revenue to fund various projects. This reflects a \$38.7M (92.2%) increase from the FY22 Estimate of \$42.0M in grant revenue. The County's use of grant funds is in accordance with the budget policies outlined in this Appendix. The following chart represents the County's current grant funding remaining balance as of **June 30, 2022**, which includes multi-year awards received in prior years that are still ongoing.



Type of Grant	Grantor	Department/Division Name	Project Name	Funding Start Date	Funding Amount (Initial + Additional)	Expended as of June 30	Remaining Balance as of June 30		
Federal Grant	Department of Health and Human Services, SAMHSA	BCC-Department of Human Services	Pinellas Adult Drug Court Expansion Project	05/31/2019	2,000,000.00	1,015,233.75	984,766.25		
			Pinellas County - Assisted Outpatient Treatment for Individuals with SMI	11/30/2018	4,013,640.00	2,387,018.31	1,626,621.69		
			Pinellas County First Responder - CARA - EMS	10/01/2021	337,500.00	-	337,500.00		
			Pinellas County First Responder - CARA GF	09/01/2021	1,662,496.00	-	1,662,496.00		
	Department of Health and Human Services, SAMHSA Total				8,013,636.00	3,402,252.06	4,611,383.94		
	Department of Homeland Security	BCC-Public Works Department	AQ-Department of Homeland Security-BioWatch 2018	07/01/2018	714,356.00	597,598.61	116,757.39		
	Department of Homeland Security Total				714,356.00	597,598.61	116,757.39		
	Department of Housing and Urban Development	BCC-Community Development	CD-CDBG-Billable 16/17	10/01/2016	2,475,418.00	2,341,410.27	134,007.73		
			CD-CDBG-Billable 17/18	10/01/2017	2,489,866.00	2,277,242.69	212,623.31		
			CD-CDBG-Billable 18/19	10/01/2018	2,431,096.00	1,651,182.11	779,913.89		
			CD-CDBG-Billable 20/21	10/01/2020	2,518,826.00	1,307,585.30	1,211,240.70		
			CD-CDBG-Billable 21/22	10/01/2021	2,551,626.00	392,609.27	2,159,016.73		
			CD-CDBG-CDBG Billable 15/16	10/01/2015	2,407,689.00	2,327,858.32	79,830.68		
			CD-CDBG-CV CARES Act	03/01/2020	1,481,989.00	1,097,456.07	384,532.93		
			CD-ESG-Billable 18/19	10/01/2018	224,144.00	79,063.96	145,080.04		
			CD-ESG-Billable 20/21	10/01/2020	214,344.00	44,159.28	170,184.72		
			CD-ESG-Billable 21/22	10/01/2021	214,845.00	-	214,845.00		
			CD-HOME-ARP Billable	10/01/2021	4,794,571.00	-	4,794,571.00		
			CD-HOME-Billable 17/18	10/01/2017	1,079,510.00	483,243.65	596,266.35		
			CD-HOME-Billable 18/19	10/01/2018	1,349,340.00	908,250.46	441,089.54		
			CD-HOME-Billable 20/21	10/01/2020	1,327,488.00	-	1,327,488.00		
			CD-HOME-Billable 21/22	10/01/2021	1,322,893.00	-	1,322,893.00		
			CD-NSP1 Billable 11/12	10/01/2010	943,226.05	888,978.58	54,247.47		
			CD-NSP3 Billable 11/12	10/01/2010	4,674,352.47	4,512,976.63	161,375.84		
			DO NOT USE --- American Rescue Plan Act Funding for HOME	10/01/2021	-	-	-		
			FY2020 Coronavirus Supplemental Funding (COVID-19)	03/01/2020	4,736,891.00	775,373.07	3,961,517.93		
			CD-ESG-Billable 19/20	10/01/2019	206,284.00	206,284.00	-		
			OHR-Office Human Rights	FY16 Fair Housing Assistance Program Council on American-Islamic Relations	07/20/2016	95,600.00	94,100.00	1,500.00	
			Department of Housing and Urban Development Total				37,539,978.52	19,387,773.66	18,152,204.86
			Department of Justice, Office of Justice Programs	BCC-Department of Human Services	2021 BIA FY 21 The Justice and Mental Health Collaboration Program	10/01/2021	549,826.00	-	549,826.00
					AURORA - Adult Drug Court and Veterans Treatment Courts	10/01/2020	495,955.00	141,054.81	354,900.19
	FY 19 STOP School Violence Prevention and Mental Health Training	10/01/2019			499,922.00	202,546.65	297,375.35		
	FY19 Opioid Affected Youth Initiative	10/01/2019			1,000,000.00	143,347.56	856,652.44		
	FY20 COSSAP Program	10/01/2020			1,199,163.00	149,886.50	1,049,276.50		
	FY21 Family Treatment Court Enhancement (FY21 Family Drug Court Program)	10/01/2021			996,944.00	-	996,944.00		
	QVW Justice for Families	10/01/2020			549,992.00	109,853.86	440,138.14		
	Pinellas County Strategic Information Sharing Partnership	10/01/2018			999,960.00	536,131.62	463,828.38		
	Pinellas Veterans Treatment Court Enhancement	10/01/2019			500,000.00	275,201.23	224,798.77		
	The Enhancement and Expansion of the Pinellas Family Drug Treatment Court	10/01/2018			889,229.00	745,522.48	143,706.52		
	Bureau of Justice Assistance FY20 Coronavirus Emergency Supplemental Funding Program	01/20/2020			175,217.00	175,217.00	-		
	2021 BIA FY 21 Paul Coverdell Forensic Science Improvement Grants Program- Competitive	10/01/2021			250,000.00	-	250,000.00		
	FY2019 DNA Capacity Enhancement and Backlog Reduction Program-Pinellas County Forensic Laboratory	01/01/2020			306,542.00	296,314.93	10,227.07		
	FY2020 DNA Capacity Enhancement and Backlog Reduction Program-Pinellas County Forensic Laboratory	10/01/2020			294,635.00	52,941.52	241,693.48		
	FY2021 DNA Capacity Enhancement and Backlog Reduction Program-Pinellas County Forensic Laboratory	10/01/2021			288,450.00	-	288,450.00		
	JAG - PAL Pinellas After School Program #9	10/01/2017			202,790.00	197,151.06	5,638.94		
	JAG 2019 Program Award #2019-DJ-BX-0669	10/01/2018			185,270.00	183,010.50	2,259.50		
	Pinellas County JAG 2020 Program - Award #2020-DJ-BX-0766	10/01/2019			162,473.00	158,277.66	4,195.34		
	Pinellas County JAG 2021 Program	10/01/2020	183,210.00	11,838.28	171,371.72				
	SCAAP Award #29-AP-BX-1011	10/01/2019	-	-	-				
	Department of Justice, Office of Justice Programs Total				9,730,128.00	3,378,295.66	6,351,832.34		
	Department of Transportation	BCC-Public Works Department	FHWA ATCMTD ATMS Pinellas County Connected Community Grant Project	09/27/2021	4,622,880.00	-	4,622,880.00		
	Department of Transportation Total				4,622,880.00	-	4,622,880.00		
	Economic Development Administration Atlanta Regional Office	BCC-Economic Development	EDA Tampa Bay Innovation Center	10/01/2019	11,263,295.00	-	11,263,295.00		
	Economic Development Administration Atlanta Regional Office Total				11,263,295.00	-	11,263,295.00		
	Federal Aviation Administration	BCC-Airport	Billing FAA - Taxiway Rehab Phase I Construction	10/01/2013	13,395,810.00	13,175,853.83	219,956.17		
			Coronavirus Response and Relief Supplemental Consolidated Appropriation Act 2021 - FAA ACRGP Grant AIP-48	05/05/2021	4,563,592.00	4,196,096.67	367,495.33		
			FAA 3-12-0075-044-2018 Runway 18/36 Rehabilitation Design	10/01/2018	1,044,480.00	1,044,479.57	0.43		
			FAA 3-12-0075-044-2018 Security System Rehabilitation	10/01/2018	2,287,439.00	2,137,350.91	150,088.09		
			FAA ACRGP Grant AIP-49 Concessionaire	05/05/2021	244,904.00	244,904.00	-		
			FAA ARPA Concessionaire Relief Grant	12/13/2021	979,617.00	979,617.00	-		
			FAA ARPA Grant - Airport	12/13/2021	9,809,329.00	-	9,809,329.00		
			FY2020 Coronavirus Supplemental Funding for Airports (COVID-19)	04/24/2020	8,737,268.00	8,737,268.00	-		
			Runway 18/36 Rehab - FAA Grant Billing	10/01/2019	20,596,402.10	20,596,402.00	0.10		
			Federal Aviation Administration Total				61,658,841.10	51,111,971.98	10,546,869.12
	Florida Department of Environmental Protection	BCC-Public Works Department	Red Tide Clean-Up FY21 Beginning June2020	06/03/2021	3,000,000.00	2,744,774.99	255,225.01		
	Florida Department of Environmental Protection Total				3,000,000.00	2,744,774.99	255,225.01		
	National Fish and Wildlife Foundation	BCC-Parks and Conservation Resources Department	National Fish Wildlife Federation Philippe Park Seawall	01/01/2021	130,000.00	-	130,000.00		
	National Fish and Wildlife Foundation Total				130,000.00	-	130,000.00		
	U.S. Department of the Treasury, Office of the Fiscal Assistant Secretary, Office of Gulf Coast Rest	BCC-Office of Management and Budget	ARPA Funding COVID19 Vaccine Incentive	11/08/2021	4,000,000.00	3,371,092.13	628,907.87		
		BCC-Parks and Conservation	COVID-19 ARPA Administration	08/12/2021	1,200,000.00	147,053.83	1,052,946.17		
		BCC-Planning	Ft. De Soto Park Dune Walkovers-Restore Act	11/01/2016	534,890.00	499,388.25	35,501.75		
		BCC-Public Works Department	Sea Level Rise & Infrastructure Resiliency Plan-Restore Act	10/01/2016	300,000.00	300,000.00	-		
	USF Estuary Circulation Model - Restore Act	09/01/2016	958,986.00	477,745.55	481,240.45				
	U.S. Department of the Treasury, Office of the Fiscal Assistant Secretary, Office of Gulf Coast				6,993,876.00	4,795,279.76	2,198,596.24		
	US Department of Energy	BCC-Parks and Conservation	Extension ARRA-EECBG Grant	08/31/2009	716,325.00	421,043.51	295,281.49		
	US Department of Energy Total				716,325.00	421,043.51	295,281.49		

Type of Grant	Grantor	Department/Division Name	Project Name	Funding Start Date	Funding Amount (Initial + Additional)	Expended as of June 30	Remaining Balance as of June 30	
Federal Grant	US Department of Health and Human Services	BCC:Department of Human Services	American Rescue Plan Act Funding for Health Centers	03/26/2021	1,567,250.00	21,297.05	1,545,952.95	
			FY 2020 Expanding Capacity for Coronavirus Testing (ECT) (COVID-19)	05/01/2020	142,609.00	142,609.00	-	
			FY2020 Coronavirus Supplemental Funding for Health Centers (COVID-19)	03/15/2020	58,607.00	57,268.08	1,338.92	
			HRSA Bayside Clinic Expansion	09/01/2020	811,861.00	53,276.57	758,584.43	
			HRSA Bayside Clinic Phase III	10/01/2021	532,472.00	40,735.72	491,736.28	
			Health Care for the Homeless '20	03/01/2020	1,922,154.00	1,863,639.19	58,514.81	
			Health Care for the Homeless '19 - CFDA 93.224	03/01/2019	281,718.00	234,143.93	47,574.07	
			Health Care for the Homeless '19 - CFDA 93.527	03/01/2019	1,973,961.00	1,385,767.98	588,193.02	
			Health Care for the Homeless '21	03/01/2021	1,759,977.00	1,676,379.12	83,597.88	
			Health Care for the Homeless '22	03/01/2022	1,746,565.00	-	1,746,565.00	
			Health Center CARES Act Funding	04/01/2020	626,255.00	602,439.79	23,815.21	
			COVID-19 CARES Act Provider Relief Fund-HHS	01/31/2020	1,898,665.47	1,898,665.15	0.32	
			US Department of Health and Human Services Total			13,322,094.47	7,976,221.58	5,345,872.89
			US Department of Housing and Urban Development	BCC:Planning	CD-CDBG-Billable 19/20	10/01/2019	2,439,396.00	1,643,388.43
	US Department of Housing and Urban Development	OHR:Office Human Rights	CD-HOME-Billable 19/20	10/01/2019	1,267,227.00	29,792.17	1,237,434.83	
	US Department of Housing and Urban Development Total			5,610,759.00	3,486,616.60	2,124,142.40		
	US Department of Justice	BCC:Department of Human Services	OYW Pinellas Criminal Domestic Battery Response Improvements	10/01/2018	864,210.00	631,430.15	232,779.85	
	US Department of Justice Total			864,210.00	631,430.15	232,779.85		
	US Environmental Protection Agency	BCC:Administrative Services	EPA- Brownfields Assessment Grant for Environmental Assessments in the Lealman Community	10/01/2019	300,000.00	151,071.19	148,928.81	
			AQ EPA NATTS Grant 2015 - 2021	07/01/2015	802,000.00	589,015.13	212,984.87	
		BCC:Public Works Department	EPA Lake Seminole Dredging Design Grant	07/15/2020	780,600.00	321,489.71	459,110.29	
			FY15 AQ EPA 103 Grant PM 2.5	04/01/2015	449,175.00	317,339.66	131,835.34	
			FY20 AQ EPA 103 Grant PM2.5	04/01/2020	90,000.00	54,442.29	35,557.71	
			FY20 AQ EPA 105 Grant	09/01/2019	522,620.00	366,363.46	156,256.54	
			FY21 AQ EPA NATTS Grant	07/01/2021	324,000.00	62,323.08	261,676.92	
	US Environmental Protection Agency Total			3,268,395.00	1,862,044.52	1,406,350.48		
	Federal Grant Total			167,448,774.09	99,795,303.08	67,653,471.01		

Type of Grant	Grantor	Department/Division Name	Project Name	Funding Start Date	Funding Amount (Initial + Additional)	Expended as of June 30	Remaining Balance as of June 30
	Clerk of the Circuit Court and Comptroller Leon County	BCC:Public Works Department	Gulf Consortium Lake Seminole Sediment Removal and Restoration Construction Grant	01/31/2020	1,160,000.00	1,036,932.96	123,067.04
		BCC:Utilities Department	Gulf Consortium Mobile Home Communities Wastewater Collection Improvements Design Grant	04/26/2021	2,053,487.00	-	2,053,487.00
	Clerk of the Circuit Court and Comptroller Leon County Total				3,213,487.00	1,036,932.96	2,176,554.04
	Department of Health and Human Services, SAMHSA	CCC:Clerk of the Circuit Court	Clk Child Support Incentive Grant	10/01/2006	500,000.00	93,769.00	406,231.00
	Department of Health and Human Services, SAMHSA Total				500,000.00	93,769.00	406,231.00
	Department of Justice, Office of Justice Programs	Sheriff Department	SCAAP Award #29-AP-BX-1011	10/01/2019	47,950.00	-	47,950.00
	Department of Justice, Office of Justice Programs Total				47,950.00	-	47,950.00
	Florida Department of Agriculture and Consumer Services	BCC:Utilities Department	Motor Lighting and HVAC Efficiency at Large Wastewater Treatment Plant South Cross Bayou Advanced Water Reclamation Facility	08/01/2021	106,000.00	-	106,000.00
	Florida Department of Agriculture and Consumer Services Total				106,000.00	-	106,000.00
	Florida Department of Economic Opportunity	BCC:Public Works Department	Pinellas County Flood Mitigation Action Plan	10/06/2021	992,000.00	-	992,000.00
	Florida Department of Economic Opportunity Total				992,000.00	-	992,000.00
	Florida Department of Environmental Protection	BCC:Public Works Department	Crystal Beach Living Shoreline	10/01/2021	40,000.00	-	40,000.00
			FDEP 319 Florida Friendly Landscaping Incentives Program	10/01/2019	25,000.00	3,908.38	21,091.62
			FDEP G0294 Lake Seminole Sub-Basin 2 Construction	07/28/2010	500,000.00	100,000.00	400,000.00
	Florida Department of Environmental Protection Total				565,000.00	103,908.38	461,091.62
	Florida Department of Law Enforcement	BCC:Department of Human Services	JAG - Planning Grant for Pinellas County DOJ19	10/01/2020	26,811.00	26,811.00	-
			JAG - Planning Grant for Pinellas County DOJ20	10/01/2021	23,635.80	6,107.15	17,528.65
			JAG - Westcare - Mustard Seed Inn DOJ19	10/01/2020	30,000.00	30,000.00	-
			JAG - Westcare - Mustard Seed Inn DOJ20	10/01/2021	25,000.00	15,650.00	9,350.00
			JAG Alpha House - Child Abuse Prevention DOJ19	10/01/2020	25,000.00	25,000.00	-
			JAG Alpha House - Child Abuse Prevention DOJ20	10/01/2021	18,000.00	16,766.42	1,233.58
			JAG Directions - Telehealth Remote DOJ20	10/01/2021	20,000.00	20,000.00	-
			JAG More Health - Firearm Safety & Injury Prevention DOJ19	10/01/2020	25,000.00	25,000.00	-
			JAG More Health - Firearm Safety & Injury Prevention DOJ20	10/01/2021	25,000.00	11,323.62	13,676.38
			JAG Suncoast - Forensic Focused Outreach DOJ19	10/01/2020	35,000.00	35,000.00	-
			JAG Suncoast - Forensic Focused Outreach DOJ20	10/01/2021	25,000.00	3,824.14	21,175.86
			2020 Coverdell Forensic Science Improvement Grant-Forensic Lab	01/01/2021	53,421.00	52,350.00	1,071.00
		OTH:Pinellas County Medical Examiner	2020 Coverdell Forensic Science Improvement Grant-Medical Examiners	01/01/2021	2,336.00	2,335.31	0.69
			2021 Coverdell Forensic Science Improvement Grant-Forensic Lab	10/01/2021	59,767.00	-	59,767.00
		Sheriff Department	Sexual Predator and Offender Tracking	10/01/2020	99,730.00	99,722.20	7.80
	Florida Department of Law Enforcement Total				493,706.80	369,889.40	123,810.96
	Florida Department of Revenue	CCC:Clerk of the Circuit Court	Title IV-D Child Support Services FY14	09/01/2014	5,600,000.00	5,340,493.42	259,506.58
	Florida Department of Revenue Total				5,600,000.00	5,340,493.42	259,506.58
	Florida Department of State	BCC:Planning	FY22 Historic Resources Survey of Flood Hazard Areas, Phase 2	07/01/2021	50,000.00	-	50,000.00
	Florida Department of State Total				50,000.00	-	50,000.00
	Florida Department of Transportation	BCC:Public Works Department	FDOT Grant Hercules Sidewalk II from Sherwood Street to Sunset Point Rd	09/23/2019	1,443,956.00	1,443,956.00	-
			FDOT Grant Sidewalk on 62nd Avenue North from 58th Street North to 62nd Street North	10/16/2018	474,367.00	473,098.64	1,268.36
			FDOT Grant Starkey Rd. - Ulmerton Rd to East Bay Drive - Sidewalk	02/24/2020	405,652.00	270,428.79	135,223.21
			FDOT LAP CR 752/Tampa Rd from Sandpiper Court to Cornerstone Center	10/28/2016	263,800.00	212,077.49	51,722.51
			FDOT LAP Sidewalk on 62nd Avenue North from 58th Street North to 62nd Street North	08/24/2017	133,290.00	133,290.00	-
			FDOT Park Blvd SRTS Sidewalk Improvements Grant Construction	01/25/2019	1,509,918.00	1,501,838.62	8,079.38
		Sheriff Department	DUI Enhancement Project MSHVE-20-06-12	11/21/2019	40,000.00	-	40,000.00
			SPEED Project SC-20-13-22 PA # 004275A	11/23/2019	100,000.00	-	100,000.00
	Florida Department of Transportation Total				4,370,983.00	4,034,689.54	336,293.46
	Florida Housing Finance Corporation	BCC:Community Development	CD-State CRF (CARES)	03/01/2020	2,772,806.00	2,772,806.00	-
	Florida Housing Finance Corporation Total				2,772,806.00	2,772,806.00	-
	Florida Humanities	BCC:Heritage Village	Shared Heritage Village in Pinellas (SHIP) - NEH	09/01/2021	5,000.00	-	5,000.00
	Florida Humanities Total				5,000.00	-	5,000.00
	Neighborhood Lending Partners Inc	BCC:Community Development	CD-NSP2 Billable 11/12	10/01/2010	5,144,543.00	4,784,838.73	359,704.27
	Neighborhood Lending Partners Inc Total				5,144,543.00	4,784,838.73	359,704.27
	Pinellas County Metropolitan Planning Organization	BCC:Parks and Conservation Resources Department	FL DeSoto Bay Pier/Dock Replacement Federal Transit Admin/Metropolitan Planning Org Grant	07/26/2012	1,000,000.00	800,528.71	199,471.29
	Pinellas County Metropolitan Planning Organization Total				1,000,000.00	800,528.71	199,471.29
	State of Florida Department of Children & Families	BCC:Department of Human Services	DCF CCRP - Complex Case Reintegration Project	03/01/2022	1,200,000.00	-	1,200,000.00
	State of Florida Department of Children & Families Total				1,200,000.00	-	1,200,000.00
	State of Florida Division of Emergency Management	BCC:Emergency Management	Emergency Management Performance Grant	07/01/2021	230,296.00	210,852.53	19,443.47
			Emergency Management Performance Grant Covid-19 Supplemental	04/27/2020	45,415.97	19,906.97	25,509.00
			Emergency Management Performance Grant Supplement from the American Rescue Plan Act	07/01/2021	13,926.00	250.00	13,676.00
		BCC:Public Works Department	FDEM Grant Countywide Traffic Signalization Improvements	10/17/2019	3,906,317.00	-	3,906,317.00
			Airport Reimbursement from Irma Category A-G (Billing Events) FEMA-4337-DR-FL	05/01/2018	114,089.45	114,089.45	-
			Building Fund Reimbursement from Irma Category A-G (Billing Events) FEMA-4337-DR-FL	05/01/2018	43,411.88	43,411.88	-
			EMS Fund Reimbursement from Irma Category A-G (Billing Events) FEMA-4337-DR-FL	05/01/2018	648,018.27	648,018.27	-
			GF Reimbursement from Hermine Category A-G (Billing Events) FEMA-4280-DR-FL	08/25/2016	613,450.44	613,450.44	-
			GF Reimbursement from Irma Category A-G (Billing Events) FEMA-4337-DR-FL	09/04/2017	19,966,258.00	18,949,754.60	1,016,503.40
		Pinellas County	Sewer Rev Reimbursement from Hermine Category A-G (Billing Events) FEMA-4280-DR-FL	08/25/2016	556,935.62	556,935.62	-
			Sewer Rev Reimbursement from Irma Category A-G (Billing Events) FEMA-4337-DR-FL	05/01/2018	518,179.07	518,179.07	-
			Solid Waste Fund Reimbursement from Hermine Category A-G (Billing Events) FEMA-4280-DR-FL	08/25/2016	51,280.29	51,280.29	-
			Solid Waste Fund Reimbursement from Irma Category A-G (Billing Events) FEMA-4337-DR-FL	05/01/2018	217,462.64	217,462.64	-
			Tourist Fund Reimbursement from Irma Category A-G (Billing Events) FEMA-4337-DR-FL	05/01/2018	355.52	355.52	-
			Water Rev Reimbursement from Irma Category A-G (Billing Events) FEMA-4337-DR-FL	05/01/2018	172,333.84	172,333.84	-
	State of Florida Division of Emergency Management Total				27,097,729.99	22,116,281.10	4,981,448.89
	State of Maryland	BCC:Department of Human Services	Pinellas County Homeless Overdose Mitigation & Engagement (HOME) Program	12/02/2019	222,610.00	192,178.96	30,431.04
	State of Maryland Total				222,610.00	192,178.96	30,431.04
	Tampa Bay Estuary Program	BCC:Public Works Department	FORT DESOTO RECIRCULATION AND SEAGRASS RECOVERY STUDY	09/01/2018	271,430.00	176,442.50	94,987.50
	Tampa Bay Estuary Program Total				271,430.00	176,442.50	94,987.50
	University of South Florida	BCC:Economic Development	Florida Small Business Development Center at USF	01/01/2017	919,054.00	764,043.65	155,010.35
			Florida Small Business Development Center at USF 2019	01/01/2019	86,340.00	64,598.77	21,741.23
	University of South Florida Total				1,005,394.00	828,642.42	176,751.58
Federal Pass-Thru Grant Total					54,658,633.79	42,651,401.56	12,007,232.23
Interlocal Agreement	Tampa Bay Water	BCC:Parks and Conservation Resources Department	Florida Yards & Neighborhoods TBW Grant	09/30/2010	1,473,581.00	1,336,873.55	136,707.45
Interlocal Agreement Total	Tampa Bay Water Total				1,473,581.00	1,336,873.55	136,707.45

Type of Grant	Grantor	Department/Division Name	Project Name	Funding Start Date	Funding Amount (Initial + Additional)	Expended as of June 30	Remaining Balance as of June 30
Local Grant	City of Pinellas Park	BCC-Public Works Department	City of Pinellas Park TMDL Monitoring and Reporting ILA 2020-2022	01/01/2020	50,000.00	7,656.76	42,343.24
	City of Pinellas Park Total				50,000.00	7,656.76	42,343.24
	City of Seminole	BCC-Public Works Department	ILA City of Seminole for O&M of Lake Seminole Alum Stormwater Treatment Facilities	08/24/2011	225,000.00	71,722.71	153,277.29
	City of Seminole Total				225,000.00	71,722.71	153,277.29
	Duke Energy Foundation	BCC-Administrative Services	Lealman Exchange Kitchen Grant	01/01/2022	58,000.00	58,000.00	-
	Duke Energy Foundation Total				58,000.00	58,000.00	-
	Florida Department of Transportation	BCC-Public Works Department	ILA FDOT APH34 - O&M Lake Seminole Alum Stormwater Treatment Facility	01/06/2014	50,000.00	22,175.30	27,824.70
	Florida Department of Transportation Total				50,000.00	22,175.30	27,824.70
	Pinellas Community Foundation	BCC-Department of Human Services	COVID19 Homeless Response	04/01/2020	43,500.00	-	43,500.00
		BCC-Department of Human Services	COVID19 Homeless Response PCF	04/01/2020	43,500.00	43,500.00	-
	Pinellas Community Foundation Total				87,000.00	43,500.00	43,500.00
		BCC-Parks and Conservation Resources Department	SWFWMD Weedon Island Tidal Wetland Restoration Feasibility Study	11/01/2016	106,268.00	39,115.79	67,152.21
			Roosevelt Creek Channel 5 Improvements Construction Grant	10/01/2018	-	-	-
			SWFWMD Bee Branch Phase 1 Grant	10/01/2016	440,000.00	376,354.60	63,645.40
			SWFWMD Grant Betty Lane at Sunset Point Road - Lower Spring Branch	06/29/2018	500,000.00	267,311.45	232,688.55
		BCC-Public Works Department	SWFWMD Ibis Stormwater Pond Construction Grant	10/01/2020	145,000.00	145,000.00	-
			SWFWMD Roosevelt Creek Stormwater Facility Grant	10/01/2017	350,510.00	350,510.00	-
	Southwest Florida Water Management Total				1,541,778.00	1,178,291.84	363,486.16
	Tampa Bay Estuary Program	BCC-Parks and Conservation Resources Department	Pilot for Pinellas County Adopt A Drain Program	01/01/2021	4,968.90	4,968.90	-
			TBEP Philippe Park Shoreline	10/01/2019	180,000.00	-	180,000.00
Tampa Bay Estuary Program Total				184,968.90	4,968.90	180,000.00	
Local Grant Total				2,196,746.90	1,386,315.51	810,431.39	

Type of Grant	Grantor	Department/Division Name	Project Name	Funding Start Date	Funding Amount (Initial + Additional)	Expended as of June 30	Remaining Balance as of June 30	
Other	City of St Petersburg	BCC:Public Works Department	ILA St. Pete Agreement Water Quality	11/30/2018	3,915.00	3,915.00	-	
	City of St Petersburg Total				3,915.00	3,915.00	-	
	City of Tarpon Springs	BCC:Public Works Department	Coop Agreement City of Tarpon Springs for Water Quality Monitoring Programs in Sprint Bayou of the Andote River	05/10/2017	30,000.00	29,671.63	328.37	
	City of Tarpon Springs Total				152,000.00	152,000.00	-	
	Florida Animal Friend, Inc	BCC:Animal Services	Florida Animal Friend Grant Spray Neuter Pinellas Project FY22	09/01/2021	15,000.00	-	15,000.00	
	Florida Animal Friend, Inc Total				15,000.00	-	15,000.00	
	Southwest Florida Water Management		BCC:Public Works Department	Brooker Creek Watershed Management Plan	10/01/2018	450,000.00	159,813.48	290,186.52
				Coastal Zone 5 Watershed Management Plan	10/01/2020	287,500.00	-	287,500.00
				Klosterman Bayou Watershed Management Plan (Q038)	10/01/2019	150,000.00	-	150,000.00
				Lake Tarpon Watershed Management Plan (N924) - Flood Study	10/01/2017	200,000.00	127,302.90	72,697.10
				Roosevelt Creek Watershed Management Plan - Flood Study	10/01/2019	400,000.00	24,418.50	375,581.50
				SWFWMD Andote River Watershed Management Plan	01/01/2017	400,000.00	389,800.88	10,199.12
	Southwest Florida Water Management Total				2,362,500.00	836,113.95	1,526,386.05	
	Tampa Bay Regional Planning Council	BCC:Public Works Department	FY22 TBPC Stormwater Education Project Grants - Contract #8C851	10/01/2021	15,657.88	-	15,657.88	
	Tampa Bay Regional Planning Council Total				15,657.88	-	15,657.88	
	Transportation Security Administration	BCC:Airport	Installation of Inline Baggage System in Ticketing A	09/14/2016	753,979.00	736,576.99	17,402.01	
			Law Enforcement Officer Reimbursement Prgm	01/01/2021	459,900.00	181,001.68	278,898.32	
			Law Enforcement Officer Reimbursement Program	04/01/2016	592,400.00	586,944.69	5,455.31	
	Transportation Security Administration Total				1,806,279.00	1,504,523.36	301,755.64	
	University of South Florida	BCC:Economic Development	Florida Small Business Development Center at USF-Agreement for Services	11/15/2016	397,871.00	325,999.21	71,871.79	
	University of South Florida Total				397,871.00	325,999.21	71,871.79	
	Other Total				4,783,222.88	2,852,223.15	1,930,999.73	
	Other Grant	Southwest Florida Water Management	BCC:Public Works Department	SWFWMD Lake Seminole Dredging Grant	06/10/2010	8,567,712.00	7,763,728.53	803,983.47
Other Grant Total				8,567,712.00	7,763,728.53	803,983.47		
State Grant	Florida Department of Environmental Protection	BCC:Parks and Conservation Resources Department	FDEP Wall Springs Coastal Addition LII	10/01/2020	200,000.00	200,000.00	-	
			AQ FDEP Title V FY21-23	07/01/2021	55,068.31	12,620.43	42,447.88	
			AQ FDEP Title V Grant FY20-FY22	07/01/2020	87,800.41	24,500.00	63,298.61	
			FDEP 1992 Honeymoon Island Beach Nourishment	01/01/2016	130,063.00	67,180.68	62,882.32	
			FDEP Lake Seminole Sediment Removal and Restoration Construction Grant	07/01/2018	1,500,000.00	1,500,000.00	-	
			FDEP Long Key Upham Nourishment 2018	03/30/2017	1,080,000.00	750,307.83	329,692.17	
			FDEP Long Key-Pass a Grille Nourishment 2022	07/01/2020	940,500.00	49,844.78	890,655.22	
			FDEP Sand Key Nourishment 2018	09/01/2016	4,647,520.00	3,988,025.23	659,494.77	
			FDEP Treasure Island Nourishment 2018 Grant 18P91	01/01/2016	2,540,000.00	1,380,898.47	1,159,101.53	
						11,180,950.72	7,973,379.22	3,207,571.50
	Florida Department of Health	BCC:Department of Safety and Emergency Services	EMS Trust Fund Distribution-Grant 2016-2017	12/07/2016	740,160.20	365,924.37	374,235.83	
	Florida Department of Health Total				740,160.20	365,924.37	374,235.83	
	Florida Department of Law Enforcement	OTH:Pinellas County Medical Examiner	FY2021 FDLE Forensic Laboratory System Funding Distributions	10/01/2020	265,000.00	259,644.57	5,355.43	
			FY2022 FDLE Forensic Laboratory System Funding Distributions	10/01/2021	265,000.00	162,944.28	102,055.72	
	Florida Department of Law Enforcement Total				530,000.00	422,588.85	107,411.15	
	Florida Department of State	BCC:Planning	FY21 Historic Resources Survey of Flood Hazard Areas, Phase 1	07/01/2020	50,000.00	50,000.00	-	
	Florida Department of State Total				50,000.00	50,000.00	-	
	Florida Department of Transportation	BCC:Airport		Cargo Ramp Runway 9-27 Rehabilitation FDOT	09/30/2019	4,500,000.00	175,733.54	4,324,266.46
				Environmental Assessment Airco for Construction of new Taxiways and Roads	03/27/2017	300,000.00	119,380.96	180,619.04
				FDOT GOV03 Security System Upgrades	10/01/2015	437,500.00	333,151.26	104,348.74
				FDOT GOY98 Runway 18/36 Rehabilitation Design	10/01/2018	900,000.00	900,000.00	-
				FDOT Replace Pax Exit Purral Gates 7-11	05/04/2020	400,000.00	41,318.68	358,681.32
				ATMS Phase 3 Expansion Construction Grant	10/01/2019	806,614.00	743,665.42	62,948.58
		BCC:Public Works Department		FDOT ATMS 49th St. S Construction Grant	03/05/2020	1,548,300.00	1,338,111.49	210,188.51
				FDOT ATMS Alt US19 S TRIP Grant	06/22/2018	1,682,473.00	1,544,144.39	138,328.61
				FDOT ATMS Downtown St Pete Grant	06/15/2018	318,000.00	311,658.23	6,341.77
				FDOT ATMS G0016 Gulf Blvd at Intraoastal Crossings Construction	05/19/2015	2,067,300.00	1,096,004.29	971,295.71
				FDOT Sun Trail Network Pinellas Trail Loop Phase II	09/01/2017	5,700,000.00	5,324,815.28	375,184.72
				Illicit Discharge Inspection Program	08/07/2012	300,000.00	210,000.00	90,000.00
				Total Maximum Daily Load Florida Dept of Transportation AQJ69	06/27/2014	50,000.00	44,201.28	5,798.72
	Florida Department of Transportation Total				19,010,197.00	12,182,188.82	6,828,008.18	
	Florida Fish and Wildlife Conservation Commission	BCC:Public Works Department	State of Florida - Derelict Vessel Removal Grant Program	05/01/2020	24,010.00	24,010.00	-	
	Florida Fish and Wildlife Conservation Commission Total				24,010.00	24,010.00	-	
	Florida Housing Finance Corporation	BCC:Community Development	CD-SHIP Billable 21/22	07/01/2021	3,491,137.00	3,381,641.00	109,496.00	
	Florida Housing Finance Corporation Total				3,491,137.00	3,381,641.00	109,496.00	
	Florida Sports Foundation	BCC:Convention and Visitors Bureau	St. Pete Clearwater Elite Invitational 02/17/22 - 02/20/22	12/07/2021	17,500.00	-	17,500.00	
	Florida Sports Foundation Total				17,500.00	-	17,500.00	
	Office of the Attorney General	Sheriff Department	Crime Stoppers of Pinellas 2020 - CRST2020	07/01/2020	206,720.00	173,634.05	33,085.95	
			Crime Stoppers of Pinellas 2021 - CRST2021	07/08/2021	218,070.00	131,730.15	86,339.85	
			Crime Stoppers of Pinellas County 2017	07/01/2017	239,610.00	199,001.49	40,608.51	
	Office of the Attorney General Total				664,400.00	504,371.69	160,028.31	
	Office of the State Courts Administrator	BCC:Department of Human Services	Adult Post-Adjudicatory Drug Court Expansion Operations in Pinellas County, Florida-FY 20/21	07/01/2020	599,928.00	365,622.67	234,305.33	
			Adult Post-Adjudicatory Drug Court Expansion Operations in Pinellas County, Florida-FY 21/22	07/01/2021	599,928.00	204,942.57	394,985.43	
	Office of the State Courts Administrator Total				1,199,856.00	570,565.24	629,290.76	
	Southwest Florida Water Management	BCC:Parks and Conservation Resources Department	FDEP-SWFWMD Water Management Districts-Land Acquisition & Improvement	10/01/2019	116,369.36	116,369.36	-	
	Southwest Florida Water Management Total				116,369.36	116,369.36	-	
	State of Florida Department of Children & Families	OTH:Public Defender	DCF CIMHSA Reinvestment Grant	07/01/2020	1,200,000.00	697,000.00	503,000.00	
State of Florida Department of Children & Families Total				1,200,000.00	697,000.00	503,000.00		
State of Florida Division of Emergency Management		BCC:Emergency Management	Emergency Management Preparedness Assistance Grant	07/01/2021	105,806.00	75,572.36	30,233.64	
			Emergency Management Preparedness Assistance Grant FY21	07/01/2020	105,806.00	105,806.00	-	
			Emergency Management Preparedness Grant - American Rescue Plan Assistance Competitive	01/01/2022	50,000.00	-	50,000.00	
			Emergency Management Preparedness and Assistance Grant	07/01/2022	105,806.00	-	105,806.00	
			Hazard Analysis - Emergency Planning and Community Right-To-Know Act	07/01/2021	6,048.81	6,048.81	-	
State of Florida Division of Emergency Management Total				37,500.00	19,355.00	8,145.00		
State of Florida E911 Board	BCC:Department of Safety and Emergency Services	COVID-19 Florida E911 Board Special Disbursement	05/26/2020	84,000.00	-	84,000.00		
		Vesta 911 Refresh of Regional 911 (R911) Host A & B	07/19/2019	658,916.00	-	658,916.00		
State of Florida E911 Board Total				742,916.00	-	742,916.00		
State Grant Total				33,366,463.89	26,494,820.72	12,873,642.37		
Grand Total				278,497,133.75	182,280,666.10	96,216,467.65		



**PINELLAS COUNTY
ADOPTED FY23 SCHEDULE OF USER FEES**

**NON-PROPRIETARY DEPARTMENTS, THE AIRPORT AND THE UTILITY DEPARTMENTS, AND THE
FLORIDA DEPARTMENT OF HEALTH IN PINELLAS COUNTY**

DEPARTMENT / AGENCY	Page
All Departments	
Airport: St. Pete-Clearwater International	K-33
Animal Services	K-35
BCC	K-37
Building Services	K-38
Communications	K-44
Contractor Licensing Department	K-45
Development Review Services	K-46
Economic Development	K-51
Emergency Management	K-52
Facilities and Real Property	K-53
Health Department	K-54
Housing and Community Development	K-59
Human Services - Justice & Consumer Services	K-61
Parks and Conservation Resources	K-62
Public Works	K-64
Purchasing	K-67
Safety and Emergency Services	K-68
Solid Waste	K-69
Utilities	
Water System	K-70
Sewer System	K-76
Reclaimed Water	K-78
Utilities Collections & Engineering	K-80

User Fees Schedule

Airport	FY23 Adopted
I. Ground Transportation Fees	
I-A. On-Airport Car Rental Companies	Minimum Bid or 10% of gross revenues
I-B. Off-Airport Car Rental Companies	\$50.00 per month or 10% of gross revenues
I-C. Transportation Network Companies (TNC) - Uber/Lyft/Ride Share	\$4.00 per pick-up
I-D. Commercial Ground Transportation Provider (taxicabs, limousines, car services, Super Shuttle, any other provider utilizing Ground Transportation lot)	\$4.00 per pick-up
I-E. Hotel Courtesy Shuttles	\$600.00/year
II. Aviation Fees	
II-A. Daily Terminal Ramp Parking (over 4 hours) (per plane) Passenger Airlines	
II-A-1. Category A or B	\$30.00
II-A-2. Category C	\$40.00
II-A-3. Category D	\$50.00
II-B. Daily Terminal Ramp Parking (over 4 hours) (per plane) Cargo Airlines	
II-B-1. Category A or B: 0 - 100,000 lbs.	\$60.00
II-B-2. Category C: 100,001 - 400,000 lbs.	\$80.00
II-B-3. Category D: Over 400,000 lbs.	\$100.00
II-C. Daily Parking Fee Outside Terminal Ramp (non-leased) (per plane)	
II-C-1. Single Engine Aircraft	\$10.00
II-C-2. Twin Engine Aircraft	\$15.00
II-C-3. Jet Engine Aircraft	\$25.00
II-D. Terminal Service Charge (per flight) - Determined by number of departures	
II-D-1. 0 - 2,500 departures	\$75.00
II-D-2. 2,501 - 5,000 departures	\$65.00
II-D-3. 5,001 - 7,500 departures	\$55.00
II-D-4. >7,500 departures	\$50.00
II-E. Passenger Screening Fees (per passenger)	
II-E-1. Standard	
II-E-1-a. 0 (Zero) to 10,000 passengers enplaned per month	\$0.50
II-E-1-b. Over 10,000 passengers enplaned per month	\$0.25
II-E-2. Flexible Response	
II-E-2-a. All enplaned passengers per month	\$0.60
II-F. Fuel Flowage Fees (per gallon)	
II-F-1. Airlines	
II-F-1-a. 0 (Zero) to 20,000 gallons per month	\$0.06
II-F-1-b. 20,001 to 100,000 gallons per month	\$0.02
II-F-1-c. Above 100,000 gallons per month	
II-F-2. General Aviation	
II-F-2-a. All other users	\$0.07
II-G. Airline Landing Fees (per thousand pounds)	
II-G-1. With Agreement	\$0.95
II-G-2. Without Agreement	\$1.10
II-H. Passenger Loading Bridge Fee (per plane)	

User Fees Schedule

Airport	FY23 Adopted
II-H-1. All Airlines per use	\$50.00
III. Other Fees	
III-A. Terminal Ticket Counter/Office Rental (per Square Foot per year)	\$20.00
III-B. Wick Wing Office Rental (per Square Foot per year)	\$14.00
III-C. Automobile Storage Fees (per day)	\$4.00
,	
III-D. Security Card Replacement	
III-D-1. Fingerprinting	\$41.00
III-D-2. Badge Renewal	\$20.00
III-D-3. Lost Badge	\$75.00
III-D-4. Unaccounted Badge	\$75.00
III-D-4. Badge Replacement	\$20.00
III-D-5. Tenant Keys	\$25.00
,	
III-E. Paid Parking Lot Fees	
III-E-1. Short Term	
III-E-1-a. First Ten Minutes of Use	Free
III-E-1-b. First Hour	\$2.00
III-E-1-b-1. Each Additional 20 Minutes of Use	\$1.00
III-E-1-b-2. Short Term Daily (24 Hours) Maximum Rate	\$24.00
III-E-2. Long Term	
III-E-2-a. First Ten Minutes of Use	Free
III-E-2-b. First Hour	\$2.00
III-E-2-b-1. Each Additional 20 Minutes of Use	\$1.00
III-E-2-b-2. Long Term Daily (24 Hours) Maximum Rate	\$13.00
III-E-3. Economy	
III-E-3-a. First Ten Minutes of Use	Free
III-E-3-b. First Hour	\$2.00
III-E-3-b-1. Each Additional 20 Minutes of Use	\$1.00
III-E-3-b-2. Economy Daily (24 Hours) Maximum Rate	\$8.00
III-E-4. Overflow Economy parking Lot(s)	
III-E-4-a. Daily (24 Hours) Maximum Rate	\$6.00
III-E-5. Cell Phone Lot	Free
III-E-5-a. No Overnight Parking (Overnight vehicles will be towed)	
,	
III-F. Car Rental Lot Space Parking Fee (Car Rental Tenants) per space /month	\$60.00
III-G. Leased Lot Parking Fee (Tenants) (per space per month)	\$30.00
III-H. Passenger Facility Charge (per enplaning passenger)	\$4.50
Note: Fee is collected by airlines and remitted to Airport.	
,	
III-I. Customer Facility Charge (CFC) - per on-airport rental car contract (per day)	\$4.00
Note: Fee is collected by rental car concessionaires and remitted to Airport.	

User Fees Schedule

Animal Services	FY23 Adopted
I. Impoundment	
I-A. Sterilized (mandatory chip included in reclaim)	\$75.00
I-B. Intact	\$125.00
Option 1 - When unaltered animals are impounded and reclaimed by the owner, an incentive will be offered at that time to have the animal spayed/neutered at the suggested price listed under item IV, and in addition the impound fee will be waived. Boarding fees will be assessed as outlined in item III. NOTE: Fee includes MANDATORY microchip and core vaccines (excludes rabies vaccine).	
I-C. Other Reclaim - not domestic cat or dog - each instance	\$50.00
Option 2 - When unaltered animals are impounded and reclaimed by the owner, the owner can opt to pay the intact animal reclaim fee and take their animal to a vet of their choice for spay/neuter within 30 days of reclaim. The owner must then submit a request for the difference of Intact Animal Reclaim Fee and the Sterilized Intact Fee (current difference \$50.00). Mandatory chip MUST be purchased through vet or issued at the shelter. Boarding fees will be assessed as outlined in item III.	
I-D. Medical Therapy for Impounded / Reclaimed Animals	
I-D-1. Minimum Veterinary Service	\$50.00
I-D-2. Limited Veterinary Service	\$75.00
I-D-3. Extensive Veterinary Service	\$150.00
I-D-4. Emergency Veterinary Service	\$250.00
I-E. Community Cat First Impound (mandatory microchip included)	\$20.00
,	
II. Vaccinations	
II-A. Regular Rabies	\$15.00
II-B. Low Cost Rabies Clinic	\$10.00
,	
III. Board (per day)	\$15.00
,	
IV. Spay/Neuter	
IV-A. Spay - Dog	\$65.00
IV-B. Spay - Cat	\$50.00
IV-C. Neuter - Dog	\$50.00
IV-D. Neuter - Cat	\$40.00
NOTE: This service is provided upon reclaim	
,	
V. Adoptions	
V-A. Special	
V-A-1. Dog Rate - Special	\$25.00
V-A-2. Cat Rate - Special	\$25.00
V-B. Regular	
V-B-1. Dog Rate - Regular	\$40.00
V-B-2. Six (6) Months or Younger Dogs	\$100.00
V-B-3. Small Breed Dogs	\$100.00
V-B-4. Cat Rate - Regular	\$40.00
V-B-5. Kittens - Six (6) months or younger	\$50.00
V-C. Adoption (other)	
V-C-1. Rate to be determined between \$40 - \$125	\$40.00 - \$125.00
,	
VI. Licenses	
VI-A. Dog/Cat (1 year license)	\$21.00 (a) (b)
VI-B. Dog/Cat (3 year license)	\$42.00 (a) (b)

User Fees Schedule

Animal Services	FY23 Adopted
VI-C. License Late Fee (30 days past due)	\$10.00
VI-D. Duplicate Tag	\$5.00
VI-E. Microchip ID	\$20.00
.	
(a) - Incentive - Veterinary Clinics and /or agents for the sale and handling of licenses will receive an incentive in the form of a discount: 5%	(a) Incentive
(b) - Incentive - Veterinary Clinics and /or agents for utilizing the online licensing reseller portal to perform data entry of licenses sold will receive an incentive in the form of a discount for each license sold: 2%	(b) Incentive
(c) - A rebate in-kind for pet owners who elect to have their Non-Sterilized pets Sterilized. Must show proof of sterilization and current intact license. No cost for next required license. Pinellas County Code Section 14-47(b) authorizes rebate.	(c) Rebate In-Kind
.	
VII. Other	
VII-A. Euthanasia/Cremation	
VII-A-1. Euthanasia/Cremation (60 lbs. and under)	\$80.00
VII-A-2. Euthanasia/Cremation (over 60 lbs.)	\$120.00
VII-A-3. Euthanasia/Cremation (pocket pets, rabbits, etc.)	\$30.00
VII-B. Cremation Only	
VII-B-1. Cremation Only (60 lbs. and under)	\$50.00
VII-B-2. Cremation Only (over 60 lbs.)	\$70.00
VII-B-3. Cremation Only (pocket pets, rabbits, etc.)	\$20.00
VII-C. Euthanasia Only	
VII-C-1. Euthanasia Only (60 lbs. and under)	\$30.00
VII-C-2. Euthanasia Only (over 60 lbs.)	\$50.00
VII-C-3. Euthanasia Only (pocket pets, rabbits, etc.)	\$10.00
VII-D. Pickup/Delivery of any Animals	\$60.00
VII-E. Guard Dog Annual Registration	\$125.00
VII-F. Dangerous Dog Registration: Includes one inspection annually	\$500.00
VII-G. Pet Dealer & Kennel Permits	\$200.00
VII-H. Hobby Breeder Application	\$30.00
VII-I. Heartworm and Flea Treatment	Market Value
VII-J. Owner Surrender	\$75.00
VII-K. Owner Surrender with litter	\$100.00
VII-L. Landlord/Property Surrender Fee - per instance	\$75.00
VII-M. Irresponsible Owner Annual License Surcharge	\$75.00
.	

User Fees Schedule

Board of County Commissioners	FY23 Adopted
<p>I. Dishonored Check Fee In accordance with Sections 125.0105 and 832.08(5), F.S., a service fee for the collection of a dishonored check, draft, or other order will be charged as follows, whichever is greater:</p> <p>•</p> <p>I-A. Face value of check:</p> <p>I-A-1. Does not exceed \$50.00.</p> <p>I-A-2. Is more than \$50.00, but does not exceed \$300.00.</p> <p>I-A-3. Is more than \$300.00, but does not exceed \$800.00.</p> <p>I-A-4. Is more than \$800.00.</p> <p>•</p> <p>II. Duplication Charges for Public Records</p> <p>II-A-1. One-sided copy no more than 8 ½" x 14"</p> <p>II-A-2. Two-sided copy no more than 8 ½" x 14"</p> <p>II-A-3. One-sided copy 11" x 17"</p> <p>II-A-4. Two-sided copy 11" x 17"</p> <p>II-A-5. Certified copy of a public record</p> <p>II-A-6. Copies on electronic media</p> <p>II-A-7. Portions of Construction Plans/Prints 24"x36"</p> <p>NOTE: The first \$5.00 of applicable charges shall be waived based on the cost of processing payments. When the nature or volume of a public records request requires extensive use of information technology resources or extensive clerical or supervisory assistance, a special service charge shall be assessed as provided in section 119.07, F.S.</p> <p>•</p> <p>III. Credit Card Convenience Charge</p>	<p></p> <p>\$25.00</p> <p>\$30.00</p> <p>\$40.00</p> <p>5% of Face Value of the Check</p> <p></p> <p>\$0.15</p> <p>\$0.20</p> <p>\$0.25</p> <p>\$0.30</p> <p>\$1.00</p> <p>Actual Cost of Duplication</p> <p>\$7.00 per page</p> <p></p> <p>Actual Cost per Vendor Agreement</p>

User Fees Schedule

Building and Development Review Services	FY23 Adopted
<p>Table of Contents</p> <p>I. General Notes</p> <p>II. Permit Fees General</p> <p>III. Plan Review</p> <p>IV. Combination Permits</p> <p>V. Building Stand Alone Permits</p> <p>VI. Electrical Stand Alone Permits</p> <p>VII. Plumbing Stand Alone Permits</p> <p>VIII. Gas Stand Alone Permits</p> <p>IX. Mechanical Stand Alone Permits</p> <p>X. Inspections</p> <p>XI. General/Administrative Fees</p> <p>XII. Interlocal Municipal Fees</p> <p>XIII. Private Provider Administrative Fees</p> <p>I. General Notes</p> <ul style="list-style-type: none"> •Building Permit fee shall be as the Pinellas County Published Fees schedule. •Permit fees shall be based on the construction valuation of the proposed work unless listed in the schedule. The construction valuation shall include all labor and materials cost for all trades as stated on the permit application and/or executed construction contract. "Final building permit valuation shall be set by the building official" per FBC109.3 •The permit fees for new construction shall be based on the submitted construction cost but not less than the latest building valuation data published by the International Code Council (www.iccsafe.org/building-safety-journal/bsj-technical/building-valuation-data) based on the gross work area for all new constructions and additions. One and Two Family Dwellings interior unconditioned spaces, open and covered exterior spaces (garage, attic, porches) will be calculated as Utility Occupancy for permit cost. •The permit fees for shell building construction shall be based on the submitted construction valuation but not less than the latest 60% of the building valuation data published by the International Code Council based on the gross work area. •The permit fees for interior and exterior remodels, rehabs, and repairs shall be based on the submitted construction valuation but not less than the 40% of the latest building valuation data published by the International Code Council based on the gross work area. •Minimum permit fees shall be \$100.00 per required trade inspection regardless of value unless listed in schedule. Fees for permits or services not specified in the fee schedule shall be based on \$100.00 per inspections and \$125.00 min plan review fee. •All building permit are subject to the Florida Building Permit Surcharges Per. FS 553 and FS 468 (2.5% of permit fees value or \$4.00 minimum) and a Technology Fee per schedule. •Permit fees shall be based on the construction valuation of the proposed work unless listed in the schedule. The construction valuation shall include all labor and materials cost for all trades as stated on the permit application and/or executed construction contract. "Final building permit valuation shall be set by the building official" per FBC109.3 •The permit fees for new construction shall be based on the submitted construction cost but not less than the latest building valuation data published by the International Code Council (www.iccsafe.org/building-safety-journal/bsj-technical/building-valuation-data) based on the gross work area for all new constructions and additions. One and Two Family Dwellings interior unconditioned spaces, open and covered exterior spaces (garage, attic, porches) will be calculated as Utility Occupancy for permit cost. •The permit fees for shell building construction shall be based on the submitted construction valuation but not less than the latest 60% of the building valuation data published by the International Code Council based on the gross work area. 	

User Fees Schedule

Building and Development Review Services	FY23 Adopted
<p>•The permit fees for interior and exterior remodels, rehabs, and repairs shall be based on the submitted construction valuation but not less than the 40% of the latest building valuation data published by the International Code Council based on the gross work area.</p> <p>•Minimum permit fees shall be \$100.00 per required trade inspection regardless of value unless listed in schedule. Fees for permits or services not specified in the fee schedule shall be based on \$100.00 per inspections and \$125.00 min plan review fee.</p> <p>•All building permit are subject to the Florida Building Permit Surcharges Per. FS 553 and FS 468 (2.5% of permit fees value or \$4.00 minimum) and a Technology Fee per schedule.</p> <p>Work exempt from Building Permits.</p> <p>• A Building Permit is not required for minor repairs where the valuation does not exceed \$500.00, unless there is a structural component, or includes electrical, mechanical, or plumbing trades. (See FBC 105.2.2)</p> <p>•No building permit is required for fences of chain link, vinyl or wood 6' or less in height, paving, Driveways, flatwork, work of a strictly cosmetic nature (painting, wallpapering, trim, kitchen cabinets, etc.), but may require Zoning Clearance, Environmental/Habitat and Regulatory Services/Right of way permits.</p> <p>•See Chapter 1 section 105.2, of the Florida Building Code with Pinellas County Amendments and the Pinellas county website for more information.</p> <p>Contract Communities Only Pinellas County Building Services performs Building Official, Plan Review, Zoning Verification, Permitting and Construction inspections by Interlocal Agreement for a number of incorporated Municipalities. These municipalities have local ordinances regulations, and zoning that differ from the unincorporated portion of the County. In some cases, items exempted from permitting by the unincorporated ordinances and regulations will require permits and inspection in the municipalities.</p> <p>When in doubt about whether a permit is required in these municipalities, please contact our office at 727-464-3888 or check the Building Services website at http://www.pinellascounty.org/build/.</p> <p>Express Permits (On-Line) http://www.pinellascounty.org/build/permitting.htm</p> <p>ALL PERMITS SUBJECT TO DEVELOPMENT REVIEW SERVICES (DRS) FEES, ZONING, HABITAT, RIGHT OF WAY, UTILITIES, SITE PLAN, IMPACTS. SEE DRS FEE SCHEDULE FOR MORE INFORMATION.</p>	
<p>II. Permit Fees General</p> <p>II-A. Permit Fee Minimum (Per trade for single trip inspections when there is no specific permit fees specified within the fee schedule)</p> <p>II-B. "After-the-Fact" permit fees</p> <p>II-B-1. Shall be two (2) times the normal permit fees.</p> <p>II-B-2. Any subsequent "After-the-Fact" permit issued to the same licensed contractor within the following twelve (12) months shall be ten (10) times the normal permit fees.</p> <p>* Fixed Fee Permits are calculated on the historical average number of expected inspections. The County reserves the right to limit or increase the number of inspections and adjust fees accordingly.</p> <p>* No credit or fee reduction for "Master Plan" permits.</p>	<p>\$100.00</p>
<p>III. Plan Review (fees are non-refundable)</p> <p>III-A. Plan Review Commercial (Charges on original plan review, revisions, and interiors).</p> <p>III-B. Plan Review Residential (Charges on original plan review, revisions, and interiors).</p> <p>III-C. Plan Review Revisions and Supplements, Residential and Commercial</p>	<p>25.0% of permit fee; Min. \$125.00</p> <p>25.0% of permit fee; Min. \$125.00</p> <p>\$50.00 First page; \$15.00 each add page</p>

User Fees Schedule

Building and Development Review Services	FY23 Adopted
III-D. Plan Review Fee subject to an Interlocal Agreement where a Building Permit is not issued by Pinellas County Building Services (Charges on original plan review, revisions, and interiors).	Additional 10.0%
III-E. Building Life Safety Fire Resistance Review Charges to all Commercial New, Remodel and Addition permits.	\$120.00
III-F. Expedited Plan Review (Manager approval required)	
III-F-1. Residential	\$400.00
III-F-2. Commercial	
III-F-2-a. Between 0-5,000 sq. ft.	\$500.00
III-F-2-b. More than 5,000 sq. ft.	Add'l 50.0% of Plan Review; Min
III-G. Plan Review Additional Fee for Flood Zones - Substantial Damage/Improvement	\$500.00
III-H. Piling/Grade Beam Foundation Review Additional Fee	Add 25% of Plan Review
III-I. Building Code Site Plan Review (excluding 1 & 2 Family Detached on Single Lots)	Add 20.0% of Plan Review
III-J Flood Location Ordinance Review per permit in flood zone	\$125.00
NOTE: The third and any subsequent plan review of signed & sealed plans, for the same noted Code Violation, will be charged at four (4) times the applicable plan review fee. Per FS 553.80(2)(b)	\$15.00
IV. Combination Permits	
\$100.00 min per required inspection; \$125.00 min plan review	
IV-A. Residential Buildings - 1 and 2 Family Dwellings and accessory structures valuation up to \$600,000 Includes Building, Electrical (includes saw pole or power pole), Plumbing, Mechanical, Inspections and Plan Review.	\$11.00 per \$1,000.00; Min. \$100.00 per inspection
IV-B. 1 and 2 family valuation over \$600,000 - Includes Building, Electrical, Plumbing, Mechanical, Inspections and Plan Review.	\$8.00 per \$1,000.00; Min. \$100.00 per inspection
IV-C. Commercial Buildings valuation up to \$1 million - Includes Building, Electrical, Plumbing, Mechanical, Inspection and Plan Review.	\$8.50 per \$1,000; Min. \$100 per inspection
IV-D. Commercial Buildings valuation portion over \$1 million - Includes Building, Electrical, Plumbing, Mechanical, Inspections and Plan Review.	\$7.50 per \$1,000; Min. \$100 per inspection
IV-E. Permit Revisions and Supplements, Residential and Commercial	Value based per Schedule or \$100.00 min per additional trade inspection
IV-F. Shell building fees shall be based on the submitted construction valuation but not less than 60% of the latest building valuation data published by the International Code Council based on the gross work area. Includes Building, Electrical, Plumbing, Mechanical, Inspections and Plan Review as applicable.	See Text
IV-G. Early Start Permit (Interior work prior to first required inspection - See separate policy for instructions and limitations)	\$160.00
IV-H. Threshold Building (Charged on all buildings that meet State of Florida definition of a threshold building)	Additional 20.0% of standard permit fee.
IV-I. Solar Permits (Building, Plan Review for wind resistance engineering)	
IV-I-1. Domestic Water Heating - Each (includes Building, Plan Review, Plumbing & Electrical)	\$335.00
IV-I-2. Photovoltaic Systems - Each (includes Building, Plan Review & Electrical)	\$240.00
IV-I-3. Pool/Spa Heating System - Each (includes Building, Plan Review & Electrical)	\$240.00
IV-I-4. Space Heating - Each (includes all trades and Plan Review)	\$440.00
IV-J. Spa, Swimming Pools and Hot Tubs	
IV-J-1. Spa, Swimming Pool and Hot Tubs, with Deck. Includes Building, Electric and Plans Review fee. Up to \$40,000.00 value.	\$540.00
IV-J-2. Spa, Swimming Pool and Hot Tubs - additional value exceeding \$40,000.00. Added to fee above.	\$5.50 per \$1,000.00
IV-K. Construction Trailer or Sales Trailer includes all trades and plan review	\$400.00

User Fees Schedule

Building and Development Review Services	FY23 Adopted
IV-L. Mobile Home on lot setup. Includes all trades and plan review.	\$650.00
V. Building Stand Alone Permits	
NOTE: Additional fees shall apply for work performed beyond the scope of the Building	
V-A. Antenna Co Locate (no electric) includes Plan Review	\$225.00
V-B. Aluminum Structures without slab/footers: Screen room, Pool Cage, porch, carport, includes Building inspections and Plan Review	\$245 plus \$1 per \$1000 value
V-C. Aluminum Structures with slab/footers: Screen room, Pool Cage, porch, carport, includes Building Inspections and Plan Review	\$325 plus \$1 per \$1000 value
V-D. Demolition	
V-D-1. Commercial Demolition Permit includes all trades and plan review.	\$265.00
V-D-2. Residential Demolition Permit	\$190.00
V-D-3. Mobile Home Demolition - Plumbing Only	\$100.00
V-E. Damage pre-permit inspection, Fire or Structural (Includes Building and Electrical inspection)	\$185.00
V-F. Daycare - Inspections only - Includes Bldg., Elec. & Fire Life-Safety.	\$200.00
V-G. Move Building Per-Inspections within Pinellas County Only. An additional/supplement permit will be required for foundation and building set per fee schedule.	\$300.00
V-H. Reroof	
V-H-1. Reroof - Residential or Commercial - 1st 20 Squares	\$165.00
V-H-2. Reroof - Residential or Commercial - Each additional Square	\$1.50
V-H-3. Reroof Metal/Alum Roof Over- Residential or Commercial - 1st 20 Squares Includes Plan Review	\$230.00
V-H-4. Reroof Metal/Alum Roof Over- Residential or Commercial - Each additional Square foot	\$1.50
V-I. Retaining Walls, Masonry Walls, Seawalls Includes plan review	\$300.00 plus \$0.25 per. Lin. Ft.
V-J. Signs	
V-J-1. Signs (Billboard, Pylon, or Pole Signs) no Electrical, Includes plan review	\$310.00
V-J-2. Signs (Billboard, Pylon, or Pole Signs) Includes Electrical and plan review	\$410.00
V-J-3. Signs (Wall) no Electrical, Includes plan review	\$220.00
V-J-4. Signs (Wall) Includes Electrical and plan review	\$320.00
V-K. Vinyl Siding, Soffit & Fascia, Stucco over frame	\$135.00
V-L. Shed Detached (Building Permit Not Required for one-story storage shed less than 100 sq. ft. with no electrical, plumbing, or mechanical. May require Zoning/Habitat Permit.	
V-L-1. Shed Frame Built on site - Shell Only (Max 3 Inspection trips) Includes plan review	\$365.00
V-L-2. Shed Prefab greater 100 sq. ft. Includes plan review	\$170.00
V-M. Tents	
V-M-1. Tents includes plan review	\$150.00
V-M-2. Each additional tent within 100 Ft	\$45.00
V-N. Windows, Doors, shutters, Garage doors residential or commercial includes plan Review	
V-N-1. Up to 20 Openings (For Electric shutters add \$100.00)	\$140.00 per 20
V-N-2. Each additional opening	\$5.00
VI. Electrical Stand Alone Permit Fees	
NOTE: Additional fees shall apply for work performed beyond the scope of the electrical	
VI-A. Temporary Underground Service (T.U.G.) and Pre-Power Inspections Commercial and Residential	\$100.00
VI-B. Commercial Alarm System and/or Low Voltage, includes Plan review	\$315.00
VI-C. Saw/Power Pole, Well Pump, Single/Double Pedestal	\$130.00
VI-D. Residential Service Change	\$130.00
VI-E. Commercial Service Change	\$165.00
VI-F. Re-certification of Electric Service Residential or Commercial	\$165.00

User Fees Schedule

Building and Development Review Services	FY23 Adopted
VI-G. Residential Generator includes all trades and Plan Review	\$290.00
VII. Plumbing Stand Alone Permit Fees	
NOTE: Additional fees shall apply for work performed beyond the scope of the plumbing	
VII-A. Water Heater Replacement equal change out (Tank or Tankless) - Electric or Gas Reconnect, same locations	\$85.00
VII-B. Water Heater Relocate/ tank to tankless or new tankless - Electric or Gas	\$195.00
VII-C. Water Conditioner - New Installation or Relocation	\$125.00
VII-D. Water Conditioner - Replacement - Same Location	\$85.00
VII-E. New Commercial/Residential Utility Site Work, Sewer or Water	\$100.00 first 100 ft.; \$75.00 each add'l 100 ft.
VII-F. Existing Residential Water Service or Sewer Replacement Size for Size	\$85.00
VII-G. Re-pipe Water Distribution - Res/Comm. One Inspection	\$125.00
VII-H. Submeters	\$125.00 per every 10
VII-I. Shower Pan Replacement Plumbing Only	\$185.00
VII-J. Bathtub to Shower Conversion including Building Inspection	\$275.00
VII-K. Residential Washing Machine Supply Valve Outlet Box. Does not included Electrical	\$125.00
VII-L. Plumbing Fixture Replacement Residential or Commercial	\$100.00
VIII. Gas Stand Alone Permit Fees	
NOTE: Additional fees shall apply for work performed beyond the scope of the gas contractor's	
VIII-A. Residential or Commercial, New system, Modify or Add appliance to existing system, change LP to Natural Gas	\$70.00 per appliance; min. \$175.00
VIII-B. Water Heater Gas - Electric Conversion (includes plumbing)	\$195.00
VIII-C. Gas Appliance Replacement Equal Change	\$85.00
VIII-D. Change of LP Supplier	\$85.00
VIII-E. Medical Gas/Vacuum	\$125.00 per every 10
IX. Mechanical Stand Alone Permit Fees	
NOTE: Additional fees shall apply for work performed beyond the scope of the mechanical	
IX-A. Air Conditioning Equal Changeout (Does Not Include Gas, Oil, or Electrical)	\$140.00
IX-B. Air Conditioning Changeout with Electric	\$240.00
IX-C. Air Conditioning Changeout with Electric and Ducts	\$340.00
IX-D. Two (2) Air Conditioning Equal Changeouts	\$275.00
IX-E. Air Conditioning Unit Removal and Reinstallation for Re-Roofing. Includes Electrical	\$200.00 per 5 units or less
IX-F. Duct Replacement, additions or alterations, or Mobile Home Duct	\$110.00 plus \$1.00 per \$1,000.00 value
IX-G. Furnace Change Out (does not include Electric or Gas) without Condensing Unit	\$100.00
IX-H. Heat Recovery (includes Electric & Plumbing)	\$185.00
IX-I. Hood, Refrigeration, Chemical System, Boiler, Spray Booth, Chiller, etc. Includes plan review, Mechanical only. Min \$100.00 per inspection for each additional trade. Work over \$75,000 may be based on value per section IV-C.	\$295.00
IX-J. Refrigeration Change Out/Equal Change Out	\$100.00
X. Inspections	
X-A. Re-inspection Fee	\$75.00
X-B. Re-inspection Fee for Lockout.	\$30.00
X-C. Re-inspection Fee for third and any subsequent Re-inspection, for the same noted Code Violation - Four (4) times Re-inspection Fee. Per FS 553.80(2) (c)	\$290.00

User Fees Schedule

Building and Development Review Services	FY23 Adopted
X-D. After Hours inspection per individual trade inspection maximum 4 inspections per trade done at same inspection stop. (After/before normal inspection hours or days) (Normal inspection hours M-F 8:00am through 4:15pm excluding county holidays).	\$400.00
XI. General/Administrative Fees	
XI-A. Appeals	
XI-A-1. Building Official Determination	\$150.00
XI-A-2. Flood Variance Request	\$400.00
XI-B. Documents	
XI-B-1. Duplicate Certificate of Occupancy, Certificate of Completion Request – More than 15 days	\$35.00
XI-B-2. Duplicate Plan Certification	\$25.00 per page; \$50.00 min. not to exceed original plan review fee.
XI-B-3. Flood information/letter Request	\$150.00
XI-B-4. Permit/Property information Request per address/parcel	\$60.00
XI-C. Services	
XI-C-1. Address change (numbers only)	\$100.00
XI-C-2. Contractor Change. Includes all Trade Sections. Can be combined with reinstatement of permit for one fee if both are done with the same transaction. Not to Exceed the Original Permit Fee.	\$125.00
XI-C-3. Mail-In Permit submittal processing fee.	\$85.00
XI-C-4. Fire Permit Processing Fee. Applied to all stand alone fire permits requiring review.	\$125.00
XI-C-5. Notarize signature.	\$6.00
XI-C-6. Refund processing Fee: No refund of permits if work has commenced or if permit is over 180 days old. Plan review fees, DRS and Zoning fees are not refundable. All Refunds are subject to management determination.	\$100.00
XI-C-7. Permit Reinstatement (Reinstatement of expired permit)	\$125.00
XI-C-8. Permit Extensions (within 10 days prior to permit expiration)	\$45.00
XI-C-9. Stocking Authorization Permit (commercial)	\$200.00
XI-C-10. Stop Work Order Release	\$200.00
XI-C-11. Technology Fees	
XI-C-11-a. All Express Building Permits (EBP), such as Re-Roofing, Window and Door Replacements, A/C, Water Heater replacements, etc.	\$1.75
XI-C-11-b. Walk-in/Dropoff Express Building Permits (EBP). Re-Roofing, Window and Door Replacements, A/C, Water Heater replacements. Walk-in/Dropoff stand alone trade permits.	\$3.25
XI-C-11-c. All Combo Building Permits (CBP) such as. New construction, Additions, Remodels, Solar, Pools, Signs, etc.	
XI-C-11-c-1. Value of Work \$0.00 to \$10,000	\$5.00
XI-C-11-c-2. Value of Work \$10,001 to \$50,000	\$10.00
XI-C-11-c-3. Value of work \$50,001 and up	\$15.00
XII. Interlocal Municipal Fees	
XII-A. Inspection Fee for Municipal Interlocal Agreement (or as per Agreement)	\$100.00
XII-B. Local Regulation Review Fee with plans (contract communities)	\$125.00
XII-C. Local Regulation Commercial Site Plan Review	\$125.00
XII-D. Contract Community Board of Adjustment variance advisory process	\$90.00 per staff hour
XIII. Private Provider Administrative Fees	

User Fees Schedule

Building and Development Review Services	FY23 Adopted
<p>Note all private provider permits are charged the state mandated surcharge fees based on the calculated county permit fees. FL Statute 553 FBC Surcharge 1% of permit fees min \$2 and FL Statute 468 BCAIB Surcharge, 1.5% of permit fees min \$2</p>	
<p>XIII-A. Commercial Plan Review and Inspections</p>	<p>\$200.00 Base Admin Fee Plus 25.0% of Calculated Plan Review and Inspections permit fees</p>
<p>XIII-B. Residential Plan Review and Inspections</p>	<p>\$200.00 Base Admin Fee Plus 25.0% of Calculated Plan Review and Inspections permit fees</p>
<p>XIII-C. Inspections Only</p>	<p>\$200.00 Base Admin Fee Plus 25.0% of Calculated Inspection permit fees</p>
<p>XIII-D. Supplements and Revisions processing fees.</p>	<p>\$100.00</p>
<p>XIII-E. Private Provider in a flood zone additional fees.</p>	<p>\$250.00</p>

User Fees Schedule

Communications	FY23 Adopted
I. Basic Studio Package (Package includes 3 cameras, switcher, DVE, 3 VTR's, Audio, make-up and green room, Director, Audio Operator, Graphics, Camera/Tape Operator, and Floor Director. Requires minimum purchase of 2 tapes.)	\$300.00 per Hour Plus Overtime
·	
II. Teleprompter with Operator (Optional with Basic Studio Package).	\$40.00 per Hour Plus Overtime
·	
III. Captioning (Optional with Basic Studio Package)	\$120.00 per Hour
*Price for captioning subject to change based on contractual agreement with provider to County.	
·	
IV. Duplication:	
IV-A-1. DVD Disc	\$10.00 Each
·	
V. Studio A Room Rental Only - No County equipment	\$100.00 per Hour plus Overtime
*An additional 25% overtime surcharge is charged for services after 5 P.M. and on weekends.	

User Fees Schedule

Contractor Licensing Department	FY23 Adopted
I. Application for Examination or Reciprocity:	
I-A. Journeyman	\$75.00
I-B. Contractor	\$250.00
,	
II. Registration/Renewals of State Certified Contractors	\$35.00
,	
III. Renewals:	
III-A. Active License	\$150.00
III-B. Inactive License	\$75.00
III-C. Journeyman	\$35.00
,	
IV. Late Fees:	
IV-A. After September 30 for Six (6) Months	\$100.00
IV-B. After Six (6) Months	\$150.00
,	
V. Reinstatement of License (See exception for State Certified Contractors)	\$125.00
,	
VI. Countywide Board of Adjustments and Appeals Appeal	\$100.00
,	
VII. Product Approval	\$100.00
,	
VIII. Change of Status Applicants Qualifying a Corporation, LLC, or a Fictitious Name	\$100.00
,	
IX. Verification of License Status	\$20.00
,	
X. Reciprocity Letters	\$20.00
,	
XI. Duplicate or Replacement of Competency License	\$1.00
,	
NOTE: The Construction Licensing Board will be assessing equity and market competitiveness of fees and fines. These may require modification during the course of the year.	

User Fees Schedule

Development Review Services	FY23 Adopted
DEVELOPMENT REVIEW	
I. Site Plan Review	
I-A. Standard Site Plan: (typical development proposal requiring the routine review of a property)	
I-A-1. Standard Residential	\$1,694.00 Plus \$61.00 per Acre for Each Acre Over 5 Acres
I-A-2. Standard Non - Residential	\$1,694.00 Plus \$61.00 per 1,000 Sq. Ft. Covered Floor Area
I-B. Complex Site Plan: (multifaceted development proposal requiring detailed review, analysis, and coordination between multiple County departments, as well as external agencies.) Examples may include, but are not limited to, projects involving drainage modeling, floodplain impacts, environmental conservation and species protection.	
I-B-1. Complex Residential	\$3,388.00 Plus \$122.00 per Acre for Each Acre Over 5 Acres
I-B-2. Complex Non - Residential	\$3,388.00 Plus \$122.00 per 1,000 Sq. Ft. Covered Floor Area
II. All Site Plans	
II-A. Resubmittal Fee	\$1,216.00
II-B. Over-the-Counter:	
II-B-1. Single Family	\$72.00
II-B-2. Multi-Family / Commercial	\$473.00
II-B-3. Inter-Departmental Coordinated Review	\$935.00
II-C. Sub-Sheet (s) Review – Per Submittal	\$275.00
II-D. As Built Plan Submittal	\$275.00
II-E. Parking Lot Re-striping Review	\$55.00
II-F. Residential Design Manufactured Home Application	\$215.00
II-G. Revisions to an Approved Site Plan (RAP)	\$1,216.00
II-H. Expedited:	
II-H-1. Affordable Housing	Free with verification
II-H-2. Economic Development Priority Project	Free with verification
II-H-3. Schools (Public and Charter Only)	Free with verification
II-H-4. County Capital Improvement Projects (CIP)	Free with verification
II-I. Pre-Application:	
II-I-1. Conceptual	\$50.00 (credit applied towards application fee)
II-I-2. Pre-Submittal	\$350.00 (credit applied toward application fee)
II-I-3. Additional Pre-Submittal Meeting	\$350.00
II-I-4. Comment Review Meeting	\$350.00 (credit applied toward resubmittal fee)
II-I-5. Design Consultation	\$62.00 per hour
II-J. Consultant Review	At Cost
III. Subdivision Plat Review	
III-A. Subdivision Plat Review	\$2,185.00 Plus \$18.00 per Lot/Tract

User Fees Schedule

Development Review Services	FY23 Adopted
III-B. Subdivision Plat Re-Submittal	No Charge for First Resubmittal; 50% of the Initial Submittal Fee for all subsequent Submittals
III-C. Monument Inspection Fee	\$240.00
III-D. Monument Re-Inspection Fee	\$135.00
IV. Subdivision Inspection Fees	
IV-A. Subdivision Initial Inspection Fee	\$410.00
IV-B. Subdivision Re-Inspection Fee	\$210.00
V. Request for Street Name Change	\$325.00 Plus Actual Cost of Legal Advertising and Actual Cost of Street Signs
VI. Special Event Permits	
VI-A. Residential Block Parties	\$45.00 per Event
VI-B. Art Shows, Festivals	\$130.00 per Event
VI-C. Marathons, Parades and Races over County Roads	\$130.00 per Event
VI-D. Re-submittal Fee	50% of the Initial Submittal Fee
VII. Right of Way Utilization Permit – Fees payable by all private and commercial interests, all municipal governmental entities, and all privately and publicly held utilities. All fees include the initial inspection.	
VII-A. Residential Driveway, Residential Water Connection, Residential Sewer Connection, Residential Storm Drainage Connection or Pipe Installation	\$52.00 Each
VII-B. Residential Reinspection Fee	\$35.00 Each
VII-C. Standard Commercial Driveway	\$345.00 Each
VII-D. Commercial Storm Sewer Connection	\$260.00 Each
VII-E. Commercial Sanitary Sewer Connection	\$260.00 Each
VII-F. Commercial Water Connection	\$260.00 Each
VII-G. Turn Lane Median Cuts	\$345.00
VII-H. New Road Construction (includes new subdivision roads)	\$860.00 Minimum Up to 1/2 mile, \$1,290.00 Per Mile for Each Additional Mile (Prorated)
VII-I. Utility Construction (Including lines for the transmission of gas, electricity, television or similar services, whether underground or overhead)	\$430.00
VII-J. Non-Telecommunications Service Providers - Conduit Laying	\$860.00 per Mile
VII-K. Telecommunication Antenna (Co-locate)	\$130.00 Each
VII-L. Telecommunication Tower	\$430.00 Each
VII-M. Monitor Wells (\$5,000 Surety required for each well)	\$175.00 Each
VII-N. House Moving (Minimum \$5,000 Surety required)	\$260.00
VII-O. Miscellaneous use of Right of Way or Easements	\$130.00
VII-P. Commercial Reinspection Fee	\$210.00 Each
VII-Q. Municipalities	No Charge
VII-R. Landscaping within Right of Way or Easement	
VII-R-1. Single Family Residence	No Charge
VII-R-2. All Others	\$172.00

User Fees Schedule

Development Review Services	FY23 Adopted
VII-S. Tree Removal within the Right of Way (Applies when the proposed design requires the removal of a healthy specimen tree.)	
VII-S-1. Single Family Residence	\$52.00 Each
VII-S-2. Commercial	\$250.00 Each
VII-T. Right of Way Code - Waiver Request	
VII-T-1. Residential - Initial Application	\$125.00
VII-T-2. Commercial - Initial Application	\$325.00
VII-T-3. Appeal to the Board of County Commissioner after Administrative Appeal	\$400.00 plus Actual Cost of Notices and Advertising
VII-U. Modify or Extend an Existing Permit	\$86.00
VII-V. Re-submittal Fee for Right of Way Permits above	50% of the Initial Submittal Fee
VIII. After the Fact Applications (For all permits, including utility providers)	Double the Normal Fee
IX. Petition to Vacate	\$750.00 Plus Actual Cost of Legal Advertising and Clerk of Court Fees
X. Release of Property Interest	\$750.00 Plus Actual Cost of Legal Advertising and Clerk of Court Fees
XI. Development of Regional Impact (DRI) Review	\$19,080.00
XI-A. Substantial Deviation	\$7,777.00
XI-B. Incremental Deviation	\$7,777.00
XI-C. Substantial Deviation Determination	\$2,035.00
XI-D. Review DRI Annual Reports	\$473.00
XII. Habitat Management Permit Application Fees	
XII-A. Trees Only	
XII-A-1. Dead Tree Verification (Note) Replants may be necessary	\$18.00
XII-A-2. Verification of no trees on site (Note) Replants may be necessary	\$18.00
XII-A-3. Damaged/Declining/Diseased (Note) Replants may be necessary	\$50.00
XII-A-4. Structural Impacts/Vehicle Sight Lines (Note) Replants may be necessary	\$50.00
XII-B. Tree Removal on existing/developed parcels	
XII-B-1. Single Family, Townhomes, Privately owned or adjacent parcel Ownership	\$50.00
XII-B-2. Multi-family (MHP, Condominiums, Apartments) Established Site	\$250.00
XII-B-3. Commercial, Occupied, Established Site	\$250.00
XII-C. Development Activities	
XII-C-1. Single Family Homes	\$495.00
XII-C-2. Multi-Family (MHP, Condominium, Apartment)	\$495.00
XII-C-3. Commercial - Minor (sign/canopy)	\$100.00
XII-C-4. Commercial - Major (building, drainage, etc.)	\$495.00 per acre
XII-C-5. Grubbing (Vacant)	\$495.00
XII-C-6. Addition - Single family	\$100.00
XII-C-7. Addition - Multi-Family/Commercial	\$495.00
XII-C-8. Pool - Single Family	\$100.00
XII-C-9. Pool - Multi-Family/Commercial	\$495.00
XII-C-10. Detached Structures - Single Family	\$100.00
XII-C-11. Detached Structures - Multi-Family/Commercial	\$495.00

User Fees Schedule

Development Review Services	FY23 Adopted
XII-D. Re-inspection Fees	
XII-D-1. Single Family	\$50.00
XII-D-2. Multi-Family / Commercial	\$200.00
XII-D-3. Each re-inspection after the 2nd - Single Family	\$200.00
XII-D-4. Each re-inspection after the 2nd - Multi-Family/Commercial	\$495.00
XII-E. Certificate of Occupancy Inspections	
XII-E-1. Initial Inspection - Single Family	Included
XII-E-2. Initial Inspection - Multi-family or Commercial	Included
XII-E-3. 2nd Inspection - Single Family	\$50.00
XII-E-4. 2nd Inspection - Multi-Family/Commercial	\$200.00
XII-E-5. Each re-inspection after the 2nd - Single Family	\$200.00
XII-E-6. Each re-inspection after the 2nd - Multi-Family or Commercial	\$495.00
XIII. Wetland Verification	
XIII-A. Residential	\$138.00
XIII-B. Non-Residential	\$270.00
XIV. Zoning Clearance	
XIV-A. Zoning Clearance With Zoning Requirements	\$66.00
XIV-B. Zoning Clearance With No Zoning Requirements (reroofs, plumbing, electricity, siding, soffit, etc.)	\$12.00
XV. Liquor Clearance	\$215.00
XV-A. If No Field Check Required	\$81.00
XVI. Field Check	\$215.00
XVII. Copies of Zoning Regulations	\$44.00
XVIII Certificate of Present Zoning or Land Use	
XVIII-A. Simple: Zoning and Land Use Only	\$49.00 per parcel
XVIII-B. Detailed: Zoning, Land Use, Conforming, Master Plan, Certificate of Occupancy, Violations, etc.	\$149.00 per parcel
XIX. Adult Use Permit	\$523.00
XX. After the Fact Applications (For all permits, variances, exceptions, etc.)	Double the Normal Fee
XXI. Zoning Map - Site Plan Duplications	
XXI-A. Half Section Zoning Maps, 11"x17" (color copy)	\$3.00
XXI-B. Site Plan Duplication 24"x 36"	\$7.00 per page
XXI-C. Digital Scanning	\$5.00 per Sheet
XXI-D. Record Research	\$45.00 per Hour
XXII. Advertising for Public Hearings (DRI)	Actual Cost of Advertising

User Fees Schedule

Development Review Services	FY23 Adopted
XXIII Billboard Application Fee	
XXIII-A. New or Replacement - Standard	\$250.00
XXIII-B. Electronic/Digital - Changeable Message	\$500.00
XXIII-C. Annual Verification Fee	\$125.00
XXI Technical Consultation	\$90.00 per Hour
V.	
XXV Administrative Waivers / Variances / Adjustments (independent of site plan application)	
XXV-A. Minor Variances	
XXV-A-1. Setbacks	\$35.00
XXV-A-2. Parking	\$50.00
XXV-B. Administrative Adjustment	
XXV-B-1. Fence Height	\$175.00
XXV-B-2. Infill Development	\$175.00
XXV-C. Waivers	
XXV-C-1. Roadway Frontage	\$175.00
XXV-C-2. Other Provisions of the Land Development Code	\$215.00
XXV Temporary Uses	\$215.00
I.	
CODE ENFORCEMENT	
XXV Lot Clearing	
II.	
XXVII-A. Administrative Fee	\$400.00
XXVII-B. Mowing & Debris Removal	At Cost
XXVII-C. Secure Property	At Cost
XXVII-D. Secure Property - Materials	At Cost
XXVII-E. Vehicle Towing, Transport and Storage Services	At Cost
XXV Research Fee for Code Enforcement Violations and Liens (per property)	\$60.00
III.	
XXI Re-inspection Fees	
X.	
XXIX-A. 1st & 2nd re-inspection	No Charge
XXIX-B. 3rd re-inspection and above	\$45.00
XXX Foreclosed Property Registration Fee	\$200.00
XXX Lien Payoff Statement Fees	
I.	
XXXI-A. 1st Statement	No Charge
XXXI-B. Each Additional Request	\$15.00
XXX After Hours Noise Monitoring - Code Enforcement Officer	\$55.00 per hour (2 Hr. Minimum)
II.	
XXX Lien Settlement Administrative Fee	
III.	
XXXIII-A. Lien Recipient (violator)	Included in Lein Settlement

User Fees Schedule

Development Review Services	FY23 Adopted
XXXIII-B. Non-Lien holder	\$300.00

User Fees Schedule

Economic Development	FY23 Adopted
I. Economic Development Workshop/Seminar Registration (per person) ,	Up to \$199.00
II. Exhibitor Fess (per participating business) ,	Up to \$100.00
NOTE: Rates may vary depending upon such factors as audience size/participants, event type, duration, venue, and services required.	

User Fees Schedule

Emergency Management	FY23 Adopted
<p>I. External Agencies, Institutions and Facilities Comprehensive Emergency Management Plan (C.E.M.P.) Review Fee</p>	<p>\$31.20 per hour or a prorated portion thereof, Up to Maximum of 16 Hours for \$499.20</p>
<p>II. Technical Assistance with C.E.M.P. for External Agencies, Institutions and Facilities</p>	<p>\$24.60 per hour or a prorated portion thereof, Up to Maximum of 10 Hours for \$246.00</p>

User Fees Schedule

Facilities and Real Property	FY23 Adopted
I. Rental - Gallery at the Pinewood Cultural Park I-A-1. Weekdays during normal business hours (8:00 AM-5:00 PM) I-A-2. Weekdays after 5:00 PM and weekends	\$140.00/day \$200.00/day

User Fees Schedule

Health Department Support	FY23 Adopted
I. Environmental Services	
I-A. Food Hygiene	
I-A-1. Permit Re-issuance After Revocation	\$75.00 Each
I-A-2. Child Care - Limited Menu	Inspection \$60.00
I-A-3. Child Care-Full Food (HB5311)	Annual Permit \$100.00
I-A-4. Satellite Schools	Annual Permit \$75.00
I-A-5. Sport Facility	Annual Permit \$75.00
I-A-6. Religious Facility	Annual Permit \$50.00
I-A-7. Religious Facility - Child Care	Annual Permit \$85.00
I-A-8. Adult Living Facility (up to 10 residents)	Annual Permit \$100.00
I-A-9. Non-Profit Organization (Temporary Event)	Annual Permit \$50.00 per
I-A-10. Hospitals (HB5311) Implemented July 1, 2010	Occurrence \$250.00 Annual Permit
I-A-11. Nursing Homes (HB5311) Implemented July 1, 2010	\$250.00 Annual Permit
I-A-12. Nursing Home/Hospital Satellite Kitchens	\$125.00
I-A-13. Other Miscellaneous Food Service (HB5311)	Annual Permit \$190.00
I-A-14. Late Fee	Annual Permit \$25.00 per
I-A-15. Satellite Food Service/Limited Food Operations	Occurrence \$75.00 Annual Permit
I-A-16. Alcoholic Beverage Application Processing	\$50.00 per
,	Occurrence
I-B. Group Care Facilities	
I-B-1. Nursing Home Surveillance	\$9.00 Annual per Bed
I-B-2. Residential Facilities	
I-B-2-a. Residential Facilities/Adult Family Care Homes (Non-Licensed Requested Inspections)	\$85.00 Each Occurrence
I-B-2-b. Adult Living Facilities/Other Residential Facilities (3-10 residents)	\$85.00
I-B-2-c. Adult Living Facilities/Other Residential Facilities (11-24 residents)	Annual Permit \$125.00
I-B-2-d. Adult Living Facilities/Other Residential Facilities (25 or more residents)	Annual Permit \$165.00 Annual Permit
I-B-3. Private/Charter/Vocational/Other School Facilities	
I-B-3-a. School Facilities up to 50 students	\$50.00 Annual Permit
I-B-3-b. School Facilities 51 - 150 students	\$100.00 Annual Permit
I-B-3-c. School Facilities 151 - 300 students	\$150.00 Annual Permit
I-B-3-d. School Facilities >301 students	\$200.00 Annual Permit
I-B-4. Late Fee	\$25.00 per
,	Occurrence
I-C. Air Pollution Control	
I-C-1. Indoor Air Quality	

User Fees Schedule

Health Department Support	FY23 Adopted
I-C-1-a. Site Evaluation and Analysis on site (residential)	\$75.00 per Occurrence
I-C-1-b. Site Evaluation and Sampling for Lab Analysis -- Base Fee (residential)	\$75.00 per Occurrence
Plus per lab sample submitted	\$40.00 per Sample
I-C-1-c. Public Building Evaluation under 10,000 sq. ft.	\$350.00 per Occurrence
I-C-1-d. Public Building Evaluation over 10,000 sq. ft.	\$500.00 per Occurrence
I-C-1-e. Site Evaluation and Analysis on site (Out of County)	\$300.00 per Occurrence
I-C-1-f. Public Building Evaluation under 10,000 sq ft (Out of County)	\$450.00 per Occurrence
I-C-1-g. Public Building Evaluation 10,000 sq ft and over (Out of County)	\$600.00 per Occurrence
I-C-1-h. Client Submitted Sample Analysis (up to 5 samples)	\$25.00 per Occurrence
I-D. Lead Abatement	
I-D-1. Site Evaluation - Residential (under 1,200 sq. ft.)	\$75.00 per Occurrence
I-D-2. Site Evaluation - Residential (1,200 - 1,999 sq. ft.)	\$100.00 per Occurrence
I-D-3. Site Evaluation - Residential (over 2,000 sq. ft.)	\$125.00 per Occurrence
I-D-4. Site Evaluation - per lab sample submitted	\$25.00 per Sample
I-D-5. Indoor Survey (XRF) -- on site	\$50.00 per Occurrence
I-D-6. Out of County Site Evaluation - Residential	\$300.00 per Occurrence
I-D-7. Lead	
I-D-7-a. Lead Hazard Site Visit & Sample Collection	\$50.00 per Site Visit
I-D-7-b. Client Submitted Product Sample Testing (up to 3 samples)	\$10.00 per Occurrence
I-E. Radon Testing	
I-E-1. Provide Radon Kit	\$10.00 per Kit
I-F. Private Water Systems	
I-F-1. Microbiological Site Visit & Sample Collection	\$40.00 per Site Visit
I-F-2. Microbiological Sample Analysis	\$25.00 per Sample
I-G. Public Drinking Water	
I-G-1. Water Main Clearance Approval	
I-G-1-a. Microbiological Site Visit & Sample Collection	\$40.00 per Site Visit
I-G-1-b. Microbiological Sample Analysis	\$25.00 per Sample
I-G-2. Operating Permit Late Fee	\$50.00
I-H. Public Swimming Pools	
I-H-1. Construction Permit	\$350.00
I-H-2. Modification of Original Construction Permit	\$150.00
I-H-3. Initial Operating Permit	\$150.00
I-H-4. Annual Operating Permit - Due annually prior to July 1	\$125.00
I-H-5. Pools Program Services Fee - Due annually prior to July 1	\$50.00
I-H-6. Late Fee	\$25.00 per Occurrence
I-H-7. Modification of Original Construction Inspection - all pools	\$75.00 per Inspection
I-I. Miscellaneous	
I-I-1. Search of Environmental Records	\$25.00 per Occurrence
I-I-2. Professional Instruction & Training	

User Fees Schedule

Health Department Support	FY23 Adopted
I-I-2-a. Food Hygiene	\$10.00 per Person
I-I-2-b. Biomedical Waste (1-9 attendees)	\$50.00 per Course
I-I-2-c. Biomedical Waste (10-24 attendees)	\$75.00 per Course
I-I-2-d. Biomedical Waste (25-49 attendees)	\$100.00 per Course
I-I-2-e. Biomedical Waste (50+ attendees)	\$125.00 per Course
I-I-2-f. Body Piercing - Certification Course	\$75.00 per Attendee
I-I-2-g. Body Piercing - Update Course	\$50.00 per Attendee
I-I-2-h. Indoor Air Quality	\$35.00 per Attendee
I-I-2-i. Food Hygiene Manager's Certification	\$50.00 per Attendee
I-I-2-j. Pool School	\$25.00 per Attendee
I-I-3. Request for Non-Scheduled Inspection	\$40.00 per Inspection
I-I-4. General Plan Review	\$40.00 per Hour
I-I-5. Plan Review Expedite Fee	\$40.00 per Hour in addition to the normal hourly rate
I-I-6. Issuance of Duplicate Certificate	\$10.00 Each
I-I-7. Re-inspection Fee-All Programs (For each re-inspection after the first)	\$40.00 per Re-inspection
I-J. Lead Hazard Investigations	
I-J-1. Section 8 HUD Housing/Commercial Evaluations - Base Fee	\$150.00
I-J-1-a. Plus per lab sample submitted	\$25.00 per Sample
I-K. Healthy Homes (Asthma)	
I-K-1. Healthy Homes Evaluation - Base Fee	\$100.00
I-K-1-a. Plus per lab sample submitted	\$40.00 per Sample
I-L. Onsite Sewage Treatment and Disposal (OSTDS)	
I-L-1. Verification and Enforcement Notification	\$50.00
I-L-2. After the Fact Permit Fees	
I-L-2-a. New Septic Permit	\$570.00
I-L-2-b. Septic Repair Permit	\$470.00
I-L-2-c. Septic Modification Permit	\$460.00
I-L-2-d. Septic Abandonment Permit	\$100.00
I-L-3. Sanitary Nuisance Re-Inspection Fee	\$50.00
I-L-4. Operating/Service Permit Late Fee	\$50.00
I-L-5. Scheduled OSTDS Inspections	\$50.00
I-L-6. Commercial and Industrial Manufacturing Operating Permits	\$50.00
I-L-7. Aerobic Treatment Unit/Performance-Based Treatment Unit Operating Permit (Biennial)	\$100.00
I-L-8. Commercial Sand Filter Operating Permit (Biennial)	\$200.00
I-M. Mobile Home and RV Parks	
I-M-1. Annual Permit	\$4.00 per space; \$100.00 Minimum; \$600.00 Maximum
I-N. Review and Certify Comprehensive Emergency Plans for organizations (pursuant F.S.	
I-N-1. Initial review and certification of emergency plans for organizations (home health agencies, nurse registries, hospice programs, and home medical equipment providers).	\$60.00
I-N-2. Annual update and/or revision for review and certification of emergency plans for organizations (home health agencies, nurse registries, hospice programs, and home medical equipment providers).	\$30.00
i-O. Tattooing	
I.O-1 Tattoo Artist Initial License Processing Fee	\$50.00

User Fees Schedule

Health Department Support	FY23 Adopted
I.O-2. Tattoo Artist Renewal License Processing Fee	\$50.00
I.O-3. Guest Tattoo Initial Artist Registration Processing Fee	\$50.00
I.O-4. Guest Tattoo Artist Re-registration Processing Fee	\$50.00
II. Administrative Services	
II-A. Vital Statistics	
II-A-1. Certificate Copy of Birth Record (1) (2)	\$13.00 First Copy \$8.00 Each Add'l Copy
II-A-2. Computer Generated Birth Record (1) (2)	\$13.00 First copy \$8.00 Each Add'l Copy
II-A-3. Certified Copy of Death Record (1)	\$9.00 per First Copy \$9.00 Each Add'l Copy
II-A-4. Expedite Copy Fee	\$5.00 per Request
II-A-5. Expedite Review Fee	\$10.00 per Request
II-A-6. Notary Services	\$10.00 per Request
II-B Administration	
II-B-1. Replacement of employee key card	\$10.00 per Occurrence
II-B-2. Patient record copies	\$1.00 per Page
II-B-3. Other record copies	\$0.15 per page per one sided copy no more than 8.5 by 14 inches, plus additional \$0.05 for each two-sided copy
II-B-4. Overnight Mailing Service	Actual cost of mailing
II-B-5. Convert Record Copies for Emailing	Actual cost of providing service, including staff time.
II-B-6. Convert Records to CD-ROM	Actual cost of providing service, including staff time, mailing & supplies
II-B-7. Fingerprinting Fee	Cost Plus \$5.00 administration fee to the nearest dollar
II-B-7-a. Fee includes a five year search & retrieval of record, if found. If no record is found, fee is non-refundable. Further five-year searches require additional fee of same amount.	
II-B-7-b. \$4.00 state mandated surcharge. (\$3.50 is remitted to the state and \$0.50 is remitted to the FL Department of Health, Pinellas Trust Fund).	
III. Clinical Services	
Fees for Clinical Services (including primary care, family planning, maternity, child, & dental services) will be charged on a Fee For Service basis. Such fee shall be no less than the Medicaid Fee For Service reimbursement rate and no greater than Medicare reimbursement rate, in effect at the time of service, if such rates are available. The fee will be determined by the type of visit. The client sliding fee group (based on Federal OMB guidelines) will be applied to the fee.	
In the event that there is no associated Medicaid/Medicare fee for the service, the Health Department will determine usual and customary fee associated with that service within the County and will not charge less than 90% and not more than 120% of the local usual and customary fee. The Health Department Director will review and approve all fees at least bi-annually and authorize changes.	
Administration Fee will be charged at \$15 per visit unless stated otherwise. A draw fee for Laboratory services will be charged at \$10 per visit.	

User Fees Schedule

Health Department Support	FY23 Adopted
<p>NOTE: As per Florida Administrative Code 64F-16.007 the Health Department Director has the authority to reduce or waive charges in situations where a person with an income above 100% of poverty is unable to pay.</p>	
<p>III-A. FP - Sterilization Services</p>	Contracted Cost
<p>III-B. Laboratory Services</p>	Cost Plus Draw Fee
<p>If a client elects not to have income eligibility determination, then the following services will be charged as follows:</p>	
<p>III-C. Communicable Disease Surveillance</p>	
<p>III-C-1. Health Certificates</p>	\$25.00
<p>III-C-2. 1 - 693 Medical Exam</p>	\$155.00
<p>III-C-3. 1 - 693 Exam Follow-Up</p>	\$85.00
<p>III-D. Chronic Diseases</p>	
<p>III-D-1. Diabetic Management Course</p>	\$20.00
<p>III-E. General Nutrition (Excluding WIC) and EPSDT</p>	
<p>III-E-1. Initial consultation visit</p>	\$30.00
<p>III-E-2. Follow-up visit</p>	\$20.00
<p>III-E-3. Dietary consultation to other agencies</p>	\$40.00 per Hour
<p>III-F. Pharmaceuticals, Immunizations & Other</p>	
<p>III-F-1. PHAR - Over the Counter Drugs</p>	Cost Plus \$1 Handling Charge
<p>III-F-2. IMM – Influenza</p>	Cost Plus Administration Fee, Rounded to the Nearest \$5
<p>III-F-3. IMM – Certificate Validation</p>	Increment \$1.00
<p>III-F-4. IMM – Adult & Other Immunizations – Foreign Travel</p>	Cost Plus Administration Fee
<p>III-F-4-a. Foreign Travel-Initial Consultation Visit</p>	\$50.00
<p>III-F-4-b. Foreign Travel-Duplicate Certificate</p>	\$25.00 per certificate
<p>III-F-5. Infant Car Seat Distribution Fee</p>	\$10.00
<p>III-F-6. AIDS – Anonymous HIV/AIDS Testing</p>	\$20.00
<p>III-F-7. Rapid Plasma Reagin (RPR) Testing only</p>	\$10.00
<p>III-F-8. STD – Screen (Testing Only)</p>	\$20.00
<p>III-F-9. RR - Health Education Classes</p>	\$10.00
<p>III-F-10. RR - Risk Reduction Session</p>	per Class \$10.00
<p>III-F-11. Nursing Services - Charter Schools</p>	per Session \$85.00
<p>III-F-12. School Physical</p>	per Student \$0.00 Service no longer
<p>III-F-13. TB Skin Test</p>	provided \$20.00
<p>III-F-14. TB Blood Test</p>	Cost Plus \$10.00 Administration
<p>III-F-15. Chest X-Ray</p>	Fee \$53.00
<p>III-F-16. Hepatitis Screening</p>	\$10.00
<p>III-F-17. Dental Services performed by a Dentist</p>	\$80.00 per encounter
<p>III-F-18. Dental Services performed by a Dental Hygienist</p>	\$0.00 Service no longer provided

User Fees Schedule

Health Department Support	FY23 Adopted
III-F-19. Maternity Services; office visit	\$0.00 Service no longer provided

User Fees Schedule

Housing & Community Development	FY23 Adopted
PLANNING	
I. Zoning Change (includes advertising fee*)	
I-A. 0 – 5 Acres	\$1,720.00
I-B. 5.01 – 10 Acres	\$1,875.00
I-C. 10.01 – 15 Acres	\$2,435.00
I-D. 15.01 Acres and Up	\$2,595.00
,	
II. Land Use Change (includes advertsing fee*)	
II-A. 0 – 5 Acres	\$2,050.00
II-B. 5.01 – 10 Acres	\$2,210.00
II-C. 10.01 – 15 Acres	\$2,990.00
II-D. 15.01 Acres and Up	\$3,140.00
,	
III. Zoning and Land Use Change (Based on Land Use Acreage) (Includes advertising fee*)	
III-A. 0 – 5 Acres	\$2,935.00
III-B. 5.01 – 10 Acres	\$3,090.00
III-C. 10.01 – 15 Acres	\$3,830.00
III-D. 15.01 Acres and Up	\$3,990.00
,	
IV. Type 3 Use (Includes Advertsing Fee)	
IV-A. 0 – 5 Acres	\$1,760.00
IV-B. 5+ Acres and Up	\$2,200.00
,	
V. Type 2 Use	
V-A. 0 – 5 Acres	\$1,410.00
V-B. 5+ Acres and Up	\$1,850.00
,	
VI. Variance (Board of Adjustment and Appeals)	
VI-A. Residential	\$375.00
VI-B. Non-Residential	\$500.00
,	
VII. Review/Revise Developer Agreements	
VII-A. In association with a zoning and/or land use change	\$1,500.00
VII-B. Standalone (includes advertising fee*)	\$1,850.00
,	
VIII. Non-Conforming Use Review	
VIII-A. (Verification)	\$215.00
VIII-B. (Modification)	\$375.00
,	
IX. Hearing Continuance per Request by Petitioner	
IX-A. Local Planning Agency or Board of County Commissioners	\$350.00
IX-B. Board of Adjustment and Appeals	\$175.00
,	
X. Vested Rights Application	\$1,370.00
,	
XI. Application for Takings Claim	\$1,370.00
,	
XII. Administrative Adjustment	
XII-A. Type 1 Path A (departmental review)	\$175.00
XII-B. Type 1. Path B (DRC Review)	\$250.00
,	

User Fees Schedule

Housing & Community Development	FY23 Adopted
<p>COMMUNITY DEVELOPMENT</p> <p>I. Portfolio Management</p> <p>I-A. Mortgage Loan Late Fee (for a period not to exceed 12 months) Percentage of the monthly payment</p> <p>I-B. Mortgage Loan Subordination Fee (for a period not to exceed 12 months) Subordination Fee on each individual mortgage loan</p> <p>I-C. Mortgage Loan Modification Fee (for a period not to exceed 12 months) Modification Fee on each individual mortgage loan</p> <p>NOTE: Late Fees: Florida Statutes 494.00781(13)(a) "A late payment fee may not be in excess of 5% of the amount of the payment past due." Florida Statutes 494.00791(13)(b) "A late payment fee may only be assessed for a payment past due for 15 days or more."</p>	<p>5.00%</p> <p>\$50.00</p> <p>\$100.00</p>

User Fees Schedule

Human Services	FY23 Adopted
I. Adult Use License	
I-A. Consumer Protection Annual Fee	\$1,116.00
I-A. Health Department Fee	\$184.00
I-A. Sheriff Fee	\$300.00
I-A. Application Fee*	\$100.00
I-A. Total License Fee	\$1,700.00
I-B. Background Check	\$30.00 Each
,	
* The \$100 application fee is non-refundable but creditable to the license fee.	
,	
II. Bingo Licenses	
II-A. Class A License	
II-A. Consumer Protection Annual Fee	\$275.00
II-A. Application Fee*	\$50.00
II-A. Total License Fee	\$325.00
II-B. Class B License	
II-B. Consumer Protection Annual Fee	\$275.00
II-B. Application Fee*	\$50.00
II-B. Total License Fee	\$325.00
II-C. Background Check	\$30.00 Each
,	
* The \$50 application fee is non-refundable but creditable to the license fee.	
,	
III. High Prescribing Health Clinics	
III-A. Application Fee*	\$250.00
III-B. Annual Permit Fee	\$1,500.00
(A permit rate reduction of \$250 is available per Ord. No. 11- 44)	
,	
* The \$250.00 application fee is non-refundable.	
,	
IV. Medical Examiner Services - Approval of Cremations, Dissections, and Burials at Sea	\$40.00 Each
,	
V. Medical Examiner Cost Recovery for Laboratory Services	
(Forensic laboratory investigative services reimbursement related to a conviction)	Varies
,	
VI. Electronic Service Fees (Consumer Protection)	
VI. - A. Electronic Check*	Flat Fee \$1.50 per transaction
,	
* Fee will take effect with the implementation of Accela.	

User Fees Schedule

Parks & Conservation Resources	FY23 Adopted
I. Programs/Activities (summer camps, classes, workshops, instructional programs, hikes, canoe trips, etc.)	Up to \$250.00
•	
II. Vendor Fees	
II-A. Food and Products for Public Events	Up to \$500.00
•	
II-B. Commission from Artists/Exhibitors' Sales	10% - 40%
•	
II-C. Retail Sales of Goods	10% - 40%
NOTE: Rates for vendor fees and programs/activities may vary depending upon such factors as audience size/participants, event type, product vendor type, duration, venue, and services required.	
•	
III. Facility Rental Fees	
III-A. Parks and Preserves	
III-A-1. Special Event Fee (rates vary depending on commercial, number of participants, duration, and venue)	Minimum \$100.00 per day
III-A-1-a. Special Event Fee - Weddings	Minimum \$50.00 per day
III-A-1-b. Special Event Fee - Variable Message Board	\$50.00 per use
III-A-2. Special Event Services Fee (assessed based upon actual costs)	Based upon actual costs
III-A-3. Park Road Closure Fee (full road closure)	Up to \$3,000.00 per closure
III-A-3-a. Park Road Closure Fee (partial road closure)	Up to \$1,500.00 per closure
III-A-4. Park Shelter Reservation Fee (per unit)	\$25.00 - \$100 per day
III-A-5. Concession Vendor Permit Fee	\$150.00 - \$250.00 per month
III-A-6. Reservation Modification/Convenience Fee	\$5.00 per change
•	
III-B. Pinellas County Biological Field Station & Associated Facilities	
III-B-1. Overnight accommodations (per night per person); does not ensure exclusive use of the facilities	\$1.00 to \$50.00
III-B-2. Day use of common areas (per hour)	\$5.00 to \$10.00
III-B-3. Day use of laboratory equipment and/or computer equipment (per hour)	\$5.00 to \$10.00
III-B-4. Extended equipment storage in Station and/or associated pole barn (per day)	\$1.00 to \$50.00
III-B-5. Long-term parking near Station (per day)	\$1.00 to \$5.00
NOTE: 25% discount for rental, shelter fees, field station fees, vehicle parking fees, and event fees is available to non-profit groups registered as 501(c)3. The Parks and Conservation Resources Bureau Director and/or designee has the authority to apply additional fees (damage deposit, etc.) based on the type of use, location and number of people attending. The event sponsor will be responsible for any damages to the site. Fees do not include applicable sales tax. The Bureau Director, or his/her designee, has the authority to credit, exempt, reduce, or refund program fees as necessary.	
•	
IV. County Extension: Soluble Salts (Water)	\$10.00
•	
V. Parks and Preserves	
V-A. Campground Fees (rates vary based on date and camp site location)	
V-A-1. Area 1: Tent Sites (Sites 1 - 85)	\$32.00 - \$45.00 per Site per night
V-A-2. Areas 2 and 3: Camper/Trailer Sites (Sites 86 - 236)	\$37.00 - \$50.00 per site per night
V-A-3. Reservation Modification/Convenience Fee	\$5.00 per change
V-A-4. Cancellation Fee within 2 days prior to scheduled arrival date	\$32.00 - \$50.00 per reservation
V-A-5. Road Toll Surcharge	\$0.00

User Fees Schedule

Parks & Conservation Resources	FY23 Adopted
V-A-6. Primitive Camping Permit Fees for Shell Key Preserve	\$1.00 - \$20.00 per reservation
V-A-7. Primitive Youth Group Camping Permit Fees for Fort De Soto and Wall Springs Park	\$1/child per night + \$5/adult per night
.	
V-B. Boat Ramp Parking Fees (includes applicable sales tax)	
V-B-1. Daily Boat Trailer Parking Fee	\$6.00
V-B-2. Daily Vehicle Parking Fee	\$2.00
V-B-3. Annual Parking Pass	\$110.00
V-B-4. Senior Citizen Annual Parking Pass (age 65 or older upon proof of age)	\$55.00
V-B-5. Annual Pass Replacement and/or 3 or More Vehicle Fee	\$7.00 each
NOTE: For ramps not subject to Chapter 122, Pinellas County Code.	
.	
V-C. Beach Access Parks - Parking Meters (includes applicable sales tax)	Up to \$3.50 per hour
.	
V-D. Fort DeSoto Park, Sand Key Park and Fred Howard Park (beach) Parking Fee	
V-D-1. Vehicle Fee per vehicle (excludes bicycles)	\$5.00
V-D-2. Annual Pass	\$75.00
V-D-3. Six (6) Month Pass	\$45.00
V-D-4. Senior Citizen Annual Pass (age 65 or older upon proof of age)	\$55.00
V-D-5. Senior Citizen Six (6) Month Pass (age 65 or older upon proof of age)	\$30.00
V-D-6. Low income Annual Pass	\$37.50
V-D-7. Annual Pass Replacement and/or 3 or More Vehicle Fee	\$7.00 each
V-D-8. Military Annual Pass	\$55.00
V-D-9. Military Six (6) Month Pass	\$30.00
.	
VI. Marina Fees	
VI-A. Sutherland Bayou	
VI-A-1. Trailer Storage (per unit per month)	\$0.00
VI-A-2. Wet Slip Rental (per slip per month)	\$175.00 - \$185.00
NOTE: Fees do not include applicable state and local taxes unless otherwise stated. The Parks and Conservation Resources Bureau Director and/or designee has the authority to credit, exempt, reduce or refund departmental fees as necessary.	
.	

User Fees Schedule

Public Works	FY23 Adopted
I. Mangrove Trimming Permit Application Fees	
I-A. Single-Family	\$250.00
I-B. Multi-Family and Commercial	\$450.00
II. Water and Navigation Permit Application Fees	
II-A. Docks	
II-A-1. Private Docks - Poles & Lifts & Lower Landings with no Piling Only	\$460.00
II-A-2. Private Docks - Less than 250 Square Feet of New Deck Area	\$615.00
II-A-3. Private Docks - 250 to 499 Square Feet of New Deck Area	\$665.00
II-A-4. Private Docks - 500 to 999 Square Feet of New Deck Area	\$700.00
II-A-5. Private Docks - Over 1,000 Square Feet of New Deck Area	\$750.00
II-A-6. Multi-Use Private and Commercial Docks - Poles, Lifts & Lower Landings with no Piling Only	\$475.00 plus \$100.00 per new slip created (\$2,500.00 maximum slip charge)
II-A-7. Multi-Use Private Docks	\$680.00 plus \$100.00 per new slip created (\$2,500.00 maximum slip charge)
II-A-8. Commercial Docks	\$730.00 plus \$100.00 per new slip created (\$2,500.00 maximum slip charge)
II-A-9. Repair Permit (Previously Permitted Dock)	\$310.00
II-A-10. Dock Roof	\$500.00
II-B. Dredge/Fill	
II-B-1. Less than 101 cubic yards	\$580.00
II-B-2. 101 to 500 cubic yards	\$835.00
II-B-3. 501 to 1,000 cubic yards	\$1,345.00
II-B-4. More than 1,000 cubic yards	\$1,600.00
II-C. Extension of Permit Expiration	
II-C-1. Dock	\$30.00
II-C-2. Dredge and Fill	\$30.00
II-D. After the Fact Permit Application	Five Times the Normal Fee, Plus Any Fines
II-E. Variance and Appeal	\$400.00
II-F. Revisions Fee (within one year of permit issuance)	\$100.00
II-G. Miscellaneous Minor Additions (Kayak, lifts, stairs, etc.)	\$225.00
AIR QUALITY DIVISION	
III. National Emissions Standards for Hazardous Air Pollutants (NESHAP)	
Demolition & Asbestos Removal Projects Note: The Department's fee requirements are not applicable when the NESHAP Demolition and asbestos removal project is in a school, college, university, or a residential dwelling, as residential dwelling is defined in Rule 62-257.200, F.A.C. The notification will not be accepted without the appropriate fee.	
III-A. Demolition	
III-A-1. Demolition - Building size ≤ 2,000 sq. ft.	\$360.00
III-A-2. Demolition - Building size > 2,000 and < 5,000 sq. ft.	\$480.00

User Fees Schedule

Public Works	FY23 Adopted
III-A-3. Demolition - Building size 5,000 – 24,999 sq. ft.	\$600.00
III-A-4. Demolition - Building size 25,000 – 49,999 sq. ft.	\$840.00
III-A-5. Demolition - Building size 50,000 – 74,999 sq. ft.	\$1,080.00
III-A-6. Demolition - Building size 75,000 – 99,999 sq. ft.	\$1,320.00
III-A-7. Demolition - Building size 100,000 sq. ft. and greater	\$1,440.00
III-A-8. Demolition - Portable commercial structure: the removing from a foundation of any mobile or portable public or commercial structure. The intent is not to destroy or dismantle the structure, but to take out load stabilizing supports to re-support with same, at a new location. (Public or commercial mobile or portable structures include but are not limited to modular buildings, modular offices, portable buildings, and construction trailers.)	\$50.00
.	
III-B. Asbestos Removal Projects In Any Combination of Square Feet and Linear Feet	
III-B-1. 0 - 159 square feet	\$0.00
III-B-2. 160 - 420 square feet	\$360.00
III-B-3. 0 - 259 linear feet	\$0.00
III-B-4. 260 - 420 linear feet	\$360.00
If combination of square feet and linear feet totals >420	
III-B-5. 421 - 1,000	\$480.00
III-B-6. 1,001 - 4,000	\$720.00
III-B-7. 4,001 - 7,000	\$960.00
III-B-8. 7,001 - 10,000	\$1,200.00
III-B-9. 10,001 - 20,000	\$1,320.00
III-B-10. 20,001 - 30,000	\$1,460.00
III-B-11. Greater than 30,000	\$1,600.00
III-B-12. Planned Renovation (annual notification): Asbestos removal projects that are individually under the threshold but cumulatively in a calendar year (January 1 through December 31) are at or above the threshold and subject to notification requirements.	\$360.00
.	
III-C. Asbestos Removal Projects In Cubic Feet	
III-C-1. 0 - 34	\$0.00
III-C-2. 35 - 44	\$360.00
III-C-3. 45 - 54	\$600.00
III-C-4. 55 - 64	\$840.00
III-C-5. 65 - 74	\$1,080.00
III-C-6. 75 - 84	\$1,320.00
III-C-7. 85 - 100	\$1,460.00
III-C-8. Greater than 100	\$1,600.00
.	
III-D. "After-the-Fact" Notification	Two Times the Normal Fee
III-E. For phased renovation projects, the fee is based on the amount of asbestos in each phase per the above schedule.	
III-F. Late Revision to Notification	\$250.00
.	
IV. Air Quality Compliance Fees	
Note: Fees are not applicable for Title V facilities. Fee applies to each emission unit at a facility.	
.	
IV-A. General Permits - Non NESHAP Sources	
IV-A-1. Bulk Gasoline Plant; Reciprocating Internal Combustion Engines; Surface Coating Operations; Reinforced Polyester Resin Fabrication; Cast Polymer Operation; Printing Operations; Volume Reduction, Mercury Recovery, or Mercury Reclamation; or other source requiring records keeping only	\$310.00

User Fees Schedule

Public Works	FY23 Adopted
IV-A-2. Concrete Batching Plant; Human Crematory; Animal Crematory; Nonmetallic Mineral Processing Plant; or other source requiring a visible emissions test	\$340.00
•	
IV-B. General Permits - NESHAP Sources	
IV-B-1. Perchloroethylene Dry Cleaner; Ethylene Oxide Sterilizers; Halogenated Solvent Degreasers; Chromium Electroplating and Anodizing; Secondary Aluminum Sweat Furnace; or other NESHAP general permitted source.	\$370.00
•	
IV-C. Non-Title V Permitted Sources - Annual Fee	
IV-C-1. Emission unit requiring stack test (Method 25 or 18)	\$1,390.00
IV-C-2. Emission unit requiring stack test (PM Method 5, 17, or equivalent; VOC Method 25A and other continuous methods)	\$1,290.00
IV-C-3. Minor VOC or HAP emission unit requiring record keeping only	\$560.00
IV-C-4. Minor particulate emission unit requiring a visible emissions test	\$340.00
IV-C-5. Minor particulate emission unit not requiring visible emissions test	\$290.00
IV-C-6. Facility Annual Operating Report required	\$640.00
IV-C-7. Visible emissions test for minor VOC emission unit	\$60.00
IV-C-8. Compliance review of other miscellaneous reports required by permit	\$70.00
•	
IV-D. Gasoline Dispensing Facilities Meeting Stage I Controls - Annual Fee	\$50.00

User Fees Schedule

Purchasing	FY23 Adopted
I. Pre-qualification - Construction Contractors I-A. Initial Application	\$50.00

User Fees Schedule

Safety and Emergency Services	FY23 Adopted
I. Fire Administration	
I-A. Temporary Fireworks Sales Permit Fees (for a period not to exceed 90 days)	
I-A-1. Permits issued for one site	\$150.00
I-A-2. Each additional site by a permit holder	\$125.00
,	
I-B. Annual Fireworks Sales Permit Fees (for a period not to exceed 12 months)	
I-B-1. Permits issued for one site	\$200.00
I-B-2. Each additional site by a permit holder	\$125.00
,	
II. Sunstar Ambulance Transports and Services*	
II-A. Transport	
II-A-1. Basic Life Support Non Emergency	\$777.18
II-A-2. Basic Life Support Emergency	\$800.00
II-A-3. Advanced Life Support	\$828.99
II-A-4. Advanced Life Support 2	\$908.07
II-A-5. Critical Care Transport	\$1,305.63
II-A-6. Mental Health Transport	\$176.16
II-A-7. Mileage per Loaded Mile	\$17.27
,	
II-B. Standby	
II-B-2. Dedicated Standby per Hour (3 Hour Minimum)	\$174.87
,	
II-C. Patient Expired at Scene	Medicare Basic Life Support - Emergency Rate
* Whereas, in accordance with Section 54-64, Pinellas County Code, the Board of County Commissioners has established a fiscal policy that requires adjustment of the rates for ambulance services charged by Emergency Medical Services in accordance with the most currently published Medical Consumer Price Index.	
,	
III. Sunstar Ambulance Membership Program	
III-A. Membership	
III-A-1. Family Membership	\$125.00
III-A-2. Single Membership	\$83.00

User Fees Schedule

Solid Waste	FY23 Adopted
I. Scalehouse	
I-A. Radio Frequency* Window Sticker	\$18.00
I-B. Radio Frequency* Transponder	\$35.00
I-C. Proximity Cards**	\$5.00
* Transponders and window stickers used for automated lanes at the Scalehouse; charge for initial issuance and replacement of lost transponder only. Replacement of non-functioning units at no charge.	
** Proximity Cards - Pre-Programmed Destination Cards for Scalehouse	
II. Disposal (Tipping) Fees (per ton)	
II-A. Municipal Solid Waste	\$47.75
II-B. Commercial Waste	\$47.75
II-C. Yard Waste	\$47.75
II-D. Mulch Rebate	\$0.00
II-E. Whole Tires (loads containing 5 or more tires are not eligible for flat rate)	\$125.00
II-F. Passenger Vehicle Flat Rate	\$4.00
II-G. Unmodified Pickup Trucks and Vans Flat Rate	\$11.00
II-H. Christmas Trees only (up to 5 trees, no decorations)	\$3.00
II-I. Out-of-County Surcharge (per ton) to be added to current tipping fee for Municipal Solid Waste, Commercial Waste, Yard Waste, and Whole Tires)	\$47.75
III. Special Fees	
III-A. Contractor Surcharge (in addition to per ton charge)	\$100.00
III-B. Special Handling Services Fee (in addition to per ton charge)	\$110.00
III-C. Fee Waiver (authorized by BCC to allow the County Administrator to modify fees for vehicles designated by Solid Waste in such instances as pilot programs, emergencies, or disposal situations requiring immediate action to protect the health, safety, and welfare of public or for regulatory compliance)	\$0.00
III-D. Required Deposit***	35%
*** Percentage of total loaded vehicle weight	
III-E. Personal Protective Equipment Charge	\$20.00
IV. Collection	
IV-A. Annual Hauler License Fee	\$300.00
IV-B. Franchise Collection Fee per month (Lealman)	\$16.00

User Fees Schedule

UTILITIES - WATER SYSTEM		FY23 Adopted
I. DEPOSITS		
A. Water		
1. Deposits by Meter Size - Water 3/4"		\$110.00
2. Deposits by Meter Size - Water 01"		\$220.00
3. Deposits by Meter Size - Water 1-1/2"		\$630.00
4. Deposits by Meter Size - Water 02"		\$1,620.00
5. Deposits by Meter Size - Water 03"		\$1,620.00
6. Deposits by Meter Size - Water 04"		\$6,850.00
7. Deposits by Meter Size - Water 06" and up		\$12,500.00
B. Sewer		
1. Deposits by Meter Size - Sewer 3/4"		\$180.00
2. Deposits by Meter Size - Sewer 01"		\$320.00
3. Deposits by Meter Size - Sewer 1-1/2"		\$860.00
4. Deposits by Meter Size - Sewer 02"		\$2,190.00
5. Deposits by Meter Size - Sewer 03"		\$2,190.00
6. Deposits by Meter Size - Sewer 04"		\$9,250.00
7. Deposits by Meter Size - Sewer 06" and up		\$16,700.00
II. METERED CONNECTION CHARGES (POTABLE)		
A. Meter & Meter Box		
1. Meter & Meter Box 5/8" x 3/4" (Excludes Tap and Service)		\$590.00
2. Meter & Meter Box 1" (Excludes Tap and Service)		\$630.00
3. Meter & Meter Box 1-1/2" (Excludes Tap and Service)		\$900.00
4. Meter & Meter Box 2" (Excludes Tap and Service)		\$990.00
5. Meter & Meter Box 2-2" Parallel (Excludes Tap and Service)		\$1,770.00
6. Meter 4" and larger (Excludes Tap and Service)		At Cost
B. Tap and Service Line		
1. Tap and Service Line 5/8" x 3/4"		\$530.00
2. Tap and Service Line 1"		\$530.00
3. Tap and Service Line 1-1/2"		\$820.00
4. Tap and Service Line 2"		\$850.00
5. Tap and Service Line 2-2" Parallel		\$1,360.00
C. Temporary		
1. Temporary In-ground		Installation cost for size meter requested plus applicable deposit fee
2. Temporary Fire Hydrant Meter		\$240.00 plus applicable deposit fee
D. Related Fees		
1. Service Line Road Crossing Fee (Cost per foot)		\$35.00

User Fees Schedule

UTILITIES - WATER SYSTEM	FY23 Adopted
E. Removal of Meter and Water Service Connection	\$350.00
III. BACKFLOW PREVENTION DEVICES	
A. Reduced Pressure Device - Single	
1. Installed by County Single 3/4"	\$800.00
2. Installed by County Single 1"	\$830.00
3. Installed by County Single 1-1/2"	\$1,020.00
4. Installed by County Single 2"	\$1,200.00
5. Installed by Owner, Provided by County, Single 4"	At cost + Whse handling fee of \$34.00
6. Installed by Owner, Provided by County, Single 6"	At cost + Whse handling fee of \$34.00
7. Installed by Owner, Provided by County, Single 8"	At cost + Whse handling fee of \$34.00
8. Installed by Owner, Provided by County, 6" & 4" Combo (Combine cost of 4" & 6" device)	At cost + Whse handling fee of \$34.00
B. Reduced Pressure Device - Parallel	
1. Installed by County Parallel 3/4"	\$1,330.00
2. Installed by County Parallel 1"	\$1,390.00
3. Installed by County Parallel 1-1/2"	\$1,780.00
4. Installed by County Parallel 2"	\$2,130.00
5. Installed by Owner, Provided by County, Parallel 4"	At cost + Whse handling fee of \$34.00
6. Installed by Owner, Provided by County, Parallel 6"	At cost + Whse handling fee of \$34.00
7. Installed by Owner, Provided by County, Parallel 8"	At cost + Whse handling fee of \$34.00
C. Double Check Valve Device - Single*	
1. Installed by County Single 3/4"	\$890.00
2. Installed by County Single 1"	\$910.00
3. Installed by County Single 1-1/2"	\$1,100.00
4. Installed by County Single 2"	\$1,160.00
5. Installed by Owner, Provided by County, Single 4"	At cost + Whse handling fee of \$34.00
6. Installed by Owner, Provided by County, Single 6"	At cost + Whse handling fee of \$34.00
7. Installed by Owner, Provided by County, Single 8"	At cost + Whse handling fee of \$34.00
8. Installed by Owner, Provided by County, 6" & 4" Combo (Combine cost of 4" & 6" device)	At cost + Whse handling fee of \$34.00
D. Double Check Valve Device - Parallel*	
1. Installed by County Parallel 3/4"	\$1,510.00
2. Installed by County Parallel 1"	\$1,510.00
3. Installed by County Parallel 1-1/2"	\$1,560.00

User Fees Schedule

UTILITIES - WATER SYSTEM	FY23 Adopted
4. Installed by County Parallel 2"	\$1,940.00
5. Installed by Owner, Provided by County, Parallel 4"	At cost + Whse handling fee of \$34.00
6. Installed by Owner, Provided by County, Parallel 6"	At cost + Whse handling fee of \$34.00
7. Installed by Owner, Provided by County, Parallel 8"	At cost + Whse handling fee of \$34.00
* Double check valves for unmetered fire lines required an additional 3/4" double check valve for leak check meter.	\$160.00
E. Installation by County:	
1. Installed by County, 4"	At Cost
2. Installed by County, 6"	At Cost
3. Installed by County, 8"	At Cost
F. Related Fees	
1. Backflow Stands (\$33 each)	\$65.00
G. Backflow Device Maintenance (Annual Fee)	
1. Residential (Residential > 4 Units), or Commercial/Small Fireline, ≤2"	\$70.00
2. Commercial/Multi-Family, DCVA/DCDA, ≥ 4"	\$185.00
3. Commercial/Multi-Family, RP, ≥ 4"	\$190.00
4. Residential (Residential < 3 Units) and ≤ 1"	\$19.07
NOTE: Annual Backflow Device Maintenance Fees will be billed on a bi-monthly basis.	
IV. SERVICE CHARGES	
A. Turn on Fee (scheduled) future date	\$17.00
B. Turn on Fee same date	\$42.00
C-1. Pre-termination notice	\$7.00
C-2. Pre-termination notice delivery (Trip Fee)	\$65.00
D. Delinquent turn off	\$30.00
E-1. Delinquent turn on future date (Reconnect)	\$24.00
E-2. Delinquent turn on future date (Saturday, Sunday, Holidays: service 8:00am to 4:00pm)	\$36.00
F-1. Delinquent turn on same date (After Hours)	\$42.00
F-2. Delinquent turn on same date (Saturday, Sunday, Holidays: service 8:00am to 4:00pm)	\$63.00
G. Return check processing	Per Florida Statute
H. Special meter reading - water already on	\$18.00
I. Check last reading fee (if routine or special meter reading was correct) or off-cycle reading for billing	\$18.00
J. Meter reset fee 3/4" to 2"	At Cost
K. Larger than 2"	At Cost

User Fees Schedule

UTILITIES - WATER SYSTEM	FY23 Adopted
L-1. Meter test in shop (if meter is registered within accuracy range - 3/4" to 1")	\$155.00
L-2. Meter test in shop (if meter is registered within accuracy range - 1-1/2" to 2")	\$155.00
M-1. Electronic Meter Data Logging: Single Family	\$155.00
M-2. Electronic Meter Data Logging: Multi-Unit	\$460.00
N. Meter test in field (if meter is registered within accuracy range - larger than 2")	At Cost
O. Hydrant meter deposit charge	Tie to Deposit
P. Service/Trip/Truck Charge	\$43.00
NOTE: Services that are provided after hours at the request of the customer will be charged at two times the approved rate.	2x
V. FIRE PROTECTION CHARGES	
A. Installation charge for fire hydrant only - 5 1/4"	At Cost
B. Standby Charges for unmetered private fire protection facilities:	
1. Annual Charge 6" or less fire line	\$215.00
2. Annual Charge 8" fire line	\$450.00
3. Annual Charge 10" fire line	\$820.00
4. Annual Charge 12" fire line	\$1,320.00
Persons desiring to have public fire protection facilities relocated shall pay in advance 100% of the estimated cost of relocation. Upon completion of the project they shall be billed actual cost plus overhead, less the amount advanced. Governmental agencies will not be required to prepay.	
C. Potable fire hydrant flow test	\$190.00
VI. TAP ONLY CHARGES	
1. Concrete Pipe Main (minimum \$5,000)	At Cost, but not less than \$5,000
2. Tap 2" Main Line - Iron/PVC Pipe Main 16" or less	\$1,800.00
3. Tap 4" - Iron/PVC Pipe Main 16" or less	\$1,870.00
4. Tap 6" - Iron/PVC Pipe Main 24" or less	\$2,020.00
5. Tap 8" - Iron/PVC Pipe Main 24" or less	\$2,130.00
6. Tap 12" - Iron/PVC Pipe Main 24" or less	\$2,130.00
These charges are for labor and material only to tap and install valve boxes on the County water mains. The cost for restoration will be in addition to these charges and will be the actual cost of materials and labor plus overhead. Meter taps 2" in diameter or less are not permitted on concrete mains. Mains 24" in diameter or larger are considered to be transmission mains and tapping will not be permitted except as authorized by the Director of Pinellas County Utilities.	

User Fees Schedule

UTILITIES - WATER SYSTEM	FY23 Adopted
<p>Taps on mains 24" in diameter and larger requiring well pointing by the County will be required to pay in advance the anticipated well pointing charge at the current contract price. In the event well pointing is not required the well pointing charge will be refunded.</p>	
<p>VII. IMPACT FEES</p>	
<p>A. Residential Impact Fees:</p>	
<p>1. Single Family Homes</p>	
<p> a. 5/8" x 3/4" meter</p>	<p align="right">\$352.00</p>
<p> b. 1" meter</p>	<p align="right">\$880.00</p>
<p>2. Duplex (master metered) 1-3/4" meter</p>	<p align="right">\$493.00</p>
<p>3. Triplex (master metered) 1-1" meter</p>	<p align="right">\$634.00</p>
<p>4. Apartments (master metered) (loft or den = additional bedroom)</p>	
<p> a. 1 bedroom</p>	<p align="right">\$141.00</p>
<p> b. 2 bedroom</p>	<p align="right">\$176.00</p>
<p> c. 3 bedroom</p>	<p align="right">\$211.00</p>
<p>5. Mobile Homes (master metered)</p>	<p align="right">\$246.00</p>
<p>6. Hotel/Motel & Travel Trailer Park</p>	<p align="right">Based on Meter Size</p>
<p>B. Commercial Impact Fees:</p>	
<p>1. 5/8 x 3/4" meter ERU 1</p>	<p align="right">\$352.00</p>
<p>2. 1" meter ERU 2.5</p>	<p align="right">\$880.00</p>
<p>3. 1-1/2" meter ERU 5</p>	<p align="right">\$1,760.00</p>
<p>4. 2" meter" ERU 10</p>	<p align="right">\$3,520.00</p>
<p>5. 2-2" in manifold ERU 20</p>	<p align="right">\$7,040.00</p>
<p>6. 4" Compound ERU 30</p>	<p align="right">\$10,560.00</p>
<p>7. 4" turbine ERU 40</p>	<p align="right">\$14,080.00</p>
<p>8. 6" FM-CT ERU 100</p>	<p align="right">\$35,200.00</p>
<p>9. 8" FM-CT" ERU 175</p>	<p align="right">\$61,600.00</p>
<p>Due to financial hardship, the County's deferred payment program can be used to pay for the cost of impact and connection fees. The program calls for payment of the fees over a six (6) year period at an interest rate of 8%.</p>	
<p>VIII. UNSCHEDULED LABOR AND MATERIALS</p>	
<p>Line extension and other special installation not covered by this schedule of rates and fees will be charged material costs plus 15% and cost of labor plus 105%.</p>	<p align="right">No Change</p>
<p>IX. LINE EXTENSION COSTS</p>	
<p>The front footage cost of pipe installed is established as the cost of the pipe per foot plus the cost of labor and materials as installed and related to a cost per linear foot.</p>	<p align="right">No Change</p>

User Fees Schedule

UTILITIES - WATER SYSTEM		FY23 Adopted
X. MISCELLANEOUS CHARGES	See resolution #87-371, Section XI	
XI. WATER MAIN EXTENSION POLICY	See resolution #87-371, Section XII	
XII. SPECIAL ASSESSMENT COST OF CONSTRUCTION	See resolution #87-371, Section XIII	
XIII. SPECIAL ASSESSMENTS	See resolution #87-371, Section XIV	
XIV. WHOLESALE RATE CRITERIA		
A. General	See resolution #87-371, Section XV, Part A	
B. Monthly Meter Service Charges	The monthly meter service charge applicable for wholesale accounts for meter maintenance, meter reading, telemetry charges, billing and accounting are as follows:	
1. Meter Six 3/4"		\$6.00
2. Meter Size 1"		\$7.00
3. Meter Size 1-1/2"		\$8.00
4. Meter Size 2"		\$9.00
5. Meter Size 4"		\$44.00
6. Meter Size 6"		\$82.00
7. Meter Size 8"		\$85.00
8. Meter Size 10"		\$90.00
9. Meter Size 12"		\$95.00
10. Meter Size 16"		\$110.00
11. Meter Size 20"		\$133.00
12. Over 20", or other types		\$150.00
	Unpaid accounts will become delinquent thirty (30) days after the date of billing.	
C. Meter Connections	See resolution #87-371, Section XV, Part D	
D. Eligibility	See resolution #87-371, Section XV, Part E	
XV. CONTRACTUAL CUSTOMERS		
A. Category A - Active Water Accounts		\$0.65 for each utility service

User Fees Schedule

UTILITIES - WATER SYSTEM	FY23 Adopted
<p>B. Category C - No Water Account (for first service)</p>	<p>\$0.65 for first service</p>
<p>XVI. MAILING / ONSSERT FEE</p>	
<p>A. Onsert fee - Includes the cost of PCU design, developing, and coordination required in getting the onsert to the mail house contractor for placement, testing, and distribution on the invoice.</p>	<p>\$0.07 per onsert</p>
<p>B. Onsert fee - The requestor provides their own design and development of the onsert. PCU will perform the coordination required in getting the onsert to the mail house contractor for placement, testing, and distribution on the invoice.</p>	<p>At Cost</p>
<p>C. If an insert goes out that causes the total weight of the mail package to exceed the standard first class mail rate, the organization that requested the insert pays the additional cost of postage.</p>	<p>At Cost</p>
<p>D. Miscellaneous change order fee</p>	<p>\$4.25 per change order</p>
<p>XVII. UNSPECIFIED WORK</p>	<p>At Cost</p>
<p>NOTE: "at cost" shall be calculated based upon actual material and labor costs plus overhead.</p>	

User Fees Schedule

UTILITIES - SEWER SYSTEM	FY23 Adopted
I. Sewer Connection Fee	
A. Single Family Residence	\$2,060.00
B. Multiple Family and Mobile Home Parks	
1. Each Multiple Family Dwelling Unit	\$1,643.00
2. Each Mobile Home Space	\$1,540.00
C. Commercial, Industrial and Miscellaneous Buildings:	
Per gallon of flow *	\$10.98
* Fee amount will be determined at time application is made for sewer; said connection fee shall be based upon flow and demand made on the system.	
II. Industrial Wastewater Discharge Permit Fees	
A. Type I Industry	
1. One Year Permit	\$5,200.00
2. Two Year Permit	\$7,630.00
3. Three Year Permit	\$10,540.00
4. Four Year Permit	\$13,210.00
5. Five Year Permit	\$15,880.00
This type of industry may also be subject to a Special Industrial Surcharge Fee as provided in the Schedule of Rates and Fees for the PCSS.	
B. Type II Industry	
1. One Year Permit	\$3,040.00
2. Two Year Permit	\$4,960.00
3. Three Year Permit	\$6,870.00
4. Four Year Permit	\$8,790.00
5. Five Year Permit	\$10,710.00
This type of industry may also be subject to a Special Industrial Surcharge Fee as provided in the Schedule of Rates and Fees for the PCSS.	
C. Type III Industry (No Discharge Permit)	
1. One Year Permit	\$1,310.00
2. Two Year Permit	\$1,730.00
3. Three Year Permit	\$2,160.00
4. Four Year Permit	\$2,580.00
5. Five Year Permit	\$3,010.00

User Fees Schedule

UTILITIES - SEWER SYSTEM	FY23 Adopted
<p>D. High Strength Wastewater Surcharge</p> <p>Note: Predetermined measures used in calculations: Biochemical Oxygen Demand (BOD) Discharge Local Limit is 450 mg/L Total Suspended Solids (TSS) Discharge Local Limit is 650 mg/L Equivalent Residential Unit (ERU) Flow is Currently 5,000 gallons per month Load ERU is the greater of the Customer BOD or TSS divided by its respective Local Limit Sewer Base Rate Charge per month adopted by resolution D-1. BOD (\$/lb) D-2. TSS (\$/lb)</p> <p>E. Processed groundwater discharge fee per 1,000 gallons of processed groundwater received</p>	<p align="center">Methodology Change</p> <p align="right">\$0.8605 \$0.6013</p> <p align="right">\$30.00</p>
<p>III. Tap Installation Fee including wye and service lateral</p>	<p align="right">At Cost, but not less than \$2,000</p>
<p>IV. Transported Liquid Wastes Discharge Fee*</p>	
<p>A. Per 1,000 gallons of transported grease liquid wastes received at the FOG Facility. The cost/1,000 gal. charge will be prorated for fractional loads.</p>	<p align="right">\$120.00</p>
<p>B. Per 1,000 gallons of transported septic tank and portable chemical toilet wastes received at the South Cross Bayou WRF. Only accepting Septage permitted haulers; will not accept dual permitted haulers. The \$40/1000 gallon charge will be based on total, full permitted capacity of their tank, regardless of delivered volume.</p>	<p align="right">\$40.00</p>
<p>V. Grease Waste Hauler Application and Permitting Base Fees</p>	
<p>A. Application and Permitting Base Fee</p>	<p align="right">\$225.00</p>
<p>B. Fee for Each Vehicle (for three years)</p>	<p align="right">\$23.00</p>
<p>VI. Permit Fee for Food Service Facilities</p>	
<p>A. Permit fee for a food service facility with grease interceptor</p>	<p align="right">\$270.00</p>
<p>B. Permit fee for a food service facility with a grease trap</p>	<p align="right">\$270.00</p>
<p>C. Food service facility pumping variance fee (fee to be implemented on February 1, 2010)</p>	<p align="right">\$390.00</p>
<p>D. Food service facility re-inspection fee</p>	<p align="right">\$120.00</p>
<p>VII. Private Sewer System Permit Fee</p>	

User Fees Schedule

UTILITIES - SEWER SYSTEM	FY23 Adopted
A. Private Sewer System Permit Fee (Annual per System) (Billed Bi-Monthly)	\$300.00
B. Private Sewer System: Non-Residential Single Lateral Connection Annual Permit Fee (Includes Inspection)	\$30.00
VIII. Collection System Extension	At Cost
IX. Unspecified Work	At Cost
NOTE: "At Cost" shall be calculated based upon actual material and labor costs plus overhead.	

User Fees Schedule

UTILITIES - RECLAIMED WATER SYSTEM		FY23 Adopted
I. New Service Connection Fees for Systems on Existing Mains		
A. Unmetered Service		
1. Service connection - unmetered service 1"		\$670.00
2. Service connection - unmetered service 1 1/2"		\$1,060.00
3. Service connection - unmetered service 2"		\$1,090.00
B. Metered Service		
1. Service connection - metered service 3/4"		\$850.00
2. Service connection - metered service 1"		\$900.00
3. Service connection - metered service 1 1/2"		\$1,210.00
4. Service connection - metered service 2"		\$1,240.00
5. Service connection - metered service 4"		
		Installed by customer and shall be purchased from the County at the current contract price
II. METERED CONNECTION CHARGES (RECLAIMED)		
A. Meter & Meter Box		
1. Meter & Meter Box 5/8" x 3/4" (Excludes Service Line Connection)		\$590.00
2. Meter & Meter Box 1" (Excludes Service Connection)		\$630.00
3. Meter & Meter Box 1-1/2" (Excludes Service Connection)		\$900.00
4. Meter & Meter Box 2" (Excludes Service Connection)		\$990.00
5. Meter & Meter Box 2-2" Parallel (Excludes Service Connection)		\$1,770.00
6. Meter 4" and larger (Excludes Service Connection)		At Cost
<i>Effective 10/1/2022, reclaimed water customers may choose to make amortized monthly payments on the Meter & Meter Box fee at 0.0% over 60 months (5 years).</i>		
B. Meter & Meter Box for Existing Connected Customers - Waive Fee		\$0.00
<i>Reclaimed Meter Charge does not apply to Existing Residential Active Reclaimed Users actively paying a usage charge as of 10/1/2022 on 1 inch or less meters only (does not apply to Availability fee).</i>		
III. Service Charges		
1. Reuse service turn on fee (scheduled) future date		\$17.00
2. Reuse service turn on fee (same day)		\$42.00
3. Pre-termination notice fee		\$7.00
4. Delinquent turn-off fee		\$18.00
5. Delinquent turn-on fee		\$18.00
6. Return check processing fee		Per Florida Statute
7. Special meter reading fee - reclaimed water already on		\$19.00

User Fees Schedule

UTILITIES - RECLAIMED WATER SYSTEM	FY23 Adopted
<p>8. Check last reading (if routine or special meter reading was correct) or off cycle reading for billing</p> <p>9. Meter reset fee 3/4" - 2"</p> <p>10. Meter reset - larger than 2"</p> <p>11. Service charges - meter test in shop fee (if meter is registered within accuracy range)</p> <p> a. 3/4" to 1" (includes reset fee)</p> <p> b. 1 1/2" to 2" (includes reset fee)</p> <p>12. Larger than 2" (test in field)</p> <p>The above charges, where applicable, will be increased 50% for after hours between 5 p.m. and 8 a.m. on normal working days, and for all holidays and weekends.</p> <p>13. Unspecified work</p> <p>14. Service/Trip/Truck Charge</p>	<p>\$18.00</p> <p>At Cost</p> <p>At Cost</p> <p>\$0.00</p> <p>\$0.00</p> <p>At Cost</p> <p>1.5x</p> <p>At Cost</p> <p>\$43.00</p>
<p>IV. Billing Charges</p> <p>A. Funded systems</p> <p>1. Unmetered service</p> <p>2. Metered service</p> <p>B. Unfunded systems</p> <p>1. Unmetered service</p> <p>2. Metered service</p> <p>* A billing charge will be assessed for those properties not served by a water or sewer account.</p>	<p>\$3.75</p> <p>bi-monthly billing charge for unmetered reclaimed water only * customers</p> <p>\$4.50</p> <p>bi-monthly billing charge for metered reclaimed water only * customers</p> <p>\$3.75</p> <p>bi-monthly billing charge for unmetered reclaimed water only * customers</p> <p>\$4.50</p> <p>bi-monthly billing charge for metered reclaimed water only * customers</p>

User Fees Schedule

UTILITIES - RECLAIMED WATER SYSTEM	FY23 Adopted
NOTE: "At Cost" shall be calculated based upon actual material and labor costs plus overhead.	

User Fees Schedule

UTILITIES - COLLECTIONS	FY23 Adopted
<p>* I. Service Charges - Late Payment Fee on balance greater than \$5.00</p> <p>NOTE: Bills are due within twenty-eight (28) days from the bill invoice date. Any balance unpaid after this date will be charged the Late Payment Fee. (The late fee is assessed at the step in dunning where the notice of balance due - i.e., the late notice, is generated and mailed to the customer). This fee is for all the accounts which Pinellas County Utilities collects, both Pinellas County Utilities accounts and those for which Pinellas County Utilities is a billing agent. Customers who have incurred no more than one Late Payment fee within a 12 month period may be eligible for a waiver of the late payment fee.</p>	<p>10% of balance due subject to a \$1.00 minimum and \$500.00 maximum</p>
<p>* II. Service Charges - Lien Process</p> <p>II-A. Notice of Lien Process</p> <p>II-B. Lien Payoff Process</p> <p>II-C. Release of Lien Process</p>	<p>\$23.00</p> <p>\$9.00</p> <p>\$11.00</p>
<p>* III. Service Charges - Title Disclosure</p>	<p>\$6.00</p>
<p>* Utilities Water, Sewer and Reclaimed Water Schedules</p>	

UTILITIES - ENGINEERING	FY23 Adopted
<p>I. Engineering Plan Review</p>	<p>\$330.00</p>

User Fees Schedule Summary of Changes

Modification		FY22 Adopted	FY23 Adopted	Net Revenue Impact	Reason for Change or Addition	Change in Fee
Airport						
	Change - Increasing Long Term Daily (24 Hours) Maximum Rate from \$12.00 to \$13.00	\$12.00	\$13.00	322,030	Demand supports increase and to ensure customers use the appropriate parking areas	8.3%
	Change - Title change from Remote to Economy			0	To create consistency amongst peers	0.0%
	Change - Fee name changing from Remote Daily (24 Hours) Maximum Rate to Economy Daily (24 Hours) Maximum Rate.	\$8.00	\$8.00	0		0.0%
Total Airport				\$ 322,030		
Animal Services						
	Change - I-A. Sterilized (Mandatory chip included in reclaim)	\$75.00	\$75.00	0	Description change	0.0%
	Change - I-B. Intact Option 1 - When unaltered animals are impounded and reclaimed by the owner, an incentive will be offered at that time to have the animal spayed/neutered at the suggested price listed under item IV, and in addition the impound fee will be waived. Boarding fees will be assessed as outlined in item III. NOTE: Fee includes MANDATORY microchip and core vaccines (excludes rabies vaccine).	\$125.00	\$125.00	0	Description change	0.0%
	Change - I-C. Other Reclaim Option 2 - When unaltered animals are impounded and reclaimed by the owner, the owner can opt to pay the intact animal reclaim fee and take their animal to a vet of their choice for spay/neuter within 30 days of reclaim. The owner must then submit a request for the difference of Intact Animal Reclaim Fee and the Sterilized Intact Fee (current difference \$50.00). Mandatory chip MUST be purchased through vet or issued at the shelter. Boarding fees will be assessed as outlined in item III.	\$50.00	\$50.00	0	Description change	0.0%
	New - Other Reclaim - not domestic cat or dog - each instance		\$50.00	300	Animals are surrendered to shelter various reason and we do not have a reclaim fee (\$50 per 6 animals per 12 month period)	100.0%
	Change - I-D-1. Minimum Veterinary Service	\$35.00	\$50.00	0	Increase in medical supplies	143.0%
	Change - I-D-2. Limited Veterinary Service	\$60.00	\$75.00	0	Increase in medical supplies	125.0%
	Change - I-D-3. Extensive Veterinary Service	\$110.00	\$150.00	0	Increase in medical supplies	136.0%
	Change - I-D-4. Emergency Veterinary Service	\$160.00	\$250.00	0	Increase in medical supplies	156.0%
	Change - I-E. Community Cat First Impound (mandatory microchip included)	\$15.00	\$20.00	0	Covers cost of core vaccines and chip	134.0%
	New - V-C. Adoption (Other)			0	New fee since pets are surrendered to the shelter and PCAS has no resource but to transfer	0.0%
	New - V-C-1. Rate to be determined between \$40 - \$125		\$40.00 - \$125.00	300	New fee since pets are surrendered to the shelter and PCAS has no resource but to transfer (\$40-125 per 6 animals per 12 month period)	100.0%
	Change - VI-A. Dog/Cat (1 year license)	\$20.00 (a) (b)	\$21.00 (a) (b)	0	Price to increase \$1 every year for 5 years to stay within market	105.0%
	Change - VI-B. Dog/Cat (3 year license)	\$40.00 (a) (b)	\$42.00 (a) (b)	0	Price to increase \$2 every year for 5 years to stay within market	105.0%
	New - VII-A-3. Euthanasia/Cremation (pocket pets, rabbits, etc.)		\$30.00	180	Citizens bring in owned animals that are suffering and PCAS doesn't have a fee schedule to accommodate them (\$30 per 6 animals per 12 month period)	100.0%
	New - VII-B-3. Cremation Only (pocket pets, rabbits, etc.)		\$20.00	120	Citizens bring in owned animals that are suffering and PCAS doesn't have a fee schedule to accommodate them (\$20 per 6 animals per 12 month period)	100.0%

User Fees Schedule Summary of Changes

Modification	FY22 Adopted	FY23 Adopted	Net Revenue Impact	Reason for Change or Addition	Change in Fee
New - VII-C-3. Euthanasia Only (pocket pets, rabbits, etc.)		\$10.00	60	Citizens bring in owned animals that are suffering and PCAS doesn't have a fee schedule to accommodate them (\$10 per 6 animals per 12 month period)	100.0%
Change - VII-E. Guard Dog Annual Registration	\$100.00	\$125.00	0	Price to increase to stay within market	125.0%
New - VII-L. Landlord/Property Surrender Fee - per instance		\$75.00	3,750	To assist with labor costs in evictions/etc. (50 surrenders in a 12 month period)	100.0%
Total Animal Services			\$ 4,710		
Building and Development Review Services					
CHANGE-III-E. Building Life Safety Fire Resistance Review Charges to all Commercial New, Remodel and Addition permits.	\$110.00	\$120.00	4,250	Increase per FY22-FY24 to increase fees over 3 years at approximately a 3.3% revenue increase. Ref Budget meetings 5/20/21,7/13/2021, 9/9/2021, and 9/21/2021	9.1%
CHANGE-III-G. Plan Review Additional Fee for Flood Zones - Substantial Damage/Improvement		Add 25% of Plan Review	5,000	Increase due to Pinellas County Flood Ordinance change - Flood review % increased due to more complicated reviews (SI & cumulative) Modified text to better match ordinance	25.0%
NEW-III-J Flood Location Ordinance Review per permit in flood zone		\$15.00	3,990	New fee due to Pinellas County Flood Ordinance change requiring more flood reviews and staff to meet ordines requirements.	0.0%
CHANGE-IV-C. Commercial Buildings valuation up to \$1 million - Includes Building, Electrical, Plumbing, Mechanical, Inspection and Plan Review.	\$8.25 per \$1,000.00; Min. \$100.00 per inspection	\$8.50 per \$1,000; Min. \$100 per inspection	20,000	Increase per FY22-FY24 to increase fees over 3 years at approximately a 3.3% revenue increase. Ref Budget meetings 5/20/21,7/13/2021, 9/9/2021, and 9/21/2021	3.0%
Change-IV-D. Commercial Buildings valuation portion over \$1 million - Includes Building, Electrical, Plumbing, Mechanical, Inspections and Plan Review.	\$7.25 per \$1,000.00; Min. \$100.00 per inspection	\$7.50 per \$1,000; Min. \$100 per inspection	9,000	Increase per FY22-FY24 to increase fees over 3 years at approximately a 3.3% revenue increase. Ref Budget meetings 5/20/21,7/13/2021, 9/9/2021, and 9/21/2021	3.0%
CHANGE-IV-I-1. Domestic Water Heating - Each (includes Building, Plan Review, Plumbing & Electrical)	\$320.00	\$335.00	45	Increase per FY22-FY24 to increase fees over 3 years at approximately a 3.3% revenue increase. Ref Budget meetings 5/20/21,7/13/2021, 9/9/2021, and 9/21/2021	4.7%
CHANGE-IV-I-2. Photovoltaic Systems - Each (includes Building, Plan Review & Electrical)	\$225.00	\$240.00	9,000	Increase per FY22-FY24 to increase fees over 3 years at approximately a 3.3% revenue increase. Ref Budget meetings 5/20/21,7/13/2021, 9/9/2021, and 9/21/2021	6.7%
CHANGE-IV-I-3. Pool/Spa Heating System - Each (includes Building, Plan Review & Electrical)	\$225.00	\$240.00	540	Increase per FY22-FY24 to increase fees over 3 years at approximately a 3.3% revenue increase. Ref Budget meetings 5/20/21,7/13/2021, 9/9/2021, and 9/21/2021	6.7%
CHANGE-IV-I-4. Space Heating - Each (includes all trades and Plan Review)	\$425.00	\$440.00	0	Increase per FY22-FY24 to increase fees over 3 years at approximately a 3.3% revenue increase. Ref Budget meetings 5/20/21,7/13/2021, 9/9/2021, and 9/21/2021	3.5%
CHANGE-IV-J-1. Spa, Swimming Pool and Hot Tubs, with Deck. Includes Building, Electric and Plans Review fee. Up to \$40,000.00 value.	\$525.00	\$540.00	5,400	Increase per FY22-FY24 to increase fees over 3 years at approximately a 3.3% revenue increase. Ref Budget meetings 5/20/21,7/13/2021, 9/9/2021, and 9/21/2021	2.9%

User Fees Schedule Summary of Changes

Modification	FY22 Adopted	FY23 Adopted	Net Revenue Impact	Reason for Change or Addition	Change in Fee
CHANGE-V-B. Aluminum Structures without slab/footers: Screen room, Pool Cage, porch, carport, includes Building inspections and Plan Review	\$235.00 plus \$1.00 per \$1,000.00 value	\$245 plus \$1.00 per \$1000 value	3,000	Increase per FY22-FY24 to increase fees over 3 years at approximately a 3.3% revenue increase. Ref Budget meetings 5/20/21,7/13/2021, 9/9/2021, and 9/21/2021	4.7%
CHANGE-V-C. Aluminum Structures with slab/footers: Screen room, Pool Cage, porch, carport, includes Building Inspections and Plan Review	\$300.00 plus \$1.00 per \$1,000.00 value	\$325 plus \$1.00 per \$1000 value	3,375	Increase per FY22-FY24 to increase fees over 3 years at approximately a 3.3% revenue increase. Ref Budget meetings 5/20/21,7/13/2021, 9/9/2021, and 9/21/2021	8.0%
CHANGE-V-D-1. Commercial Demolition Permit includes all trades and plan review.	\$200.00	\$265.00	2,340	Increase per FY22-FY24 to increase fees over 3 years at approximately a 3.3% revenue increase. Ref Budget meetings 5/20/21,7/13/2021, 9/9/2021, and 9/21/2021	32.5%
CHANGE-V-D-2. Residential Demolition Permit	\$150.00	\$190.00	3,840	Increase per FY22-FY24 to increase fees over 3 years at approximately a 3.3% revenue increase. Ref Budget meetings 5/20/21,7/13/2021, 9/9/2021, and 9/21/2021	26.7%
CHANGE-V-E. Damage pre-permit inspection, Fire or Structural (Includes Building and Electrical inspection)	\$170.00	\$185.00	690	Increase per FY22-FY24 to increase fees over 3 years at approximately a 3.3% revenue increase. Ref Budget meetings 5/20/21,7/13/2021, 9/9/2021, and 9/21/2021	8.8%
CHANGE-V-H-1. Reroof - Residential or Commercial - 1st 20 Squares	\$155.00	\$165.00	47,840	Increase per FY22-FY24 to increase fees over 3 years at approximately a 3.3% revenue increase. Ref Budget meetings 5/20/21,7/13/2021, 9/9/2021, and 9/21/2021	6.5%
CHANGE-V-H-3. Reroof Metal/Alum Roof Over- Residential or Commercial - 1st 20 Squares Includes Plan Review	\$220.00	\$230.00	3,500	Increase per FY22-FY24 to increase fees over 3 years at approximately a 3.3% revenue increase. Ref Budget meetings 5/20/21,7/13/2021, 9/9/2021, and 9/21/2021	4.6%
CHANGE-V-I. Retaining Walls, Masonry Walls, Seawalls Includes plan review	\$285.00 plus \$0.25 per lineal foot	\$300.00 plus \$0.25 per. Lin. Ft.	2,520	Increase per FY22-FY24 to increase fees over 3 years at approximately a 3.3% revenue increase. Ref Budget meetings 5/20/21,7/13/2021, 9/9/2021, and 9/21/2021	5.3%
CHANGE-V-J-1. Signs (Billboard, Pylon, or Pole Signs) no Electrical, Includes plan review	\$300.00	\$310.00	120	Increase per FY22-FY24 to increase fees over 3 years at approximately a 3.3% revenue increase. Ref Budget meetings 5/20/21,7/13/2021, 9/9/2021, and 9/21/2021	3.3%
CHANGE-V-J-2. Signs (Billboard, Pylon, or Pole Signs) Includes Electrical and plan review	\$400.00	\$410.00	100	Increase per FY22-FY24 to increase fees over 3 years at approximately a 3.3% revenue increase. Ref Budget meetings 5/20/21,7/13/2021, 9/9/2021, and 9/21/2021	2.5%
CHANGE-V-L-1. Shed Frame Built on site - Shell Only (Max 3 Inspection trips) Includes plan review	\$355.00	\$365.00	20	Increase per FY22-FY24 to increase fees over 3 years at approximately a 3.3% revenue increase. Ref Budget meetings 5/20/21,7/13/2021, 9/9/2021, and 9/21/2021	2.8%
CHANGE-V-L-2. Shed Prefab than greater 100 sq. ft. Includes plan review	\$165.00	\$170.00	500	Increase per FY22-FY24 to increase fees over 3 years at approximately a 3.3% revenue increase. Ref Budget meetings 5/20/21,7/13/2021, 9/9/2021, and 9/21/2021	3.0%
CHANGE-V-M-1. Tents includes plan review	\$145.00	\$150.00	500	Increase per FY22-FY24 to increase fees over 3 years at approximately a 3.3% revenue increase. Ref Budget meetings 5/20/21,7/13/2021, 9/9/2021, and 9/21/2021	3.5%

User Fees Schedule Summary of Changes

Modification	FY22 Adopted	FY23 Adopted	Net Revenue Impact	Reason for Change or Addition	Change in Fee
CHANGE-VI-B. Commercial Alarm System and/or Low Voltage, includes Plan review	\$275.00	\$315.00	2,400	Increase per FY22-FY24 to increase fees over 3 years at approximately a 3.3% revenue increase. Ref Budget meetings 5/20/21,7/13/2021, 9/9/2021, and 9/21/2021	14.6%
CHANGE-VI-C. Saw/Power Pole, Well Pump, Single/Double Pedestal	\$125.00	\$130.00	150	Increase per FY22-FY24 to increase fees over 3 years at approximately a 3.3% revenue increase. Ref Budget meetings 5/20/21,7/13/2021, 9/9/2021, and 9/21/2021	4.0%
CHANGE-VI-D. Residential Service Change	\$125.00	\$130.00	4,440	Increase per FY22-FY24 to increase fees over 3 years at approximately a 3.3% revenue increase. Ref Budget meetings 5/20/21,7/13/2021, 9/9/2021, and 9/21/2021	4.0%
CHANGE-VI-E. Commercial Service Change	\$160.00	\$165.00	395	Increase per FY22-FY24 to increase fees over 3 years at approximately a 3.3% revenue increase. Ref Budget meetings 5/20/21,7/13/2021, 9/9/2021, and 9/21/2021	3.1%
CHANGE-VI-F. Re-certification of Electric Service Residential or Commercial	\$160.00	\$165.00	600	Increase per FY22-FY24 to increase fees over 3 years at approximately a 3.3% revenue increase. Ref Budget meetings 5/20/21,7/13/2021, 9/9/2021, and 9/21/2021	3.1%
CHANGE-VI-G. Residential Generator includes all trades and Plan Review	\$280.00	\$290.00	3,000	Increase per FY22-FY24 to increase fees over 3 years at approximately a 3.3% revenue increase. Ref Budget meetings 5/20/21,7/13/2021, 9/9/2021, and 9/21/2021	3.6%
CHANGE-VII-A. Water Heater Replacement equal change out (Tank or Tankless) - Electric or Gas Reconnect, same locations	\$80.00	\$85.00	4,030	Increase per FY22-FY24 to increase fees over 3 years at approximately a 3.3% revenue increase. Ref Budget meetings 5/20/21,7/13/2021, 9/9/2021, and 9/21/2021	6.3%
CHANGE-VII-B. Water Heater Relocate/ tank to tankless or new tankless - Electric or Gas	\$190.00	\$195.00	660	Increase per FY22-FY24 to increase fees over 3 years at approximately a 3.3% revenue increase. Ref Budget meetings 5/20/21,7/13/2021, 9/9/2021, and 9/21/2021	2.6%
CHANGE-VII-D. Water Conditioner - Replacement - Same Location	\$80.00	\$85.00	0	Increase per FY22-FY24 to increase fees over 3 years at approximately a 3.3% revenue increase. Ref Budget meetings 5/20/21,7/13/2021, 9/9/2021, and 9/21/2021	6.3%
CHANGE-VII-F. Existing Residential Water Service or Sewer Replacement Size for Size	\$80.00	\$85.00	500	Increase per FY22-FY24 to increase fees over 3 years at approximately a 3.3% revenue increase. Ref Budget meetings 5/20/21,7/13/2021, 9/9/2021, and 9/21/2021	6.3%
CHANGE-VIII-B. Water Heater Gas - Electric Conversion (includes plumbing)	\$185.00	\$195.00	60	Increase per FY22-FY24 to increase fees over 3 years at approximately a 3.3% revenue increase. Ref Budget meetings 5/20/21,7/13/2021, 9/9/2021, and 9/21/2021	5.4%
CHANGE-VIII-C. Gas Appliance Replacement Equal Change	\$80.00	\$85.00	130	Increase per FY22-FY24 to increase fees over 3 years at approximately a 3.3% revenue increase. Ref Budget meetings 5/20/21,7/13/2021, 9/9/2021, and 9/21/2021	6.3%
CHANGE-VIII-D. Change of LP Supplier	\$80.00	\$85.00	330	Increase per FY22-FY24 to increase fees over 3 years at approximately a 3.3% revenue increase. Ref Budget meetings 5/20/21,7/13/2021, 9/9/2021, and 9/21/2021	6.3%

User Fees Schedule Summary of Changes

Modification	FY22 Adopted	FY23 Adopted	Net Revenue Impact	Reason for Change or Addition	Change in Fee
CHANGE-IX-A. Air Conditioning Equal Changeout (Does Not Include Gas, Oil, or Electrical)	\$138.00	\$140.00	9,724	Increase per FY22-FY24 to increase fees over 3 years at approximately a 3.3% revenue increase. Ref Budget meetings 5/20/21,7/13/2021, 9/9/2021, and 9/21/2021	1.5%
CHANGE-IX-B. Air Conditioning Changeout with Electric	\$236.00	\$240.00	1,200	Increase per FY22-FY24 to increase fees over 3 years at approximately a 3.3% revenue increase. Ref Budget meetings 5/20/21,7/13/2021, 9/9/2021, and 9/21/2021	1.7%
CHANGE-IX-C. Air Conditioning Changeout with Electric and Ducts	\$336.00	\$340.00	264	Increase per FY22-FY24 to increase fees over 3 years at approximately a 3.3% revenue increase. Ref Budget meetings 5/20/21,7/13/2021, 9/9/2021, and 9/21/2021	1.2%
CHANGE-IX-D. Two (2) Air Conditioning Equal Changeouts	\$270.00	\$275.00	400	Increase per FY22-FY24 to increase fees over 3 years at approximately a 3.3% revenue increase. Ref Budget meetings 5/20/21,7/13/2021, 9/9/2021, and 9/21/2021	1.9%
CHANGE-IX-I. Hood, Refrigeration, Chemical System, Boiler, Spray Booth, Chiller, etc. Includes plan review, Mechanical only. Min \$100.00 per inspection for each additional trade. Work over \$75,000 may be based on value per section IV-C.	\$285.00	\$295.00	80	Increase per FY22-FY24 to increase fees over 3 years at approximately a 3.3% revenue increase. Ref Budget meetings 5/20/21,7/13/2021, 9/9/2021, and 9/21/2021	3.5%
CHANGE-X-A. Re-inspection Fee	\$70.00	\$75.00	16,525	Increase per FY22-FY24 to increase fees over 3 years at approximately a 3.3% revenue increase. Ref Budget meetings 5/20/21,7/13/2021, 9/9/2021, and 9/21/2021	7.1%
CHANGE-X-C. Re-inspection Fee for third and any subsequent Re-inspection, for the same noted Code Violation - Four (4) times Re-inspection Fee. Per FS 553.80(2) (c)	\$280.00	\$290.00	100	Increase per FY22-FY24 to increase fees over 3 years at approximately a 3.3% revenue increase. Ref Budget meetings 5/20/21,7/13/2021, 9/9/2021, and 9/21/2021	3.6%
CHANGE-XI-C-2. Contractor Change. Includes all Trade Sections. Can be combined with reinstatement of permit for one fee if both are done with the same transaction. Not to Exceed the Original Permit Fee.	\$120.00	\$125.00	520	Increase per FY22-FY24 to increase fees over 3 years at approximately a 3.3% revenue increase. Ref Budget meetings 5/20/21,7/13/2021, 9/9/2021, and 9/21/2021	4.2%
CHANGE-XI-C-3. Mail-In Permit submittal processing fee.	\$70.00	\$85.00	750	Increase per FY22-FY24 to increase fees over 3 years at approximately a 3.3% revenue increase. Ref Budget meetings 5/20/21,7/13/2021, 9/9/2021, and 9/21/2021	21.4%
CHANGE-XI-C-7. Permit Reinstatement (Reinstatement of expired permit)	\$120.00	\$125.00	10,040	Increase per FY22-FY24 to increase fees over 3 years at approximately a 3.3% revenue increase. Ref Budget meetings 5/20/21,7/13/2021, 9/9/2021, and 9/21/2021	4.2%
CHANGE-XI-C-8. Permit Extensions (within 10 days prior to permit expiration)	\$40.00	\$45.00	1,805	Increase per FY22-FY24 to increase fees over 3 years at approximately a 3.3% revenue increase. Ref Budget meetings 5/20/21,7/13/2021, 9/9/2021, and 9/21/2021	12.5%
CHANGE-XI-C-11-a. All Express Building Permits (EBP), such as Re-Roofing, Window and Door Replacements, A/C, Water Heater replacements, etc.	\$1.50	\$1.75	5,009	Increase per FY22-FY24 to increase fees over 3 years at approximately a 3.3% revenue increase. Ref Budget meetings 5/20/21,7/13/2021, 9/9/2021, and 9/21/2021	16.7%
CHANGE-XI-C-11-b. Walk-in/Dropoff Express Building Permits (EBP). Re-Roofing, Window and Door Replacements, A/C, Water Heater replacements. Walk-in/Dropoff stand alone trade permits.	\$2.50	\$3.25	600	Increase per FY22-FY24 to increase fees over 3 years at approximately a 3.3% revenue increase. Ref Budget meetings 5/20/21,7/13/2021, 9/9/2021, and 9/21/2021	30.0%

User Fees Schedule Summary of Changes

Modification	FY22 Adopted	FY23 Adopted	Net Revenue Impact	Reason for Change or Addition	Change in Fee
CHANGE-XI-C-11-c-1. Value of Work \$0.00 to \$10,000	\$4.00	\$5.00	1,587	Increase per FY22-FY24 to increase fees over 3 years at approximately a 3.3% revenue increase. Ref Budget meetings 5/20/21,7/13/2021, 9/9/2021, and 9/21/2021	25.0%
CHANGE-XI-C-11-c-2. Value of Work \$10,001 to \$50,000	\$8.00	\$10.00	4,366	Increase per FY22-FY24 to increase fees over 3 years at approximately a 3.3% revenue increase. Ref Budget meetings 5/20/21,7/13/2021, 9/9/2021, and 9/21/2021	25.0%
CHANGE-XI-C-11-c-3. Value of work \$50,001 and up	\$12.00	\$15.00	2,028	Increase per FY22-FY24 to increase fees over 3 years at approximately a 3.3% revenue increase. Ref Budget meetings 5/20/21,7/13/2021, 9/9/2021, and 9/21/2021	25.0%
NEW-XIII-E. Private Provider in a flood zone additional fees.		\$250.00	3,000	New fee due to Private Provider Flood reviews and inspection requirements see FL Declaratory Statement DS2021-050 10/20/2021	0.0%
Total Building and Development Review Services			\$ 200,263		
Facilities and Real Property					
Change - Rental - Gallery at the Pinewood Cultural Park: Update to the roman numerals.	\$140.00/day \$200.00/day	\$140.00/day \$200.00/day	0	This will now be the only fee reflected on the Facilities and Real Property User Fee Schedule.	0.0%
Total Facilities and Real Property			\$ -		
Health Department Support					
New - I.O-1 Tattoo Artist Initial License Processing Fee		\$50.00	11,400	Cover cost of providing service	100.0%
New - I.O-2. Tattoo Artist Renewal License Processing Fee		\$50.00	30,000	Cover cost of providing service	100.0%
New - I.O-3. Guest Tattoo Initial Artist Registration Processing Fee		\$50.00	500	Cover cost of providing service	100.0%
New - I.O-4. Guest Tattoo Artist Re-registration Processing Fee		\$50.00	250	Cover cost of providing service	100.0%
Change - II-A-3. Certified Copy of Death Record (1)	\$9.00 per First Copy \$8.00 Each Add'l Copy	\$9.00 per First Copy \$9.00 Each Add'l Copy	0	Cover cost of providing service	13.0%
Change - III-F-4-a. Foreign Travel-Initial Consultation Visit	\$50.00 per hour	\$50.00	0	Remove "per Hour", it is a flat fee.	0.0%
Remove - III-F-12. School Physical	\$26.50	\$0.00 Service no longer provided	0	No longer providing service	100.0%
Change - III-F-17. Dental Services performed by a Dentist	\$70.00 per encounter	\$80.00 per encounter	0	Cover cost of providing service	14.3%
Remove - III-F-18. Dental Services performed by a Dental Hygienist	\$40.00 per encounter	\$0.00 Service no longer provided	0	No longer providing service	100.0%
Remove - III-F-19. Maternity Services; office visit	\$20.00 per encounter	\$0.00 Service no longer provided	0	No longer providing service	100.0%
Total Health Department Support			\$ 42,150		
Parks & Conservation Resources					
Change - III-A-1. Special Event Fee (rates vary depending on commercial, number of participants, duration, and venue)		Minimum \$100.00 per day	0	Verbiage updated to exclude weddings which will become its own fee effective FY23. Cost increase due to market alignment. No increase since FY10	200.0%

User Fees Schedule Summary of Changes

Modification	FY22 Adopted	FY23 Adopted	Net Revenue Impact	Reason for Change or Addition	Change in Fee
New - III-A-1-a. Special Event Fee - Weddings		Minimum \$50.00 per day	0	New fee to highlight wedding events independent of other special events based on number of participants (1-50 ppl = \$50.00 / 51+ ppl = \$100.00)	100.0%
New - III-A-1-b. Special Event Fee - Variable Message Board		\$50.00 per use	300	New fee for usage of variable message board to market special events based on staff time to program the message board (6 triathlon events @ \$50 ea.)	100.0%
Change - III-A-3. Park Road Closure Fee (full road closure)		Up to \$3,000.00 per closure	0	Verbiage updated to differentiate between full road closures and partial road closures. Costs updated from flat costs to ranged costs (6 triathlon events @ \$500 ea.)	0.0%
New - III-A-3-a. Park Road Closure Fee (partial road closure)		Up to \$1,500.00 per closure	4,500	New fee to highlight partial road closures which equates to anything less than a full closure (Estimating 3/yr @ \$1500.00 ea.)	100.0%
Change - III-A-5. Concession Vendor Permit Fee	\$150.00 per month	\$150.00 - \$250.00 per month	10,140	Changed from flat costs to ranged costs based on number of attendees. No increase since implementation in FY10.	166.0%
Change - V-C. Beach Access Parks - Parking Meters (includes applicable sales tax)	Up to \$2.50 per hour	Up to \$3.50 per hour	123,125	Increase in fee to align with Madeira Park's parking fees	120.0%
Total Parks & Conservation Resources			\$ 138,065		
Public Works					
Change - 1-A. Mangrove Trimming Permit Application Fee - Single-Family: Increase fee from \$200 to \$250.	\$200.00	\$250.00	1,000	The user fee is increased to match the fee charged by the Florida Department of Environmental Protection.	25.0%
Change - 1-B. Mangrove Trimming Permit Application Fee -Multi-Family and Commercial: Increase fee from \$400 to \$450.	\$400.00	\$450.00	250	The user fee is increased to match the fee charged by the Florida Department of Environmental Protection.	12.5%
Change - II-A-1. Water and Navigation Permit Application Fees - Docks: Increase fee from \$450 to \$460	\$450.00	\$460.00	0	No increase since 2009 - CPI increase proposed	2.0%
Change - II-A-2. Water and Navigation Permit Application Fees - Private Docks: Increase fee from \$600 to \$615	\$600.00	\$615.00	0	No increase since 2009 - CPI increase proposed	3.0%
Change - II-A-3. Water and Navigation Permit Application Fees - Private Docks: Increase fee from \$650 to \$665	\$650.00	\$665.00	0	No increase since 2009 - CPI increase proposed	2.0%
Change - II-A-4. Water and Navigation Permit Application Fees -Private Docks: Increase fee from \$685 to \$700	\$685.00	\$700.00	0	No increase since 2009 - CPI increase proposed	2.0%
Change - II-A-5 Water and Navigation Permit Application Fees - Private Docks: Increase fee from \$735 to \$750	\$735.00	\$750.00	0	No increase since 2009 - CPI increase proposed	2.0%
Change - II-A-6. Water and Navigation Permit Application Fees - Multi-Use Private Docks and Commercial Docks: Increase fee from \$465 to \$475	\$465.00 plus \$100.00 per new slip created (\$2,500.00 maximum slip charge)	\$475.00 plus \$100.00 per new slip created (\$2,500.00 maximum slip charge)	0	No increase since 2009 - CPI increase proposed	2.0%
Change - II-A-7. Water and Navigation Permit Application Fees - Multi-Use Private Docks: Increase fee from \$665 to \$680	\$665.00 plus \$100.00 per new slip created (\$2,500.00 maximum slip charge)	\$680.00 plus \$100.00 per new slip created (\$2,500.00 maximum slip charge)	0	No increase since 2009 - CPI increase proposed	2.0%
Change - II-A-8. Water and Navigation Permit Application Fees - Commercial Docks: Increase fee from \$715 to \$730	\$715.00 plus \$100.00 per new slip created (\$2,500.00 maximum slip charge)	\$730.00 plus \$100.00 per new slip created (\$2,500.00 maximum slip charge)	0	No increase since 2009 - CPI increase proposed	2.0%

User Fees Schedule Summary of Changes

Modification	FY22 Adopted	FY23 Adopted	Net Revenue Impact	Reason for Change or Addition	Change in Fee
Change - II-A-9. Water and Navigation Permit Application Fees - Repair Permit: Increase fee from \$300 to \$310	\$300.00	\$310.00	0	No increase since 2009 - CPI increase proposed	3.0%
New - II-A-10. Water and Navigation Permit Application Fees - Dock Roof: A permit application fee for dock roofs currently does not exist.		\$500.00	(1,000)	Currently, a dock permit is being issued for dock roofs at \$600.00 per permit. The amount of staff time and costs were considered to determine the user fee of \$500.00.	100.0%
Change - II-B-1. Dredge Fill: Increase fee from \$565 to \$580	\$565.00	\$580.00	0	No increase since 2009 - CPI increase proposed	3.0%
Change - II-B-2. Dredge Fill: Increase fee from \$815 to \$835	\$815.00	\$835.00	0	No increase since 2009 - CPI increase proposed	2.0%
Change - II-B-3. Dredge Fill: Increase fee from \$1315 to \$1345	\$1,315.00	\$1,345.00	0	No increase since 2009 - CPI increase proposed	2.0%
Change - II-B-4. Dredge Fill: Increase fee from \$1565 to \$1600	\$1,565.00	\$1,600.00	0	No increase since 2009 - CPI increase proposed	2.0%
Change - II-C-1. Extension of Permit Expiration - Docks: Increase fee from \$25 to \$30.	\$25.00	\$30.00	300	Based on the amount of time required to extend a permit, the user fee was adjusted to better reflect the cost.	20.0%
Change - II-C-2. Extension of Permit Expiration - Dredge and Fill Decrease fee from \$50 to \$30.	\$50.00	\$30.00	(100)	Based on the amount of time required to extend a permit, the user fee was adjusted to better reflect the cost.	-40.0%
New - II-E. Variance and Appeal: New fee to cover County costs required to prepare these projects.		\$400.00	4,800	With an increasing number of Variance and Appeal packages, a user fee is established to recapture the cost of staff time to prepare the packages for public hearing meetings.	100.0%
New - 11-F. Revision Fee: For revisions done within a year after permit issuance, a \$100 fee shall be assessed to cover staff time.		\$100.00	20,000	Fee shall be assessed to cover staff time	100.0%
New - II-G. Miscellaneous Minor Additions: New fee for minor additions not currently covered by a dock permit fee, such as Kayak lifts, stairs, etc.		\$225.00	0	Will require staff review and may require field visit.	100.0%
Total Public Works			\$ 25,250		
Safety and Emergency Services					
Change - II-A-1. Transport - Basic Life Support Non-emergency: User Fee increase	\$675.81	\$777.18	645,752	Previous user fee is below the regional average by 4%. Additionally, the user fee was below the maximum charge for Motor Vehicle Claims F.S.627 5.(a)2.a prohibiting the maximum collections allowed by law.	15.0%
New User Fee II-A-2. Transport - Basic Life Support Emergency.		\$800.00	326,729	New user fee for this level of service. Basic Life Support (BLS) Ambulances were added in 2022	11.0%
Change - II-A-3. Transport - Advanced Life Support: User Fee increase	\$720.86	\$828.99	1,785,640	Previous user fee is below the regional average by 12%. Additionally, the user fee was below the maximum charge for Motor Vehicle Claims F.S.627 5.(a)2.a prohibiting the maximum collections allowed by law.	15.0%
Change - II-A-4. Transport - Advanced Life Support 2: User Fee increase	\$789.63	\$908.07	32,278	Previous user fee is below the regional average by 12%. Additionally, the user fee was below the maximum charge for Motor Vehicle Claims F.S.627 5.(a)2.a prohibiting the maximum collections allowed by law.	15.0%
Change - II-A-5. Critical Care Transport: User Fee increase	\$1,135.33	\$1,305.63	45,259	This increase will allow the department to maximize collections allowed by law (F.S.627 5.(a)2.) for motor vehicle accidents.	15.0%

User Fees Schedule Summary of Changes

Modification		FY22 Adopted	FY23 Adopted	Net Revenue Impact	Reason for Change or Addition	Change in Fee
	Change - II-A-6. Mental Health Transport: User Fee increase	\$153.18	\$176.16	5,383	Previous user fee is below the regional average by 12%. Additionally, the user fee was below the maximum charge for Motor Vehicle Claims F.S.627 5.(a)2.a prohibiting the maximum collections allowed by law.	Safety&E mergency Svcs
	Change - II-A-7. Transport - Mileage per Loaded Mile: User Fee increase	\$15.01	\$17.27	0	This increase will allow the department to maximize collections allowed by law (F.S.627 5.(a)2.) for motor vehicle accidents.	15.0%
	Change - II-B-2. Dedicated Standby per Hour: User Fee increase	\$152.06	\$174.87	27,788	Previous fee is below the regional average by 12%. Additionally, the fee was below the maximum charge for Motor Vehicle Claims F.S.627 5.(a)2.a prohibiting the maximum collections allowed by law.	15.0%
Total Safety and Emergency Services				\$ 2,868,829		
Solid Waste						
	Change - II-A. Disposal: Municipal Solid Waste	\$44.70	\$47.75	3,218,714	Per County Administrator recommendation to BCC on 4/21/22.	6.8%
	Change - II-B. Disposal: Commercial Waste	\$44.70	\$47.75	0	Per County Administrator recommendation to BCC on 4/21/22.	6.8%
	Change - II-C. Disposal: Yard Waste	\$44.70	\$47.75	0	Per County Administrator recommendation to BCC on 4/21/22.	6.8%
	Change - II-I. Disposal: Out-of-County Surcharge	\$44.70	\$47.75	0	Per County Administrator recommendation to BCC on 4/21/22.	6.8%
	New Fee - III-E. Personal Protective Equipment Charge		\$20.00	2,000	New Fee	0.0%
Total Solid Waste				\$ 3,220,714		
Utilities						
Utilities Water System						
	Change I-A-1. Deposits by Meter Size - Water 3/4"	\$100.00	\$110.00	107,400	Recommended based on comprehensive consultant study that analyzed all Utilities user fees	10.0%
	Change I-A-2. Deposits by Meter Size - Water 01"	\$210.00	\$220.00	3,990	Recommended based on comprehensive consultant study that analyzed all Utilities user fees	4.8%
	Change I-A-3. Deposits by Meter Size - Water 1-1/2"	\$590.00	\$630.00	4,280	Recommended based on comprehensive consultant study that analyzed all Utilities user fees	6.8%
	Change I-A-4. Deposits by Meter Size - Water 0.2"	\$1,510.00	\$1,620.00	6,600	Recommended based on comprehensive consultant study that analyzed all Utilities user fees	7.3%
	Change I-A-5. Deposits by Meter Size - Water 0.3"	\$1,970.00	\$1,620.00	(26,600)	Recommended based on comprehensive consultant study that analyzed all Utilities user fees	
	Change I-A-6. Deposits by Meter Size - Water 0.4"	\$8,500.00	\$6,850.00	(3,300)	Recommended based on comprehensive consultant study that analyzed all Utilities user fees	-19.4%
	Change I-A-7. Deposits by Meter Size - Water 06" and up	\$10,150.00	\$12,500.00	11,750	Recommended based on comprehensive consultant study that analyzed all Utilities user fees	23.2%
	Change I-B-1. Deposits by Meter Size - Sewer 3/4"	\$115.00	\$180.00	649,805	Recommended based on comprehensive consultant study that analyzed all Utilities user fees	56.5%
	Change I-B-2. Deposits by Meter Size - Sewer 01"	\$210.00	\$320.00	43,890	Recommended based on comprehensive consultant study that analyzed all Utilities user fees	52.4%
	Change I-B-.3. Deposits by Meter Size - Sewer 1-1/2"	\$525.00	\$860.00	32,495	Recommended based on comprehensive consultant study that analyzed all Utilities user fees	63.8%
	Change I-B-4. Deposits by Meter Size - Sewer 02"	\$1,325.00	\$2,190.00	42,385	Recommended based on comprehensive consultant study that analyzed all Utilities user fees	65.3%

User Fees Schedule Summary of Changes

Modification	FY22 Adopted	FY23 Adopted	Net Revenue Impact	Reason for Change or Addition	Change in Fee
Add I-B-5. Deposits by Meter Size - Sewer 03"		\$2,190.00	13,140	This Meter Size was missing from the previous User Fee Schedule	0.0%
Change I-B-6. Deposits by Meter Size - Sewer 04"		\$9,250.00	1,950	Recommended based on comprehensive consultant study that analyzed all Utilities user fees	26.7%
Change I-B-7. Deposits by Meter Size - Sewer 06 and up"		\$16,700.00	40,000	Recommended based on comprehensive consultant study that analyzed all Utilities user fees	91.9%
Change II-A-1. Meter & Meter Box 5/8" x 3/4" (Excludes Tap and Service)	\$660.00	\$590.00	(17,699)	Recommended based on comprehensive consultant study that analyzed all Utilities user fees	-10.6%
Change II-A-2. Meter & Meter Box 1" (Excludes Tap and Service)	\$700.00	\$630.00	(1,477)	Recommended based on comprehensive consultant study that analyzed all Utilities user fees	-10.0%
Change II-A-3. Meter & Meter Box 1-1/2" (Excludes Tap and Service)	\$1,050.00	\$900.00	(776)	Recommended based on comprehensive consultant study that analyzed all Utilities user fees	-14.3%
Change II-A-4. Meter & Meter Box 2" (Excludes Tap and Service)	\$1,300.00	\$990.00	997	Recommended based on comprehensive consultant study that analyzed all Utilities user fees	-23.9%
Change II-A-5. Meter & Meter Box 2-2" (Excludes Tap and Service)	\$2,600.00	\$1,770.00	0	Recommended based on comprehensive consultant study that analyzed all Utilities user fees	-31.9%
Change II-B-1. Tap and Service Line 5/8" x 3/4"	\$755.00	\$530.00	(44,850)	Recommended based on comprehensive consultant study that analyzed all Utilities user fees	-43.1%
Change II-B-2. Tap and Service Line 1"	\$945.00	\$530.00	(9,270)	Recommended based on comprehensive consultant study that analyzed all Utilities user fees	-54.5%
Change II-B-3. Tap and Service Line 1-1/2"	\$1,090.00	\$820.00	(370)	Recommended based on comprehensive consultant study that analyzed all Utilities user fees	-33.9%
Change II-B-4. Tap and Service Line 2"	\$1,195.00	\$850.00	(445)	Recommended based on comprehensive consultant study that analyzed all Utilities user fees	-37.2%
Change II-B-5. Tap and Service Line 2-2" Parallel	\$2,090.00	\$1,360.00	(830)	Recommended based on comprehensive consultant study that analyzed all Utilities user fees	-39.7%
Change II-C-2. Temporary Fire Hydrant Meter	\$75.00 plus applicable deposit fee	\$240.00 plus applicable deposit fee	8,581	Recommended based on comprehensive consultant study that analyzed all Utilities user fees	220.0%
Change II-D-1. Service Line Road Crossing Fee (Cost per foot)	\$50.00	\$35.00	(27,360)	Recommended based on comprehensive consultant study that analyzed all Utilities user fees	-30.0%
Change III-A-1. Backflow Prevention Device Installed by County Single 3/4"	\$615.00	\$800.00	185	Recommended based on comprehensive consultant study that analyzed all Utilities user fees	30.1%
Change III-A-2. Backflow Prevention Device Installed by County Single 1"	\$615.00	\$830.00	2,795	Recommended based on comprehensive consultant study that analyzed all Utilities user fees	35.0%
Change III-A-3. Backflow Prevention Device Installed by County Single 1-1/2"	\$1,145.00	\$1,020.00	(125)	Recommended based on comprehensive consultant study that analyzed all Utilities user fees	-10.9%
Change III-A-4. Backflow Prevention Device Installed by County Single 2"	\$1,250.00	\$1,200.00	(50)	Recommended based on comprehensive consultant study that analyzed all Utilities user fees	-4.0%
Change III-B-1. Reduced Pressure Device Installed by County Parallel 3/4"	\$1,030.00	\$1,330.00	900	Recommended based on comprehensive consultant study that analyzed all Utilities user fees	29.1%
Change III-B-2. Reduced Pressure Device Installed by County Parallel 1"	\$1,030.00	\$1,390.00	360	Recommended based on comprehensive consultant study that analyzed all Utilities user fees	35.0%
Change III-B-3. Reduced Pressure Device Installed by County Parallel 1-1/2"	\$1,945.00	\$1,780.00	(165)	Recommended based on comprehensive consultant study that analyzed all Utilities user fees	-8.5%
Change III-B-4. Reduced Pressure Device Installed by County Parallel 2"	\$2,200.00	\$2,130.00	(70)	Recommended based on comprehensive consultant study that analyzed all Utilities user fees	-3.2%
Change Double Check Valve Device III-C-1. Installed by County Single 3/4"	\$565.00	\$890.00	7,150	Recommended based on comprehensive consultant study that analyzed all Utilities user fees	57.5%
Change Double Check Valve Device III-C-2. Installed by County Single 1"	\$565.00	\$910.00	345	Recommended based on comprehensive consultant study that analyzed all Utilities user fees	61.1%

User Fees Schedule Summary of Changes

Modification	FY22 Adopted	FY23 Adopted	Net Revenue Impact	Reason for Change or Addition	Change in Fee
Change Double Check Valve Device III-C-3. Installed by County Single 1-1/2"	\$1,080.00	\$1,100.00	20	Recommended based on comprehensive consultant study that analyzed all Utilities user fees	1.9%
Change Double Check Valve Device III-C-4. Installed by County Single 2"	\$1,145.00	\$1,160.00	330	Recommended based on comprehensive consultant study that analyzed all Utilities user fees	1.3%
Change Double Check Valve Device III-D-1. Installed by County Parallel 3/4"	\$930.00	\$1,510.00	580	Recommended based on comprehensive consultant study that analyzed all Utilities user fees	62.4%
Change Double Check Valve Device III-D-2. Installed by County Parallel 1"	\$930.00	\$1,510.00	580	Recommended based on comprehensive consultant study that analyzed all Utilities user fees	62.4%
Change Double Check Valve Device III-D-3. Installed by County Parallel 1-1/2"	\$1,805.00	\$1,560.00	(245)	Recommended based on comprehensive consultant study that analyzed all Utilities user fees	-13.6%
Change Double Check Valve Device III-D-4. Installed by County Parallel 2"	\$1,980.00	\$1,940.00	(80)	Recommended based on comprehensive consultant study that analyzed all Utilities user fees	-2.0%
Change Double check valves for unmetered fire lines required an additional 3/4" double check valve for leak check meter.	\$405.00	\$160.00	(4,900)	Recommended based on comprehensive consultant study that analyzed all Utilities user fees	-60.5%
Change III-E-1. Installed by County, 4"	\$1,500.00 - \$3,500.00	At Cost	0	Recommended based on comprehensive consultant study that analyzed all Utilities user fees	0.0%
Change III-E-1. Installed by County, 6"	\$2,500.00 - \$4,000.00	At Cost	0	Recommended based on comprehensive consultant study that analyzed all Utilities user fees	0.0%
Change III-E-3. Installed by County, 8"	\$2,500.00 - \$5,000.00	At Cost	0	Recommended based on comprehensive consultant study that analyzed all Utilities user fees	0.0%
Change III-F-1. Backflow Stands	\$33.00 Each	\$65.00 Each	928	Recommended based on comprehensive consultant study that analyzed all Utilities user fees	97.0%
Change III-G-1. Backflow Device Maintenance (Annual Fee) Residential (Residential > 4 Units), or Commercial/Small Fireline, <=2"	\$28.86	\$70.00	247,416	Recommended based on comprehensive consultant study that analyzed all Utilities user fees	142.6%
Change III-G-2. Backflow Device Maintenance (Annual Fee) Commercial/Multi-Family, DCVA/DCCDA, >= 4"	\$62.70	\$185.00	146,250	Recommended based on comprehensive consultant study that analyzed all Utilities user fees for cost of service, market rates	195.1%
Change III-G-3. Backflow Device Maintenance (Annual Fee) Commercial/Multi-Family, RP, >= 4"	\$103.26	\$190.00	8,515	Recommended based on comprehensive consultant study that analyzed all Utilities user fees for cost of service, market rates	84.0%
Change III-G-4. Backflow Device Maintenance (Annual Fee) Residential (Residential < 3 Units) and <= 1"	\$9.72	\$19.07	304,947	Recommended based on comprehensive consultant study that analyzed all Utilities user fees for cost of service, market rates	96.2%
Change IV-A. Turn on Fee (scheduled) future date	\$16.00	\$17.00	1	Recommended based on comprehensive consultant study that analyzed all Utilities user fees	6.3%
Change IV-B. Turn on Fee same date	\$32.00	\$42.00	10	Recommended based on comprehensive consultant study that analyzed all Utilities user fees	31.3%
Change IV-C. Pre-termination notice	\$18.00	\$7.00	(11)	Recommended based on comprehensive consultant study that analyzed all Utilities user fees	-61.1%
Change IV-D. Delinquent turn off	\$21.00	\$30.00	65,898	Recommended based on comprehensive consultant study that analyzed all Utilities user fees	42.9%
Change IV-E. Delinquent turn on future date (Reconnect)	\$19.00	\$24.00	1,555	Recommended based on comprehensive consultant study that analyzed all Utilities user fees	26.3%
Change IV-E. Delinquent turn on same date (After Hours)	\$32.00	\$42.00	65,131	Recommended based on comprehensive consultant study that analyzed all Utilities user fees	34.4%
Change IV-H. Special meter reading - water already on	\$16.00	\$18.00	40	Recommended based on comprehensive consultant study that analyzed all Utilities user fees	12.5%
Change IV-I. Check last reading fee (if routine or special meter reading was correct) or off-cycle reading for billing	\$19.00	\$18.00	(733)	Recommended based on comprehensive consultant study that analyzed all Utilities user fees	-5.3%
Change IV-J. Meter reset fee 3/4" to 2"	\$65.00	At Cost	0	Recommended based on comprehensive consultant study that analyzed all Utilities user fees	0.0%
Change IV-L. Meter test in shop (if meter is registered within accuracy range - 3/4" to 1")	\$100.00	\$155.00	1,100	Recommended based on comprehensive consultant study that analyzed all Utilities user fees	55.0%

User Fees Schedule Summary of Changes

Modification	FY22 Adopted	FY23 Adopted	Net Revenue Impact	Reason for Change or Addition	Change in Fee
Change IV-M. Meter test in shop (if meter is registered within accuracy range - 1-1/2" to 2")	\$100.00	\$155.00	1,100	Recommended based on comprehensive consultant study that analyzed all Utilities user fees	55.0%
Change IV-O. Hydrant meter deposit charge	At Cost	Tie to Deposit	0	Recommended based on comprehensive consultant study that analyzed all Utilities user fees	0.0%
Change V-B-1. Annual Charge 6" or less fire line	\$102.00	\$215.00	140,346	Recommended based on comprehensive consultant study that analyzed all Utilities user fees	110.8%
Change V-B-2. Annual Charge 8" fire line	\$174.00	\$450.00	105,432	Recommended based on comprehensive consultant study that analyzed all Utilities user fees	158.6%
Change V-B-3. Annual Charge 10" fire line	\$342.00	\$820.00	1,434	Recommended based on comprehensive consultant study that analyzed all Utilities user fees	139.8%
Change V-B-4. Annual Charge 12" fire line	\$390.00	\$1,320.00	1,860	Recommended based on comprehensive consultant study that analyzed all Utilities user fees	238.5%
Change V-C. Potable fire hydrant flow test	\$75.00	\$190.00	7,015	Recommended based on comprehensive consultant study that analyzed all Utilities user fees	153.3%
Change VI-A-2. Tap 2" Main Line - Iron/PVC Pipe Main 16" or less	\$1,300.00	\$1,800.00	500	Recommended based on comprehensive consultant study that analyzed all Utilities user fees	38.5%
Change VI-A-3. Tap 4" - Iron/PVC Pipe Main 16" or less	\$2,000.00	\$1,870.00	(2,600)	Recommended based on comprehensive consultant study that analyzed all Utilities user fees	-6.5%
Change VI-A-4. Tap 6" - Iron/PVC Pipe Main 24" or less	\$2,100.00	\$2,020.00	(240)	Recommended based on comprehensive consultant study that analyzed all Utilities user fees	-3.8%
Change VI-A-5. Tap 8" - Iron/PVC Pipe Main 24" or less	\$2,400.00	\$2,130.00	(540)	Recommended based on comprehensive consultant study that analyzed all Utilities user fees	-11.3%
Change VI-A-6. Tap 12" - Iron/PVC Pipe Main 24" or less	\$3,200.00	\$2,130.00	(2,140)	Recommended based on comprehensive consultant study that analyzed all Utilities user fees	-33.4%
Change XIV-B-1. Monthly Meter Wholesale Service Charges - Meter Size 3/4"	\$12.00	\$6.00	(72)	Recommended based on comprehensive consultant study that analyzed all Utilities user fees	-50.0%
Change XIV-B-2. Monthly Meter Wholesale Service Charges - Meter Size 1"	\$13.00	\$7.00	(72)	Recommended based on comprehensive consultant study that analyzed all Utilities user fees	-46.2%
Change XIV-B-3. Monthly Meter Wholesale Service Charges - Meter Size 1-1/2"	\$15.00	\$8.00	(72)	Recommended based on comprehensive consultant study that analyzed all Utilities user fees	-46.7%
Change XIV-B-4. Monthly Meter Wholesale Service Charges - Meter Size 2"	\$16.00	\$9.00	(72)	Recommended based on comprehensive consultant study that analyzed all Utilities user fees	-43.8%
Change XIV-B-5. Monthly Meter Wholesale Service Charges - Meter Size 4"	\$25.00	\$44.00	300	Recommended based on comprehensive consultant study that analyzed all Utilities user fees	76.0%
Change XIV-B-6. Monthly Meter Wholesale Service Charges - Meter Size 6"	\$38.00	\$82.00	2,496	Recommended based on comprehensive consultant study that analyzed all Utilities user fees	115.8%
Change XIV-B-7. Monthly Meter Wholesale Service Charges - Meter Size 8"	\$55.00	\$85.00	2,400	Recommended based on comprehensive consultant study that analyzed all Utilities user fees	54.5%
Change XIV-B-8. Monthly Meter Wholesale Service Charges - Meter Size 10"	\$72.00	\$90.00	3,024	Recommended based on comprehensive consultant study that analyzed all Utilities user fees	25.0%
Change XIV-B-9. Monthly Meter Wholesale Service Charges - Meter Size 12"	\$133.00	\$95.00	(1,008)	Recommended based on comprehensive consultant study that analyzed all Utilities user fees	-28.6%
Change XIV-B-10. Monthly Meter Wholesale Service Charges - Meter Size 16"	\$158.00	\$110.00	(396)	Recommended based on comprehensive consultant study that analyzed all Utilities user fees	-30.4%
Change XIV-B-11. Monthly Meter Wholesale Service Charges - Meter Size 20"	\$183.00	\$133.00	(396)	Recommended based on comprehensive consultant study that analyzed all Utilities user fees	-27.3%
Change XIV-B-12. Monthly Meter Wholesale Service Charges - Over 20", or other types	\$195.00	\$150.00	(240)	Recommended based on comprehensive consultant study that analyzed all Utilities user fees	-23.1%
Change XV-A. Contractual Customers Category A - Active Water Accounts	\$0.72 for each utility service	\$0.65 for each utility service	(79,909)	Recommended based on comprehensive consultant study that analyzed all Utilities user fees	-9.7%

User Fees Schedule Summary of Changes

Modification		FY22 Adopted	FY23 Adopted	Net Revenue Impact	Reason for Change or Addition	Change in Fee
	Change XV-B. Contractual Customers Category C - No Water Account (for first service)	\$1.16 for first service	\$0.65 for first service	(5,100)	Recommended based on comprehensive consultant study that analyzed all Utilities user fees	-44.0%
	Change XVI-A. to: Onsert fee - Includes the cost of PCU design, developing, and coordination required in getting the onsert to the mail house contractor for placement, testing, and distribution on the invoice.	\$0.05 per insert	\$0.07 per onsert, plus design cost	60,000	Recommended based on comprehensive consultant study that analyzed all Utilities user fees for cost of service, market rates, and comparison with peers.	40.0%
	Change XVI-B. to: Onsert fee - The requestor provides their own design and development of the onsert. PCU will perform the coordination required in getting the onsert to the mail house contractor for placement, testing, and distribution on the invoice.	\$0.04 per insert	At Cost	0	Recommended based on comprehensive consultant study that analyzed all Utilities user fees for cost of service, market rates, and comparison with peers.	60.0%
	Change XVI-D. Miscellaneous change order fee	\$2.37 per change order	\$4.25 per change order	940	Recommended based on comprehensive consultant study that analyzed all Utilities user fees	79.3%
Total Utilities Water System				\$ 1,916,935		
Utilities Sewer System						
	Change II-A-1. One Year Permit - Type I Industrial Wastewater Discharge Permit Fees	\$4,050.00	\$5,200.00	1,150	Recommended based on comprehensive consultant study that analyzed all Utilities user fees	28.4%
	Change II-A-2. Two Year Permit - Type I Industrial Wastewater Discharge Permit Fees	\$7,300.00	\$7,630.00	330	Recommended based on comprehensive consultant study that analyzed all Utilities user fees	4.5%
	Change II-A-3. Three Year Permit - Type I Industrial Wastewater Discharge Permit Fees	\$10,550.00	\$10,540.00	(10)	Recommended based on comprehensive consultant study that analyzed all Utilities user fees	-0.1%
	Change II-A-4. Four Year Permit - Type I Industrial Wastewater Discharge Permit Fees	\$13,800.00	\$13,210.00	(590)	Recommended based on comprehensive consultant study that analyzed all Utilities user fees	-4.3%
	Change II-A-5. Five Year Permit - Type I Industrial Wastewater Discharge Permit Fees	\$17,050.00	\$15,880.00	(1,170)	Recommended based on comprehensive consultant study that analyzed all Utilities user fees	-6.9%
	Change II-B-1. One Year Permit - Type II Industrial Wastewater Discharge Permit Fees	\$2,800.00	\$3,040.00	240	Recommended based on comprehensive consultant study that analyzed all Utilities user fees	8.6%
	Change II-B-2. Two Year Permit - Type II Industrial Wastewater Discharge Permit Fees	\$4,950.00	\$4,960.00	10	Recommended based on comprehensive consultant study that analyzed all Utilities user fees	0.2%
	Change II-B-3. Three Year Permit - Type II Industrial Wastewater Discharge Permit Fees	\$7,100.00	\$6,870.00	(230)	Recommended based on comprehensive consultant study that analyzed all Utilities user fees	-3.2%
	Change II-B-4. Four Year Permit - Type II Industrial Wastewater Discharge Permit Fees	\$9,250.00	\$8,790.00	(460)	Recommended based on comprehensive consultant study that analyzed all Utilities user fees	-5.0%
	Change II-5-5. Five Year Permit - Type II Industrial Wastewater Discharge Permit Fees	\$11,400.00	\$10,710.00	(690)	Recommended based on comprehensive consultant study that analyzed all Utilities user fees	-6.1%
	Change II-C-1. One Year Permit - Type III Industrial Wastewater Discharge Permit Fees Permit	\$800.00	\$1,310.00	510	Recommended based on comprehensive consultant study that analyzed all Utilities user fees	63.8%
	Change II-C-2. Two Year Permit - Type III Industrial Wastewater Discharge Permit Fees Permit	\$1,150.00	\$1,730.00	580	Recommended based on comprehensive consultant study that analyzed all Utilities user fees	50.4%
	Change II-C-3. Three Year Permit - Type III Industrial Wastewater Discharge Permit Fees Permit	\$1,500.00	\$2,160.00	660	Recommended based on comprehensive consultant study that analyzed all Utilities user fees	44.0%
	Change II-C-4. Four Year Permit - Type III Industrial Wastewater Discharge Permit Fees Permit	\$1,850.00	\$2,580.00	730	Recommended based on comprehensive consultant study that analyzed all Utilities user fees	39.5%
	Change II-C-5. Five Year Permit - Type III Industrial Wastewater Discharge Permit Fees Permit	\$2,200.00	\$3,010.00	0	Recommended based on comprehensive consultant study that analyzed all Utilities user fees	36.8%

User Fees Schedule Summary of Changes

Modification		FY22 Adopted	FY23 Adopted	Net Revenue Impact	Reason for Change or Addition	Change in Fee
	Methodology Change II-D. High Strength Wastewater Surcharge: Note: Predetermined measures used in calculations: Biochemical Oxygen Demand (BOD) Discharge Local Limit is 450 mg/L Total Suspended Solids (TSS) Discharge Local Limit is 650 mg/L Equivalent Residential Unit (ERU) Flow is currently 5,000 gallons per month Load ERU is the greater of the Customer BOD or TSS divided by its respective Local Limit Sewer Base Rate Charge per month adopted by resolution	Sewer Base Rate Charge multiplied by the total of the Load ERU minus one and multiplied by the Flow ERU	Methodology Change (See following section)	0	Recommended based on comprehensive consultant study that analyzed all Utilities user fees for cost of service, market rates, and comparison with peers.	
	add new: II-D-1.BOD (\$/lb)		\$0.8605	0	Recommended based on comprehensive consultant study that analyzed all Utilities user fees	
	add new: II-D-2. TSS (\$/lb)		\$0.6013	0	Recommended based on comprehensive consultant study that analyzed all Utilities user fees	
	Change IV-A. Per 1,000 gallons of transported grease liquid wastes received at the FOG Facility. The cost/1,000 gal. charge will be prorated for fractional loads.	\$120.00	No set by PCU	0	Recommended based on comprehensive consultant study that analyzed all Utilities user fees for cost of service, market rates, and comparison with peers.	
	Change IV-B. Per 1,000 gallons of transported septic tank and portable chemical toilet wastes received at the South Cross Bayou WRF. Only accepting Septage permitted haulers; will not accept dual permitted haulers. The \$35/1000 gallon charge will be based on total, full permitted capacity of their tank, regardless of delivered volume.	\$35.00	\$40.00	0	Recommended based on comprehensive consultant study that analyzed all Utilities user fees for cost of service, market rates, and comparison with peers.	
	Change V-A. Grease Waste Hauler Application and Permitting Base Fee	\$250.00	\$225.00	(250)	Recommended based on comprehensive consultant study that analyzed all Utilities user fees	-10.0%
	Change V-B. Permit fee for a food service facility with a grease trap	\$25.00	\$23.00	(2)	Recommended based on comprehensive consultant study that analyzed all Utilities user fees	-8.0%
	Change VI-A. Permit fee for a food service facility with grease interceptor	\$140.00	\$270.00	300	Recommended based on comprehensive consultant study that analyzed all Utilities user fees	214.3%
	Change VI-B. Permit fee for a food service facility with a grease trap (eliminate fee)	\$115.00	\$0.00	(115)	Recommended based on comprehensive consultant study that analyzed all Utilities user fees	-100.0%
	Change VI-C. Food service facility pumping variance fee	\$200.00	\$390.00	190	Recommended based on comprehensive consultant study that analyzed all Utilities user fees	95.0%
	Change VI-D. Food service facility re-inspection fee	\$50.00	\$120.00	700	Recommended based on comprehensive consultant study that analyzed all Utilities user fees	140.0%
Total Utilities Sewer System				\$ 1,883		
Reclaimed Water System						
	Change Reclaimed I-A-1. Service connection - unmetered service 1"	\$790.00	\$670.00	(14,040)	Recommended based on comprehensive consultant study that analyzed all Utilities user fees	-45.6%
	Change Reclaimed I-A-2. Service connection - unmetered service 1 1/2"	\$1,060.00	\$1,060.00	(340)	Recommended based on comprehensive consultant study that analyzed all Utilities user fees	-32.1%
	Change Reclaimed I-A-3. Service connection - unmetered service 2"	\$1,060.00	\$1,090.00	(310)	Recommended based on comprehensive consultant study that analyzed all Utilities user fees	-29.3%
	Change Reclaimed I-B-1. Service connection - metered service 3/4"	\$840.00	\$850.00	(80)	Recommended based on comprehensive consultant study that analyzed all Utilities user fees	-9.5%
	Change Reclaimed I-B-2. Service connection - metered service 1"	\$1,010.00	\$900.00	(210)	Recommended based on comprehensive consultant study that analyzed all Utilities user fees	-20.8%

User Fees Schedule Summary of Changes

Modification	FY22 Adopted	FY23 Adopted	Net Revenue Impact	Reason for Change or Addition	Change in Fee
Change Reclaimed I-B-3. Service connection - metered service 1 1/2"	\$1,400.00	\$1,210.00	(300)	Recommended based on comprehensive consultant study that analyzed all Utilities user fees	-21.4%
Change Reclaimed I-B-4. Service connection - metered service 2"	\$1,480.00	\$1,240.00	(340)	Recommended based on comprehensive consultant study that analyzed all Utilities user fees	-23.0%
II-A- 1. Meter & Meter Box 5/8" x 3/4" (Excludes Service Line Connection)	\$660.00	\$590.00	0	Recommended based on comprehensive consultant study that analyzed all Utilities user fees	-10.6%
II-A-2. Meter & Meter Box 1" (Excludes Service Connection)	\$700.00	\$630.00	0	Recommended based on comprehensive consultant study that analyzed all Utilities user fees	-10.0%
II-A-3. Meter & Meter Box 1-1/2" (Excludes Service Connection)	\$1,050.00	\$900.00	0	Recommended based on comprehensive consultant study that analyzed all Utilities user fees	-14.3%
II-A-4. Meter & Meter Box 2" (Excludes Service Connection)	\$1,300.00	\$990.00	0	Recommended based on comprehensive consultant study that analyzed all Utilities user fees	-23.8%
II-A- 5. Meter & Meter Box 2-2" Parallel (Excludes Service Connection)	\$2,600.00	\$1,770.00	0	Recommended based on comprehensive consultant study that analyzed all Utilities user fees	-31.9%
II-A-6. Meter 4" and larger (Excludes Service Connection)	At Cost	At Cost	0	Recommended based on comprehensive consultant study that analyzed all Utilities user fees	
<i>Existing Residential Active Reclaimed users as of 10/1/22. greater than 1 inch meters only - actively paying a usage charge - (does not apply to Availability fee)</i>					
Change Reclaimed II-A-1. Reuse service turn on fee (scheduled) future date	\$16.00	\$17.00	10,513	Recommended based on comprehensive consultant study that analyzed all Utilities user fees	6.3%
Change Reclaimed II-A-2. Reuse service turn on fee (same day)	\$32.00	\$42.00	15,910	Recommended based on comprehensive consultant study that analyzed all Utilities user fees	31.3%
Change Reclaimed II-A-3. Pre-termination notice fee	\$18.00	\$7.00	(289,179)	Recommended based on comprehensive consultant study that analyzed all Utilities user fees	-61.1%
Change Reclaimed II-A-4. Delinquent turn-off fee	\$21.00	\$18.00	(3)	Recommended based on comprehensive consultant study that analyzed all Utilities user fees	-14.3%
Change Reclaimed II-A-5. Delinquent turn-on fee	\$19.00	\$18.00	(1)	Recommended based on comprehensive consultant study that analyzed all Utilities user fees	-5.3%
Change Reclaimed II-A-7. Special meter reading fee - reclaimed water already on	\$16.00	\$19.00	3	Recommended based on comprehensive consultant study that analyzed all Utilities user fees	18.8%
Change Reclaimed II-A-8. Check last reading (if routine or special meter reading was correct) or off cycle reading for billing	\$19.00	\$18.00	(1)	Recommended based on comprehensive consultant study that analyzed all Utilities user fees	-5.3%
Delete Fee - Reclaimed II-A-11.			0	Meter test in shop fees were deleted in FY21	0.0%
Delete Fee - Reclaimed II-A-11-a.			0	Fee was deleted in FY21	0.0%
Delete Fee - Reclaimed II-A-11-b.			0	Fee was deleted in FY21	0.0%
Change Reclaimed II-A-12. number to II-A-11.	At Cost	At Cost	0	due to previous deletion of two fees above in the numerical sequence	0.0%
Change Reclaimed II-A-13. number to II-A-12.	At Cost	At Cost	0	due to previous deletion of two fees above in the numerical sequence	0.0%
Total Reclaimed Water System			\$ (262,758)		
New Utilities User Fees					
Electronic Meter Data Logging: Single-Family		\$155.00	0	Recommended based on comprehensive consultant study that analyzed all Utilities user fees	
Service/Trip/Truck Charge		\$43.00	0		

User Fees Schedule Summary of Changes

Modification		FY22 Adopted	FY23 Adopted	Net Revenue Impact	Reason for Change or Addition	Change in Fee
	Pre-termination notice delivery (Trip Fee)		\$65.00	0		
	Electronic Meter Data Logging: Multi-Unit		\$460.00	0		
	Engineering Plan Review		\$330.00	0		
	Removal of Meter and Water Service Connection		\$350.00	0		
	Notice of Lien Process		\$23.00	0		
	Release of Lien Process		\$11.00	0		
	Title Disclosure		\$6.00	0		
	Lien Payoff Process		\$9.00	0		
	Private Sewer System Permit Fee (Annual per System) (Billed Bi-Monthly)		\$300.00	0		
	Private Sewer System: Non-Residential Single Lateral Connection Annual Permit Fee (Includes Inspection)		\$30.00	0		
New Utilities User Fees				\$ -		
TOTAL				\$ 8,478,070.31		
INCREASED REVENUES - EXISTING FEES				\$ 8,067,191.31		
INCREASED REVENUES - NEW FEES				\$ 410,879		



GLOSSARY

ACCELA CIVIC PLATFORM - The Accela Civic Platform enables the County to develop, maintain, and regulate a comprehensive, manageable, and sustainable land use plan, which serves to protect and enhance economic growth, land development, transportation impacts, property values, life safety, construction, and ordinance enforcement. This tool allows the County to better serve its customers and the public by creating a central data repository that functions as an enterprise-wide source of land management information. This central database allows the County's customers to access parcel specific information and obtain a wide range of project/permit/case history.

AD VALOREM TAX - A tax levied in proportion to the value of the property against which it is levied.

ADOPTED BUDGET - The financial plan for the fiscal year beginning October 1, required by law to be approved by the Board of County Commissioners (BCC) at the second of two public hearings.

ANNUAL MARKET SURVEY or **MARKET SURVEY** - Each year the Unified Personnel System (UPS), utilizes a rigorous method for collecting, analyzing, and reporting labor market data to ensure that the County's pay administration practices and salaries are reflective of changes occurring in the labor market. The annual market survey report draws upon a comprehensive array of data collected from numerous reputable salary data sources and wage growth indices representing both private and public sector industries. The UPS uses this data to examine trends affecting salary increase budgets, pay structure adjustments, wage growth, and variations in the cost of labor, and to formulate recommendations for the County's compensation and pay range adjustments for the next fiscal year.

APPROPRIATION - The legal authorization granted by a legislative body to make expenditures and to incur obligations for specific purposes. An appropriation is usually limited in the amount and as to the time when it may be expended. It is the act of appropriation that funds the budget.

ASSESSED VALUE - A valuation set upon real estate or other property by a government as basis for levying taxes. Taxable value is then calculated based on the assessed value. The assessed value is set by the County Property Appraiser, an independent elected official. *See also Taxable Value.*

BOARD OF COUNTY COMMISSIONERS (BCC) - The seven-member legislative and governing body for Pinellas County.

BOND - Written evidence of the issuer's obligation to repay a specified principal amount on a certain date (maturity date), together with interest at a stated rate, or according to a formula for determining that rate.

BUDGET - A financial plan containing an estimate of proposed revenues and expenditures for a given period (typically a fiscal year).

BUDGET AMENDMENT - A change to the adopted budget that does not increase or decrease the total amount of appropriations in a fund. The change must be approved by the BCC, although authority for some changes (e.g., within a department) has been delegated to the County Administrator. *See also Budget Supplement.*

BUDGET CALENDAR - Schedule of key dates in adopting and executing the annual County budget.

BUDGET HEARINGS - Public hearings conducted by the BCC to consider and adopt the County budget as required by Florida Statutes.

BUDGET SUPPLEMENT - A change to the adopted budget that increases the total amount of appropriations in a fund. The change must be approved by the BCC, generally in a resolution. *See also Budget Amendment.*

CAPITAL BUDGET - The financial plan of capital project expenditures for the fiscal year beginning October 1. It incorporates anticipated revenues and appropriations included in the first year of the six year Capital Improvements Program (CIP), and any anticipated unspent appropriation balances from the previous fiscal year. The Capital Budget is adopted by the Board of County Commissioners as a part of the annual County Budget.

CAPITAL IMPROVEMENT PROGRAM (CIP) - A proposed plan, covering each year of a fixed period of years, for financing long-term work projects that lead to the physical development of the county.

CAPITAL OUTLAY or CAPITAL EQUIPMENT - Items such as office furniture, fleet equipment, data processing equipment, and other operating equipment with a unit cost greater than a prescribed amount. The capital outlay threshold is defined as \$1,000 by the State of Florida.

CAPITAL PROJECT - An improvement or acquisition of major facilities, roads, bridges, buildings, or land with a useful life of at least five years and a projected cost of \$50,000 or more.

CHARGE FOR SERVICES - Charges for a specific governmental service which cover all or part of the cost of providing that service to the user (e.g., building permits, animal licenses, park fees).

CONSTITUTIONAL OFFICERS - Persons elected to administer a specific function of county government and are directly accountable to the public for its proper operation. Constitutional Officers include the Clerk of the Circuit Court, the Property Appraiser, the Sheriff, the Supervisor of Elections, and the Tax Collector.

CONTINGENCY - Sometimes referred to as "Rainy Day Funds," these Reserves are set aside for emergency or unanticipated events during the fiscal year. *See also Reserves.*

COST CENTER - A budgeting entity which encompasses object level accounts (appropriations) that are used to monitor organization or program level expenditures.

DEBT SERVICE - The dollars required to repay funds borrowed by means of an issuance of bonds or a bank loan. The components of the debt service payment typically include an amount to retire a portion of the principal amount borrowed (i.e., amortization), as well as interest on the remaining outstanding unpaid principal balance.

DEBT SERVICE FUND - An account into which the issuer makes periodic deposits to assure the timely availability of sufficient monies for the payment of debt service requirements (i.e., principal and interest). The revenues to be deposited into the debt service fund and payments there from are determined by terms of the bond covenants.

DEPARTMENT - Organizational unit that is responsible for carrying out specific governmental functions or services, such as Emergency Management.

DEPENDENT SPECIAL DISTRICT - A special district, whose governing body or whose budget is established by the governing body of the county or municipality to which it is dependent.

DESIGNATED FUNDS - Funds that are set apart for a specific purpose to fund ongoing or one-time expenditures. Examples are bond proceeds, reserves for fund balance, reserve for contingencies ("Rainy Day Fund") and "pay-as-you-go" reserves for future facility renewal & replacement found mostly in the Enterprise Funds.

ELECTED OFFICIALS - Elected Officials include the BCC, the Judiciary, the State Attorney, the Public Defender, and five constitutional officers: the Pinellas County Clerk of the Circuit Court, the Property Appraiser, the Sheriff, the Supervisor of Elections, and the Tax Collector.

ENTERPRISE ASSET MANAGEMENT GEOGRAPHIC INFORMATION SYSTEM (GIS) - Geographical technology that manages, analyzes, layers, and disseminates information about facilities, equipment, and natural resources as part of the many data sets needed to support and integrate County resources and operations.

ENTERPRISE FUND - A fund used to account for operations that are financed and operated in a manner similar to private business enterprises, where the intent of the governing body is that the costs (expenses, including depreciation) of providing goods or services to the general public on a continuing basis be financed or recovered primarily through user charges.

EXPENDITURE - The use of funds financial resources for the cost of goods received or services rendered.

FIRE PROTECTION DISTRICT - A designated area in the county where ad valorem revenues are collected from property owners and distributed to local cities and other agencies to finance fire suppression services to the area.

FISCAL YEAR - A twelve-month period of time to which the annual budget applies. At the end of this time, a governmental unit determines its financial position and the results of its operations. The Pinellas County fiscal year begins on October 1

and ends on September 30 of the subsequent calendar year. Fiscal Years are generally referred to by the year in which they end; therefore, FY19 is the year ending September 30, 2019.

FULL-TIME EQUIVALENT (FTE) - Full-time equivalent positions listed in the budget documents equal the number of full-time positions (see following definition) plus the number of employees on part-time or seasonal schedules converted to a full-time basis. For example, if the standard work week is 40 hours, a position authorized for 20 hours a week would equal 0.5 FTE.

FULL-TIME POSITION - An authorization to employ a staff member for an entire year. In most cases, this consists of 40 hours per week for 52 weeks, or 2,080 hours per year.

FUND - An accounting entity with a complete set of self-balancing accounts established to account for finances of a specific function or activity. The resources and uses are segregated from other resources and uses for the purpose of carrying on specific activities or attaining specific objectives in accordance with special regulations, restrictions, or limitations.

FUND BALANCE - Within a fund, the resources on hand at the beginning of the fiscal year, plus revenues received during the year, less expenses, equals ending fund balance. The **Ending Fund Balance** of one fiscal year becomes the **Beginning Fund Balance** in the next fiscal year.

FUNDING SOURCES - The type or origination of funds to finance ongoing or one-time expenditures. Examples are ad valorem taxes, user fees, licenses, permits, and grants.

GENERAL FUND - This fund accounts for all financial transactions except those required to be accounted for in other funds. The fund's resources, ad valorem taxes, and other revenues provide services or benefits to all residents of Pinellas County. Revenues and expenditures for the Countywide Municipal Services Taxing Unit (MSTU) are also included in the General Fund.

GOALS - Broad statements that communicate the long-term operational aspirations an organization hopes to achieve. The Pinellas County Strategic Plan has five goals.

GOVERNMENT ACCOUNTING STANDARDS BOARD (GASB) - An independent, private-sector, not-for-profit organization that establishes and improves standards of state and local governmental accounting and financial reporting. The federal government does not fund GASB, and its standards are not federal laws or rules. The GASB does not have enforcement authority to require governments to comply with its standards. However, Section 218.39(2) Florida Statutes requires the County to submit audited financial statements following rules established by the Florida State Auditor General. The Auditor General's rules include generally accepted accounting principles (GAAP) compliance, and designate GASB standards as GAAP.

GASB 34 - A Statement issued by the GASB in 1999. A significant provision of this standard includes the preparation of government-wide financial statements that summarize the information of the government as a whole using the accrual basis of accounting (in addition to the continuing requirements for fund financial statements using the modified accrual basis of accounting). The County has selected the "modified approach" for the accounting of these assets. Under the "modified approach," the County records infrastructure assets at estimated original cost, but does not record depreciation against these assets. Instead of recording depreciation, the County is committed to incur the maintenance expenses necessary to preserve its infrastructure assets at specified levels of condition. Infrastructure assets such as streets, bridges, and sidewalks are also to be included in the government-wide financial statements. There are also expanded disclosure requirements.

GASB 45 - A Statement issued by the GASB in 2004. This standard addresses accounting and financial reporting for post-employment benefits other than pensions.

GASB 54 - A Statement issued by the GASB in 2009. This standard redefined how Reserves (Fund Balances) are to be reported and changed the definition of Special Revenue funds and other fund types.

GOVERNMENTAL FUNDS - Funds generally used to account for "governmental" activities that are not fully supported by charges for the services received. Pinellas' governmental funds include the General Fund, Special Revenue funds, Debt Service funds, and Capital Projects funds.

GRANTS & AIDS - Contributions of assets (usually cash) for a specified purpose from one governmental unit or other organization to another.

HOMESTEAD EXEMPTION - Floridians are currently eligible for up to two constitutional benefits of \$25,000 to reduce the assessed value of their permanent residence. *See also Assessed Value.*

IMPACT FEES - Charges assessed by local governments against new development, generally at the building permit stage. Impact fees are a means for local governments to cover the cost of providing capital facilities to serve new developments. These fees are usually based on a formula (an amount per square foot of new construction), a land use criteria (different fees for single-family and commercial office construction), or a use-based criteria (water meter size). Impact fees are meant to assist in the construction or expansion of infrastructure to keep pace with new growth. Impact fees do not provide funds for public facility operating costs. Pinellas county adopted a countywide multimodal impact fee. This impact fee applies to all development activity that generates additional traffic and which require a certificate of occupancy, land use permit, or occupational license.

INDEPENDENT AGENCIES - A variety of agencies, councils, and other organizational entities responsible for administering public policy functions independently of the Constitutional Officers and County Administrator. These entities are subject to BCC appropriation but operate under the purview of a legislative/policy making body other than the BCC.

INFRASTRUCTURE - Infrastructure is a permanent installation such as a building, road, or water transmission system that provides public services.

INTERFUND TRANSFERS - *See Transfers.*

INTERGOVERNMENTAL REVENUE - Revenue collected by one government and distributed (usually through some predetermined formula) to another government.

INTERNAL SERVICE FUND - A fund established to finance and account for services and commodities furnished by one department to other departments on a cost reimbursement basis.

LEVY - To impose taxes, special assessments, or service charges for the support of County activities.

LINE ITEM - A specific sub-category of expenditure which is identified within an object category of a cost center for the purpose of providing additional detailed justification (e.g., Fuel).

MANDATE - A requirement imposed by a legal act of the federal, state, or local government.

MILLAGE RATE - A rate applied to a property's taxable value to determine property tax due. As used with ad valorem (property) taxes, the rate expresses the dollars of tax per one thousand dollars of taxable value (i.e., a 5-mill tax on \$1,000 equals \$5.00).

MISSION - A concise statement of an organization's fundamental purpose that communicates the reason the organization exist - what it does, why it does it, and for whom.

MUNICIPAL SERVICES TAXING UNIT (MSTU) - A special district authorized by the State Constitution Article VII and Florida Statutes 125.01. The MSTU is the legal and financial mechanism for providing specific services and/or improvements to a defined geographical area. An MSTU may levy ad valorem taxes without a referendum. An MSTU may also use assessments, service charges, or other revenue to provide its sources of income. In Pinellas County, the MSTU includes all the unincorporated areas of the County. *See also Unincorporated Area.*

OBJECT or **OBJECT CATEGORY** - An expenditure classification, such as Personal Services, defined by the State Uniform Chart of Accounts for accounting and budgeting purposes. The Object Category is the level of budgetary control for the Pinellas County Operating Budget. Within certain defined limits, departments have the flexibility to expend dollars within a cost center's object category total without amending their budget.

OPERATING BUDGET - The operating budget includes appropriations for recurring and certain one-time expenditures that will be consumed in a fixed period of time to provide for day-to-day operations (e.g., salaries and related benefits, operating supplies, contractual services, and equipment).

OPERATING EXPENSES - Services provided to the County by private firms or other County departments (e.g., utilities, maintenance, legal services). Also includes purchase of materials and supplies (other than Capital Outlay).

PENNY FOR PINELLAS - The one cent Local Option Sales Surtax for infrastructure was originally approved for a ten-year period by the voters of Pinellas County in 1989. The Penny has been extended for three additional ten-year periods, through 2030, by a 1997 referendum, a 2007 referendum and a 2017 referendum.

PERFORMANCE MEASURES - Data about an organization's efficiency and effectiveness in delivering a program or service. The major performance measure types are input, output, process, and outcome (or results) measures.

PERMANENT POSITIONS - Full-time staff positions listed in the budget. Permanent positions do not include part-time or seasonal positions. Partially funded full-time positions are included.

PERSONAL SERVICES - Expenses for salaries, wages, and related employee benefits provided for all persons, whether full-time, part-time, temporary, or seasonal.

PROGRAM - A budgeting entity which encompasses appropriations and expenditures associated with a defined set of services and results or outcomes that are strategically aligned and meaningful to policymakers and the public.

PROPERTY TAX - See **Ad Valorem Tax**.

PROPRIETARY FUND - Funds that are used to account for "business-like" activities that are supported by charges for the services received. Pinellas has two types of proprietary funds: Enterprise funds and Internal Service funds.

PRO-RATE - A budgetary convention (used in Community Development and Fire Administration) that allows for centralized departmental services to be budgeted in one cost center, with the actual costs being allocated to the specific users of the service in other cost centers. This is accomplished by appropriating a negative amount for the total central departmental service. An allocation of the central service's total appropriation is then budgeted in each of the user cost centers, thereby reflecting the total cost to that particular function.

PURPOSE – See **Mission**.

RESERVES - Included in this category are funds required to meet both anticipated and unanticipated needs; the balance of anticipated earmarked revenues not required for operation in the budget year; those required to be set aside by bond covenants; and accumulated funds set aside to finance capital construction on a pay-as-you-go basis. See *also Contingency*.

REVENUE - The amount estimated to be received from taxes, fees, permits, or other sources during a fiscal year.

REVISED BUDGET - The current year adopted budget adjusted to reflect all budget amendments and supplements approved by the BCC.

ROLLED-BACK RATE - As specified by the Truth in Millage (TRIM) Law, the "rolled-back rate" is that millage rate which, when applied to the total amount of taxable value of property (excluding new construction), would produce the same amount of tax dollars as the previous year.

SCHOOL DISTRICT - The Pinellas County School District is an independent taxing authority which encompasses the same geographic area as Pinellas County. The District is governed by an independently elected School Board.

SPECIAL ASSESSMENT FUND - A fund used to account for the financing of public improvements or services deemed to benefit the properties against which special assessments are levied.

SPECIAL REVENUE FUND - A fund used to account for the proceeds of specific revenue sources (other than expendable trusts or major capital projects) that are legally restricted to expenditures for specified purposes.

STATUTE - A written law enacted by a duly organized and constituted legislative body.

STRATEGIES - Brief descriptions of the direction in which the organization is headed. Strategies support each of the goals in the Pinellas County Strategic Plan and help indicate what County success looks like.

SUPPLEMENTAL APPROPRIATION - See **Budget Supplement**.

SUPPORT FUNDING - Support funding is provided by the BCC for those activities for which costs do not apply solely to any specific department's function but are either applicable to the operation of County government as a whole or are provided for the public good.

SOUTHWEST FLORIDA WATER MANAGEMENT DISTRICT (SWFMD or Swiftmud) - An independent taxing authority that encompasses the geographic area of Pinellas and other regional counties.

TAX INCREMENT FINANCING (TIF) - A geographically targeted economic development tool which captures the increase in property taxes, and sometimes other taxes, resulting from new development, and diverts that revenue to subsidize redevelopment, infrastructure, or other community-improvement projects.

TAXES - Compulsory charges levied by a government for the purpose of financing services performed for the common benefit.

TAXABLE VALUE - The assessed value of property minus any authorized exemptions (e.g. agricultural, homestead exemption). This value is used to determine the amount of property (ad valorem) tax to be levied. See *also* **Assessed Value**.

TRANSFERS - Because of legal or other restrictions, monies collected in one fund may need to be expended in other funds. This is accomplished through Transfer-In (a source of funds) for the recipient fund and an equal Transfer-Out (a use of funds) for the donor fund. When this movement occurs between different funds, it is known as an **Interfund Transfer**.

TRUTH IN MILLAGE LAW (TRIM) - A 1980 Florida Law which provides specific requirements for local government budget and millage rate approval, including dates, times, and content of public hearings. The law was intended to keep the public informed about the taxing intentions of the various local taxing authorities.

UNIFIED PERSONNEL SYSTEM (UPS) - A program of public personnel administration for its members. The UPS was established in 1975 by a special legislative act to provide equal employment opportunities, efficiency, and economy in County employment practices. The UPS is composed of 11 different members or Appointing Authorities, including most of the Pinellas constitutional officers except for the Sheriff's Office, which maintains its own independent personnel system.

UNINCORPORATED AREA – The portion of the county that is not within the boundaries of any municipality. See *also* **Municipal Services Taxing Unit**.

VALUES - Core principles that guide an organization in delivering on its mission and moving toward its Vision. Values define what the organization believes in and how members of an organization are expected to behave.

VISION - A concise statement of the aspirational future state of an organization.

WORK PLAN - A set of non-capital projects or initiatives, each with a defined objective and end date. Work plans may include policy and planning initiatives, process improvement projects, and other key department or agency commitments.

Pinellas County - Inset Location & Map

