






Coastal Storm Area

-  VE Velocity Zone
-  Cat 1 Storm Surge (CHHA)
-  Cat 1 > 20% Parcel



MAP NOT TO SCALE

Source: 28 July 2016 Sea, Lake and Overland Surges from hurricanes (SLOSH) model from NOAA.