

⚠ The EHBs organization affiliation process is changing in January of 2024 for Applicants and Grantees. Moving forward, Primary Authorizing Officials will review and approve all requests to affiliate to an organization. The Primary Authorizing Official will also complete an annual review of users affiliated to their organization. More information will be provided before the new organization affiliation process goes live.

| | |
|---|---|
| SF-PPR | |
| DEPARTMENT OF HEALTH AND HUMAN SERVICES Health Resources and Services Administration PERFORMANCE PROGRESS REPORT - SF-PPR | NCC Progress Report Tracking (#) : 00220147 |

| | | | |
|---|---|--|------------|
| Grantee Organization Information | | | |
| Federal Agency and Organization Element to Which Report is Submitted | Health Resources and Services Administration (HRSA) | Federal Grant or Other Identifying Number Assigned by Federal Agency | H80CS00024 |
| UEI | R37RMC63XKG1 | Employer Identification Number (EIN) | 596000800 |
| Recipient Organization (Name and complete address including zip code) | PINELLAS, COUNTY OF, 400 S. Fort Harrison Avenue OMB 3rd Floor, CLEARWATER Florida 33756 - 5338 | Recipient Identifying Number or Account Number | 220147 |
| Project / Grant Period | Start Date : 11/01/2001 End Date : 02/28/2026 | Reporting Period End Date | 03/01/2025 |
| Report Frequency | <input checked="" type="checkbox"/> annual <input type="checkbox"/> semi-annual <input type="checkbox"/> quarterly <input type="checkbox"/> other | | |

| | | | |
|--|---|---|----------------|
| Certification: I certify to the best of my knowledge and belief that this report is correct and complete for performance of activities for the purposes set forth in the award documents. | | | |
| Typed or Printed Name and Title of Authorized Certifying Official | MaryEllen Dennis , Authorizing Official | Telephone (area code, number and extension) | (727) 464-4206 |
| Email Address | mdennis@pinellas.gov | Date Report Submitted (Month, Day, Year) | |

| SF-PPR-2 (Cover Page Continuation) | |
|---|---|
| DEPARTMENT OF HEALTH AND HUMAN SERVICES Health Resources and Services Administration PERFORMANCE PROGRESS REPORT - SF-PPR-2 (Cover Page Continuation) | NCC Progress Report Tracking (#) : 00220147 |

| Supplemental Continuation of SF-PPR Cover Page | | | |
|--|---|----------------------------|--------------|
| Department Name | Human Services | Division Name | |
| Name of Federal Agency | Health Resources and Service Administration | Funding Opportunity Number | 5-H80-24-003 |
| Funding Opportunity Title | Health Center Program | | |

Lobbying Activities

Have you paid any funds for any lobbying activities related to this grant application (progress report)? Reminder, no Federal appropriated funds may be used for lobbying.

Yes
 No

▼ OMB SF-LLL Disclosure of Lobbying Activities Form

No documents attached

| Areas Affected by Project (Cities, County, State, etc.) | |
|---|------------------|
| Area Type | Affected Area(s) |
| FL-13 | Other |
| FL-13 | Other |

| Point of Contact (POC) Information | | | |
|------------------------------------|------------------|----------------|--------------------------|
| Title of Position | Name | Phone | Email |
| Point of Contact | Elisa DeGregorio | (727) 464-8434 | edegregorio@pinellas.gov |

| Health Center Program | |
|--|---|
| DEPARTMENT OF HEALTH AND HUMAN SERVICES Health Resources and Services Administration PERFORMANCE PROGRESS REPORT - Health Center Program | NCC Progress Report Tracking (#) : 00220147 |

| Section A - Budget Summary | | | |
|------------------------------------|-----------------------|-----------------------|-----------------------|
| Grant Program Function or Activity | New or Revised Budget | | |
| | Federal | Non Federal | Total |
| Health Care for the Homeless | \$1,926,977.00 | \$3,904,671.00 | \$5,831,648.00 |
| Total : | \$1,926,977.00 | \$3,904,671.00 | \$5,831,648.00 |

| Section B - Budget Categories | | | |
|-------------------------------|------------------------------------|-----------------------|-----------------------|
| Object Class Categories | Grant Program Function or Activity | | Total |
| | Federal | Non-Federal | |
| Personnel | \$0.00 | \$18,450.00 | \$18,450.00 |
| Fringe Benefits | \$0.00 | \$3,690.00 | \$3,690.00 |
| Travel | \$5,955.00 | \$0.00 | \$5,955.00 |
| Equipment | \$0.00 | \$0.00 | \$0.00 |
| Supplies | \$2,950.00 | \$0.00 | \$2,950.00 |
| Contractual | \$1,911,458.00 | \$3,882,531.00 | \$5,793,989.00 |
| Construction | \$0.00 | \$0.00 | \$0.00 |
| Other | \$6,614.00 | \$0.00 | \$6,614.00 |
| Total Direct Charges | \$1,926,977.00 | \$3,904,671.00 | \$5,831,648.00 |
| Indirect Charges | \$0.00 | \$0.00 | \$0.00 |
| Total | \$1,926,977.00 | \$3,904,671.00 | \$5,831,648.00 |

| Program Income | |
|------------------------------------|---------------|
| Grant Program Function or Activity | Total |
| Health Care for the Homeless | \$0.00 |
| Total : | \$0.00 |

| Section C - Non Federal Resources | | | | | |
|------------------------------------|---------------|---------------------|-----------------------|-----------------|-----------------------|
| Grant Program Function or Activity | Applicant | State | Local | Other | Total |
| Health Care for the Homeless | \$0.00 | \$570,000.00 | \$3,333,721.00 | \$950.00 | \$3,904,671.00 |
| Total : | \$0.00 | \$570,000.00 | \$3,333,721.00 | \$950.00 | \$3,904,671.00 |

| Health Care for the Homeless | |
|---|---|
| DEPARTMENT OF HEALTH AND HUMAN SERVICES Health Resources and Services Administration PERFORMANCE PROGRESS REPORT - Health Care for the Homeless | NCC Progress Report Tracking (#) : 00220147 |

| Section A - Budget Summary | | | |
|------------------------------------|-----------------------|-----------------------|-----------------------|
| Grant Program Function or Activity | New or Revised Budget | | |
| | Federal | Non Federal | Total |
| Health Care for the Homeless | \$1,926,977.00 | \$3,904,671.00 | \$5,831,648.00 |
| Total : | \$1,926,977.00 | \$3,904,671.00 | \$5,831,648.00 |

| Program Income | |
|------------------------------------|---------------|
| Grant Program Function or Activity | Total |
| Health Care for the Homeless | \$0.00 |
| Total : | \$0.00 |

| Section C - Non Federal Resources | | | | | |
|------------------------------------|---------------|---------------------|-----------------------|-----------------|-----------------------|
| Grant Program Function or Activity | Applicant | State | Local | Other | Total |
| Health Care for the Homeless | \$0.00 | \$570,000.00 | \$3,333,721.00 | \$950.00 | \$3,904,671.00 |
| Total : | \$0.00 | \$570,000.00 | \$3,333,721.00 | \$950.00 | \$3,904,671.00 |

Program Specific Form(s) - Review

00220147: PINELLAS, COUNTY OF

Due Date: 10/06/2023 (Due In: 0 Days)

Announcement Number: 5-H80-24-003
Grant Number: H80CS00024

Announcement Name: Health Center Program
Target Population: Health Care for the Homeless

Progress Report Type: Noncompeting Continuation
Current Project Period: 3/1/2023 - 2/28/2026

Resources [🔗](#)

Form 1C - Documents On File

As of 10/06/2023 07:59:45 AM
OMB Number: 0915-0285 OMB Expiration Date: 3/31/2024

| Management and Finance | Date of Last Review/Revision (MM/DD/YYYY) | Not Applicable (N/A) |
|--|---|----------------------|
| Personnel policies, including selection and dismissal procedures, salary and benefit scales, employee grievance procedures, and equal opportunity practices. | 08/03/2023 | |
| Procurement procedures. | 09/01/2021 | |
| Standards of Conduct/Conflict of Interest policies/procedures. | 08/30/2017 | |
| Financial Management/Accounting and Internal Control policies and/or procedures to ensure awarded Health Center Program federal funds are not expended for restricted activities. | 07/12/2022 | |
| Financial Management/Accounting and Internal Control policies/procedures related to restrictions on the use of federal funds for the purchase of sterile needles or syringes for the hypodermic injection of any illegal drug. ¹ (Only applicable if your organization provides syringe exchange services or is otherwise engaged in syringe service programs; otherwise, indicate as N/A.) | | [X] |
| Financial Management/Accounting and Internal Control policies/procedures related to restrictions on the use of federal funds to provide abortion services, except in cases of rape or incest or where there is a threat to the life of the mother. ² (Only applicable if your organization provides abortion services; otherwise, indicate as N/A.) | | [X] |
| Billing and Collections policies/procedures, including those regarding waivers or fee reductions and refusal to pay. | 04/13/2021 | |
| Services | Date of Last Review/Revision (MM/DD/YYYY) | Not Applicable (N/A) |
| Credentialing/Privileging operating procedures. | 04/08/2022 | |
| Coverage for Medical Emergencies During and After Hours operating procedures. | 03/03/2021 | |
| Continuity of Care/Hospital Admitting operating procedures. | 07/09/2019 | |
| Sliding Fee Discount Program policies, operating procedures, and sliding fee schedule. | 02/14/2023 | |
| Quality Improvement/Assurance Program policies and operating procedures that address clinical services and management, patient safety, and confidentiality of patient records. | 03/03/2021 | |
| Governance | Date of Last Review/Revision (MM/DD/YYYY) | Not Applicable (N/A) |
| Governing Board Bylaws. | 03/09/2021 | |
| Co-Applicant Agreement (Only applicable to public entity health centers; otherwise, indicate as N/A.) | 03/09/2021 | [_] |
| Evidence of Nonprofit or Public Center Status | 01/01/1950 | |

Form 3 - Income Analysis

As of 10/06/2023 07:59:45 AM
OMB Number: 0915-0285 OMB Expiration Date: 3/31/2024

| Payer Category | Patients By Primary Medical Insurance (a) | Billable Visits (b) | Income Per Visit (c) | Projected Income (d) | Prior FY Income |
|---|---|---------------------|----------------------|----------------------|-----------------|
| Part 1: Patient Service Revenue - Program Income | | | | | |
| 1. Medicaid | 92 | 92 | \$125.00 | \$950.00 | \$1,281.00 |
| 2. Medicare | 0 | 0 | \$0.00 | \$0.00 | \$0.00 |
| 3. Other Public | 0 | 0 | \$0.00 | \$0.00 | \$0.00 |
| 4. Private | 0 | 0 | \$0.00 | \$0.00 | \$0.00 |

| Payer Category | Patients By Primary Medical Insurance (a) | Billable Visits (b) | Income Per Visit (c) | Projected Income (d) | Prior FY Income |
|---|---|---------------------|----------------------|----------------------|-----------------|
| 5. Self Pay | 0 | 0 | \$0.00 | \$0.00 | \$0.00 |
| 6. Total (Lines 1 to 5) | 92 | 92 | N/A | \$950.00 | \$1,281.00 |
| Part 2: Other Income - Other Federal, State, Local and Other Income | | | | | |
| 7. Other Federal | N/A | N/A | N/A | \$0.00 | \$0.00 |
| 8. State Government | N/A | N/A | N/A | \$570,000.00 | \$538,137.00 |
| 9. Local Government | N/A | N/A | N/A | \$3,333,721.00 | \$2,026,049.00 |
| 10. Private Grants/Contracts | N/A | N/A | N/A | \$0.00 | \$109,160.00 |
| 11. Contributions | N/A | N/A | N/A | \$0.00 | \$0.00 |
| 12. Other | N/A | N/A | N/A | \$0.00 | \$0.00 |
| 13. Applicant (Retained Earnings) | N/A | N/A | N/A | \$0.00 | \$0.00 |
| 14. Total Other (Lines 7 to 13) | N/A | N/A | N/A | \$3,903,721.00 | \$2,673,346.00 |
| Total Non-Federal (Non-Health Center Program) Income (Program Income Plus Other) | | | | | |
| 15. Total Non-Federal (Lines 6+14) | N/A | N/A | N/A | \$3,904,671.00 | \$2,674,627.00 |

Comments/Explanatory Notes (if applicable)

Pinellas County is only able to collect income from clients who have not subscribed to Managed Care/HMO to provide their Medicaid Services. The County is attempting to contract with the various State Medicaid Managed Care/HMOs, but the volume doesn't warrant the administrative burden incurred for collections received.

As of 10/06/2023 07:59:45 AM
 OMB Number: 0915-0285 OMB Expiration Date: 3/31/2024

Form 5A - Required Services

| Service Type | Column I - Direct (Health Center Pays) | Column II - Formal Written Contract/Agreement (Health Center Pays) | Column III - Formal Written Referral Arrangement (Health Center DOES NOT Pay) |
|---|--|--|---|
| General Primary Medical Care | [_] | [X] | [_] |
| Diagnostic Laboratory | [_] | [X] | [_] |
| Diagnostic Radiology | [_] | [X] | [_] |
| Screenings | [_] | [X] | [_] |
| Coverage for Emergencies During and After Hours | [_] | [X] | [_] |
| Voluntary Family Planning | [_] | [_] | [X] |
| Immunizations | [_] | [X] | [_] |
| Well Child Services | [_] | [_] | [X] |
| Gynecological Care | [_] | [X] | [X] |
| Obstetrical Care | | | |
| Prenatal Care | [_] | [_] | [X] |
| Intrapartum Care (Labor & Delivery) | [_] | [_] | [X] |
| Postpartum Care | [_] | [_] | [X] |
| Preventive Dental | [_] | [X] | [_] |
| Pharmaceutical Services | [_] | [X] | [_] |
| HCH Required Substance Use Disorder Services | [_] | [X] | [_] |
| Case Management | [_] | [X] | [_] |
| Eligibility Assistance | [X] | [X] | [_] |
| Health Education | [_] | [X] | [_] |
| Outreach | [X] | [X] | [_] |
| Transportation | [_] | [X] | [_] |
| Translation | [_] | [X] | [_] |

As of 10/06/2023 07:59:45 AM
 OMB Number: 0915-0285 OMB Expiration Date: 3/31/2024

Form 5A - Additional Services

| Service Type | Column I - Direct (Health Center Pays) | Column II - Formal Written Contract/Agreement (Health Center Pays) | Column III - Formal Written Referral Arrangement (Health Center DOES NOT Pay) |
|---|---|--|---|
| Additional Dental Services | [] | [X] | [] |
| Behavioral Health Services | | | |
| Mental Health Services | [] | [X] | [] |
| Substance Use Disorder Services | [] | [] | [] |
| Optometry | [] | [] | [] |
| Recuperative Care Program Services | [] | [] | [] |
| Environmental Health Services | [] | [] | [] |
| Occupational Therapy | [] | [X] | [] |
| Physical Therapy | [] | [X] | [] |
| Speech-Language Pathology/Therapy | [] | [] | [] |
| Nutrition | [] | [] | [X] |
| Complementary and Alternative Medicine | [] | [] | [] |
| Additional Enabling/Supportive Services | [] | [] | [] |

As of 10/06/2023 07:59:45 AM
OMB Number: 0915-0285 OMB Expiration Date: 3/31/2024

Form 5A - Specialty Services

| Service Type | Column I - Direct (Health Center Pays) | Column II - Formal Written Contract/Agreement (Health Center Pays) | Column III - Formal Written Referral Arrangement (Health Center DOES NOT Pay) |
|-------------------------------|---|--|---|
| Podiatry | [] | [X] | [] |
| Psychiatry | [] | [X] | [] |
| Endocrinology | [] | [] | [] |
| Ophthalmology | [] | [] | [] |
| Cardiology | [] | [] | [] |
| Pulmonology | [] | [] | [] |
| Dermatology | [] | [] | [] |
| Infectious Disease | [] | [] | [] |
| Gastroenterology | [] | [] | [] |
| Advanced Diagnostic Radiology | [] | [] | [] |

As of 10/06/2023 07:59:45 AM
OMB Number: 0915-0285 OMB Expiration Date: 3/31/2024

Form 5B - Service Sites

| MOBILE MEDICAL UNIT (BPS-H80-000672) | | Action Status: Picked from Scope | |
|---|--|-----------------------------------|--|
| Site Name | MOBILE MEDICAL UNIT | Physical Site Address | 647 1st Ave N, Saint Petersburg, FL 33701-3601 |
| Site Type | Service Delivery Site | Site Phone Number | (727) 582-7781 |
| Web URL | www.pinellascounty.org | | |
| Location Type | Mobile Van | Site Setting | All Other Clinic Types |
| Date Site was Added to Scope | 12/7/1987 | Site Operational By | 12/7/1987 |
| FQHC Site Medicare Billing Number Status | Health center does not/will not bill under the FQHC Medicare system at this site | FQHC Site Medicare Billing Number | |
| FQHC Site National Provider Identification (NPI) Number | | Total Hours of Operation | 27 |

| | | | |
|--|--|--|---|
| Months of Operation | May, June, July, August, January, February, March, April, September, October, December, November | | |
| Number of Contract Service Delivery Locations | 0 | Number of Intermittent Sites | 0 |
| Site Operated by | Health Center/Applicant | | |
| Organization Information | | | |
| No Organization Added | | | |
| Service Area Zip Codes | 33760, 33764, 33705, 33781, 33707, 33711, 33770, 33771, 33712, 33765, 33713, 34689, 33702, 33709, 33755, 33701, 33756, 33714, 33772 | | |
| Pinellas County BCC Admin Office (BPS-H80-014512) | | | Action Status: Picked from Scope |
| Site Name | Pinellas County BCC Admin Office | Physical Site Address | 440 Court Street, 2nd Floor, Clearwater, FL 33756 |
| Site Type | Administrative | Site Phone Number | (727) 464-8416 |
| Web URL | | | |
| Location Type | Permanent | Site Setting | |
| Date Site was Added to Scope | 1/6/2015 | Site Operational By | |
| FQHC Site Medicare Billing Number Status | | FQHC Site Medicare Billing Number | |
| FQHC Site National Provider Identification (NPI) Number | | Total Hours of Operation | 0 |
| Months of Operation | May, June, July, August, January, February, March, April, November, September, October, December | | |
| Number of Contract Service Delivery Locations | 0 | Number of Intermittent Sites | 0 |
| Site Operated by | Health Center/Applicant | | |
| Organization Information | | | |
| No Organization Added | | | |
| Service Area Zip Codes | | | |
| Bayside Health Clinic (BPS-H80-018057) | | | Action Status: Picked from Scope |
| Site Name | Bayside Health Clinic | Physical Site Address | 14808 49th St N, Clearwater, FL 33762-2835 |
| Site Type | Service Delivery Site | Site Phone Number | (727) 453-7866 |
| Web URL | | | |
| Location Type | Permanent | Site Setting | All Other Clinic Types |
| Date Site was Added to Scope | 6/3/2016 | Site Operational By | 6/3/2016 |
| FQHC Site Medicare Billing Number Status | | FQHC Site Medicare Billing Number | |
| FQHC Site National Provider Identification (NPI) Number | | Total Hours of Operation | 60 |
| Months of Operation | May, June, July, August, January, February, March, April, September, October, December, November | | |
| Number of Contract Service Delivery Locations | 0 | Number of Intermittent Sites | 0 |
| Site Operated by | Health Center/Applicant | | |
| Organization Information | | | |
| No Organization Added | | | |
| Service Area Zip Codes | 34689, 33770, 33764, 33707, 33705, 33755, 33756, 33771, 33772, 33760, 33765, 33762, 33711, 33714, 33701, 33713, 33702, 33709, 33712, 33781 | | |
| DOH Mid County Health Center (BPS-H80-037285) | | | Action Status: Picked from Scope |
| Site Name | DOH Mid County Health Center | Physical Site Address | 8751 ULMERTON RD, LARGO, FL 33771-3832 |
| Site Type | Service Delivery Site | Site Phone Number | (727) 453-7866 |

| | | | |
|---|--|------------------------------|------------------------|
| Web URL | | | |
| Location Type | Permanent | Site Setting | All Other Clinic Types |
| Date Site was Added to Scope | 5/15/2023 | Site Operational By | 7/12/2023 |
| FQHC Site Medicare Billing Number Status | FQHC Site Medicare Billing Number | | |
| FQHC Site National Provider Identification (NPI) Number | Total Hours of Operation | | 61 |
| Months of Operation | May, June, July, August, January, February, March, April, September, October, December, November | | |
| Number of Contract Service Delivery Locations | 0 | Number of Intermittent Sites | 0 |
| Site Operated by | Contractor | | |
| Organization Information | | | |
| Organization Name | Address (Physical) | Address (Mailing) | EIN |
| Florida Department of Health | 8751 ULMERTON RD LARGO, FL 33771-3832 | | 99-9999999 |
| Comments | | | |
| Service Area Zip Codes | 34689, 33770, 33772, 33762, 33771 | | |

Form 5C - Other Activities/Locations

As of 10/06/2023 07:59:45 AM
OMB Number: 0915-0285 OMB Expiration Date: 3/31/2024

| | |
|---|---|
| Activity/Location Information | |
| Type of Activity | Portable Clinical Care |
| Frequency of Activity | The Street Medicine team works five days a week - Monday through Friday, during normal business hours of 8am - 5pm. |
| Description of Activity | The Street Medicine Program/Team is providing outreach, engagement, and limited primary care services to individuals experiencing homelessness living on the street and in encampments in Pinellas County. The Street Medicine team consists of an ARNP, RN, Analyst/Outreach Coordinator, and a Case Manager from a Mental Health Treatment provider. Together, they are building relationships among those individuals they encounter, offer to look at/triage medical concerns and can begin connecting them to resources available. |
| Type of Location(s) where Activity is Conducted | The Street Medicine Program/Team utilize a Sprinter Van to traverse the County and specifically are working in City/County parks, known encampments and with community agencies in which the larger Mobile Medical Unit is unable to go. This may include soup kitchens, drop-in centers, etc. |

As of 10/06/2023 07:59:45 AM
OMB Number: 0915-0285 OMB Expiration Date: 3/31/2024

Program Narrative Update - Organizational Capacity

| | |
|--|--|
| Organizational Capacity | |
| Discuss major changes since the last budget period in the organization's capacity that have impacted or may impact the progress of the funded project, including changes in: | |
| Staffing, including key management vacancies | Since our Service Area Competition submission in September 2022, the health center has had two significant key management changes. The Health Center Project Director (CEO) changed from Dr. Joshua Barnett to Dr. MaryEllen Dennis. Dr. Dennis has an extensive background working in health care administration in both the public and private sector. At the December 2022 HCH Co-Applicant Board meeting, the Board reviewed Dr. Dennis's resume and experience and unanimously accepted the County's recommendation to appoint her to the Project Director role. A prior approval was submitted and approved in January 2023. The Chief Medical Officer, Dr. Chitra Ravindra, retired in November 2022 and was replaced by Dr. Patrick Agdamag. Unfortunately, Dr. Agdamag left the position in July 2023 and the search for a new CMO continues. The CMO is a position contracted through the Florida Department of Health in Pinellas County to serve the Health Care for the Homeless Program. |
| Operations, including changes in policies and procedures | There have been no significant changes to policy and procedures in the last 12 months. The health center has made progress towards increasing its unduplicated patient count post-Covid by implementing Street Medicine and taking health care to unhoused homeless in Pinellas County. The health center also established telehealth access points for homeless, who don't own personal technology to conduct virtual visits with their health care provider. Operations have been impacted by 1) construction/temporary relocation of services; 2) Hurricane Idalia; and 3) |

| | |
|--|--|
| | MMU mechanical failures. The health center closed the Bayside Health Clinic in July for 3 days to move to its temporary site during the construction period and 3 days due to Hurricane Idalia. In CY23, the MMU experienced mechanical breakdowns resulting in 40 days out of service. Through 8/31/23, the health center has seen a 5% increase in qualified medical visits and 9% increase in unduplicated primary care patients. |
| Financial status, including the most current audit findings | The health center has no financial concerns or audit findings. The health center is closely monitoring the construction/capital projects for the Bayside Health Clinic including the inflationary costs of construction impacting the budget. There are no significant budget changes for the 2023-2024 or 2024-2025 budget period. |

Program Narrative Update - Patient Capacity and Supplemental Awards

▼ Patient Capacity

Referencing the % Change 2020-2022 Trend, % Change 2021-2022 Trend, and % Progress Toward Goal columns:

Discuss negative trends in patient capacity, including factors that adversely affect patient trends, and plans for reaching the projected number of patients.

Notes:

- If you have experienced a negative trend in Patient Capacity, the system WILL require you to provide comments in the Patient Capacity Narrative column.
- 2020–2022 Patient Number data are pre-populated from Table 3a in the UDS Report.
- The Projected Number of Patients values are pre-populated from the Patient Target noted in the Patient Target Management Module (PTM) in HRSA EHBs. If you have questions related to your Patient Target, contact the [Patient Target Response Team](#). To formally request a change in your Patient Target, you *must* submit a request via the PTM in HRSA EHBs.

Period of Performance: 11/1/2001 - 2/28/2026

| | 2020 Patient Number ⓘ | 2021 Patient Number ⓘ | 2022 Patient Number ⓘ | % Change 2020-2022 Trend ⓘ | % Change 2021-2022 Trend ⓘ | % Progress Toward Goal ⓘ | Projected Number of Patients | Patient Capacity Narrative |
|------------------------------------|-----------------------|-----------------------|-----------------------|----------------------------|----------------------------|--------------------------|------------------------------|----------------------------|
| Total Unduplicated Patients | 1924 | 1816 | 1967 | 2.23% | 8.31% | 69.48% | 2831 | |

Notes:

- If you have experienced a negative trend in Patient Capacity, the system WILL require you to provide comments in the Patient Capacity Narrative column.
- 2020–2022 Patient Number data are pre-populated from Table 4 in the UDS Report.
- The Projected Number of Patients values are pre-populated from the PTM using patient projections in the Service Area Competition (SAC) that initiated your current period of performance plus the patient projections from selected supplemental funding awarded after the start of the current period of performance.
- The Projected Number of Patients values cannot be edited during the BPR submission. If these values are not accurate, provide an explanation in the Patient Capacity Narrative section.











Period of Performance: 11/1/2001 - 2/28/2026

| | 2020 Patient Number ⓘ | 2021 Patient Number ⓘ | 2022 Patient Number ⓘ | % Change 2020-2022 Trend ⓘ | % Change 2021-2022 Trend ⓘ | % Progress Toward Goal ⓘ | Projected Number of Patients | Patient Capacity Narrative |
|---|-----------------------|-----------------------|-----------------------|--------------------------------|--------------------------------|--------------------------|--|--|
| Total Migratory and Seasonal Agricultural Workers Patients | 5 | 4 | 3 | ▼ Negative Trend -40.00% | ▼ Negative Trend -25.00% | Data not available | 0 (This number has been calculated by adding the following patient projections: FY 2023 SAC = 0) | The health center does not target or anticipate serving migratory and seasonal agricultural workers, therefore the negative number is a reflection of the handful of patients seen year over year. |
| Total People Experiencing Homelessness Patients | 1903 | 1798 | 1942 | 2.05% | 8.01% | 69.31% | 2802 (This number has been calculated by adding the following patient projections: FY 2023 SAC = 2802) | n/a |
| Total Public Housing Resident Patients | 0 | 0 | 0 | Data not available | Data not available | Data not available | 0 (This number has been calculated by adding the following patient projections: FY 2023 SAC = 0) | n/a |

Notes:

- If you have experienced a negative trend in Patient Capacity, the system WILL require you to provide comments in the Patient Capacity Narrative column.
- 2020-2022 Patient Number data are pre-populated from Table 5 in the UDS Report.
- The Projected Number of Patients values are pre-populated from the PTM using patient projections in the SAC that initiated your current period of performance plus the patient projections from selected supplemental funding awarded after the start of the current period of performance.
- The Projected Number of Patients values cannot be edited during the BPR submission. If these values are not accurate, provide an explanation in the Patient Capacity Narrative section.

Period of Performance: 11/1/2001 - 2/28/2026

| | 2020 Patient Number  | 2021 Patient Number  | 2022 Patient Number  | % Change 2020-2022 Trend  | % Change 2021-2022 Trend  | % Progress Toward Goal  | Projected Number of Patients | Patient Capacity Narrative |
|---|---|---|---|---|---|--|---|--|
| Total Medical Services Patients | 1924 | 1816 | 1967 | 2.23% | 8.31% | 69.48% | 2831 (This number has been calculated by adding the following patient projections: FY 2023 SAC = 2831) | The health center is on pace to increase the # of unique patients seen over 2022. |
| Total Dental Services Patients | 717 | 695 | 814 | 13.53% | 17.12% | 99.27% | 820 (This number has been calculated by adding the following patient projections: FY 2023 SAC = 820) | The health center remains on track towards the patient target for 2023. |
| Total Mental Health Services Patients | 463 | 451 | 500 | 7.99% | 10.86% | 105.26% | 475 (This number has been calculated by adding the following patient projections: FY 2023 SAC = 475) | The health center remains on track towards the patient target for 2023. |
| Total Substance Use Disorder Services Patients | 156 | 146 | 123 |  Negative Trend -21.15% |  Negative Trend -15.75% | 78.34% | 157 (This number has been calculated by adding the following patient projections: FY 2023 SAC = 0 FY 2023 SAC = 157) | The health center has seen a decrease in patients over the past three years and is closely monitoring the number of individuals served. The health center meets with our substance use provider quarterly to discuss current trends, challenges and barriers to treatment. |
| Total Vision Services Patients | 42 | 22 | 25 |  Negative Trend -40.48% | 13.64% | 65.79% | 38 (This number has been calculated by adding the following patient projections: FY 2023 SAC = 38) | Vision services represents a small # of patients and the negative trend is the result of a small numerator year over year. |
| Total Enabling Services Patients | 192 | 377 | 296 | 54.17% |  Negative Trend -21.49% | 104.23% | 284 (This number has been calculated by adding the following patient projections: FY 2023 SAC = 284) | Staffing challenges in the workforce for case management level positions has resulted in a decrease of services from the prior year but is still within the target range for 2024. |

| Healthcare for the Homeless Program | | |
|---|--|------------------------|
| Support Year 24 (March 1, 2024 - February 28, 2025) | | |
| | BPR Support Year 2024 (March 1, 2024 - February 28, 2025) | Non-Federal |
| REVENUE | | |
| BPR FUNDING REQUEST | \$ 1,966,977.00 | |
| APPLICANT ORGANIZATION | | |
| STATE FUNDS | | \$ 570,000.00 |
| LOCAL FUNDS | | \$ 3,333,721.00 |
| OTHER SUPPORT | | |
| PROGRAM INCOME (fees, third-party reimbursements, and payments generated from the projected delivery of services) | | \$ 950.00 |
| TOTAL REVENUE | \$ 1,966,977.00 | \$ 3,904,671.00 |
| EXPENSES | | |
| PERSONNEL | | |
| Project Director/Health Care Administrator (CEO) 0.20 FTE \$92,248 annual salary M. Dennis | | \$ 18,450.00 |
| TOTAL PERSONNEL | \$ - | \$ 18,450.00 |
| FRINGE | | |
| Health Care Administrator (20% FTE - Non-Federal) | | \$ 3,690.00 |
| TOTAL PERSONNEL | \$ - | \$ 3,690.00 |
| TRAVEL | | |
| Health Care for the Homeless National Conference 2 FTEs @ \$2,000 per person - 3 nights (May 2024) | \$ 4,000.00 | |
| Florida Association of Community Health Centers Conference 2 FTEs @ \$750 per person - 2 nights (July 2024) | \$ 1,500.00 | |
| Local Travel (695 miles/yr @ .655/mile) | \$ 455.00 | |
| TOTAL TRAVEL | \$ 5,955.00 | \$ - |
| EQUIPMENT | | |
| TOTAL EQUIPMENT | \$ - | \$ - |
| SUPPLIES | | |
| Program Outreach Brochures/Displays (as needed) (Options include: Yard signs 4 @ \$200; Postcards 500 @ \$300; Brochures 500 @ \$750; One page color flyers 250 @ \$50; Pop-Up Free-Standing Movable Banners 1 @ \$600; Banners 3'x5' approx 1 @ \$250) | \$ 1,500.00 | |
| Telehealth Supplies (as needed) (Gooseneck Stands @ \$109.99 ; Table/Desk mounts @ 74.99 each. Wall mounts @ \$49.99 each. Protective cases @ \$33.49 each) | \$ 1,450.00 | |
| | | |

| Healthcare for the Homeless Program | | |
|---|--|--------------------|
| Support Year 24 (March 1, 2024 - February 28, 2025) | | |
| | | |
| | BPR Support Year 2024 (March 1, 2024 - February 28, 2025) | Non-Federal |
| TOTAL SUPPLIES | \$ 2,950.00 | \$ - |
| CONTRACTUAL | | |
| FLORIDA DEPARTMENT OF HEALTH | | |
| DOH Key Management Staff | | |
| Medical Director Vacant .50 FTE x (\$207,923 salary + \$65,856 fringe) | \$ - | \$ 273,779.00 |
| Program Manager Vacant 1.0 FTE x (\$70,000 salary + \$35,523 fringe) | \$ - | \$ 105,523.00 |
| DOH Quality Improvement Staff | | |
| QI Coordinator R. O'Brien .70 FTE x (\$87,641.58 salary + \$43,679 fringe) | \$ - | \$ 131,321.00 |
| Computer Program Analyst D. Druyor 0.50 FTE x (\$43,070.04 salary + \$29,000 fringe) | \$ - | \$ 72,070.00 |
| DOH Clinical Care Staff | | |
| APRN (OPS) L. Bosch 0.1 FTE x \$10,400 salary + 3,000 fringe) | \$ - | 13,400.00 |
| ARNP L. Fitzgerald 1.0 FTE x (\$108,442.88 salary + \$41,502 fringe) | \$ 149,945.00 | |
| ARNP C. Odonohoe 1.0 FTE x (\$109,207.54 salary + \$41,668.00 fringe) | \$ 150,876.00 | |
| ARNP L. Thykeo-Hicks 0.90 FTE x (\$103,524.72 salary + \$22,052.00 fringe) | | \$ 125,577.00 |
| Registered Nurse A. Bennett 1.0 FTE x (\$67,200 salary + \$974.40 fringe) | | \$ 68,174.00 |
| Registered Nurse M. Harp 1.0 FTE x (\$67,200 salary + \$974.40 fringe) | \$ - | \$ 68,174.00 |
| Nurse Care Coordinator C.Adams 1.0 FTE x (\$74,800 salary + \$23,553 fringe) | | \$ 98,353.00 |
| Nurse Senior LPN L. Fieldhouse 1.0 FTE x (\$47,000 salary + \$29,641 fringe) | \$ 76,641.00 | |
| Nurse Senior LPN O. Hernandez 1.0 FTE x (\$48,067.17 salary + \$29,843 fringe) | \$ 77,910.00 | |
| Medical Assistant C. Smith 1.0 FTE x (\$39,639.60 salary + \$28,300 fringe) | \$ 67,940.00 | |
| Medical Assistant Gomez 1.0 FTE x (\$39,639.60 salary + \$8,444 fringe) | | \$ 48,084.00 |
| DOH Patient Support Staff | | |
| Human Services Analyst A. Hossley 1.0 FTE x (\$39,312 salary + \$17,535 fringe) | \$ 56,847.00 | |
| HS Analyst Wittstruck 1.0 FTE x (\$39,312 salary + \$28,167 fringe) | \$ 67,479.00 | |
| Family Support Worker E. Grace 1.0 FTE x (\$36,036 salary + \$14,912 fringe) | \$ 50,948.00 | \$ - |
| Clinic Supervisor Vacant 1.0 FTE x (\$46,920 salary + \$16,440 fringe) | | \$ 63,360.00 |
| Senior Clerk A. Brooks 1.0 FTE x (\$36,036 salary + \$27,532 fringe) | | \$ 63,559.00 |
| Eligibility Assistance Worker T. Glaze 1.0 FTE x (\$38,220 salary + \$27,977 fringe) | | \$ 66,197.00 |
| Care Coordinator C. Ufondu 1.0 FTE x (\$48,368.84 salary + \$30,159 fringe) | | \$ 78,528.00 |
| DOH TRAVEL | | |
| Local Travel Approx 142 miles/month @ .445 cost per mile x 12 months | | \$ 2,160.00 |

| Healthcare for the Homeless Program | | |
|---|--|------------------------|
| Support Year 24 (March 1, 2024 - February 28, 2025) | | |
| | BPR Support Year 2024 (March 1, 2024 - February 28, 2025) | Non-Federal |
| DOH SUPPLIES | | |
| Medical Supplies Avg. \$2,975/mo Avg. 283 undup clients/mo; 670 encounters/mo | \$ 24,112.00 | \$ 11,588.00 |
| Office Supplies Two HC Sites: (@\$346/mo x 12 mos 2 sites) | \$ 4,150.00 | |
| DOH DENTAL STAFF | | |
| Dentist Dr. Gatons 1.0 FTE x (\$149,053 salary + \$51,606 fringe) | \$ 200,659.00 | |
| Dental Assistant R. Pupo Hidalgo 1.0 FTE x (\$36,036 salary + \$16,880 fringe) | \$ - | \$ 52,916.00 |
| Dental Assistant S. Peterson 1.0 FTE x (\$36,036 salary + \$16,881 fringe) | \$ - | \$ 52,917.00 |
| Hygienist A. Islami 1.0 FTE x (\$69,113.46 salary + \$34,578 fringe) | \$ - | \$ 103,691.00 |
| DOH DENTAL | | |
| Dentures Labs/Supplies | | \$ 44,000.00 |
| DOH SUBCONTRACTS | | |
| Lab Services Quest Laboratories (Avg of \$1,916/mo x 12 mo Avg 670 encounters/mo) | \$ 30,250.00 | |
| Mental Health Services Directions for Living Integrated Behavioral Health Services + Encounter Based Services | \$ 167,000.00 | \$ 285,000.00 |
| HIV Prevention/Prep Metro Wellness | \$ 162,412.00 | |
| Specialty Care Services Network of Contracted Providers for Required and Additional Services within the Health Center's Approved Scope of Project (Radiology; Podiatry; Psychiatry; Other...) | | \$ 675,000.00 |
| DOH OTHER | | |
| Cell Phone (\$132/month approx x 12 months x 1.0 FTE) | \$ 1,600.00 | \$ 720.00 |
| Data Circuit (monthly @ \$1,527.12 x 12 mo) | | \$ 18,325.00 |
| Provider Training Basic Life Support Training CPR @ \$58 pp/8 FTE | \$ 464.00 | |
| Transportation Assistance Vouchers/taxi services (150/mo approx. \$1,800) | | \$ 1,800.00 |
| Administrative Service Fee 10% (personnel only) | | \$ 109,865.00 |
| SUB-TOTAL DOH CONTRACT | \$ 1,289,233.00 | \$ 2,634,081.00 |
| OPERATION PAR (SUBSTANCE USE PROVIDER) | | LIP |
| PAR Supervisory & Clinical Staff Contract Physician M. Sheehan \$199,300 max federal limit for Exec Comp II x 3.01% FTE | \$ 6,000.00 | |

| Healthcare for the Homeless Program | | |
|---|--|----------------------|
| Support Year 24 (March 1, 2024 - February 28, 2025) | | |
| | BPR Support Year 2024 (March 1, 2024 - February 28, 2025) | Non-Federal |
| Dir. Outpatient Services B. Maze 0.40 FTE \$60,008 annual salary | \$ 15,002.00 | \$ 9,001.00 |
| Clinical Supervisor A. Pinkham 0.30 FTE \$57,000 annual salary | \$ 8,550.00 | \$ 8,550.00 |
| Team Coordinator T. Rine 0.5 FTE \$40,560 salary | \$ - | \$ 20,280.00 |
| Case Manager L. Matthews 1.0 FTE \$40,782 salary | \$ 40,782.00 | |
| Counselor Vacant 1.0 FTE \$55,000 salary | \$ 55,000.00 | |
| Case Manager M. Williams 1.0 FTE \$40,564 salary | \$ 40,564.00 | |
| Counselor L. Guerriero 1.0 FTE \$55,000 salary | \$ - | \$ 55,000.00 |
| Counselor/Case Manager A. Arnette 1.0 FTE \$46,459 salary | \$ 46,459.00 | |
| Evaluator/Research Assistant E. Mulgrew 0.20 FTE \$50,003 annual salary | \$ 5,000.00 | \$ 5,000.00 |
| Fringe @ 25% of salaries (\$217,357) (\$97,831) | \$ 54,339.00 | \$ 24,458.00 |
| PAR Medication Assisted Treatment | | |
| Methadone \$17/dose - 8901 doses (approx. 24 clients/mo) | \$ 151,322.00 | |
| Buprenorphine \$21/dose - 952 doses (approx. 3 clients/mo) | \$ 20,000.00 | |
| Vivাত্রol Screening \$150, Assessment \$540, Shot \$1,441.84 (approx. 2 clients/mo) | \$ 40,000.00 | |
| PAR TRAVEL | | |
| Local Travel .585 mile/@ 214 mi/mo | \$ 1,500.00 | \$ - |
| PAR SUPPLIES | | |
| Office Supplies \$125/mo x 12 months | \$ 900.00 | \$ 600.00 |
| PAR OTHER | | |
| Professional Liability Insurance 1.2% of staff salaries | \$ 2,608.00 | \$ 1,174.00 |
| Computer Maintenance \$61/mo x 12 mos x 6 FTE | \$ 2,604.00 | \$ 1,764.00 |
| Cell Phone \$51/month x 12 mos x 6 FTE | \$ 2,448.00 | \$ 1,224.00 |
| Transportation Assistance Vouchers/Bus Passes (100/mo) | \$ 1,200.00 | \$ - |
| Occupancy \$1,167/mo x 12 mos | \$ 12,000.00 | \$ 2,000.00 |
| Residential Services (491 bed days @ \$250/day) | | \$ 122,804.00 |
| PAR INDIRECT COST RATE (14.06%) (expenses less meds and resid) | \$ 41,472.00 | \$ 18,145.00 |
| SUB-TOTAL OPERATION PAR CONTRACT | \$ 547,750.00 | \$ 270,000.00 |
| PSP CONTRACT | | |

| Healthcare for the Homeless Program | | |
|--|--|------------------------|
| Support Year 24 (March 1, 2024 - February 28, 2025) | | |
| | BPR Support Year 2024 (March 1, 2024 - February 28, 2025) | Non-Federal |
| O&E Certified Assister E. Richards 1.0 FTE estimated 35 hrs/wk x Billable Rate \$40.92/hr | \$ 74,475.00 | |
| <u>SUBTOTAL RANDSTAD CONTRACT</u> | \$ 74,475.00 | |
| <u>CITIZENS RX - PHARMACY CONTRACT</u> | | |
| Health Care for the Homeless (primary care) (Average invoice approximately \$80k/month) | | \$ 960,000.00 |
| <u>SUBTOTAL CITIZENS RX CONTRACT</u> | | \$ 960,000.00 |
| TOTAL CONTRACTUAL | \$ 1,911,458.00 | \$ 3,882,531.00 |
| OTHER | | |
| UDS Training, FL Assoc of Comm Health Centers Registration Fee: \$200/pp x 4 FTEs | \$ 800.00 | |
| Cell Phone & Wireless Services for Outreach/Enrollment Activities (\$68/mo x 12 mos) | \$ 814.00 | |
| Health Care for the Homeless National Conference 2 FTEs @ \$1,000 per person - 3 nights (May 2024) | \$ 2,000.00 | |
| Florida Association of Community Health Centers Conference 2 FTEs @ \$750/pp - 2 nights (July 2024) | \$ 1,500.00 | |
| PCMH Training (NCQA Offered In-Person/Virtual Opportunities TBD) | \$ 1,500.00 | |
| TOTAL OTHER | \$ 6,614.00 | \$ - |
| INDIRECT COSTS | | |
| TOTAL INDIRECT COSTS | | |
| Total Budget | \$ 1,926,977.00 | \$ 3,904,671.00 |

Personnel Justification Table

| Name | Position Title | % of FTE | Base Salary | Adjusted Annual Salary | Federal Amount Requested |
|-----------------|--|----------|---------------|------------------------|--------------------------|
| L. Fitzgerald | APRN | 100% | \$ 108,442.88 | | \$ 108,442.88 |
| C. Odonohoe | APRN | 100% | \$ 109,207.54 | | \$ 109,207.54 |
| L. Bosch | APRN | 10% | \$ 104,000.00 | | \$ - |
| M. Harp | Registered Nurse | 100% | \$ 67,200.00 | | \$ - |
| O. Hernandez | Nurse Senior LPN | 100% | \$ 48,067.17 | | \$ - |
| L. Feldhouse | Nurse Senior LPN | 100% | \$ 47,000.00 | | \$ 47,000.00 |
| M. Gomez | Medical Assistant | 100% | \$ 39,639.60 | | \$ 39,639.60 |
| A. Hossley | Human Services Analyst | 100% | \$ 39,312.00 | | \$ 39,312.00 |
| C. Wittstruck | Human Services Analyst | 100% | \$ 39,312.00 | | \$ 39,312.00 |
| M. Sheehan | Physician | 2.8% | | \$ 212,100.00 | \$ 6,000.00 |
| B. Maze | Director, Outpatient Services | 40% | \$ 60,008.00 | | \$ 24,003.20 |
| A. Pinkham | Clinical Supervisor | 30% | \$ 57,000.00 | | \$ 17,100.00 |
| T. Rine | Team Coordinator | 50% | \$ 40,560.00 | | \$ 20,280.00 |
| L. Matthews | Case Manager | 100% | \$ 40,782.00 | | \$ 40,782.00 |
| Vacant | Counselor | 100% | \$ 55,000.00 | | \$ 55,000.00 |
| M. Williams | Case Manager | 100% | \$ 40,564.00 | | \$ 40,564.00 |
| L. Guerriero | Counselor | 100% | \$ 55,000.00 | | \$ 55,000.00 |
| A. Arnette | Counselor/Case Manager | 100% | \$ 46,459.00 | | \$ 46,459.00 |
| E. Mulgrew | Evaluator/Research Assistant | 20% | \$ 50,003.00 | | \$ 10,000.60 |
| E. Richards | Outreach & Enrollment Certified Assister | 100% | \$ 74,474.40 | | \$ 74,474.40 |
| M. Dennis | Health Care Administrator | 20% | \$ 92,248.00 | | \$ 18,449.60 |
| Vacant | Medical Director | 50% | \$ 207,923.00 | | \$ - |
| R. O'Brien | QI Coordinator | 70% | \$ 87,641.58 | | \$ - |
| G. Oster | QI Liasion | 100% | \$ 52,870.00 | | |
| Vacant | Program Manager | 100% | \$ 70,000.00 | | \$ - |
| C. Ufondu | Care Coordinator | 100% | \$ 48,368.84 | | \$ - |
| Vacant | Computer Program Analyst | 50% | \$ 43,070.04 | | \$ - |
| L. Thykeo Hicks | APRN | 90% | \$ 103,524.72 | | \$ - |
| A. Bennett | Registered Nurse | 100% | \$ 67,200.00 | | \$ - |
| C. Smith | Medical Assistant | 100% | \$ 39,639.60 | | \$ - |
| Vacant | Supervisor | 100% | \$ 46,920.00 | | \$ - |
| A. Brooks | Senior Clerk | 100% | \$ 36,036.00 | | \$ - |
| C. Adams | Nurse Care Coordinator | 100% | \$ 74,800.00 | | \$ - |
| T. Glaze | Eligibility Assistance Worker | 100% | \$ 38,220.00 | | \$ - |
| E. Grace | Family Support Worker | 100% | \$ 36,036.00 | | \$ - |
| L. Guiermo | Counselor | 100% | \$ 40,882.00 | | \$ - |
| T. Rine | Team Coordinator | 50% | \$ 36,540.00 | | \$ - |
| Y. Gatons | Dentist | 100% | \$ 149,053.00 | | \$ 149,053.00 |
| R. Pupo Hidalgo | Dental Assistant | 100% | \$ 36,036.00 | | |
| S. Peterson | Dental Assistant | 100% | \$ 36,036.00 | | |
| A. Islami | Hygienist | 80% | \$ 69,113.46 | | |
| R. Whittmeyer | Intensive Case Manager | 100% | \$ 55,000.00 | | |
| N. Eliacin | APRN | 100% | \$ 125,008.00 | | |
| T. Clark | Outreach, Testing, & Linkage Specialist | 100% | \$ 60,000.00 | | |