




## Lake Seminole Dredge Project Overview

### Legend

-  = Primary Long-Term Dredge Material Management Area approx 30 Acres in size (exact footprint to be determined)
-  = Secondary Long-Term Dredge Material Management Area To be used if necessary (exact footprint to be determined)
-  = Lake Seminole Boundary (687 Acres)

