

TABLE OF CONTENTS

	PAGE
Capital Improvement Program.....	I
Capital Improvement Program Overview.....	I-1
Government Capital Projects Program Summary.....	I-18
Enterprise Capital Projects Program Summary.....	I-27
Governmental Capital Projects Report by Function and Program.....	I-30
Enterprise Capital Projects Report by Function and Program.....	I-43
Revisions from Previous Year.....	I-54
Capital Improvement Program Operating Budget Impact Report.....	I-79

Capital Improvement Program (CIP)

The Pinellas County Capital Improvement Program (CIP) is a comprehensive six-year plan of proposed capital projects intended to identify and balance the capital needs of the community within the fiscal capabilities and limitations of the County. It is primarily a planning document that is updated annually and subject to change as the needs of the community are defined. The CIP Plan is presented as a six-year plan, FY23 - FY28.

The first year of the program is the basis for actual appropriations authorized by the Board of County Commissioners for capital projects when adopting the annual budget. The remaining five years are a guide for the future development of the County's new and replacement infrastructure needs. The overall CIP schedule is formulated to reflect County priorities and needs by taking into consideration the County's goals and policies, the Pinellas County Strategic Plan, project urgency, the County's ability to administer the project, involvement of outside agencies, and the potential for future project funding. This includes developing a realistic fiscal impact on the operating budget once a project is complete. To facilitate multi-year budgetary planning, information on each project's estimated fiscal impact on future operating budgets is vital. Estimating the fiscal impact of each project provides for the thoughtful integration of the capital and operating budgets.

The CIP brings together needs identified through many capital processes. Projects are established in the CIP based upon input from citizen requests, public discussions, engagement with partners, safety needs, planned rehabilitation cycles, grant funding processes, County staff and Commissioners, as well as the County's Comprehensive Plan, Community Redevelopment Area (CRA) Plans, the Long-Range Transportation Plan, and other County master plans. While capital projects originate from a variety of sources, projects most often come forward through the sponsoring department that is responsible for their implementation.

The CIP is divided into two categories: Enterprise projects and Governmental projects. Enterprise projects support the Airport, Utilities systems of Water and Sewer, and Solid Waste. These areas are managed like businesses in which the revenues generated by these areas fully support their operations. These projects are funded by grants, airport fees, and user fee charges for water, sewer, and solid waste. All other capital projects such as roads, drainage, public safety, buildings, and park projects are included in the Governmental section of the CIP. Funding for the Governmental projects include the "Penny for Pinellas" (a 1.0% local option sales surtax), grants and reimbursements, local option fuel taxes, and the tourist development tax.

CIP Project Definition and Criteria

Capital projects are defined as activities that lead to the acquisition, construction, or extension of the useful life of capital assets. Capital assets include land, buildings, parks, streets, utilities, and other items of value from which the community derives benefit for a minimum number of years.

The following criteria shall be utilized in determining the appropriateness of capital improvement project requests:

1. All projects in the Capital Improvement Program (CIP) Budget must have a total cost of \$50,000 or greater and a useful life of five or more years.
2. Capital projects are considered to be one-time outlays which are non-recurring in nature. Purchases involving ongoing debt service or lease/purchase costs are typically not budgeted in the CIP Budget.
3. Capital projects must add to, enhance the value of, or extend the life of the County's physical assets. Major equipment purchases must be associated with a capital project and must meet the definition of a capital item to be placed in the CIP Budget.
4. County Fleet appropriations are to be budgeted in a capital outlay account within the Operating Budget. Although vehicles in general are not considered as a Capital Improvement Project, pursuant to Florida Statute 212.055, public safety vehicles such as a fire department vehicle, emergency medical service vehicle, or a sheriff's office vehicle are allowable Penny for Pinellas (Penny) infrastructure sales surtax expenditures within the CIP Budget.
5. Expenditures for maintenance, supplies and materials, or replacement items shall be budgeted as an operating item. These items may not be expensed in the CIP Budget.

CIP Objectives

The objectives used to develop the CIP include:

- Preserve and improve the basic infrastructure of Pinellas County through public asset construction and rehabilitation;
- Maximize the useful life of capital investments by scheduling renovations and modifications at the appropriate time in the life cycle of the asset;
- Identify and examine current and future infrastructure needs and establish priorities among projects so that available resources are used to the community's best advantage; and

- Improve financial planning by comparing needs with resources, estimating future borrowing needs, and identifying fiscal implications.

The Board of County Commissioners conducts a review of the program at public budget workshops as part of the annual budget development process.

CIP Goals

The following are the goals of the County in developing its annual capital budget and associated CIP:

- Identify and prioritize infrastructure requirements based upon a coordinated needs assessment methodology. The CIP is a comprehensive guide for the allocation of financial resources and provision of public service for a six-year period. The CIP serves as a “blueprint” for the future of the community. It is a dynamic tool, not a static accounting document. The CIP requires each department to look to the future, anticipate the need for projects, and justify that need. This requires the thoughtful integration of financial, engineering, and planning functions.
- Classify projects to ensure that those submitted for inclusion in the CIP are capital projects, not operating requirements. An accurate CIP relies upon the proper classification of projects. Requests which do not meet the specified criteria for a capital project should be considered in the operating budget.
- Develop a realistic funding scenario for the CIP that identifies resources on a project specific basis.

CIP Policy

It is the policy of the Pinellas County Board of County Commissioners to maintain a continuing Capital Improvement Program (CIP) that will, when implemented, provide physical assets that are:

- Responsive to the needs and demands of the public and county government;
- Supportive of the long- and short-range economic, social, and environmental development policies of the County aligned with the Board’s Strategic Plan;
- Necessary to achieve the level of service identified in the adopted Comprehensive Plan;
- Ensure asset preservation encompasses supportive infrastructure (processes and databases), intellectual capacity and effective use of human capital, as well as physical capital assets.

The Capital Improvement Program represents the planned implementation of various comprehensive plans that serve as a guide for future growth and development as adopted and amended by the Board of County Commissioners.

Pay-As-You-Go Approach

The CIP is currently funded on a “Pay-As-You-Go” basis. The “Pay-As-You-Go” approach is recommended as the most prudent way of financing capital projects. The benefits of this approach include:

- Being fiscally conservative helps avoid financing costs.
- A “pay-as-you-go” plan can be a positive factor in future credit analysis of the County and its long-term debt rating.
- Providing a deliberate approach to the implementation of projects in accordance with the priorities and needs of the community.
- Specific projects can be considered for stand-alone bonding if warranted based on the priority and cost benefit.

The proposed Sewer CIP Plan may require borrowing in FY24. Various funding options will be considered based upon comparing needs with available resources and identifying fiscal implications.

Project Portfolio Management

The County has adopted a “portfolio” approach to Capital Improvement Program projects. All departments are required to view their projects in a systemic and holistic manner. Projects will be prioritized that can provide the County with multiple benefits; for example, projects that will improve drainage, prevent stormwater/wastewater overflows, and provide infrastructure to support economic development.

The goal of CIP Project Portfolio Management (PPM) is to adopt a portfolio approach that uses identified needs to prioritize capital projects and improve the process for managing projects to enhance delivery, reporting, and data-driven decision support. The focus is on improving project coordination, prioritization, management, delivery, and reporting Countywide. PPM is essentially managing our portfolio of hundreds of projects across all departments.

PPM Implementation Goals:

- Prioritized list of County projects
- Formalize generally consistent processes for project delivery
- Provide tools and training for project managers to effectively manage projects
- Use a consistent project tracking tool
- Evaluate performance on project delivery
- Improve coordination with internal and external stakeholders

Projects submitted for review and approval are ranked by defined evaluation criteria as a tool to help prioritize projects. The evaluation criteria are: Asset Preservation, Criticality, Economic Outcome, Environmental Stewardship, Community Sustainability and Resiliency, Service Delivery, Project Coordination, Public Demand, Regulatory Requirements, Public Health, Safety, and Welfare, and Employee Health and Safety. Funding Criteria, including Funding Availability, Future Budget Outcomes (potential operating costs or savings in future years), and Cost of Project, are secondary to selecting priority projects.

When completing the Project Request Form (PRF), the project requestor selects a statement that describes the state of the asset being replaced or why the new asset is needed. For example, Asset Preservation, is one of the priority guidelines for the CIP – renewing or replacing our existing assets. The criteria statements allow the requestor to identify whether the asset is beyond or approaching the end of its useful life, or if it doesn't replace an existing asset. A score is applied in the background according to the respective statement selected. When viewing the completed form, each criteria has a score. The CIP review committees, Coordinating Committee (technical staff), Action Team (Directors), and Governance Committee (Administration), review what has been selected and can provide input. This provides for consistent consideration of all project requests for staff recommendation of which projects move forward for approval.

The CIP Project Portfolio Management Administrative Directive was issued in September 2019. Since that time, staff teams have led to successful efforts in GIS Mapping producing a public-facing map of projects and development of a Project Manager Handbook. These efforts are ongoing. Staff continues to build upon what has been developed and improving processes. Public Works is leading the effort to further develop the Project Manager Handbook with detailed procedures. Utilities is leading process improvements for project management technology and reporting. Staff continues to work with the County's eGIS team on mapping which will also enhance reporting.

Penny for Pinellas

Penny for Pinellas (Penny) revenues are proceeds of an additional 1.0% Local Government Infrastructure Surtax on sales, pursuant to Section 212.055(2), Florida Statutes, imposed in Pinellas County. The Penny surtax is collected on the first \$5,000 of all purchases excluding groceries and medications. The authorized use of these funds is generally restricted to infrastructure projects only and cannot be used for ongoing operation or maintenance costs. As a sales tax, the Penny is sensitive to general economic conditions. The revenue assumptions for the Penny have been updated and are consistent with the State sales tax revenue projections. Following a reduction of (3.3%) in FY20, the FY21 revenue reflecting a post-pandemic recovery increased 18.0%. Current year, FY22, is estimated to continue to increase at 6.2%, but then a slowdown and minor increase of 0.7% for FY23. Thereafter, Penny revenue is projected to increase an average of 3.2% in FY24-FY30.

The Penny became effective February 1, 1990 for an initial period of ten years and has been extended by referendums in 1997, 2007, and 2017 for additional ten-year periods (until December 31, 2029). In accordance with statutory requirements and interlocal agreements with each municipality in Pinellas County for the Penny ending December 31, 2019, the County received approximately 52.3% of the total monthly collections generated by this tax, following the deduction of a dedicated amount to fund capital projects for Court & Jail facilities which provide a countywide benefit. Beginning January 1, 2020, the interlocal agreement sets aside 11.3% of net proceeds for countywide investments consisting of Economic Development Capital Projects and Housing @ 8.3% and Court & Jail facilities @ 3.0%. The County's percentage for Penny ending December 31, 2029, referred to as Penny IV, is 51.75%, after the countywide investment distribution. The balance of collections is distributed to the 24 municipalities using a population-based formula.

A Joint Review Committee (JRC) was formed during 2019 in accordance with the interlocal agreement to establish guidelines for the net proceeds dedicated to Economic Development Capital Projects and Housing. The JRC consisted of professional staff with subject matter expertise in economic development, planning, and/or housing representing the County and municipalities. The twelve-member JRC approved the Penny IV Affordable Housing and Economic Development Program Guidelines at its October 25, 2019 meeting. In December 2019, the Board of County Commissioners approved Resolution 19-99 "adopting guidelines for the expenditure of a percentage of the 2020-2029 Local Government Infrastructure Surtax for Affordable Housing and Economic Development Capital Projects."

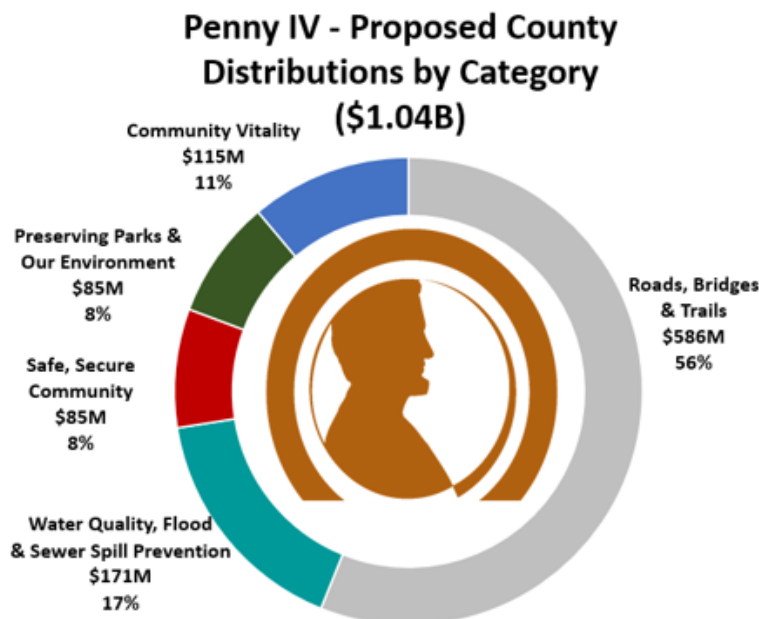
Applications for Penny IV affordable housing funding are accepted on an ongoing basis. Since the program was initiated in 2020, approximately \$22.8 Million has been committed to seven affordable housing development projects that have been completed or are under development. The projects will produce a combined total of 1,162 units of which 870 units will be restricted to affordable rents.

There have been several rounds of applications for the Economic Development Employment Sites Program. Four projects have approved agreements in place for a total of \$2.9M and three projects have conditional approval for another \$3.7M. The Penny funding provides the financial gap for applicants' total project cost estimates of \$54.6M.

Without the Penny, the County's governmental capital improvements would require another funding source, potentially property taxes in the General Fund. It is estimated that property owners would have to pay another 2.2 mills on their property taxes to generate the equivalent funding, or many public projects would not be completed until years into the future or not done at all. Besides allowing for funding of capital projects without relying on property taxes, another benefit of the Penny is that non-residents pay about a third of the Penny, which relieves County residents of much of the tax burden. The Penny funds approximately 70% of the Governmental CIP.

During the 2017 Penny renewal education campaign, priority projects were identified. Over the past year, OMB has worked with the departments and agency partners to prioritize the identified projects, determine realistic schedules, and build in preliminary construction estimates in the CIP. Nearly all the projects on the "2017 list" are included in the CIP, with updated estimates. The exceptions are the Sheriff's vehicles and hazmat vehicles which have other funding sources, and several watershed management plan projects that are pending completion of project development studies. The projects are funded based upon current estimates and the Penny Ten-Year Plan is balanced within projected revenues.

The graphic below shows the Penny IV distributions by category. The table following is a comparison of the May 2017 projections prior to the approval of Penny IV, and current projections/ funded projects. Although the percentage of Penny for Community Vitality projects has decreased, these projects are still being done but with a new funding source, the American Rescue Plan Act (ARPA). Please note, this is the County's distribution of the Penny, after the distribution to the countywide investment categories of Economic Development Capital Projects and Housing, and Jail and Court Facilities.



	May 2017	May 2022
Roads, Bridges & Trails	45%	56%
Water Quality, Flood & Sewer Spill Prevention	20%	17%
Safe, Secure Community	10%	8%
Preserving Parks & Our Environment	7%	8%
Community Vitality	18%	11%

Other Revenues

The second largest source of revenue for Governmental CIP projects is grants. The CIP includes local, state, and federal grants from agencies such as the Southwest Florida Water Management District, Florida Department of Environmental Protection, and the Florida Department of Transportation. Grant revenues are highly variable. The CIP includes grants that have either been awarded or are highly anticipated to be awarded.

The County has received \$189.4M from the American Rescue Plan Act (ARPA) State and Local Fiscal Recovery Fund (SLFRF). In May, the Board approved a revised spending plan which provides funding of \$139.7M for CIP projects. The ARPA funding will offset some projects that would have been Penny funded. It will also enable the county to complete other projects that weren't previously programmed in the CIP.

Other funding sources for Governmental CIP projects include General Fund transfers, Local Option Fuel Taxes, Tourist Development Tax, and Multi-Modal Impact Fees.

In FY22 and beyond, the General Fund transfer provides funding of \$650,000 for the Municipal Services Taxing Unit (MSTU) paving projects which began in FY14 to address the needs of secondary roads in unincorporated neighborhoods. In FY21 and FY22, the transfer also includes reimbursement for the purchase of the Mid-County Tax Collector Building, \$923,560 in FY21, \$2,942,690 in FY22. In FY23, the transfer includes \$950,000 for the renovation of the Mid-County Tax Collector Building. During the FY22 Budget Process it was decided to transfer a non-recurring amount of \$60,177,100. This transfer will fund \$10,177,100 for South County Service Center's acquisition, \$33,200,000 for North County Service Center's Construction, \$15,500,000 for Future Facilities, and \$1,300,000 for Pinellas Suncoast Fire Rescue (PSFR) Ladder Truck 28.

The CIP includes Advanced Traffic Management Systems (ATMS) projects funded by Local Option Fuel Taxes (LOFT). Tourist Development Tax (TDT), approximately half of the net proceeds from one of the six percent of the TDT, provides funding for beach nourishment projects in the Coastal Management program. Multimodal Impact Fees (MMIF) contributes to the costs of authorized transportation projects in the 13 geographic multimodal impact fee districts of the county. Multi-Modal Impact Fees are collected throughout the county, thus assuring that new development bears a proportionate share of the cost of capital expenditures necessary to meet transportation needs of the county.

Enterprise projects support the Airport, Utilities systems of Water and Sewer, and Solid Waste. These areas are managed like businesses in which the revenues generated by these areas fully support their operations. These projects are funded by grants, airport fees, and user fee charges for water, sewer, and solid waste.

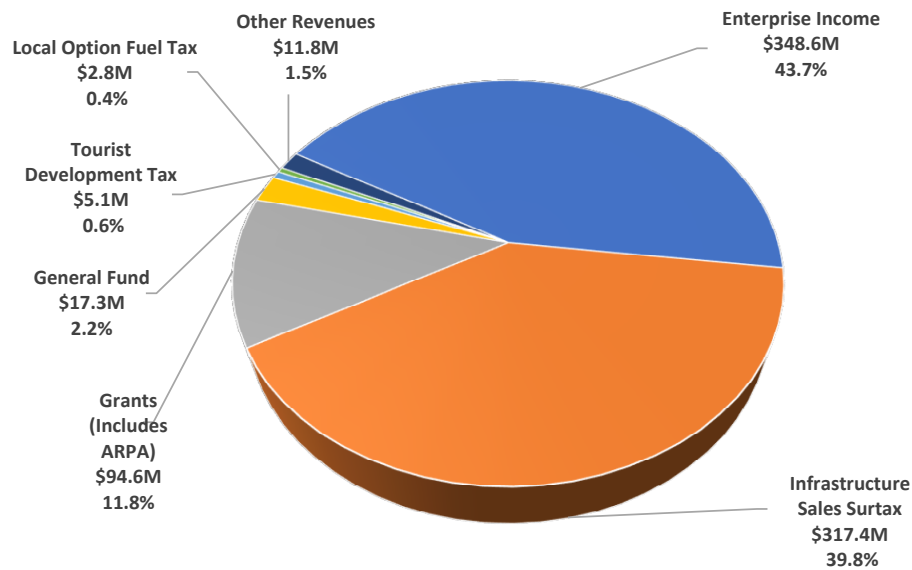
Overview of One-Year CIP Budget

The first year of the Capital Improvement Program, FY23, is the basis for actual appropriations authorized by the Board of County Commissioners for capital projects when adopting the annual budget. The total FY23 CIP budget is \$797.6M. This amount includes both Governmental and Enterprise projects as well as reserves.

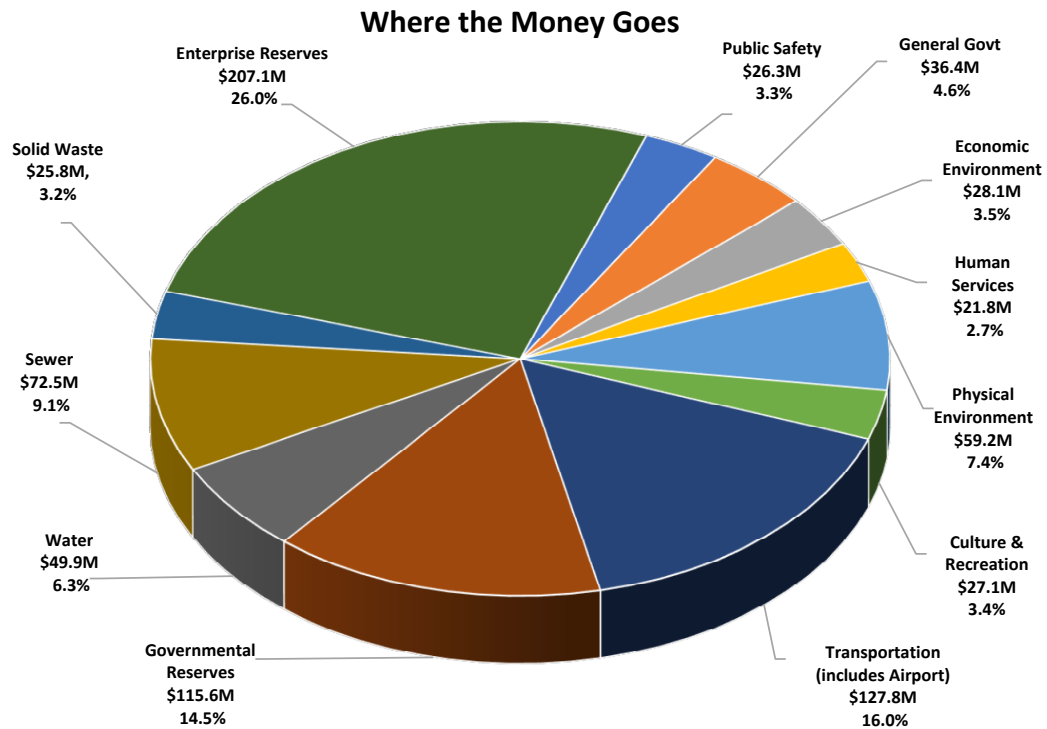
FY23 CAPITAL IMPROVEMENT PROGRAM BUDGET (Includes fund balances and reserves)

Total: \$797.6M

Where the Money Comes From



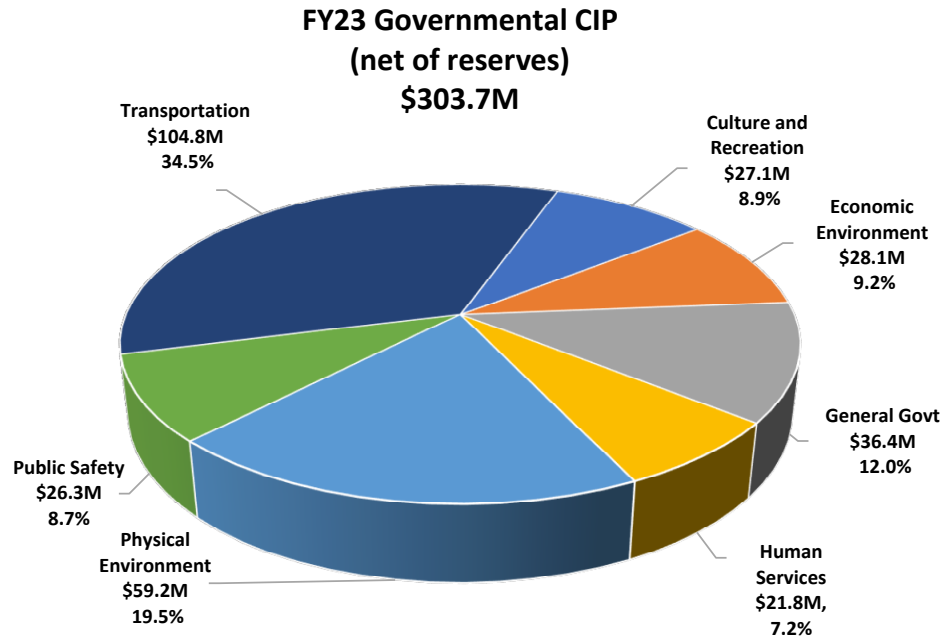
Pie Chart titled Where the Money Comes From. Enterprise Income \$348.6M, 43.7%, Infrastructure Sales Surtax \$317.4M, 39.8%; Grants \$94.6M, 11.8%, General Fund \$17.3M, 2.2%, Tourist Development Tax \$5.1M, 0.6%, Local Option Fuel Tax \$2.8M, 0.4%; Other Revenues \$11.8M, 1.5%.



Pie Chart titled Where the Money Goes. Public Safety \$26.3M, 3.3%; General Government \$36.4M, 4.6%; Economic Environment \$28.1M, 3.5%; Human Services \$21.8M, 2.7%; Physical Environment \$59.2M, 7.4%; Culture and Recreation \$27.1M, 3.4%; Transportation (includes Airport) \$127.8M, 16.0%; Governmental Reserves \$115.6M, 14.5%; Water \$49.9M, 6.3%; Sewer \$72.5M, 9.1%; Solid Waste \$25.8M, 3.2%; Enterprise Reserves \$207.1M, 26.0%.

FY23 Governmental CIP

The expenditure total (net of non-project items such as reserves) for the FY23 Governmental CIP is \$303.7M. The pie chart below shows the percentage distribution of expenditures among the functional areas of the CIP.



Pie Chart titled FY23 Governmental CIP net of reserves \$303.7M consisting of Culture and Recreation at \$27.1M, 8.9%; Economic Environment at \$28.1M, 9.2%; General Government at \$36.4M, 12.0%; Human Services at \$21.8M, 7.2%; Physical Environment at \$59.2M, 19.5%; Public Safety at \$26.3M, 8.7%; and Transportation at \$104.8M, 34.5%.

Governmental CIP projects scheduled for completion in FY22 (not all inclusive):

Jail & Court Facilities:

001109C St. Pete Courts Consolidation
002590A Detention Perimeter Gates Replacement
003509A Jail Perimeter Road Modification

General Government:

004992A South County Service Center Purchase
003505I Lealman Community Indoor Court Replacement

General Government:

004582A Pod and Sat Runner Units
004969A Public Safety Radio Sustainment- Hospital Microwave
004186A Lealman Fire Station 19

Transportation:

000700A Westwinds Drive Bridge Replacement over Westwind Canal
000702A Crosswinds Drive Bridge Replacement over Crosswinds Canal
000958A 49th St N @ 38th Ave N and 30th Ave N, 58th St N @ 38th Ave N ADA Ramps Upgrade, Sidewalk, and Intersection Improvements
001023A 131st Street N at 82nd Avenue N and 86th Avenue N Intersection Improvements
001031 ATMS Gulf Boulevard
002106A Haines Road - 60th Avenue to US 19 Roadway and Drainage Improvements
002598A ATMS Alt US 19 South
002600A ATMS 49th Street
002601A ATMS Phase 3 Expansion

002686A Sidewalk Hercules Avenue Phase II from Sherwood Street to Sunset Point Road
003320A Ridge Rd Road Rehabilitation from Old Oakhurst Road to Ulmerton Road
003322A Sunset Point Rd Road Rehabilitation from Kings Highway to Keene Road
003326A Nursery Rd Road Rehabilitation from Sunny Park Drive to US Hwy 19
003775A ATMS Central Software Purchase
003776A Intelligent Transportation Equipment Installation and Replacement
003916A 49th St N Road Rehabilitation from 86th Ave to Ulmerton Rd
003918A Local Group 52 (Bayhaven) Road Rehabilitation
003919A Local Group 74 (Harbor Bluffs North) Road Rehabilitation

Physical Environment:

001514A Long Key Upham Nourishment 2018
003130A Roosevelt Creek Stormwater Facility Improvements

Culture & Recreation:

000050A Sutherland Bayou Boat Ramp Driveway Improvements
004451A Sand Key Paving
002033A Turner Bungalow

Governmental CIP projects scheduled for completion in FY23 (not all inclusive):

General Government/Economic Environment/Human Services:

County Justice Center Judicial Consolidation #001109A: Facility design, renovation, and construction to consolidate judicial functions at the County Justice Center. Total project estimate \$64.6M funded by Penny.

Bayside Clinic Behavioral Health Expansion #001475E: Bayside Clinic Expansion to include additional 1,500 sq ft operational space to accommodate co-location of mental health and substance abuse treatment on site. Total project estimate is \$800,000 funded by a grant.

Culture and Recreation:

Lealman Community Campus Courtyard Improvement #003505H: Lealman Community Campus Courtyard Improvements. Total project estimate \$450,000 funded by Penny and grant.

Philippe Park Seawall Replacement #004178A: Enhancement of existing sea wall and sidewalk in Philippe Park in conjunction with Environmental Management Shoreline enhancement project 004178B. Total project estimate \$1.0M funded by Penny and grant.

Philippe Park Living Shoreline #004178B: The project will create a living shoreline at the southern end of Philippe Park through installation of oysters and native vegetation. Project done in conjunction with 004178A Philippe Park Seawall Replacement. Total project estimate \$550,000 funded by Penny and grant.

Weedon Island Preserve Salt Marsh Restoration #000083A: Removal of ditches will assist in restoring the coastal habitat to function more efficiently from a water quality and ecological perspective. Total project estimate \$1.5M funded by Penny and grant.

Ft. De Soto Bay Pier Replacement #000929A: Ft De Soto Bay Pier Replacement. Total project estimate \$6.4M funded by Penny and grant.

Taylor Homestead #002170A: Enhancement to Taylor Homestead Buildings and infrastructure. Total project estimate \$800,000 funded by Penny.

Physical Environment:

Lake Seminole Sediment Removal #000157A: Dredging of sediment from Lake Seminole to improve lake water quality. Total project estimate \$20.9M funded by Penny and grant.

Lakeshore Estates Phase 2 Roadway and Drainage Improvements #001177B: Lakeshore Estates Roadway & Drainage Improvements to the existing stormwater system and road are required to alleviate flooding in portions of Lakeshore Estates. Total project estimate \$5.2M funded by Penny.

Roosevelt Creek Channel 5 Improvements #002123A: Project addresses existing flooding to roads and structures and identifies water quality improvement alternatives for the Roosevelt Creek Channel 5 basin. Total project estimate \$6.7M funded by Penny, Surface Water Utility Fee, ARPA and grant.

Lealman Drainage Improvements #006028A: Drainage improvements on and around 33rd Way N and 33rd St N in Lealman. Total project estimate \$490,000 funded by ARPA.

Public Safety:

Public Safety Radio Sustainment Projects:

- **Radio Equipment Shelter Replacement #003901A:** Replace the radio equipment shelters, including security cameras and gates, at several radio towers. Includes two towers and inbuilding shelter at EMS facility. Total project estimate \$14.5M funded by Penny.
- **Public Safety Radio Compliance Mutual Aid #004968A:** The mutual aid replacement project updates an existing 3 channel analog radio system to current technology and allows for the decommission of T1 phone lines which are becoming obsolete and ineffective. Total project estimate \$868,000 funded by Penny.
- **Public Safety Radio Sustainment Hospital Microwave #004969A:** The hospital microwave project replaces an existing radio network providing radio communication between hospitals, Fire/Emergency Medical Services (EMS) first responders and the Sunstar dispatch center. Total project estimate \$1.5M funded by Penny.
- **Public Safety Radio Sustainment North Zone & Astro Site Repeater (ASR) #004970A:** Reestablishes a third zone of the radio system which provides an essential layer of redundancy to the northern half of the county for radio subscribers and enhances capacity for future growth. Total project estimate \$2.2M funded by Penny.

Economic Environment:

Tampa Bay Innovation Center Incubator #004251A: To design and construct a 45,000 sq ft state of the art business incubator to be built on a 2.5-acre site that will be conveyed by the City of St. Pete to Pinellas County. Total project estimate \$16.1M funded by Penny (Economic Development set aside #004149A), grant, and private contribution.

Transportation:

Pinellas Trail Loop North Segment #000967A: Pinellas Trail Extension Program: North loop gap. Total project estimate \$12.8M funded by Penny, Impact Fees, and grant.

Oakwood Drive over Stephanie's Channel Bridge Replacement #001035A: Oakwood Drive over Stephanie's Channel bridge reconstruction / replacement. Total project estimate \$3.9M funded by Penny.

62nd Avenue N & 25th Street N Sidewalk Intersection Improvements #002069A: Improvements to the intersection that also consist of incorporating turn lanes & bike lanes, sidewalk improvements, drainage improvements, and traffic signalization. Total project estimate \$2.4M funded by Penny.

46th Ave. N. Sidewalk Improvements from 49th St. N. to 55th St. N. #002927A: Design and construct sidewalk, driveways, and ADA ramps on both sides of the street. Total project estimate \$3.3M funded by Penny.

Countywide Traffic Signalization Improvements #004183A: Program is established for the replacement of span wire signals with mast arm signals. Projects may include installation of mast arms and minor intersection improvements including new curb ramps and pedestrian signals. Total project estimate \$12.6M funded by Penny and grant.

Local Group-Taylor Lake, Ridgecrest, Oak Village Subdivisions #006020A: Paving, sidewalk and drainage improvements for local group of Taylor Lake, Ridgecrest and Oak Village Subdivisions from 134th Ave N to Taylor Lake Place in Ridgecrest. Total project estimate \$1.6M funded by ARPA.

Local Group-Martin Terrace #006021A: Paving, sidewalk and drainage improvements for Ridgecrest local group from 118th Street N to 116th Lane. Total project estimate \$575,000 funded by ARPA.

Local Group-Gulf Terrace and Rainbow Village Subdivisions #006022A: Paving, sidewalk and drainage improvements for Ridgecrest local group from 20th Ave SW to 22nd Ave SW, and from Adams Circle W to Adams Circle E. Total project estimate \$460,000 funded by ARPA.

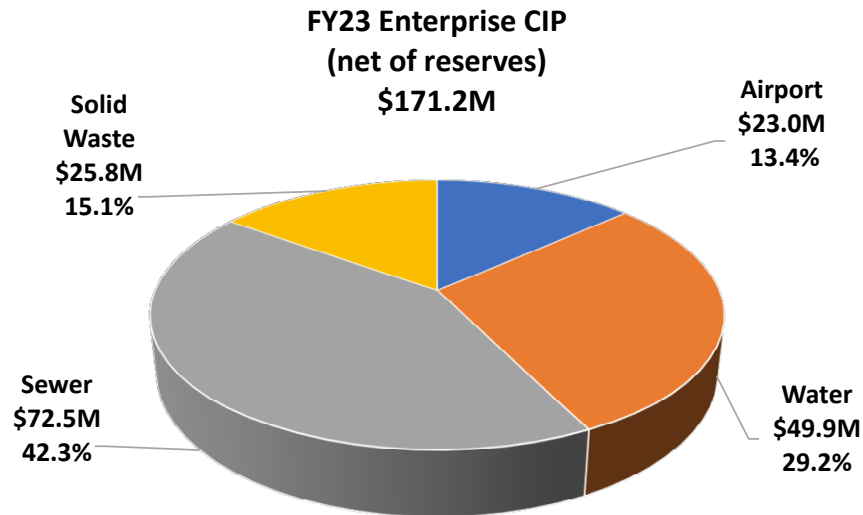
Local Group-Sunny Lawn Estates & Adjacent Subdivisions #006027A: Paving, sidewalk and drainage improvements for Lealman local group from 40th Ave N to 60th Ave N. Total project estimate \$3.6M funded by ARPA.

Local Group-Various High Point Subdivision #006029A: Paving, sidewalk and drainage improvements for High Point local group comprising various subdivisions from Roosevelt Blvd to 150th Ave N. Total project estimate \$960,000 funded by ARPA.

Please see the "Revisions from Previous Year" section for complete information.

FY23 Enterprise CIP

The expenditure total (net of non-project items such as reserves) for the FY23 Enterprise CIP is \$171.2M. The pie chart below shows the percentage distribution of expenditures among the functional areas of the CIP.



Pie Chart titled FY23 Enterprise Funds net of reserves and non-project items \$171.2M consisting of Airport at \$23.0M, 13.4%; Water at \$49.9M, 29.2%; Sewer at \$72.5M, 42.3%; and Solid Waste at \$25.8M, 15.1%.

Enterprise CIP projects scheduled for completion in FY22 (not all inclusive):

Physical Environment (Solid Waste and Utilities):

Solid Waste:

000853A Air Pollution Controls Technical Recovery Program
001059A Electrical Systems Technical Recovery Program
001593A Mechanical Systems Technical Recovery Program
002135A Stoker, Grates, Boilers and Combustion Control Technical Recovery Program
002136A Turbine Generator Technical Recovery Program
002137A Instrumentation and Controls Technical Recovery Program
004917A Waste to Energy B101, B102, B103 Pass Primary Superheater Tubes Replacement

Utilities:

002747K Sanitary Sewer Pipe Seminole Bypass
002944A South Cross Bayou Grit Facility Improvements
003756A South Cross Bayou Plan Lighting Upgrades
003764A Water Ground Storage Tank Rehabilitation
004017A Water Main Improvements at Alt. U.S. 19 to Omaha St., Delaware Ave. to Nebraska Ave
004071A Rosery Road Phase I Water Main Relocation from Pinellas Trail to Missouri Avenue
004353A Replacement of the 10 Inch Water Main Subaqueous Crossing along 27th Ave and N. Tessier Drive
004450A Dolphin Drive Utility Relocation for City of Belleair Bluffs Roadway Improvements
004463A Crystal Island Utility Relocations

Enterprise CIP projects scheduled for completion in FY23 (not all inclusive):

Solid Waste:

Recycling Center Expansion Project #002585A: Design appropriately size slab and ingress/egress modifications to facilitate the container pickup and placement for four containers slots. Total project estimate \$580,000.

Visitor Information Kiosks and Claw Monument #002586A: Engineering design of bucket mounting system and mounting bucket. Layout, concept, and construct Kiosks. Total project estimate \$870,000.

Industrial Waste Treatment Facility Improvements #002423A: Evaluation of biological fouling. This includes phase II for new pond A intake and improvements to reverse osmosis feed tank and chemical injection. Total project estimate \$3.4M.

Industrial Waste Treatment Facility Clarifier #003347A: Replacement of the Industrial Waste Treatment Facility clarifier. Total project estimate \$12.5M.

Utilities:

Dunn Filtration and Disinfection Improvements #003122B: Upgrade W.E. Dunn Water Reclamation Facility plant disinfection and filtration systems. Total project estimate \$13.7M.

Pump Station 079 Improvements (North Redington Beach) #003205A: A new pump station will be designed and constructed to better facilitate flows from Redington Shores and North Redington Beach to the collection system. Total project estimate \$5.0M.

South Cross Bayou Digester Gas Flowmeter Installation #004358A: Installation of individual flow meters in the digester gas lines including mechanical, electrical, Supervisory Control And Data Acquisition (SCADA), and instrumentation work. Total project estimate \$1.1M.

South Cross Bayou Fiber Optic Upgrades #004903A: Replace fiber optics throughout the South Cross Bayou Water Treatment Plant. Total project estimate \$535,000.

S. K. Keller Polyphosphate Building Process Upgrades #004355A: This project will involve an entire retrofit and rehabilitation of the Polyphosphate Building located at the S.K. Keller Water Plant. Total Project estimate \$2.1M.

Pass A Grille Way and Gulf Way from 9th Ave. to 22nd Ave Water Improvement Project #004573A: The project will include relocating the pipe to the main streets, replace the cast iron pipe, galvanized pipes, new service lines, new Automatic Meter Readers (AMR), and additional fire hydrants for public safety. Total project estimate \$2.7M.

Transportation (Airport):

Construct New General Aviation Taxiways and Roads Airport #000034A: Design and construction for the new general aviation taxiways and ramps for the AIRCO parcel. Total project estimate \$9.2M.

Acquire Airport Rescue and Fire-Fighting Vehicles Airport #000037A: Replacement of Airport Rescue and Fire Fighting Vehicles for the Airport. Total project estimate \$1.9M.

Relocate Airfield Electric Vault #001064A: Design and construction costs to relocate and construct a new airfield electric vault. Total project estimate \$4.9M.

Canopy Passenger Walkway to Terminal Building #004466A: Design and installation of new covered canopy walkway from the new long-term parking lot to the terminal building. Total project estimate \$600,000.

Replace Airport Terminal Carpeting #006041B: This project consists of replacing the carpeting in various areas throughout PIE's terminal. Total project estimate \$750,000 to be funded by ARPA.

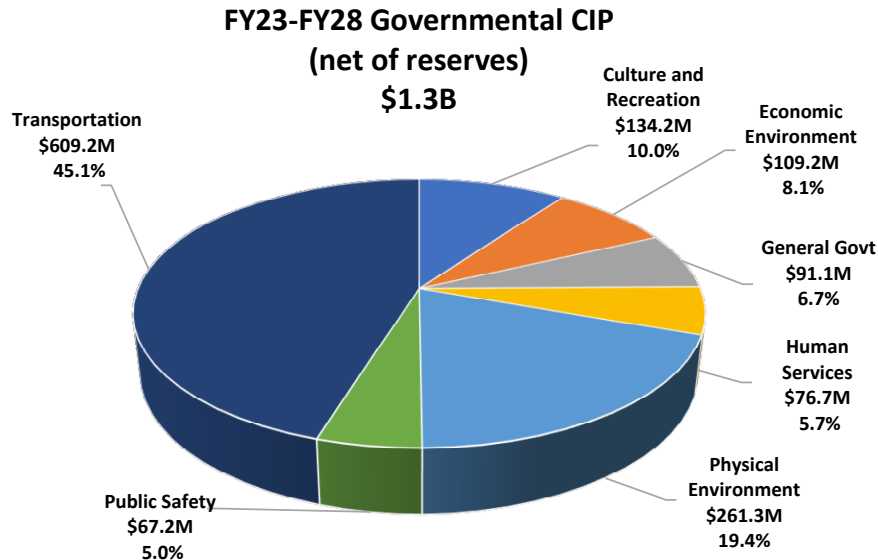
Please see the "Revisions from Previous Year" section for complete information.

Overview of Six-Year CIP

In the CIP Six-Year work plan, only the first year, FY23, is appropriated. The remaining five years are a plan that is subject to change as the needs of the community become more defined and the adopted projects move closer to final approval. The total FY23 - FY28 CIP budget is \$2.6B. This amount includes both governmental and enterprise projects, as well as non-project items such as reserves.

FY23 - FY28 Governmental CIP

The expenditure total (net of reserves/non-project items) for the FY23 - FY28 Governmental CIP is \$1.3B. The pie chart below shows the percentage distribution of expenditures within the functional areas of the CIP.



Pie Chart titled FY23 to FY28 Governmental CIP net of reserves total \$1.3B. The pie chart shows the dollar amount and percentage distribution of expenditures within the functional areas of the Governmental CIP. Culture and Recreation at \$134.2M, 10.0%; Economic Environment at \$109.2M, 8.1%; General Government at \$91.1M, 6.7%; Human Services at \$76.7M, 5.7%; Physical Environment at \$261.3M, 19.4%; Public Safety at \$67.2M, 5.0%; and Transportation at \$609.2M, 45.1%

Major project highlights in the **Governmental Six-Year CIP** are listed below by functional area. The focus of this list are the projects that are scheduled for completion in the out years of FY24 through FY28.

Culture & Recreation:

Ray H. Neri Park Phase 1 #002201A: Engineering, design, and construction of park enhancements at Ray H. Neri Park. Total project estimate \$7.7M funded by Penny, ARPA and Community Development Block Grant (CDBG).

High Point Community Park #002998A: Ten acres of land located between Pinellas Technical Education Center and High Point Elementary will be developed for an outside recreation facility. Total project estimate \$4.2M funded by Penny and ARPA.

Brooker Creek Boardwalk Rehab #004452A: Brooker Creek Boardwalk Rehabilitation. Total project estimate \$3.1M funded by Penny.

Seminole Recreation Facilities in Unincorporated Area #004556A: Preliminary plan and design of a multi-faceted outdoor recreation complex with associated concession, office, and storage facilities. Total project estimate \$18.7M funded by Penny and ARPA.

Ft. DeSoto Visitor Center #004560A: New visitor center; consolidating two smaller, outdated buildings to better support the public. Total project estimate \$2.5M funded by Penny.

Palm Harbor Recreation Center #004557A: New recreation center in Palm Harbor to replace existing building next to Centre on 16th St. campus. Total Project estimate \$11.0M funded by Penny.

East Lake Library Expansion Phase II #004559A: East Lake Library Expansion Phase II to expand the only community and cultural center for the East Lake communities and visitors. Total project estimate \$4.5M funded by Penny.

General Government:

Fueling System Retrofits #002153A: This project involves the design and retrofit of County fuel storage and dispensing systems to maintain fuel accountability and regulatory compliance. Total project estimate \$7.2M funded by Penny and ARPA.

North County Service Center Design and Construction #003904A: North County Service Center Design and construction to house the Tax Collector, Property Appraiser, and Clerk. Total project estimate \$36.3M funded by Penny and General Fund.

Economic Environment / Human Services:

Economic Development Capital Projects #004149A and Housing Projects Aligned with Economic Development #004150A: Economic Development Capital Projects and Housing Projects aligned with the 8.3% countywide investment for Economic Development Capital Projects and Housing per the Interlocal Agreement between the County and municipalities for the distribution of the Penny. Individual projects will be approved based upon the guidelines established by the Joint Review Committee per the Penny Interlocal Agreement with the municipalities. Total estimated funding per year on average is \$9.4M in each category, based on estimated Penny revenue.

Physical Environment:

Cross Bayou Estates Drainage Phase 1 #001328A: Phase 1 of drainage improvements to alleviate residential structural and street flooding in the vicinity of Cross Bayou Estates. Total project estimate is \$3.3M funded by Penny.

Cross Bayou Estates Drainage Phase 2 #001328B: Phase 2 of drainage improvements to alleviate residential structural and street flooding in the vicinity of Cross Bayou Estates. Total project estimate is \$2.9M funded by Penny.

Cross Bayou Improvements Phase 1 #002124A: Phase 1 to improve conveyance through Cross Bayou Canal and reduce duration of flooding. Removed material should be tested to account for pollutant removal. Total project estimate is \$11.7M funded by Penny.

Joe's Creek Greenway Trail and Stormwater Management #004116A: This project is for preliminary engineering, design and construction of the Joe's Creek Greenway Trail, adjacent channel, and implementation of other projects identified by Watershed Management Program (WMP). Total project estimate is \$51.4M funded by Penny, ARPA, and grant.

Starkey Road Channel 5 Bank Stabilization Improvements #004135A: Bank stabilization and erosion control for approximately 2100' of Starkey Road Channel 5 from Starkey Road northeasterly to the CSX railroad crossing. Total project estimate is \$5.3M funded by Penny.

Long Key-Pass a Grille Nourishment 2022 #002573A: Construction, monitoring and management of beach nourishment for the Pass a Grille portion of Long Key. Total project estimate is \$2.4M funded by Tourist Development Tax.

Long Key-Upham 2024 Beach Nourishment #004487A: Construction, monitoring and management of beach nourishment for the Upham portion of Long Key. Total project estimate is \$2.4M funded by Tourist Development Tax.

Public Safety:

New Jail Checkpoint Building and Parking #004179A: Construct a new jail checkpoint building and associated parking for visitors and staff on the Jail Campus. Total project estimate \$15.2M funded by Penny.

Emergency Sheltering (including special needs shelters) #004180A: Project consists of increasing power generation capabilities at three Pinellas County schools to increase our capability to support our special needs clients. Total project estimate \$6.4M funded by Penny.

Transportation:

22nd Ave S - 58th St S to 34th St S Roadway Improvement #000087A: Sidewalk and roadway improvements along 22nd Ave S. Total project estimate \$4.9M funded by Penny and Impact Fees.

62nd Avenue N Roadway Improvement from 34th Street N to 49th Street N #000097A: 62nd Avenue N Roadway Improvement from 34th Street N to 49th Street N. Total project estimate \$18.0M funded by Penny and Impact Fees.

Old Coachman Road over Alligator Creek Bridge Replacement #001034A: Old Coachman Road over Alligator Creek bridge reconstruction/replacement. Total project estimate \$6.6M funded by Penny and Impact Fees.

San Martin Blvd. over Riviera Bay Bridge Replacement #001036A: San Martin Blvd. over Riviera Bay bridge reconstruction / replacement. Total project estimate \$15.9M funded by Penny.

Beckett Bridge Replacement #001037A: Design and construction of Beckett Bridge replacement after PD&E is completed. Total project estimate \$22.0M funded by Penny and Impact Fees.

Mehlenbacher Road Sidewalk Improvements from Palm Avenue to the Pinellas Trail #001976A: Sidewalk Improvements on the north side of Mehlenbacher Road from Palm Avenue to the Pinellas Trail. Total project estimate \$2.5M funded by Penny.

Starkey Road Reconstruction & Widening from Flamevine to Bryan Dairy Road #002063A: Road reconstruction and widening from 4 lanes divided to 6 lanes divided. Pond construction, storm pipe upgrade, traffic signalization and pavement markings. Total project estimate \$22.6M funded by Penny.

Whitney Road and Wolford Road intersection and Roadway Improvements # 002109A: Intersection and roadway improvements including major drainage work to address road subsidence and ditch erosion. Total project estimate \$6.7M funded by Penny and Impact Fees.

42nd Avenue from 35th Street N to 46th Street N Drainage and Sidewalk # 002128A: Drainage and sidewalk improvement project; replace deep ditches with shallow/piped collection systems. Total project estimate \$3.3M funded by Penny, Impact Fees, and grant.

46th Ave N from 49th St N. (CR 611) to 38th St N. Roadway Improvements #002131A: Design and construction of a sidewalk project within the Lealman Community Redevelopment Area. Total project estimate \$5.3M funded by Penny and ARPA.

102nd Ave from 137th St to 113th St Roadway Improvements #003880A: Roadway project to improve roadway, provide bike lanes and sidewalks. Enhance multi-modal transportation options. Total project estimate \$4.6M funded by Penny and Impact Fees.

102nd Ave 113th to 125th St Roadway Improvements Phase 2 #003880B: Roadway project to improve roadway, provide bike lanes and sidewalks. Enhance multi-modal transportation options Phase B. Total project estimate \$6.1M funded by Penny.

54th Ave. N. Roadway Improvements from 49th St. N. to 34th St. N. #003882A: Design, and construction of a Complete Streets roadway improvement. Total project estimate \$5.7M funded by Penny.

Pinellas Trail South Gap - 126th Ave N to Ulmerton Rd #003883A: This Project consists of the design, permitting, and construction of Pinellas Trail Loop South Segment – Shared-Use Non-motorized. Total project estimate \$3.1M funded by Penny and grant.

Pinellas Trail South Gap - Ulmerton Rd to Belleair Rd #003883B: This Project consists of the design, permitting, and construction of Pinellas Trail Loop South Segment – Shared-Use Non-motorized (SUN) Trail from Ulmerton Rd to Belleair Rd. Total project estimate \$13.2M funded by Penny and grant.

Nebraska Ave Roadway Improvement from Alt US 19 to West Lake Blvd #004182A: Nebraska Ave improvements to include curb, gutter, sidewalks, storm drainage, and minor intersection improvements at certain cross streets with mast arms at Westlake Blvd. Total project estimate \$6.3M funded by Penny.

West Bay Complete Streets project from the Belleair Bridge to Clearwater-Largo Road #004540A: The two-mile corridor connects the beaches to the Pinellas Trail and toward downtown Largo. Stretching from Belleair Causeway to Clearwater Largo Road, the study area connects portions of Belleair Bluffs, the County and Largo. Total project estimate \$5.6M funded by Penny and Impact Fees.

Riviere Rd. from Tampa Rd. to Nebraska Ave. S/W Improvements #004616A: Design and construction for sidewalk needs along Riviere Rd (Tampa Rd-Nebraska Ave), filling in sidewalk gaps with drainage improvements. Total project estimate \$4.2M funded by Penny.

ATMS Pinellas County ATCMTD Connected Community Project #004974A: Planned system enhancements for the County's existing Advanced Transportation Management System/Intelligent Transportation System (ATMS/ITS) include accelerating deployment of connected vehicle infrastructure along several key corridors. Total project estimate is \$6.7M funded by Local Option Fuel Tax (LOFT) and grant.

Keystone Road and Eastlake Road Emergency Access Improvements #005208A: This project looks to improve emergency access along Keystone Road from Eastlake Fire & Rescue Station 58 to East Lake Road. Total project estimate \$1.2M funded by Penny.

Ridgemoor Blvd Access Management Safety Improvements from East Lake Rd to Pine Ridge Blvd #005209A: Improve the safety of Ridgemoor Blvd through access management and land reconfiguration to reduce conflict points. Total project estimate \$1.2M funded by Penny.

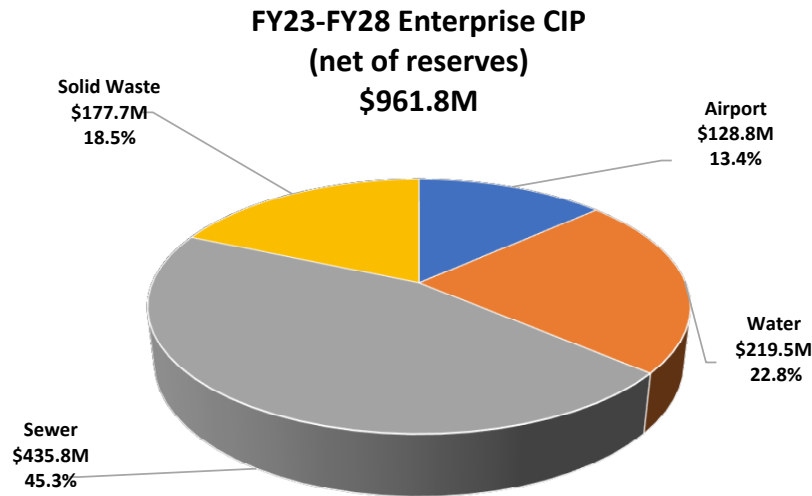
Bay Pines Blvd & 95th St N Intersection Improvements #005538A: Intersection improvements for Bay Pines Blvd. (US 19/SR 595) and 95th St. N. Conduct intersection study to identify needed functional and operational improvements to turning and ADA accessibility. Total project estimate \$1.5M funded by Penny.

Highpoint: Russell Ave Connection #006030A: This project will construct a pedestrian connection through Russell Avenue in the Highpoint Community. See attached for full description. Total project estimate \$605,000 funded by ARPA.

Safe Routes to School #006033A: This project prioritizes new sidewalk segments based on factors such as the population density served, ability to complete gaps. See attached for full description. Total project estimate \$6.2M funded by ARPA.

FY23 - FY28 Enterprise CIP

The expenditure total (net of reserves/non-project items) for the FY23 - FY28 Enterprise CIP is \$961.8M. The pie chart below shows the percentage distribution of expenditures within the functional areas of the CIP.



Pie Chart titled FY23-FY28 Enterprise Funds net of reserves \$961.8M. The pie chart shows the percentage distribution of expenditures within the functional areas of the Enterprise CIP: Airport at \$128.8M, 13.4%; Water at \$219.5M, 22.8%; Sewer at \$435.8M, 45.3%; and Solid Waste at \$177.7M, 18.5%.

Major project highlights in the Enterprise Six-Year CIP are listed below by functional area. The focus of this list are the projects that are scheduled for completion in the out years of FY24 through FY28.

Physical Environment (Solid Waste and Utilities):

Solid Waste:

Side Slope Closures #000748A: Begin closure activities for Bridgeway Acres (BWA) landfill for areas that have reached final elevation on side slopes. Total project estimate \$23.0M.

New Canopy at Solid Waste Scale House #003350A: Replace existing canopy over the scales and booths. Total project estimate \$3.9M.

Sod Farm Slurry Wall #003363A: Reconstruct sod farm slurry wall. Total project estimate \$12.7M.

Waste to Energy Enhancements #004915A: Application of enhanced technology for Metals Recovery from Waste to Energy combustion ash residue. Total project estimate \$20.0M

Solar Floating Array at solid Waste #004920A: Design and construction of a floating solar panel generating facility to be installed on portions of Pond A. Total project estimate \$10.5M.

Bulky Waste Processing Station at Solid Waste #004922A: Design and construction of a facility to process bulky portions of the MSW Waste stream to allow acceptance into the WTE facility. Total project estimate \$63.0M.

Utilities:

North County Force Main Improvements #003760A: Construction of approximately 3.6 miles of new 14" force main pipe along East Lake Road. Total project estimate \$7.3M.

Force Main Capacity Improvements - Highland Lakes FM #003761A: Construction of approximately 4.3 miles of new 24" force main near and through the Highland Lakes community area. Total project estimate \$7.6M.

Advanced Metering Infrastructure (AMI) Water Meter Replacement #001601A: This project includes converting analog meters (manually read) to an electronic meter network for the County's potable water system. Total project estimate \$66.0M.

Advanced Metering Infrastructure (AMI) Reclaimed Water Meters #003769A: This project includes the new installation of Advanced Metering Infrastructure (AMI) meters for our residential customers and converting commercial reclaimed analog meters (manually read) to an electronic meter network for the reclaimed water system. Total project estimate \$11.3M.

Logan Laboratory Improvements #002149A: Hurricane-hardened Water & Sewer System Monitoring & Administration Building to replace the aging facility currently sharing the Logan Pump Station building. Total project estimate \$12.9M, partially grant funded.

Logan Utilities Operations Center Building #005222A: This project includes the planning, design, and construction of a multi-purpose facility that will be located at the existing Logan Campus. Total project estimate \$11.8M.

North Booster Pump Station Hardening #005218A: Increase resiliency at the North Booster Pumping Station by hardening the building to withstand either a Category IV or V storm. Total project estimate \$11.8M.

Building Hardening - General Maintenance Building South #004578A: The General Maintenance Building South recently was evaluated as to how much wind resistance the structure can carry. Results of the study is that there is insufficient wind resistance capacity in this building. Total project estimate \$1.4M, partially grant funded.

Manufactured Home Communities Wastewater Collection System Improvements #005015A: Project will include replacing up to fifteen (15) manufactured home communities wastewater collection systems in unincorporated southern Pinellas County. Total project estimate \$27.0M funded by grants.

Manufactured Home Communities (MHC) Potable Water Systems Improvements #005015D: Design and construction of a new potable water systems at 13 of the 14 manufactured home communities parallel to the MHC Wastewater Collection Systems project (005015A). Total project estimate \$13.9M funded by ARPA.

South Cross Bayou Aeration Improvements #002937A: Provide necessary improvements to the air header system. Improvements to include air flow meters, modulation valves and upgrade the micro air diffusers. Total project estimate \$7.7M.

South Cross Bayou Influent Pump Station Improvements #003758A: Improvements to the influent pump station, inclusive of pump replacement, variable frequency drive replacement, grinder removal, and wet well coatings. Total project estimate \$3.0M.

South Cross Bayou Dewatering Improvements #002166A: Evaluate dewatering system and design and construct new upgraded system to replace the old equipment that has ended its useful lifecycle. Total project estimate \$11.5M funded by ARPA.

South Cross Bayou Denitrification Filter Rehab # 003408A: Rehabilitate South Cross Bayou denitrification filter to increase treatment. Total project estimate \$10.7M funded by ARPA.

Septic to Sewer Program Phase 1 #006052A: First phase in a multiyear septic to sewer conversion project that will extend Pinellas County Utilities' wastewater collection system into neighborhoods that are within PCU's service area but 100 ft away from the collection system. Total project estimate \$10.0M funded by ARPA.

Pinellas Park Interceptor Collection System Improvements #003147A: Replace the existing 42-inch interceptor at 54-inch interceptor at 62nd Ave. Total project estimate \$8.6M.

Transportation (Airport):

Cargo Apron Rehab and Runway 9/27 Conversion #000033A: Design and construct new cargo apron and the conversion of old Runway 09/27 to a Taxiway. Total Project estimate \$10.1M.

New Passenger Terminal Improvements # 003343A: Expansion and improvement of existing terminal. Total project estimate \$88.6M

Airco Site Preparation #004571A: Facilitate the development of the Airco Property at the St. Pete-Clearwater International Airport by developing a portion of the stormwater infrastructure upfront. Total project estimate \$11.7M.

Renovate Airport Terminal Restrooms #006041C: This project consists of replacing the terrazzo, toilets, sinks and toilet partitions in two restrooms in PIE's terminal near ticketing A and restrooms located in Gates 2-6. Total project estimate \$500,000 to be funded by ARPA.

Terminal Mitigation of Water Intrusion #006041D: This project will replace skylights, roof membranes, and windows and surrounding sheetrock or window flashing. Total project estimate \$1.5M to be funded by ARPA.

Overall, there are more than 350 projects or program areas that comprise the six-year CIP. A complete listing of CIP expenditure allocations is included in the "CIP Budget Report by Function & Program" within the Capital Improvement Section. A "Revisions from Previous Year" report between this year's CIP and last year's CIP is also included, as well as a report of the Operating Budget Impacts by project. The budget document is available on the County's website at: <http://www.pinellascounty.org/budget/>



Governmental Capital Projects by Program

Actual expenditures and budgets include only capital improvement projects

Advanced Traffic Management System				
Design and Construction of the Countywide Advanced Traffic Management System (ATMS)/Intelligent Transportation System (ITS) to maximize the capacity of the County transportation network				
Fund	FY20 Actual	FY21 Actual	FY22 Revised Budget	FY23 Budget
Capital Projects	\$ 4,740,629	\$ 6,621,697	\$ 7,267,000	\$ 8,865,000
Program Total	\$ 4,740,629	\$ 6,621,697	\$ 7,267,000	\$ 8,865,000
Affordable Housing Land Assembly				
Land acquisition to assemble parcels suitable for affordable/workforce housing developments				
Fund	FY20 Actual	FY21 Actual	FY22 Revised Budget	FY23 Budget
Capital Projects	\$ 775,206	\$ 54,280	\$ 4,293,000	\$ 0
Program Total	\$ 775,206	\$ 54,280	\$ 4,293,000	\$ 0
Arterial Roads Projects				
Improvements or reconstruction of county maintained arterial roads.				
Fund	FY20 Actual	FY21 Actual	FY22 Revised Budget	FY23 Budget
Capital Projects	\$ 16,641,888	\$ 5,282,867	\$ 7,103,000	\$ 9,610,000
Program Total	\$ 16,641,888	\$ 5,282,867	\$ 7,103,000	\$ 9,610,000
Boat Ramp Projects				
Improvements, renovations, and expansion of Pinellas County boat ramp facilities.				
Fund	FY20 Actual	FY21 Actual	FY22 Revised Budget	FY23 Budget
Capital Projects	\$ 60,286	\$ 46,368	\$ 693,000	\$ 0
Program Total	\$ 60,286	\$ 46,368	\$ 693,000	\$ 0
BP Economic Settlement Projects				
Projects funded by the BP Economic Settlement due to impacts from the Deepwater Horizon Oil Spill. The settlement was received in 2015 and represents a one-time revenue source.				
Fund	FY20 Actual	FY21 Actual	FY22 Revised Budget	FY23 Budget
Capital Projects	\$ 46,364	\$ 2,650	\$ 0	\$ 0
Program Total	\$ 46,364	\$ 2,650	\$ 0	\$ 0
Bridges-Repair & Improvement				
Rehabilitation work to preserve the integrity of the county's bridge system.				
Fund	FY20 Actual	FY21 Actual	FY22 Revised Budget	FY23 Budget
Capital Projects	\$ 3,367,923	\$ 3,876,808	\$ 9,914,900	\$ 12,807,000
Program Total	\$ 3,367,923	\$ 3,876,808	\$ 9,914,900	\$ 12,807,000
Capital Improvement Program Support				
This program provides planning, design, and construction administration of County infrastructure and contains the functions of surveying and mapping.				
Fund	FY20 Actual	FY21 Actual	FY22 Revised Budget	FY23 Budget
General Fund	\$ 150,454	\$ 0	\$ 0	\$ 0
Program Total	\$ 150,454	\$ 0	\$ 0	\$ 0

Governmental Capital Projects by Program

Actual expenditures and budgets include only capital improvement projects

Capital Outlay Program				
Provides funding for capital projects throughout Pinellas County.				
Fund	FY20 Actual	FY21 Actual	FY22 Revised Budget	FY23 Budget
Tourist Development Tax Fund	\$ 29,663,171	\$ 0	\$ 0	\$ 0
Program Total	\$ 29,663,171	\$ 0	\$ 0	\$ 0
Channel Erosion Projects				
Channel stabilization projects along countywide creeks and channels to reduce sediment transport and bank erosion.				
Fund	FY20 Actual	FY21 Actual	FY22 Revised Budget	FY23 Budget
American Rescue Plan Act	\$ 0	\$ 0	\$ 60,000	\$ 1,625,000
Capital Projects	484,490	121,047	2,780,500	1,656,000
Program Total	\$ 484,490	\$ 121,047	\$ 2,840,500	\$ 3,281,000
Coastal Management Projects				
Planning, coordination, implementation, and management of coastal erosion control projects along Pinellas County Gulf beaches.				
Fund	FY20 Actual	FY21 Actual	FY22 Revised Budget	FY23 Budget
Capital Projects	\$ 96,947	\$ (379,643)	\$ 3,608,000	\$ 9,776,000
Program Total	\$ 96,947	\$ (379,643)	\$ 3,608,000	\$ 9,776,000
Community Vitality & Improvement				
Sustains the long-term social, economic, and environmental health of communities in Pinellas County by strengthening and supporting the preservation and development of quality housing.				
Fund	FY20 Actual	FY21 Actual	FY22 Revised Budget	FY23 Budget
Community Development Grant	\$ 70,526	\$ 472,896	\$ 245,500	\$ 32,000
Program Total	\$ 70,526	\$ 472,896	\$ 245,500	\$ 32,000
Countywide Parks Projects				
Improvements, renovations, and restoration within Pinellas County parks.				
Fund	FY20 Actual	FY21 Actual	FY22 Revised Budget	FY23 Budget
American Rescue Plan Act	\$ 0	\$ 0	\$ 17,262,000	\$ 5,657,000
Capital Projects	4,186,260	6,771,482	15,534,000	21,404,000
Program Total	\$ 4,186,260	\$ 6,771,482	\$ 32,796,000	\$ 27,061,000
Detention/Correction Projects				
Design, construction, renovation, and restoration of facilities in support of detention operations.				
Fund	FY20 Actual	FY21 Actual	FY22 Revised Budget	FY23 Budget
Capital Projects	\$ 1,249,353	\$ 751,493	\$ 3,144,000	\$ 0
Program Total	\$ 1,249,353	\$ 751,493	\$ 3,144,000	\$ 0

Governmental Capital Projects by Program

Actual expenditures and budgets include only capital improvement projects

Economic Development Authority				
Operations and maintenance of the Young-Rainey Science, Technology and Research (STAR) Center to attract develop, and retain high-technology employers.				
Fund	FY20 Actual	FY21 Actual	FY22 Revised Budget	FY23 Budget
STAR Center Fund	\$ 0	\$ 162,552	\$ 162,000	\$ 224,000
American Rescue Plan Act	0	0	0	915,000
Program Total	\$ 0	\$ 162,552	\$ 162,000	\$ 1,139,000
Emergency & Disaster Projects				
Increase or enhance emergency shelter capacity by retrofitting, hardening, or contributing to the replacement of facilities that can be dedicated as emergency shelters.				
Fund	FY20 Actual	FY21 Actual	FY22 Revised Budget	FY23 Budget
Capital Projects	\$ 179,951	\$ 1,066,512	\$ 2,749,000	\$ 3,241,000
Program Total	\$ 179,951	\$ 1,066,512	\$ 2,749,000	\$ 3,241,000
Environmental Conservation Projects				
Improvements and restoration to natural resources in parks, preserves, and management areas.				
Fund	FY20 Actual	FY21 Actual	FY22 Revised Budget	FY23 Budget
Capital Projects	\$ 408,526	\$ 239,730	\$ 1,824,000	\$ 2,924,000
Program Total	\$ 408,526	\$ 239,730	\$ 1,824,000	\$ 2,924,000
Environmental Services				
Management, operation, and maintenance of the countywide stormwater conveyance system, permitting of docks, dredge and fill activities, removal of derelict vessels, placement and maintenance of aids to navigation in local waters, and coastal management activities.				
Fund	FY20 Actual	FY21 Actual	FY22 Revised Budget	FY23 Budget
General Fund	\$ 0	\$ 50,538	\$ 0	\$ 0
Program Total	\$ 0	\$ 50,538	\$ 0	\$ 0
Extension/Botanical Gardens Projects				
Improvements, renovations, and restoration to the County Extension and Florida Botanical Gardens facilities and grounds.				
Fund	FY20 Actual	FY21 Actual	FY22 Revised Budget	FY23 Budget
Capital Projects	\$ 146,665	\$ 0	\$ 0	\$ 0
Program Total	\$ 146,665	\$ 0	\$ 0	\$ 0
Flood Control Projects				
Projects to address flooding issues in Pinellas County.				
Fund	FY20 Actual	FY21 Actual	FY22 Revised Budget	FY23 Budget
American Rescue Plan Act	\$ 0	\$ 0	\$ 1,546,000	\$ 3,704,000
Capital Projects	4,568,717	1,205,473	8,230,500	13,600,000
Program Total	\$ 4,568,717	\$ 1,205,473	\$ 9,776,500	\$ 17,304,000

Governmental Capital Projects by Program

Actual expenditures and budgets include only capital improvement projects

Industry Development				
Design, construction, and renovation of the Young-Rainey Science, Technology and Research (STAR) Center. The STAR Center aims to attract, develop, and retain high-technology employers.				
Fund	FY20 Actual	FY21 Actual	FY22 Revised Budget	FY23 Budget
STAR Center Fund	\$ 390,374	\$ 987,827	\$ 3,409,000	\$ 3,528,000
Program Total	\$ 390,374	\$ 987,827	\$ 3,409,000	\$ 3,528,000
Intersection Improvements Projects				
Improvements or reconstruction of county maintained intersections.				
Fund	FY20 Actual	FY21 Actual	FY22 Revised Budget	FY23 Budget
Capital Projects	\$ 7,315,492	\$ 4,899,462	\$ 7,300,400	\$ 3,760,000
Program Total	\$ 7,315,492	\$ 4,899,462	\$ 7,300,400	\$ 3,760,000
Judicial Facilities Projects				
Design, construction, renovation, and restoration of facilities used by, and in support of, the Circuit and County Courts.				
Fund	FY20 Actual	FY21 Actual	FY22 Revised Budget	FY23 Budget
Capital Projects	\$ 10,506,950	\$ 25,395,903	\$ 29,438,000	\$ 7,000,000
Program Total	\$ 10,506,950	\$ 25,395,903	\$ 29,438,000	\$ 7,000,000
Leasing				
County leasing and licensing of real property owned by others.				
Fund	FY20 Actual	FY21 Actual	FY22 Revised Budget	FY23 Budget
General Fund	\$ 0	\$ 3,966	\$ 0	\$ 0
Program Total	\$ 0	\$ 3,966	\$ 0	\$ 0
Local Streets/Collector Projects				
Improvements or reconstruction of county maintained local and collector roads.				
Fund	FY20 Actual	FY21 Actual	FY22 Revised Budget	FY23 Budget
American Rescue Plan Act	\$ 0	\$ 0	\$ 1,800,000	\$ 0
Capital Projects	2,491,054	2,145,666	4,376,200	4,714,000
Program Total	\$ 2,491,054	\$ 2,145,666	\$ 6,176,200	\$ 4,714,000
MSTU Paving Projects				
Improve paving of local roads and associated drainage in unincorporated areas of the County.				
Fund	FY20 Actual	FY21 Actual	FY22 Revised Budget	FY23 Budget
Capital Projects	\$ 609,083	\$ 954,769	\$ 2,338,000	\$ 1,665,000
Program Total	\$ 609,083	\$ 954,769	\$ 2,338,000	\$ 1,665,000
Other County Building Projects				
Design, construction, renovation, and restoration of facilities managed by County departments.				
Fund	FY20 Actual	FY21 Actual	FY22 Revised Budget	FY23 Budget
American Rescue Plan Act	\$ 0	\$ 0	\$ 750,000	\$ 1,437,000
Capital Projects	1,049,980	1,140,494	22,756,300	29,381,000
Program Total	\$ 1,049,980	\$ 1,140,494	\$ 23,506,300	\$ 30,818,000

Governmental Capital Projects by Program

Actual expenditures and budgets include only capital improvement projects

Other Public Safety Projects				
Design, construction, renovation, and restoration of facilities used by, and in support of, first responder and law enforcement operations.				
Fund	FY20 Actual	FY21 Actual	FY22 Revised Budget	FY23 Budget
American Rescue Plan Act	\$ 0	\$ 0	\$ 750,000	\$ 4,850,000
Capital Projects	4,766,013	8,137,744	18,852,000	12,835,000
Program Total	\$ 4,766,013	\$ 8,137,744	\$ 19,602,000	\$ 17,685,000
Penny-Econ Dev&Housing (8.3%)				
The 8.3% countywide investment of "Economic Development Capital Projects and Housing" per the Interlocal Agreement with the municipalities for the distribution of Infrastructure Sales Surtax (Penny for Pinellas).				
Fund	FY20 Actual	FY21 Actual	FY22 Revised Budget	FY23 Budget
Capital Projects	\$ 4,646	\$ 1,032,897	\$ 39,156,400	\$ 41,856,000
Program Total	\$ 4,646	\$ 1,032,897	\$ 39,156,400	\$ 41,856,000
Penny-Jail & Courts Facil (3%)				
The 3% countywide investment of "Jail and Courts Facilities" per the Interlocal Agreement with the municipalities for the distribution of Infrastructure Sales Surtax (Penny for Pinellas).				
Fund	FY20 Actual	FY21 Actual	FY22 Revised Budget	FY23 Budget
Capital Projects	\$ 708,427	\$ 2,293,855	\$ 8,781,000	\$ 7,050,000
Program Total	\$ 708,427	\$ 2,293,855	\$ 8,781,000	\$ 7,050,000
Pinellas County Health Program				
Preventive and primary care, specialty care, disease case management, hospital care, prescription medication, dental services, and behavioral health services for low income, eligible residents. Assistance with the application for Supplemental Security Income/Social Security Disability Insurance (SSI/SSDI).				
Fund	FY20 Actual	FY21 Actual	FY22 Revised Budget	FY23 Budget
General Fund	\$ 49,324	\$ 65,444	\$ 0	\$ 0
Capital Projects	0	54,084	562,500	258,000
Program Total	\$ 49,324	\$ 119,528	\$ 562,500	\$ 258,000
Pinellas Trail Projects				
Improvements, renovations, and extension of the Fred Marquis Pinellas Trail.				
Fund	FY20 Actual	FY21 Actual	FY22 Revised Budget	FY23 Budget
American Rescue Plan Act	\$ 0	\$ 0	\$ 2,800,000	\$ 300,000
Capital Projects	3,177,542	4,333,155	7,030,000	4,081,000
Program Total	\$ 3,177,542	\$ 4,333,155	\$ 9,830,000	\$ 4,381,000
Railroad Crossing Projects				
Improve railroad crossings in coordination with CSX Railway.				
Fund	FY20 Actual	FY21 Actual	FY22 Revised Budget	FY23 Budget
Capital Projects	\$ 259,594	\$ 343,049	\$ 740,000	\$ 970,000
Program Total	\$ 259,594	\$ 343,049	\$ 740,000	\$ 970,000

Governmental Capital Projects by Program

Actual expenditures and budgets include only capital improvement projects

Reserves Program				
Oversees the management and allocation of the County's financial reserves.				
Fund	FY20 Actual	FY21 Actual	FY22 Revised Budget	FY23 Budget
Capital Projects	\$ 0	\$ 0	\$ 106,821,880	\$ 115,581,130
Program Total	\$ 0	\$ 0	\$ 106,821,880	\$ 115,581,130
Road & Street Support Projects				
Improvements or reconstruction of county maintained roadways.				
Fund	FY20 Actual	FY21 Actual	FY22 Revised Budget	FY23 Budget
Capital Projects	\$ 1,538,104	\$ 7,627,681	\$ 13,968,600	\$ 18,272,000
Program Total	\$ 1,538,104	\$ 7,627,681	\$ 13,968,600	\$ 18,272,000
Road Resurfacing & Rehabilitation				
Milling and asphalt resurfacing paving work to improve, rehabilitate and preserve the integrity of the county's roadway system.				
Fund	FY20 Actual	FY21 Actual	FY22 Revised Budget	FY23 Budget
American Rescue Plan Act	\$ 0	\$ 0	\$ 3,227,000	\$ 6,945,000
Capital Projects	12,017,072	14,394,822	11,407,000	16,273,000
Program Total	\$ 12,017,072	\$ 14,394,822	\$ 14,634,000	\$ 23,218,000
Roadway Underdrain Projects				
Construction of underdrains to control groundwater to protect and extend roadway life.				
Fund	FY20 Actual	FY21 Actual	FY22 Revised Budget	FY23 Budget
Capital Projects	\$ 435,399	\$ 693,511	\$ 936,000	\$ 800,000
Program Total	\$ 435,399	\$ 693,511	\$ 936,000	\$ 800,000
Sidewalks Projects				
Sidewalk projects along county maintained areas that benefit pedestrian network routes or walking routes to schools.				
Fund	FY20 Actual	FY21 Actual	FY22 Revised Budget	FY23 Budget
American Rescue Plan Act	\$ 0	\$ 0	\$ 4,550,000	\$ 563,000
Capital Projects	6,966,377	6,729,105	9,421,000	15,219,000
Program Total	\$ 6,966,377	\$ 6,729,105	\$ 13,971,000	\$ 15,782,000
Storm Sewer Rehab Projects				
Replacement or relining of inadequate or deteriorating stormwater pipes and drainage structures to maintain existing systems and address flooding problems.				
Fund	FY20 Actual	FY21 Actual	FY22 Revised Budget	FY23 Budget
American Rescue Plan Act	\$ 0	\$ 0	\$ 240,000	\$ 3,176,000
Capital Projects	5,276,514	5,391,822	9,280,000	9,761,000
Program Total	\$ 5,276,514	\$ 5,391,822	\$ 9,520,000	\$ 12,937,000

Governmental Capital Projects by Program

Actual expenditures and budgets include only capital improvement projects

Surface Water				
Management, operation, and maintenance of the stormwater conveyance system within unincorporated Pinellas County boundaries. Includes planning, monitoring, evaluation, and implementation of best management practices to improve water quality in compliance with the Clean Water Act.				
Fund	FY20 Actual	FY21 Actual	FY22 Revised Budget	FY23 Budget
Surface Water Utility Fund	\$ 2,237,153	\$ 4,763,629	\$ 2,757,400	\$ 2,500,000
Program Total	\$ 2,237,153	\$ 4,763,629	\$ 2,757,400	\$ 2,500,000
Surface Water Quality Projects				
Water quality improvements identified in the Total Maximum Daily Load (TMDL) and watershed planning programs.				
Fund	FY20 Actual	FY21 Actual	FY22 Revised Budget	FY23 Budget
American Rescue Plan Act	\$ 0	\$ 0	\$ 4,721,000	\$ 7,597,000
Capital Projects	12,814,083	2,588,386	3,921,000	2,922,000
Program Total	\$ 12,814,083	\$ 2,588,386	\$ 8,642,000	\$ 10,519,000

Governmental Capital Budget Summary
Expenditures by Program

Program	FY20 Actual	FY21 Actual	FY22 Revised Budget	FY23 Budget
Advanced Traffic Management System	4,740,629	6,621,697	7,267,000	8,865,000
Affordable Housing Land Assembly	775,206	54,280	4,293,000	0
Arterial Roads Projects	16,641,888	5,282,867	7,103,000	9,610,000
Boat Ramp Projects	60,286	46,368	693,000	0
BP Economic Settlement Projects	46,364	2,650	0	0
Bridges-Repair & Improvement	3,367,923	3,876,808	9,914,900	12,807,000
Capital Improvement Program Support	150,454	0	0	0
Capital Outlay Program	29,663,171	0	0	0
Channel Erosion Projects	484,490	121,047	2,840,500	3,281,000
Coastal Management Projects	96,947	(379,643)	3,608,000	9,776,000
Community Vitality & Improvement	70,526	472,896	245,500	32,000
Countywide Parks Projects	4,186,260	6,771,482	32,796,000	27,061,000
Detention/Correction Projects	1,249,353	751,493	3,144,000	0
Economic Development Authority	0	162,552	162,000	1,139,000
Emergency & Disaster Projects	179,951	1,066,512	2,749,000	3,241,000
Environmental Conservation Projects	408,526	239,730	1,824,000	2,924,000
Environmental Services	0	50,538	0	0
Extension/Botanical Gardens Projects	146,665	0	0	0
Flood Control Projects	4,568,717	1,205,473	9,776,500	17,304,000
Industry Development	399,237	987,827	3,409,000	3,528,000
Intersection Improvements Projects	7,315,492	4,899,462	7,300,400	3,760,000
Judicial Facilities Projects	10,506,950	25,395,903	29,438,000	7,000,000
Leasing	0	3,966	0	0
Local Streets/Collector Projects	2,491,054	2,145,666	6,176,200	4,714,000
MSTU Paving Projects	609,083	954,769	2,338,000	1,665,000
Other County Building Projects	1,049,980	1,140,494	23,506,300	30,818,000
Other Public Safety Projects	4,766,013	8,137,744	19,602,000	17,685,000
Penny-Econ Dev&Housing (8.3%)	4,646	1,032,897	39,156,400	41,856,000
Penny-Jail & Courts Facil (3%)	708,427	2,293,855	8,781,000	7,050,000
Pinellas County Health Prog	49,324	119,528	562,500	258,000
Pinellas Trail Projects	3,177,542	4,333,155	9,830,000	4,381,000
Railroad Crossing Projects	259,594	343,049	740,000	970,000
Reserves Program	0	0	106,821,880	115,581,130
Road & Street Support Projects	1,538,104	7,627,681	13,968,600	18,272,000
Road Resurfacing & Rehabilitation	12,017,072	14,394,822	14,634,000	23,218,000
Roadway Underdrain Projects	435,399	693,511	936,000	800,000
Sidewalks Projects	6,966,377	6,729,105	13,971,000	15,782,000
Storm Sewer Rehab Projects	5,276,514	5,391,822	9,520,000	12,937,000
Surface Water	2,237,153	4,763,629	2,757,400	2,500,000
Surface Water Quality Projects	12,814,083	2,588,386	8,642,000	10,519,000
Program Total	139,459,400	120,324,021	408,507,080	419,334,130

Governmental Capital Budget Summary
Expenditures by Fund

Fund	FY20 Actual	FY21 Actual	FY22 Revised Budget	FY23 Budget
General Fund	199,778	120,747	0	0
Community Developmnt Grnt	70,526	472,896	245,500	32,000
STAR Center Fund	390,374	1,150,379	3,571,000	3,752,000
Tourist Development Tax Fund	29,663,171	0	0	0
American Rescue Plan Act	0	0	37,706,000	36,769,000
Surface Water Utility Fund	2,237,153	4,763,629	2,757,400	2,500,000
Capital Projects	106,898,398	113,817,169	364,227,180	376,281,130
Program Total	139,459,400	120,324,820	408,507,080	419,334,130



Enterprise Capital Projects by Program

Actual expenditures and budgets include only capital improvement projects

Airport Capital Projects Program				
Funding for capital improvement projects associated with the Airport infrastructure.				
Fund	FY20 Actual	FY21 Actual	FY22 Revised Budget	FY23 Budget
Airport Revenue & Operating	\$ 21,961,453	\$ 9,814,356	\$ 11,130,200	\$ 22,968,000
Program Total	\$ 21,961,453	\$ 9,814,356	\$ 11,130,200	\$ 22,968,000
Aviation Services				
All facets of day-to-day aviation activities such as passenger enplanements and deplanements, concessionaire revenue, and noise abatement.				
Fund	FY20 Actual	FY21 Actual	FY22 Revised Budget	FY23 Budget
Airport Revenue & Operating	\$ 16,000	\$ (1,333)	\$ 0	\$ 0
Program Total	\$ 16,000	\$ (1,333)	\$ 0	\$ 0
Recycling & Education Programs				
Education and outreach for the Household Electronics and Chemical Collection Center (HEC3), mobile collections, various recycling programs, small quantity generator inspections, and reef construction.				
Fund	FY20 Actual	FY21 Actual	FY22 Revised Budget	FY23 Budget
Solid Waste Renewal & Replacement	\$ 3,264,118	\$ 151,079	\$ 1,045,000	\$ 680,000
Program Total	\$ 3,264,118	\$ 151,079	\$ 1,045,000	\$ 680,000
Reserves Program				
Oversees the management and allocation of the County's financial reserves.				
Fund	FY20 Actual	FY21 Actual	FY22 Revised Budget	FY23 Budget
Solid Waste Renewal & Replacement	\$ 0	\$ 0	\$ 113,825,250	\$ 130,236,470
Water Renewal & Replacement	0	0	62,489,160	70,597,670
Water Impact Fees Fund	0	0	677,670	0
Sewer Renewal & Replacement	0	0	7,504,430	6,213,370
Program Total	\$ 0	\$ 0	\$ 184,496,510	\$ 207,047,510
Sewer				
Treatment, disposal, or reuse of wastewater in an environmentally responsible manner in compliance with the Clean Water Act and Florida Administrative Code.				
Fund	FY20 Actual	FY21 Actual	FY22 Revised Budget	FY23 Budget
American Rescue Plan Act	\$ 0	\$ 0	\$ 0	\$ 3,800,000
Sewer Revenue & Operating	419,478	229,915	0	0
Sewer Renewal & Replacement	32,524,550	36,515,686	68,323,100	68,720,000
Program Total	\$ 32,944,028	\$ 36,745,601	\$ 68,323,100	\$ 72,520,000
Site Operational Programs				
Management of solid waste collection and disposal operations, facilities, and contracts, in compliance with application permits and regulations.				
Fund	FY20 Actual	FY21 Actual	FY22 Revised Budget	FY23 Budget
Solid Waste Revenue & Operating	\$ 6,867,869	\$ 4,583,745	\$ 0	\$ 0
Solid Waste Renewal & Replacement	8,115,233	16,143,925	20,994,000	25,101,000
Program Total	\$ 14,983,102	\$ 20,727,670	\$ 20,994,000	\$ 25,101,000

Enterprise Capital Projects by Program

Actual expenditures and budgets include only capital improvement projects

Water				
Delivery of drinking water to retail and wholesale accounts in compliance with the Safe Drinking Water Act and Florida Administrative Code				
Fund	FY20 Actual	FY21 Actual	FY22 Revised Budget	FY23 Budget
American Rescue Plan Act	\$ 0	\$ 0	\$ 1,000,000	\$ 960,000
Water Revenue & Operating	13,673	3,251	0	0
Water Renewal & Replacement	11,957,240	11,803,051	27,863,100	48,954,000
Program Total	\$ 11,970,913	\$ 11,806,302	\$ 28,863,100	\$ 49,914,000

Enterprise Capital Budget Summary
Expenditures by Program

Program	FY20 Actual	FY21 Actual	FY22 Revised Budget	FY23 Budget
Airport Capital Projects Program	21,961,453	9,814,356	11,130,200	22,968,000
Aviation Services	16,000	(1,333)	0	0
Recycling & Education Programs	3,264,118	151,079	1,045,000	680,000
Reserves Program	0	0	184,496,510	207,047,510
Sewer	32,944,028	36,745,601	68,323,100	72,520,000
Site Operational Programs	14,983,102	20,727,670	20,994,000	25,101,000
Water	11,970,913	11,806,302	28,863,100	49,914,000
Program Total	85,139,614	79,243,675	314,851,910	378,230,510

Enterprise Capital Budget Summary
Expenditures by Fund

Fund	FY20 Actual	FY21 Actual	FY22 Revised Budget	FY23 Budget
American Rescue Plan Act	0	0	1,000,000	4,760,000
Airport Rev & Op	21,977,453	9,813,023	11,130,200	22,968,000
Solid Waste Rev & Op	6,867,869	4,583,745	0	0
Solid Waste Renew&Replace	11,379,351	16,295,004	135,864,250	156,017,470
Water Revenue & Operating	13,673	3,251	0	0
Water Renewal&Replacement	11,957,240	11,803,051	90,352,260	119,551,670
Water Impact Fees Fund	0	0	677,670	0
Sewer Revenue & Operating	419,478	229,915	0	0
Sewer Renewal&Replacement	32,524,550	36,515,686	75,827,530	74,933,370
Program Total	85,139,614	79,243,675	314,851,910	378,230,510



**Governmental Capital Improvement Program
Budget Report by Function and Program**

Function / Program / Project	Current Year Estimate	FY2023	FY2024	FY2025	FY2026	FY2027	FY2028	FY22 - FY28
FUNCTION: Culture and Recreation								
1331 Community Vitality & Improvement								
003505H Lealman Community Campus Courtyard Improvements	\$ 75,000	\$ 32,000	\$ 0	\$ 0	\$ 0	\$ 0	\$ 0	\$ 107,000
003505I Lealman Community Indoor Court Replacement	148,000	0	0	0	0	0	0	148,000
1331 Community Vitality & Improvement Total	223,000	32,000	0	0	0	0	0	255,000
3002 Boat Ramp Projects								
000050A Sutherland Bayou Boat Ramp Driveway Improvements	693,000	0	0	0	0	0	0	693,000
3002 Boat Ramp Projects Total	693,000	0	0	0	0	0	0	693,000
3003 Countywide Parks Projects								
000043A Taylor Park Shoreline Restoration	0	0	20,000	235,000	0	0	0	255,000
000064A Wall Springs Coastal Add III, IV Development	0	0	300,000	1,000,000	1,000,000	0	0	2,300,000
000341A CW Park Utility Infrastructure	988,000	1,700,000	1,700,000	1,200,000	1,200,000	1,200,000	1,200,000	9,188,000
000929A Ft De Soto Bay Pier Replacement	2,100,000	3,485,000	0	0	0	0	0	5,585,000
002033A Turner Bungalow	309,000	0	0	0	0	0	0	309,000
002168A Environmental Lands Acquisition	1,500,000	1,500,000	1,500,000	1,500,000	1,500,000	1,500,000	1,500,000	10,500,000
002169A Heritage Village Improvements	0	850,000	650,000	0	0	0	0	1,500,000
002170A Taylor Homestead	200,000	600,000	0	0	0	0	0	800,000
002201A Raymond H. Neri Park Phase 1	936,000	2,050,000	4,200,000	0	0	0	0	7,186,000
002998A High Point Community Park	220,000	1,300,000	2,660,000	0	0	0	0	4,180,000
003505H Lealman Community Campus Courtyard Improvements	300,000	0	0	0	0	0	0	300,000
003772A Renovation and Replacement of Park Structures	1,500,000	1,800,000	3,095,000	3,095,000	3,095,000	3,000,000	3,000,000	18,585,000
004093A Countywide Park Roads and Parking Paving Areas	1,130,000	3,000,000	2,000,000	2,000,000	2,000,000	2,000,000	2,000,000	14,130,000
004100A Government Facilities Remodel and Renovation	345,000	220,000	0	0	0	0	0	565,000
004171A Park Playground Replacement- ADA/Inclusive	360,000	1,320,000	1,580,000	1,600,000	0	0	400,000	5,260,000
004172A Countywide Boardwalk and Trails	200,000	345,000	1,000,000	1,000,000	1,000,000	1,000,000	1,000,000	5,545,000
004174A Education Center Display Replacement at Nature Preserves	200,000	950,000	832,000	0	0	0	0	1,982,000
004178B Philippe Park Living Shoreline Project	125,000	284,000	0	0	0	0	0	409,000
004451A Sand Key Park Paving	200,000	0	0	0	0	0	0	200,000
004452A Brooker Creek Boardwalk Rehab	250,000	2,000,000	779,000	0	0	0	0	3,029,000

**Governmental Capital Improvement Program
Budget Report by Function and Program**

Function / Program / Project	Current Year Estimate	FY2023	FY2024	FY2025	FY2026	FY2027	FY2028	FY22 - FY28
004556A Seminole Recreation Facilities in Unincorporated Area	0	250,000	5,500,000	5,000,000	4,000,000	4,000,000	0	18,750,000
004557A Palm Harbor Recreation Center	0	1,000,000	5,000,000	5,000,000	0	0	0	11,000,000
004558A Tierra Verde Recreation Center	200,000	1,200,000	1,000,000	0	0	0	0	2,400,000
004559A East Lake Library Expansion Phase II	0	0	0	0	500,000	2,000,000	2,000,000	4,500,000
004560A Ft. De Soto Visitor Center	0	0	100,000	150,000	2,200,000	0	0	2,450,000
004561A Heritage Village Storage Facility	0	170,000	170,000	2,400,000	0	0	0	2,740,000
006024A Rehabilitation of 119th St Overflow Area-North Garden in Ridgecrest	400,000	500,000	80,000	2,010,000	2,010,000	0	0	5,000,000
006025A Dansville Community Park	594,000	637,000	364,000	2,287,000	1,831,000	0	0	5,713,000
006031A Lake Seminole Park Trail Extension	300,000	1,900,000	0	0	0	0	0	2,200,000
3003 Countywide Parks Projects Total	12,357,000	27,061,000	32,530,000	28,477,000	20,336,000	14,700,000	11,100,000	146,561,000
Culture and Recreation Total	13,273,000	27,093,000	32,530,000	28,477,000	20,336,000	14,700,000	11,100,000	147,509,000
FUNCTION: Economic Environment								
1904 Economic Development Authority								
003744A STAR Center Roof Overlayment Bldg 100 Area 29&30	22,000	0	0	0	0	0	0	22,000
003779A STAR Center Bldg 100 Roof Recoat Area 1,25,36	60,000	0	0	0	0	0	0	60,000
004943A STAR Center Roof Recoat 14,15,16,32,40	0	0	0	0	0	205,000	0	205,000
004944A STAR Center Roof Recoat 11,12,31,32,33	0	0	0	0	186,000	0	0	186,000
004945A STAR Center Roof Recoat 10 West, 21	0	0	0	130,000	0	0	0	130,000
004946A STAR Center Roof Recoat 10 East, 27	0	0	84,000	0	0	0	0	84,000
004947A STAR Center Roof Recoat Building 100 22,23,24,20,39	70,000	224,000	0	0	0	0	0	294,000
004948A STAR Center Roof Recoat 18,19,34,35,37	0	0	0	0	0	0	160,000	160,000
004949A STAR Center Air Handling Unit 87,169,170 Replacement	0	0	0	0	55,000	393,000	0	448,000
004950A STAR Center AHU 30,110,161,162,171 Replacement	0	0	0	55,000	580,000	0	0	635,000
005583A Toytown Remediation Phase 1	0	915,000	19,085,000	0	0	0	0	20,000,000
1904 Economic Development Authority Total	152,000	1,139,000	19,169,000	185,000	821,000	598,000	160,000	22,224,000
3004 Industry Development								
002148A STAR Roof Building 500	63,000	0	0	0	0	0	0	63,000
004081A STAR Automatic Transfer Switch #6-20 Replacement	18,000	40,000	0	0	0	0	0	58,000
004082A STAR Center Chiller #4 Replacement	0	616,000	391,000	151,000	0	0	0	1,158,000

**Governmental Capital Improvement Program
Budget Report by Function and Program**

Function / Program / Project	Current Year Estimate	FY2023	FY2024	FY2025	FY2026	FY2027	FY2028	FY22 - FY28
004083A STAR Center Fire Alarm Replacement	390,000	260,000	0	0	0	0	0	650,000
004084A STAR Fire Pump #1 Replacement	0	5,000	210,000	0	0	0	0	215,000
004085A STAR Center Switchgear Replacement & TX Tracking 137, 186, 347, 500	466,000	1,292,000	883,000	2,700,000	2,700,000	0	0	8,041,000
004564A STAR Center AHU 138,154, 189 Replacement	158,000	720,000	0	0	0	0	0	878,000
004565A STAR Center AHU 1,3,9 Replacement	45,000	540,000	0	0	0	0	0	585,000
004566A STAR Center AHU 31,104,161,162 Replacement	0	55,000	450,000	0	0	0	0	505,000
004567A STAR Center AHU 14,16,29,78 Replacement	0	0	55,000	445,000	0	0	0	500,000
3004 Industry Development Total	1,140,000	3,528,000	1,989,000	3,296,000	2,700,000	0	0	12,653,000
3039 Penny-Econ Dev&Housing (8.3%)								
004149A Economic Development Capital Projects	8,000,000	17,456,000	10,270,000	10,627,000	10,510,000	10,220,000	10,526,000	77,609,000
004251A Tampa Bay Innovation Center Incubator	9,080,000	6,000,000	0	0	0	0	0	15,080,000
3039 Penny-Econ Dev&Housing (8.3%) Total	17,080,000	23,456,000	10,270,000	10,627,000	10,510,000	10,220,000	10,526,000	92,689,000
Economic Environment Total	18,372,000	28,123,000	31,428,000	14,108,000	14,031,000	10,818,000	10,686,000	127,566,000
FUNCTION: General Government Services								
3005 Judicial Facilities Projects								
001109A County Justice Center Judicial Consolidation	23,200,000	7,000,000	0	0	0	0	0	30,200,000
001109C St. Pete Courts Consolidation	3,000,000	0	0	0	0	0	0	3,000,000
3005 Judicial Facilities Projects Total	26,200,000	7,000,000	0	0	0	0	0	33,200,000
3006 Other County Building Projects								
002153A Fueling System Retrofits	396,000	3,974,000	450,000	0	0	0	0	4,820,000
003505I Lealman Community Indoor Court Replacement	115,000	0	0	0	0	0	0	115,000
003904A North County Service Center Design and Construction	800,000	2,300,000	23,600,000	9,600,000	0	0	0	36,300,000
004100A Government Facilities Remodel and Renovation	4,235,000	4,575,000	5,000,000	3,000,000	2,000,000	5,000,000	5,000,000	28,810,000
004142A Mid County Tax Collector Building Acquisition and Capital Improvement	475,000	475,000	0	0	0	0	0	950,000
004176A Future Facilities	0	15,500,000	0	0	0	0	0	15,500,000
004177A Space Consolidation Projects	0	500,000	500,000	500,000	0	0	0	1,500,000
004992A South County Service Center Replacement/Purchase	10,177,000	0	0	0	0	0	0	10,177,000
006032A Countywide Electric Vehicles Infrastructure Master Plan	100,000	400,000	0	0	0	0	0	500,000
3006 Other County Building Projects Total	16,298,000	27,724,000	29,550,000	13,100,000	2,000,000	5,000,000	5,000,000	98,672,000

**Governmental Capital Improvement Program
Budget Report by Function and Program**

Function / Program / Project	Current Year Estimate	FY2023	FY2024	FY2025	FY2026	FY2027	FY2028	FY22 - FY28
3038 Penny-Jail & Courts Facil (3%)								
002880A Courts and Jail Projects	1,463,000	1,700,000	0	0	0	0	0	3,163,000
3038 Penny-Jail & Courts Facil (3%) Total	1,463,000	1,700,000	0	0	0	0	0	3,163,000
General Government Services Total	43,961,000	36,424,000	29,550,000	13,100,000	2,000,000	5,000,000	5,000,000	135,035,000
FUNCTION: Human Services								
1569 Pinellas County Health Program								
001475E Bayside Clinic Behavioral Health Expansion Phase I	600,000	158,000	0	0	0	0	0	758,000
001475G Bayside Clinic Expansion Phase III	432,000	100,000	0	0	0	0	0	532,000
1569 Pinellas County Health Program Total	1,032,000	258,000	0	0	0	0	0	1,290,000
3006 Other County Building Projects								
004009A Animal Services Renovation and A/C Replacement in Buildings 200,300,400,600	20,000	2,844,000	300,000	0	0	0	0	3,164,000
004562A Animal Services Vet Hospital	0	250,000	2,500,000	0	0	0	0	2,750,000
3006 Other County Building Projects Total	20,000	3,094,000	2,800,000	0	0	0	0	5,914,000
3007 Affordable Housing Land Assembly								
001071A Affordable Housing Land Assembly Program	4,293,000	0	0	0	0	0	0	4,293,000
3007 Affordable Housing Land Assembly Total	4,293,000	0	0	0	0	0	0	4,293,000
3039 Penny-Econ Dev&Housing (8.3%)								
004150A Housing Projects aligned with 8.3% Countywide Investment	10,260,000	18,400,000	10,270,000	10,627,000	10,517,000	10,220,000	10,526,000	80,820,000
3039 Penny-Econ Dev&Housing (8.3%) Total	10,260,000	18,400,000	10,270,000	10,627,000	10,517,000	10,220,000	10,526,000	80,820,000
Human Services Total	15,605,000	21,752,000	13,070,000	10,627,000	10,517,000	10,220,000	10,526,000	92,317,000
FUNCTION: Non-Project Items								
1008 Reserves Program								
001247A Reserves-Fund 3001	0	115,581,130	0	0	0	0	0	115,581,130
1008 Reserves Program Total	0	115,581,130	0	0	0	0	0	115,581,130
Non-Project Items Total	0	115,581,130	0	0	0	0	0	115,581,130
FUNCTION: Physical Environment								
2205 Surface Water								
002625A Surface Water Pipe Lining/Remove & Replace	2,757,000	2,500,000	2,500,000	2,500,000	1,000,000	1,000,000	1,000,000	13,257,000
2205 Surface Water Total	2,757,000	2,500,000	2,500,000	2,500,000	1,000,000	1,000,000	1,000,000	13,257,000
3008 Coastal Management Projects								
000129A Coastal Research/Coordination	110,000	110,000	110,000	110,000	110,000	110,000	0	660,000

**Governmental Capital Improvement Program
Budget Report by Function and Program**

Function / Program / Project	Current Year Estimate	FY2023	FY2024	FY2025	FY2026	FY2027	FY2028	FY22 - FY28
000139A Dune Construction & Walk-overs	100,000	100,000	100,000	100,000	100,000	100,000	0	600,000
000219A Upham Beach Stabilization	5,000	5,000	0	0	0	0	0	10,000
001514A Long Key Upham Nourishment 2018	4,000	0	0	0	0	0	0	4,000
001516A Sand Key Nourishment 2023	100,000	0	800,000	14,000,000	32,000	32,000	32,000	14,996,000
002573A Long Key-Pass a Grille Nourishment 2022	150,000	2,165,000	16,000	16,000	16,000	0	16,000	2,379,000
002574A Treasure Island Nourishment 2022	300,000	5,230,000	26,000	26,000	26,000	0	20,000	5,628,000
004487A Long Key-Upham 2024 Beach Nourishment	150,000	2,166,000	16,000	16,000	0	16,000	0	2,364,000
3008 Coastal Management Projects Total	919,000	9,776,000	1,068,000	14,268,000	284,000	258,000	68,000	26,641,000
3009 Environmental Conservation Projects								
000083A Weedon Island Preserve Salt Marsh Restor	300,000	1,004,000	0	0	0	0	0	1,304,000
001008A 4 Lakes Hammock Public Use Infrastructure	139,000	1,100,000	1,960,000	0	0	0	0	3,199,000
004178A Philippe Park Seawall Replacement	90,000	820,000	0	0	0	0	0	910,000
3009 Environmental Conservation Projects Total	529,000	2,924,000	1,960,000	0	0	0	0	5,413,000
3010 Channel Erosion Projects								
002109A Whitney Road and Wolford Road intersection and Roadway Improvements	0	300,000	299,000	0	0	0	0	599,000
002121C Bee Branch Phase 3 Erosion Control	35,000	781,000	218,000	2,256,000	0	0	0	3,290,000
003894A Mullet Creek Channel B Bank Stabilization	155,000	1,625,000	215,000	0	0	0	0	1,995,000
004135A Starkey Road Channel 5 Bank Stabilization Improvements	320,000	375,000	370,000	220,000	2,000,000	2,000,000	0	5,285,000
005587A Bee Branch Erosion Control - Omaha to Outfall	0	200,000	2,175,000	0	0	0	0	2,375,000
3010 Channel Erosion Projects Total	510,000	3,281,000	3,277,000	2,476,000	2,000,000	2,000,000	0	13,544,000
3012 Flood Control Projects								
002119A Drainage Improvements in Pinebrook Canal between 142nd Avenue and Ulmerton Road	0	216,000	287,000	144,000	2,607,000	1,303,000	0	4,557,000
002123A Roosevelt Creek Channel 5 Improvements	96,000	4,504,000	0	0	0	0	0	4,600,000
002124A Cross Bayou Improvements Phase 1	88,000	1,237,000	518,000	3,864,000	3,218,000	18,000	0	8,943,000
002124B Cross Bayou Improvements Phase 2	130,000	1,458,000	221,000	166,000	185,000	3,010,000	4,010,000	9,180,000
002228A Taylor Lake Seawall Replacement	30,000	2,525,000	500,000	0	0	0	0	3,055,000
003800A Flood Prevention Program	435,000	1,238,000	250,000	250,000	250,000	250,000	250,000	2,923,000
003895A Chenango Ave - Sedeeva Street Drainage Improvements	32,000	150,000	1,100,000	0	0	0	0	1,282,000
003896A Crystal Beach Drainage Improvements	220,000	747,000	389,000	514,000	3,276,000	1,638,000	0	6,784,000
004116A Joe's Creek Greenway Trail and Stormwater Management	460,000	696,000	3,539,000	13,757,000	22,394,000	10,469,000	0	51,315,000
004117A McKay Creek Watershed-wide Flood Reduction Projects	362,000	229,000	217,000	607,000	426,000	4,115,000	3,000,000	8,956,000

**Governmental Capital Improvement Program
Budget Report by Function and Program**

Function / Program / Project	Current Year Estimate	FY2023	FY2024	FY2025	FY2026	FY2027	FY2028	FY22 - FY28
004119A Starkey Road Channel 8 Drainage Improvements through Green Meadows and Twin Oaks	0	182,000	165,000	243,000	121,000	1,342,000	700,000	2,753,000
004121A Curlew Creek (Channel A Oro Dr to Wilshire Dr) and Smith Bayou (Lower Bee Branch Channel Restoration near Tampa Rd) Stormwater Conveyance Improvements	130,000	403,000	313,000	699,000	663,000	526,000	4,318,000	7,052,000
004134A McKay Creek Operable Lake Controls and SCADA	5,000	183,000	360,000	404,000	1,522,000	2,283,000	0	4,757,000
005120A RESTORE SEP 16-3 Land Acquisition for Floodplain Restoration and Resiliency	0	3,021,000	0	0	0	0	0	3,021,000
005541A Stevensons Creek Channel Reconstruction	0	296,000	394,000	2,850,000	1,327,000	0	0	4,867,000
005542A Spring Branch Floodplain Preservation and Habitat Improvement Area	0	219,000	487,000	243,000	4,598,000	2,300,000	0	7,847,000
3012 Flood Control Projects Total	1,988,000	17,304,000	8,740,000	23,741,000	40,587,000	27,254,000	12,278,000	131,892,000
3013 Storm Sewer Rehab Projects								
001177B Lakeshore Estates Phase 2 Roadway and Drainage Improvements	730,000	334,000	0	0	0	0	0	1,064,000
001328A Cross Bayou Estates Drainage Phase 1	237,000	237,000	822,000	1,634,000	0	0	0	2,930,000
001328B Cross Bayou Estates Drainage Phase 2	39,000	395,000	461,000	2,030,000	0	0	0	2,925,000
001333A N. Highland Ave Road & Drainage Improvements Phase I	360,000	566,000	15,000	0	0	0	0	941,000
001638A Granger Drive Drainage Improvements	8,000	0	0	0	0	0	0	8,000
002064A Storm Sewer Pipeline Rehabilitation and CIPP	2,084,000	2,005,000	975,000	975,000	975,000	975,000	750,000	8,739,000
002109A Whitney Road and Wolford Road intersection and Roadway Improvements	0	400,000	335,000	0	0	0	0	735,000
002115A Cherokee Drive (48th Avenue N) from 113th Street North to 112th Street North Drainage Improvements	41,000	138,000	790,000	1,184,000	395,000	0	0	2,548,000
002434A South Myrtle Avenue Drainage Improvements from Clearwater Largo Road to Belleair Road	75,000	2,702,000	213,000	0	0	0	0	2,990,000
003897A Anclote Road Stormwater and Roadway Improvements	590,000	564,000	880,000	520,000	2,265,000	2,265,000	189,000	7,273,000
003898A Lakeview and Keene Rd Drainage Improvements	392,000	418,000	1,202,000	601,000	0	0	0	2,613,000
003899A 98th Way - 100th Way Drainage Improvements	496,000	200,000	300,000	2,810,000	0	0	0	3,806,000
004207A Stormwater Infrastructure Program PIV	2,821,000	3,971,000	1,869,000	1,200,000	1,200,000	1,200,000	1,200,000	13,461,000
004518A Lofty Pines Sewer ILA with City of Dunedin Pass Thru Grant FDEP	500,000	0	0	0	0	0	0	500,000
005585A Sutherland Area Drainage Improvements	0	518,000	2,765,000	780,000	0	0	0	4,063,000

**Governmental Capital Improvement Program
Budget Report by Function and Program**

Function / Program / Project	Current Year Estimate	FY2023	FY2024	FY2025	FY2026	FY2027	FY2028	FY22 - FY28
006028A Lealman Drainage Improvements	0	489,000	0	0	0	0	0	489,000
3013 Storm Sewer Rehab Projects Total	8,373,000	12,937,000	10,627,000	11,734,000	4,835,000	4,440,000	2,139,000	55,085,000
3014 Surface Water Quality Projects								
000157A Lake Seminole Sediment Removal	1,091,000	835,000	0	0	0	0	0	1,926,000
003001C Lealman Regional Stormwater Facility	146,000	5,629,000	480,000	240,000	2,991,000	0	0	9,486,000
003130A Roosevelt Creek Stormwater Facility Improvements	108,000	0	0	0	0	0	0	108,000
003435A Baypointe Stormwater Conservation Area	271,000	388,000	2,841,000	3,500,000	0	0	0	7,000,000
003900A Stormwater Starkey Facility M10 Modification	150,000	2,298,000	322,000	0	0	0	0	2,770,000
004126A Regional Stormwater Facilities	0	252,000	252,000	252,000	849,000	1,698,000	0	3,303,000
004243A Palm Harbor Regional Stormwater Facility Improvements	0	605,000	1,600,000	2,550,000	0	0	0	4,755,000
004256A Interlocal Agreement between Pinellas County and Tampa Bay Estuary Program for FY2018-2023 Tampa Bay Environmental Restoration Fund	45,000	45,000	0	0	0	0	0	90,000
004296A Stormwater Quality Program PIV	455,000	290,000	641,000	300,000	300,000	300,000	300,000	2,586,000
005586A Pinellas Trail Green Infrastructure at Wall Springs Park	0	177,000	591,000	0	0	0	0	768,000
3014 Surface Water Quality Projects Total	2,266,000	10,519,000	6,727,000	6,842,000	4,140,000	1,998,000	300,000	32,792,000
Physical Environment Total	17,342,000	59,241,000	34,899,000	61,561,000	52,846,000	36,950,000	15,785,000	278,624,000
FUNCTION: Public Safety								
3017 Detention/Correction Projects								
000895A Jail Campus Infrastructure Upgrade	930,000	0	0	0	0	0	0	930,000
002590A Detention Perimeter Gates Replacement	500,000	0	0	0	0	0	0	500,000
003509A Jail Perimeter Road Modification into ditch behind F-Wing	964,000	0	0	0	0	0	0	964,000
3017 Detention/Correction Projects Total	2,394,000	0	0	0	0	0	0	2,394,000
3018 Emergency & Disaster Projects								
000855H Emergency Shelter- Lealman Community Center	23,000	0	0	0	0	0	0	23,000
004180A Emergency Sheltering (including special needs shelters)	2,569,000	3,241,000	600,000	0	0	0	0	6,410,000
004582A Pod and Sat Runner Units	245,000	0	0	0	0	0	0	245,000
3018 Emergency & Disaster Projects Total	2,837,000	3,241,000	600,000	0	0	0	0	6,678,000
3019 Other Public Safety Projects								
000007B Public Safety Campus Repairs and Upgrade	1,000,000	0	0	0	0	0	0	1,000,000
002996A Redington Beach Rescue Station	1,287,000	3,500,000	0	0	0	0	0	4,787,000

**Governmental Capital Improvement Program
Budget Report by Function and Program**

Function / Program / Project	Current Year Estimate	FY2023	FY2024	FY2025	FY2026	FY2027	FY2028	FY22 - FY28
003901A Radio Equipment Shelter Replacement at multiple sites	3,600,000	288,000	0	0	0	0	0	3,888,000
004100A Government Facilities Remodel and Renovation	445,000	1,320,000	0	0	0	0	0	1,765,000
004185A Palm Harbor Fire Station 68	1,635,000	3,800,000	0	0	0	0	0	5,435,000
004186A Lealman Fire Station 19	2,072,000	787,000	0	0	0	0	0	2,859,000
004968A Public Safety Radio Compliance-Mutual Aid	700,000	168,000	0	0	0	0	0	868,000
004969A Public Safety Radio Sustainment-Hospital Microwave	1,552,000	0	0	0	0	0	0	1,552,000
004970A Public Safety Radio Sustainment-North Zone & Astro Site Repeater (ASR)	0	2,172,000	0	0	0	0	0	2,172,000
005543A Pinellas Suncoast Fire Rescue (PSFR) Ladder Truck 28	0	1,300,000	0	0	0	0	0	1,300,000
005544A Pinellas Suncoast Fire Station 28 Mainland	0	3,000,000	0	0	0	0	0	3,000,000
006034A Fire Training Facility Enhancements	750,000	750,000	0	0	0	0	0	1,500,000
006035A Squad 65 Emergency Rescue Vehicle (Palm Harbor)	0	600,000	0	0	0	0	0	600,000
3019 Other Public Safety Projects Total	13,041,000	17,685,000	0	0	0	0	0	30,726,000
3038 Penny-Jail & Courts Facil (3%)								
002880A Courts and Jail Projects	4,218,000	3,320,000	6,097,000	6,097,000	2,000,000	4,600,000	7,600,000	33,932,000
004179A New Jail Security Entry Center (SEC)	680,000	500,000	6,500,000	7,200,000	0	0	0	14,880,000
004234A Jail F-Wing Cell Door Renovation	1,625,000	1,530,000	200,000	0	0	0	0	3,355,000
3038 Penny-Jail & Courts Facil (3%) Total	6,523,000	5,350,000	12,797,000	13,297,000	2,000,000	4,600,000	7,600,000	52,167,000
Public Safety Total	24,795,000	26,276,000	13,397,000	13,297,000	2,000,000	4,600,000	7,600,000	91,965,000
FUNCTION: Transportation								
3020 Arterial Roads Projects								
000087A 22nd Ave S - 58th St S to 34th St S Roadway Improvement	263,000	1,540,000	1,500,000	0	0	0	0	3,303,000
000097A 62nd Avenue N Roadway Improvement from 34th Street N to 49th Street N	300,000	1,160,000	1,600,000	2,250,000	6,025,000	5,800,000	0	17,135,000
002063A Starkey Road road reconstruction & widening from Flamevine to Bryan Dairy Road	300,000	3,616,000	9,150,000	8,968,000	0	0	0	22,034,000
002105A Starkey Road roadway improvement from Bryan Dairy Road to Ulmerton Road	50,000	1,150,000	350,000	350,000	50,000	50,000	6,750,000	8,750,000
002110A Forest Lakes Blvd Pavement Rehabilitation - Phase II	20,000	0	0	0	0	0	0	20,000
003877A Sunset Pt Rd from Kings Hwy to Keene Rd Roadway Improvements	130,000	500,000	500,000	5,525,000	5,525,000	0	0	12,180,000

**Governmental Capital Improvement Program
Budget Report by Function and Program**

Function / Program / Project	Current Year Estimate	FY2023	FY2024	FY2025	FY2026	FY2027	FY2028	FY22 - FY28
003879A East Lake Rd (CR 611) from S of Curlew Road to N of Trinity Blvd. (CR 966)	600,000	700,000	300,000	3,500,000	3,500,000	7,000,000	17,000,000	32,600,000
003880A 102nd Ave from 137th St to 113th St Roadway Improvements	150,000	375,000	1,750,000	2,250,000	0	0	0	4,525,000
003880B 102nd Ave 113th to 125th St St Roadway Improvements Phase 2	50,000	300,000	250,000	1,750,000	3,750,000	0	0	6,100,000
004540A West Bay Complete Streets project from the Belleair Bridge to Clearwater-Largo Road	300,000	269,000	1,500,000	2,800,000	750,000	0	0	5,619,000
3020 Arterial Roads Projects Total	2,163,000	9,610,000	16,900,000	27,393,000	19,600,000	12,850,000	23,750,000	112,266,000
3021 Intersection Improvements Projects								
000195A Traffic Safety Improvements	1,000,000	500,000	0	0	0	0	0	1,500,000
000958A 49th St N @ 38th Ave N and 30th Ave N, 58th St N @ 38th Ave N ADA Ramps Upgrade, Sidewalk, and Intersection Improvements	1,055,000	0	0	0	0	0	0	1,055,000
001020A N.E. Coachman Road at Old Coachman Road Intersection Improvements	24,000	0	0	0	0	0	0	24,000
001023A 131st Street N at 82nd Avenue N and 86th Avenue N Intersection Improvements	2,000,000	100,000	0	0	0	0	0	2,100,000
002540A Belcher Road at Gulf to Bay Boulevard PD&E Study Re-Evaluation	100,000	900,000	2,000,000	800,000	5,050,000	5,000,000	5,000,000	18,850,000
003898A Lakeview and Keene Rd Drainage Improvements	0	35,000	600,000	282,000	0	0	0	917,000
004152A Intersection Program PIV	45,000	1,665,000	3,762,000	2,101,000	1,500,000	1,500,000	1,500,000	12,073,000
004607A Grand Canal Dredging in Tierra Verde	2,497,000	0	0	0	0	0	0	2,497,000
005125A Traffic Safety Improvements PIV	0	250,000	250,000	250,000	250,000	250,000	250,000	1,500,000
005208A Keystone Road and Eastlake Road Emergency Access Improvements	15,000	75,000	1,100,000	0	0	0	0	1,190,000
005209A Ridgemoor Blvd Access Management Safety Improvements from East Lake Rd to Pine Ridge Blvd	0	15,000	75,000	1,100,000	0	0	0	1,190,000
005538A Bay Pines Blvd & 95th St N Intersection Improvements	0	20,000	0	300,000	600,000	600,000	0	1,520,000
005539A 49th St at 46th Ave N Intersection Improvements	0	200,000	525,000	900,000	300,000	0	0	1,925,000
3021 Intersection Improvements Projects Total	6,736,000	3,760,000	8,312,000	5,733,000	7,700,000	7,350,000	6,750,000	46,341,000
3022 Local Streets/Collector Projects								
002109A Whitney Road and Wolford Road intersection and Roadway Improvements	47,000	2,240,000	2,155,000	0	0	0	0	4,442,000
002131A 46th Ave N from 49th St N. (CR 611) to 38th St N. Roadway Improvements	272,000	200,000	520,000	2,803,000	1,265,000	0	0	5,060,000

**Governmental Capital Improvement Program
Budget Report by Function and Program**

Function / Program / Project	Current Year Estimate	FY2023	FY2024	FY2025	FY2026	FY2027	FY2028	FY22 - FY28
002180A 62nd Ave. N. from 49th St. N. to 66th St. N.- Facilities Enhancements	100,000	250,000	400,000	150,000	3,300,000	2,000,000	2,000,000	8,200,000
002925A 126th Avenue N Improvements from 34th Street N to US Hwy 19	250,000	100,000	11,000,000	10,500,000	5,500,000	6,000,000	6,000,000	39,350,000
003862A Belleair Rd Roadway Improvements from US Hwy 19 to Keene Rd	0	200,000	800,000	500,000	4,750,000	4,750,000	4,700,000	15,700,000
003882A 54th Ave. N. Roadway Improvements from 49th St. N. to 34th St. N.	650,000	500,000	2,000,000	2,500,000	0	0	0	5,650,000
003884A Highland Ave (CR 375) from Belleair Rd (CR 464) to E. Bay Dr (CR 686) Roadway Improvements	200,000	125,000	375,000	250,000	1,500,000	0	0	2,450,000
003914A Forest Lakes Blvd Phase III - From Tampa Rd. to SR 580	510,000	680,000	1,396,000	1,030,000	3,048,000	3,048,000	0	9,712,000
004182A Nebraska Ave Roadway Improvement from Alt US 19 to West Lake Blvd	171,000	419,000	850,000	3,500,000	1,150,000	0	0	6,090,000
3022 Local Streets/Collector Projects Total	2,200,000	4,714,000	19,496,000	21,233,000	20,513,000	15,798,000	12,700,000	96,654,000
3023 Pinellas Trail Projects								
000967A Pinellas Trail Loop North Segment	5,339,000	850,000	0	0	0	0	0	6,189,000
000967C Pinellas Trail North Gap - Tampa Rd to E Lake Rd S - Bridge over Lake Tarpon Outfall Canal (LTOC)	120,000	1,830,000	1,030,000	0	0	0	0	2,980,000
003682A Trail Projects	0	0	0	0	0	0	1,000,000	1,000,000
003883A Pinellas Trail South Gap - 126th Ave N to Ulmerton Rd	471,000	194,000	500,000	1,000,000	681,000	0	0	2,846,000
003883B Pinellas Trail South Gap - Ulmerton Rd to Belleair Rd	200,000	1,207,000	2,119,000	5,370,000	4,290,000	0	0	13,186,000
006023A McKay Creek Greenway Trail	200,000	300,000	1,193,000	3,000,000	1,116,000	0	0	5,809,000
3023 Pinellas Trail Projects Total	6,330,000	4,381,000	4,842,000	9,370,000	6,087,000	0	1,000,000	32,010,000
3024 Road & Street Support Projects								
004183A Countywide Traffic Signalization Improvements	1,485,000	10,272,000	0	0	0	0	0	11,757,000
004200A Gulf Blvd Improvements Penny IV	10,453,000	8,000,000	8,000,000	8,000,000	0	0	0	34,453,000
3024 Road & Street Support Projects Total	11,938,000	18,272,000	8,000,000	8,000,000	0	0	0	46,210,000
3026 Sidewalks Projects								
001976A Mehlenbacher Road Sidewalk Improvements from Palm Avenue to the Pinellas Trail	0	1,255,000	500,000	0	0	0	0	1,755,000
002069A 62nd Avenue N & 25th Street N Sidewalk Intersection Improvements	150,000	1,615,000	0	0	0	0	0	1,765,000
002128A 42nd Avenue from 35th Street N to 46th Street N Drainage and Sidewalk	82,000	2,403,000	300,000	0	0	0	0	2,785,000

**Governmental Capital Improvement Program
Budget Report by Function and Program**

Function / Program / Project	Current Year Estimate	FY2023	FY2024	FY2025	FY2026	FY2027	FY2028	FY22 - FY28
002232A Indian Rocks Road Phase 2B - from Kent Drive to 8th Avenue Southwest - Sidewalk & Drainage Improvements	40,000	2,301,000	1,006,000	0	0	0	0	3,347,000
002686A Sidewalk Hercules Avenue Phase II from Sherwood Street to Sunset Point Road	5,000	0	0	0	0	0	0	5,000
002927A 46th Ave. N. Sidewalk Improvements from 49th St. N. to 55th St. N.	174,000	2,520,000	0	0	0	0	0	2,694,000
003885A Virginia Ave. Sidewalk Improvements from CR 1 to N. Hercules Ave.	25,000	65,000	100,000	250,000	0	0	0	440,000
004144A Sidewalk and ADA Program PIV	3,978,000	3,020,000	4,203,000	4,850,000	5,025,000	5,175,000	5,175,000	31,426,000
004229A Starkey Rd. Sidewalk from Ulmerton Rd to East Bay Drive	135,000	965,000	1,681,000	0	0	0	0	2,781,000
004539A Belcher Rd. Sidewalk Improvement from 38th Ave. N. to 54th Ave. N.	100,000	575,000	1,500,000	4,050,000	650,000	0	0	6,875,000
004616A Riviere Rd. from Tampa Rd. to Nebraska Ave. S/W Improvements	0	500,000	650,000	3,000,000	0	0	0	4,150,000
006030A Highpoint: Russell Ave Connection	40,000	43,000	155,000	367,000	0	0	0	605,000
006033A Safe Routes to School	420,000	520,000	2,440,000	2,868,000	0	0	0	6,248,000
3026 Sidewalks Projects Total	5,149,000	15,782,000	12,535,000	15,385,000	5,675,000	5,175,000	5,175,000	64,876,000
3031 Bridges-Repair & Improvement								
000423A Dunedin Causeway Bridge Project	0	250,000	2,600,000	15,900,000	17,226,000	14,035,000	1,633,000	51,644,000
000700A Westwinds Drive Bridge Replacement over Westwind Canal	200,000	0	0	0	0	0	0	200,000
000702A Crosswinds Drive Bridge Replacement over Crosswinds Canal	1,515,000	225,000	0	0	0	0	0	1,740,000
000971A 13th Street / Sands Point Drive Bridge Replacement	50,000	650,000	200,000	1,500,000	3,500,000	1,500,000	0	7,400,000
001034A Old Coachman Road over Alligator Creek Bridge Replacement	185,000	3,667,000	1,763,000	0	0	0	0	5,615,000
001035A Oakwood Drive over Stephanie's Channel Bridge Replacement	1,450,000	2,240,000	0	0	0	0	0	3,690,000
001036A San Martin Blvd. over Riviera Bay Bridge Replacement	300,000	600,000	2,250,000	8,000,000	4,000,000	0	0	15,150,000
001037A Beckett Bridge Replacement	609,000	3,400,000	12,100,000	3,100,000	0	0	0	19,209,000
003678A Madonna Blvd over Pine Key Cutoff Bridge #154700	50,000	700,000	200,000	1,600,000	3,800,000	1,650,000	0	8,000,000
003878A Indian Rocks Rd Bridge Culverts	0	350,000	375,000	2,770,000	3,670,000	0	0	7,165,000
004125A Bridge Program PIV	330,000	725,000	300,000	250,000	250,000	250,000	250,000	2,355,000
3031 Bridges-Repair & Improvement Total	4,689,000	12,807,000	19,788,000	33,120,000	32,446,000	17,435,000	1,883,000	122,168,000

**Governmental Capital Improvement Program
Budget Report by Function and Program**

Function / Program / Project	Current Year Estimate	FY2023	FY2024	FY2025	FY2026	FY2027	FY2028	FY22 - FY28
3032 Road Resurfacing & Rehabilitation								
001177B Lakeshore Estates Phase 2 Roadway and Drainage Improvements	788,000	690,000	0	0	0	0	0	1,478,000
001333A N. Highland Ave Road & Drainage Improvements Phase I	368,000	1,473,000	0	0	0	0	0	1,841,000
003320A Ridge Rd Road Rehabilitation from Old Oakhurst Road to Ulmerton Road	42,000	0	0	0	0	0	0	42,000
003322A Sunset Point Rd Road Rehabilitation from Kings Highway to Keene Road	35,000	0	0	0	0	0	0	35,000
003326A Nursery Rd Road Rehabilitation from Sunny Park Drive to US Hwy 19	30,000	0	0	0	0	0	0	30,000
003916A 49th St N Road Rehabilitation from 86th Ave to Ulmerton Rd	70,000	0	0	0	0	0	0	70,000
003918A Local Group 52 (Bayhaven) Road Rehabilitation	50,000	0	0	0	0	0	0	50,000
003919A Local Group 74 (Harbor Bluffs North) Road Rehabilitation	400,000	0	0	0	0	0	0	400,000
004192A Road Resurfacing & Rehabilitation PIV	9,500,000	13,500,000	13,000,000	13,000,000	13,000,000	13,000,000	13,000,000	88,000,000
004246A 46th Ave N Roadway ADA & Sidewalk Upgrades from 62nd St N to 55th St N_JPA ToKC	11,000	0	0	0	0	0	0	11,000
005540A Fisher Rd Roadway Improvement from Curlew Rd to CR 39	0	610,000	2,300,000	0	0	0	0	2,910,000
006020A Local Group-Taylor Lake, Ridgecrest, Oak Village Subdivisions	140,000	1,500,000	0	0	0	0	0	1,640,000
006021A Local Group-Martin Terrace	50,000	525,000	0	0	0	0	0	575,000
006022A Local Group-Gulf Terrace and Rainbow Village Subdivisions	40,000	420,000	0	0	0	0	0	460,000
006027A Local Group-Sunny Lawn Estates & Adjacent Subdivisions	0	3,620,000	0	0	0	0	0	3,620,000
006029A Local Group-Various High Point Subdivision	80,000	880,000	0	0	0	0	0	960,000
3032 Road Resurfacing & Rehabilitation Total	11,604,000	23,218,000	15,300,000	13,000,000	13,000,000	13,000,000	13,000,000	102,122,000
3033 Advanced Traffic Management System								
001031A ATMS Gulf Boulevard	90,000	0	0	0	0	0	0	90,000
001032A ATMS/ITS Regional Improvements	909,000	500,000	250,000	500,000	500,000	500,000	500,000	3,659,000
002598A ATMS Alt US 19 South - SR60 to 34th St N	212,000	0	0	0	0	0	0	212,000
002599A ATMS St Pete Downtown	244,000	3,000,000	3,100,000	0	0	0	0	6,344,000
002600A ATMS 49th St - SR60 to 46th Ave N	1,218,000	0	0	0	0	0	0	1,218,000
002601A ATMS Phase 3 Expansion	150,000	0	0	0	0	0	0	150,000
003775A ATMS Central Software Purchase	733,000	0	0	0	0	0	0	733,000

**Governmental Capital Improvement Program
Budget Report by Function and Program**

Function / Program / Project	Current Year Estimate	FY2023	FY2024	FY2025	FY2026	FY2027	FY2028	FY22 - FY28
003776A Intelligent Transportation Equipment Installation and Replacement	355,000	0	0	0	0	0	0	355,000
004541A ATMS North County Phase 2	215,000	865,000	1,240,000	0	0	0	0	2,320,000
004542A ATMS Drew Street	50,000	300,000	226,000	1,000,000	1,080,000	0	0	2,656,000
004543A ATMS Alderman Road	50,000	320,000	0	950,000	426,000	0	0	1,746,000
004544A ATMS 113 th Street	0	50,000	476,000	134,000	850,000	1,500,000	582,000	3,592,000
004974A ATMS Pinellas County ATCMTD Connected Community Project	2,440,000	3,830,000	353,000	0	0	0	0	6,623,000
3033 Advanced Traffic Management System Total	6,666,000	8,865,000	5,645,000	2,584,000	2,856,000	2,000,000	1,082,000	29,698,000
3034 Railroad Crossing Projects								
004189A Railroad Crossing Program PIV	580,000	970,000	175,000	730,000	695,000	740,000	535,000	4,425,000
3034 Railroad Crossing Projects Total	580,000	970,000	175,000	730,000	695,000	740,000	535,000	4,425,000
3035 Roadway Underdrain Projects								
004216A Underdrain Program PIV	936,000	800,000	800,000	1,000,000	1,000,000	1,000,000	1,000,000	6,536,000
3035 Roadway Underdrain Projects Total	936,000	800,000	800,000	1,000,000	1,000,000	1,000,000	1,000,000	6,536,000
3036 MSTU Paving Projects								
001817A Municipal Services Taxing Unit - Paving	698,000	650,000	650,000	650,000	650,000	650,000	650,000	4,598,000
002086A MSTU Paving Huston Lane and Pinecrest Drive	25,000	1,015,000	0	0	0	0	0	1,040,000
002932A Crystal Beach Paving & Drainage Improvements	1,440,000	0	0	0	0	0	0	1,440,000
3036 MSTU Paving Projects Total	2,163,000	1,665,000	650,000	650,000	650,000	650,000	650,000	7,078,000
Transportation Total	61,154,000	104,844,000	112,443,000	138,198,000	110,222,000	75,998,000	67,525,000	670,384,000
Grand Total	\$194,502,000	\$419,334,130	\$267,317,000	\$279,368,000	\$211,952,000	\$158,286,000	\$128,222,000	\$1,658,981,130

**Enterprise Capital Improvement Program
Budget Report by Function and Program**

Function / Program / Project	Current Year Estimate	FY2023	FY2024	FY2025	FY2026	FY2027	FY2028	FY22 - FY28
FUNCTION: Non-Project Items								
1008 Reserves Program								
001251A Solid Waste 4023 Reserves	\$ 0	\$130,236,470	\$ 0	\$ 0	\$ 0	\$ 0	\$ 0	\$ 130,236,470
001252A Sewer 4052 Reserves	0	6,213,370	0	0	0	0	0	6,213,370
001254A Water 4034 Reserves	0	70,597,670	0	0	0	0	0	70,597,670
1008 Reserves Program Total	0	207,047,510	0	0	0	0	0	207,047,510
Non-Project Items Total	0	207,047,510	0	0	0	0	0	207,047,510
FUNCTION: Physical Environment								
2223 Recycling & Education Programs								
002585A Recycling Center Expansion Projects	50,000	365,000	0	0	0	0	0	415,000
002586A Visitor Information Kiosks and Claw Monument	315,000	315,000	0	0	0	0	0	630,000
2223 Recycling & Education Programs Total	365,000	680,000	0	0	0	0	0	1,045,000
2224 Site Operational Programs								
000731A Pavement Replacement Program	1,350,000	500,000	500,000	500,000	500,000	500,000	500,000	4,350,000
000748A Side Slope Closures	0	0	0	0	4,000,000	4,000,000	0	8,000,000
000752A Bridgeway Acres (BWA) Landfill - Miscellaneous	1,300,000	1,000,000	1,000,000	1,000,000	1,000,000	1,000,000	1,000,000	7,300,000
000752B Bridgeway Acres Class 1 Landfill Ditch Slope Reconstruction	1,300,000	0	0	0	0	0	0	1,300,000
000842A Replace Scales	959,000	5,631,000	2,300,000	2,000,000	0	0	0	10,890,000
000853A Air Pollution Controls Technical Recovery Program	835,000	0	0	0	0	0	0	835,000
000854A Waste-to-Energy (WTE) Discretionary/Force Majeure Work	450,000	580,000	750,000	400,000	0	0	0	2,180,000
001057A General Upgrades to Supervisory Control and Data Acquisition (SCADA)	52,000	10,000	56,000	0	0	15,000	0	133,000
001059A Electrical Systems Technical Recovery Program	152,000	0	0	0	0	0	0	152,000
001112A Sedimentation Control at Bridgeway Acres (BWA) Landfill	28,000	0	0	0	0	0	0	28,000
001593A Mechanical Systems Technical Recovery Program	623,000	0	0	0	0	0	0	623,000
002135A Stoker, Grates, Boilers and Combustion Control Technical Recovery Program	1,010,000	0	0	0	0	0	0	1,010,000
002136A Turbine Generator Technical Recovery Program	313,000	0	0	0	0	0	0	313,000

**Enterprise Capital Improvement Program
Budget Report by Function and Program**

Function / Program / Project	Current Year Estimate	FY2023	FY2024	FY2025	FY2026	FY2027	FY2028	FY22 - FY28
002137A Instrumentation and Controls Technical Recovery Program	266,000	0	0	0	0	0	0	266,000
002423A Industrial Waste Treatment Facility Improvements	1,734,000	700,000	0	0	0	0	0	2,434,000
003346A New Scale Lane	35,000	100,000	200,000	700,000	0	0	0	1,035,000
003347A Industrial Waste Treatment Facility Clarifier	500,000	8,650,000	0	0	0	0	0	9,150,000
003350A New Canopy at Solid Waste Scale House	0	0	350,000	3,500,000	0	0	0	3,850,000
003363A Sod Farm Slurry Wall	0	300,000	6,400,000	6,000,000	0	0	0	12,700,000
004915A Waste to Energy Enhanced Metals Recovery	0	2,000,000	2,250,000	9,000,000	6,750,000	0	0	20,000,000
004916A Solid Waste On Site Net Metering	0	850,000	2,275,000	5,750,000	0	0	0	8,875,000
004917A Waste to Energy B101, B102, B103 Pass Primary Superheater Tubes Replacement	2,300,000	0	0	0	0	0	0	2,300,000
004920A Solar Floating Array at Solid Waste	0	280,000	500,000	3,800,000	6,000,000	0	0	10,580,000
004921A Solar Panel Closed Side Slopes at Solid Waste	0	0	0	0	0	0	1,200,000	1,200,000
004922A Bulky Waste Processing Station at Solid Waste	0	0	2,250,000	750,000	15,000,000	30,000,000	15,000,000	63,000,000
004923A Traffic Improvements at Solid Waste Facility	0	0	75,000	1,125,000	1,000,000	0	0	2,200,000
005212A Waste to Energy Biomedical Waste Acceptance Modifications	0	0	0	0	0	0	1,500,000	1,500,000
005213A Solid Waste Class 1 Litter Fence and Deodorizing Mister System	0	200,000	2,000,000	0	0	0	0	2,200,000
005214A Solid Waste Influent Pumping Station(Thirsty Duct) Improvements	0	1,300,000	900,000	0	0	0	0	2,200,000
005215A Waste to Energy Pressure Parts Replacement	0	0	1,800,000	1,800,000	0	0	0	3,600,000
005537A Waste to Energy Structural Steel Replacement of Baghouses, Baghouses Outlet Ducts, and SDA Units	0	3,000,000	3,000,000	0	0	0	0	6,000,000
2224 Site Operational Programs Total	13,207,000	25,101,000	26,606,000	36,325,000	34,250,000	35,515,000	19,200,000	190,204,000
2321 Water								
000700B Westwinds Dr. Bridge Replacement - Utility Relocations	53,000	0	0	0	0	0	0	53,000
000702B Crosswinds Dr. Bridge Replacement - Utility Relocations	31,000	0	0	0	0	0	0	31,000
000744A Facility Miscellaneous Improvements	162,000	1,025,000	100,000	100,000	100,000	100,000	100,000	1,687,000
000791A FDOT Relocation Projects Miscellaneous	100,000	100,000	100,000	100,000	100,000	100,000	100,000	700,000
000791C Utility Upgrades SR 595 (Alt. US 19/Seminole Blvd.) Fr. N. of 101st Av. N. to East Bay	100,000	0	0	0	0	0	0	100,000

**Enterprise Capital Improvement Program
Budget Report by Function and Program**

Function / Program / Project	Current Year Estimate	FY2023	FY2024	FY2025	FY2026	FY2027	FY2028	FY22 - FY28
000831A Water, Sewer and Reclaimed Water Relocation Projects	400,000	400,000	400,000	400,000	400,000	400,000	400,000	2,800,000
000971B Sands Pt Dr/13th St Bridge Water Main utility relocation	0	135,000	0	0	0	0	0	135,000
001023B 131st St and 86th Ave Water Main Relocation	54,000	0	0	0	0	0	0	54,000
001035B Oakwood Dr. Bridge Replacement Utility Relocations	59,000	106,000	0	0	0	0	0	165,000
001057A General Upgrades to Supervisory Control and Data Acquisition (SCADA)	63,000	10,000	56,000	0	0	15,000	0	144,000
001177D Lakeshore Estates Road and Drainage Improvements Phase II Utilities Relocations	225,000	0	0	0	0	0	0	225,000
001283A Replanting of Pine Seedlings @ Cross Bar Ranch	100,000	50,000	50,000	50,000	50,000	50,000	50,000	400,000
001333B North Highland Avenue Water and Sewer Improvements Phase I	90,000	39,000	0	0	0	0	0	129,000
001522A FDOT US 19 Main to Northside	510,000	4,580,000	4,580,000	2,030,000	0	0	0	11,700,000
001523A FDOT US19 Northside to CR95	100,000	4,594,000	4,244,000	1,694,000	0	0	0	10,632,000
001525A Future Supply & Treatment Projects	0	0	2,000,000	10,000,000	7,000,000	6,000,000	2,000,000	27,000,000
001528A Future Relocations and System Upgrades	0	0	0	2,000,000	2,000,000	3,000,000	3,000,000	10,000,000
001601A Advanced Metering Infrastructure (AMI) Water Meter Replacement	800,000	13,187,000	19,055,000	18,937,000	9,644,000	0	0	61,623,000
001817B Crystal Beach Water, Sewer and Reclaim Water Relocations Along Grace St., Seafford Ave., Disston St. and Florida Blvd.	134,000	20,000	0	0	0	0	0	154,000
002063B Starkey Road Utility Relocation from Flame Vine Ave to Bryan Dairy Road	5,000	3,035,000	3,410,000	0	0	0	0	6,450,000
002109B Whitney Rd- Wolford Rd Intersection Water Imp	0	250,000	0	0	0	0	0	250,000
002149A Logan Laboratory Improvements	273,000	124,000	5,120,540	2,523,000	0	0	0	8,040,540
002150A Gulf Beach Pump Station Upgrades	250,000	250,000	2,500,000	4,000,000	0	0	0	7,000,000
002232B Indian Rocks Road Sidewalk Improvements Phase 2B From Church Creek to 8th Avenue SW - Utilities Relocations	30,000	0	0	0	0	0	0	30,000
002627A FDOT- Gateway Projects Utility Relocation	161,000	0	0	0	0	0	0	161,000
003562A Myrtle Ave Water Main Replacement	100,000	310,000	0	0	0	0	0	410,000
003678B Madonna Blvd bridge over Pine Key Water Main utility relocation	0	140,000	0	0	0	0	0	140,000
003748A Gulf Blvd. Relocations @ the Narrows	30,000	0	0	0	0	0	0	30,000
003763A Utilities Facilities Security	48,000	46,000	58,000	100,000	100,000	100,000	100,000	552,000

**Enterprise Capital Improvement Program
Budget Report by Function and Program**

Function / Program / Project	Current Year Estimate	FY2023	FY2024	FY2025	FY2026	FY2027	FY2028	FY22 - FY28
003764A Water Ground Storage Tank Rehabilitation	100,000	0	0	0	0	0	0	100,000
003765A Programmable Logic Controller Upgrades	0	208,000	79,000	0	0	0	0	287,000
003767A Water Facilities Annual Improvements	100,000	100,000	100,000	100,000	100,000	100,000	100,000	700,000
003768A Wholesale Meter Rehabilitation	70,000	260,000	260,000	260,000	260,000	260,000	260,000	1,630,000
003896B Crystal Beach Utility Relocation and Replacement Associated with Drainage and Roadway Improvements	0	175,000	375,000	0	0	0	0	550,000
004071A Rosery Road Phase I Water Main Relocation from Pinellas Trail to Missouri Avenue	872,000	0	0	0	0	0	0	872,000
004090B Cycle Springs Water Main Pipe Relocation	50,000	0	0	0	0	0	0	50,000
004229C Utility Work - Starkey Rd Corridor sidewalk from Ulmerton Rd to East Bay Dr	0	100,000	0	0	0	0	0	100,000
004353A Replacement of the 10 Inch Water Main Subaqueous Crossing along 27th Ave and N. Tessier Drive	200,000	0	0	0	0	0	0	200,000
004355A S. K. Keller Polyphosphate Building Process Upgrades	360,000	1,560,000	0	0	0	0	0	1,920,000
004356A North Water Booster Station Variable Frequency Drive Modifications	150,000	2,900,000	600,000	0	0	0	0	3,650,000
004450A Dolphin Drive Utility Relocation for City of Belleair Bluffs Roadway Improvements	45,000	0	0	0	0	0	0	45,000
004572A Marlin Drive Utility Relocation for City of Belleair Bluffs Roadway Improvements	55,000	160,000	0	0	0	0	0	215,000
004573A Pass A Grille Way and Gulf Way from 9th Ave. to 22nd Ave Water Improvement Project	200,000	2,300,000	0	0	0	0	0	2,500,000
004574A FDOT Utility Relocation US 19 From CR 95 to Pine	0	22,000	11,000	1,008,000	3,500,000	2,500,000	0	7,041,000
004578A Building Hardening - General Maintenance Building South	17,000	815,000	0	0	0	0	0	832,000
004900A Vina Del Mar Neighborhood, St. Pete Beach Water Main Improvements	125,000	2,075,000	1,550,000	0	0	0	0	3,750,000
004902A 127th Place, 127th Ave, 122nd Ave, 103rd and 104th St. N, Utility Relocation	180,000	1,345,000	0	0	0	0	0	1,525,000
004979B Watermain Replacement Shore Drive Canal Bridge	0	230,000	0	0	0	0	0	230,000
005015D Manufactured Home Communities (MHC) Potable Water Systems Improvements	0	960,000	6,740,000	6,200,000	0	0	0	13,900,000
005054A Replacement of Park Blvd. 24" Water Main	200,000	2,650,000	0	0	0	0	0	2,850,000
005063A Water Main Relocation and Improvements City of Largo's Valencia Drive	50,000	800,000	0	0	0	0	0	850,000

**Enterprise Capital Improvement Program
Budget Report by Function and Program**

Function / Program / Project	Current Year Estimate	FY2023	FY2024	FY2025	FY2026	FY2027	FY2028	FY22 - FY28
005071A (Area 3 Project) Pruitt, Marguerite and Bayshore Drive, Madeira Beach Utility Relocation	50,000	900,000	150,000	0	0	0	0	1,100,000
005072A Gladys Street Water Main Relocation and Improvements from Wilcox Rd to Dryer Ave, Largo	50,000	800,000	0	0	0	0	0	850,000
005073A 129th and 131st Avenue E Madeira Beach Utility Relocation	50,000	800,000	0	0	0	0	0	850,000
005204A 48" Water Main Repair located at 3000 SR 580	250,000	0	0	0	0	0	0	250,000
005216A Sharkey Road, Terrace Road to Belcher Road Water Main Improvements	0	100,000	800,000	200,000	0	0	0	1,100,000
005218A North Booster Pump Station Hardening	0	0	0	400,000	400,000	2,200,000	4,400,000	7,400,000
005220A Utilities Generator Buildings Sprinkler Installations	0	28,000	80,000	80,000	0	0	0	188,000
005222A Logan Utilities Operations Center Building	0	425,000	2,124,000	2,548,000	2,548,000	0	0	7,645,000
005223A Rosery Road Water Main Relocation (Phase 2) from Mandalay Drive to Eagle Lake Park, City of Largo	0	1,750,000	750,000	0	0	0	0	2,500,000
005224A 60" Transmission Water Main Line Valve at Keller Water Treatment Facility	0	50,000	250,000	200,000	0	0	0	500,000
005227A Keller Emergency Operations Building/Warehouse	0	0	200,000	200,000	2,950,000	2,950,000	0	6,300,000
005228A Keller Regional Treatment Facility Open Air Building Upgrades	0	0	150,000	150,000	10,000	1,510,000	1,510,000	3,330,000
2321 Water Total	7,052,000	49,914,000	55,892,540	53,280,000	29,162,000	19,285,000	12,020,000	226,605,540
2421 Sewer								
000700B Westwinds Dr. Bridge Replacement - Utility Relocations	12,000	0	0	0	0	0	0	12,000
000702B Crosswinds Dr. Bridge Replacement - Utility Relocations	21,000	0	0	0	0	0	0	21,000
000744A Facility Miscellaneous Improvements	334,000	586,000	100,000	100,000	100,000	100,000	100,000	1,420,000
000791A FDOT Relocation Projects Miscellaneous	100,000	100,000	100,000	100,000	100,000	100,000	100,000	700,000
000831A Water, Sewer and Reclaimed Water Relocation Projects	100,000	100,000	100,000	100,000	100,000	100,000	100,000	700,000
000847A South Cross Bayou Wastewater Treatment Facility Upgrades and Replacement	682,000	736,000	400,000	400,000	400,000	400,000	400,000	3,418,000
000852A W.E. Dunn Wastewater Treatment Facility Upgrades and Repair and Replacement	700,000	550,000	500,000	500,000	500,000	500,000	500,000	3,750,000
000964A Sanitary Sewer Pump Station Rehabilitation & Improvements	2,000,000	2,400,000	2,350,000	2,300,000	2,300,000	2,300,000	2,300,000	15,950,000
001035B Oakwood Dr. Bridge Replacement Utility Relocations	0	133,000	0	0	0	0	0	133,000

**Enterprise Capital Improvement Program
Budget Report by Function and Program**

Function / Program / Project	Current Year Estimate	FY2023	FY2024	FY2025	FY2026	FY2027	FY2028	FY22 - FY28
001057A General Upgrades to Supervisory Control and Data Acquisition (SCADA)	333,000	902,000	1,040,000	872,000	872,000	917,000	0	4,936,000
001177D Lakeshore Estates Road and Drainage Improvements Phase II Utilities Relocations	440,000	0	0	0	0	0	0	440,000
001333B North Highland Avenue Water and Sewer Improvements Phase I	320,000	232,000	0	0	0	0	0	552,000
001523A FDOT US19 Northside to CR95	0	25,000	25,000	0	0	0	0	50,000
001814A Sanitary Sewer Manhole Rehab Project	0	0	500,000	500,000	500,000	500,000	500,000	2,500,000
001814C Sanitary Sewer Manhole Rehabilitation FY22-23	10,000	640,000	0	0	0	0	0	650,000
001817B Crystal Beach Water, Sewer and Reclaim Water Relocations Along Grace St., Seafford Ave., Disston St. and Florida Blvd.	168,000	20,000	0	0	0	0	0	188,000
001933A Sanitary Sewer Cured In Place Pipe Lining	0	2,050,000	2,050,000	2,050,000	2,050,000	2,050,000	2,050,000	12,300,000
001933D Annual Sewer CIPP - Tarpon Springs, Palm Harbor, Curlew City	0	900,000	900,000	0	0	0	0	1,800,000
001933E Annual Sewer CIPP - Bardmoor, Kenneth City	0	0	980,000	0	0	0	0	980,000
001933F Annual Sewer CIPP - Belleair, Belleair Bluffs	0	1,555,000	0	0	0	0	0	1,555,000
001933G Annual Sewer CIPP - Ridgewood, Oakhurst, Belleair Beach, N. Lake Seminole	250,000	2,600,000	0	0	0	0	0	2,850,000
002063B Starkey Road Utility Relocation from Flame Vine Ave to Bryan Dairy Road	3,000	15,000	1,015,000	1,125,000	0	0	0	2,158,000
002069F 62nd Ave N & 25 St N. Intersection and Sidewalk Improvements Utility Relocations	0	57,000	0	0	0	0	0	57,000
002131B 46th Ave N Sidewalk Improvements from 49th St to 37th St Utility Relocation	0	110,000	0	0	0	0	0	110,000
002149A Logan Laboratory Improvements	147,000	66,000	2,757,000	1,359,000	0	0	0	4,329,000
002160A Pump Station 016/Park Blvd Force Main to South Cross Bayou Replacement	2,796,000	900,000	0	0	0	0	0	3,696,000
002166A South Cross Bayou Dewatering Improvements	160,000	1,600,000	5,200,000	2,700,000	590,000	0	0	10,250,000
002232B Indian Rocks Road Sidewalk Improvements Phase 2B From Church Creek to 8th Avenue SW - Utilities Relocations	5,000	0	0	0	0	0	0	5,000
002346B Indian Rocks Sewer CIPP - Phase 1	0	800,000	800,000	0	0	0	0	1,600,000
002747F Sanitary Sewer Interceptor Pipe Rehabilitation - Bee Pond Road	0	710,000	0	0	0	0	0	710,000
002747G Sanitary Sewer Interceptor Pipe Rehabilitation - 109th St.	0	821,000	0	0	0	0	0	821,000
002747H Sanitary Sewer Interceptor Pipe Rehabilitation -74th Ave	0	340,000	0	0	0	0	0	340,000

**Enterprise Capital Improvement Program
Budget Report by Function and Program**

Function / Program / Project	Current Year Estimate	FY2023	FY2024	FY2025	FY2026	FY2027	FY2028	FY22 - FY28
002747I Sanitary Sewer Interceptor Pipe Rehabilitation - Lealman	0	1,028,000	0	0	0	0	0	1,028,000
002747J Sanitary Sewer Interceptor Pipe Rehabilitation - Hamlin Blvd and 46th Ave	0	660,000	0	0	0	0	0	660,000
002747K Sanitary Sewer Pipe Rehabilitation - Seminole By-Pass Canal 10"	0	170,000	0	0	0	0	0	170,000
002927B 46th Avenue North Utility Relocation Sidewalk Design & Roadway Improvements From West Drainage Outfall Along 55th Street North R/W Corridor to 49th Street	115,000	390,000	0	0	0	0	0	505,000
002936B Corey Causeway Bridge 20 Inch Reclaimed Water Main Replacement	320,000	0	0	0	0	0	0	320,000
002937A South Cross Bayou Aeration Improvements	0	0	0	560,000	1,005,000	2,250,000	3,850,000	7,665,000
002938A South Cross Bayou Bio solids Process Train Improvements	0	800,000	0	3,300,000	4,900,000	0	0	9,000,000
002941A South Cross Bayou High Service Pump Improvements	200,000	250,000	0	3,000,000	3,500,000	0	0	6,950,000
002944A South Cross Bayou Grit Facility Improvements	8,054,000	0	0	0	0	0	0	8,054,000
002992B Pump Station 122 Collection System and Bulkhead Wall Improvement	25,000	0	0	0	0	0	0	25,000
003122B Dunn Filtration and Disinfection Improvements	7,080,000	5,080,000	0	0	0	0	0	12,160,000
003123J ARV Hamlin Road and Nearby Design	700,000	700,000	0	0	0	0	0	1,400,000
003123L ARV Highland Ave	237,000	0	0	0	0	0	0	237,000
003123M ARV Replacement - 54th Ave	3,000	0	0	0	0	0	0	3,000
003147A Pinellas Park Interceptor Collection System Improvements	212,000	0	0	4,540,000	3,532,000	100,000	0	8,384,000
003204I Ridgewood Sewer Improvements	0	30,000	351,000	1,000,000	0	0	0	1,381,000
003205A Pump Station 079 Improvements (North Redington Beach)	3,274,000	1,436,000	0	0	0	0	0	4,710,000
003210H Force main and ARV Replacement - Klosterman Road and Disston	130,000	0	0	0	0	0	0	130,000
003239A Pump Station and Collection System Odor Control Equipment	200,000	200,000	200,000	200,000	200,000	200,000	200,000	1,400,000
003325C Sanitary Sewer Cured In Place Pipelining - 2021-2022 Requests	506,000	0	0	0	0	0	0	506,000
003407A South Cross Bayou Pavement Rehabilitation	0	0	0	30,000	720,000	0	0	750,000
003408A South Cross Bayou Denitrification Filter Rehab	100,000	1,858,000	5,850,000	2,390,000	0	0	0	10,198,000
003409A Dunn Electrical Upgrades	30,000	2,300,000	7,950,000	2,050,000	0	0	0	12,330,000
003430A Dunn Dewatering Improvements	0	300,000	200,000	4,100,000	2,000,000	0	0	6,600,000

**Enterprise Capital Improvement Program
Budget Report by Function and Program**

Function / Program / Project	Current Year Estimate	FY2023	FY2024	FY2025	FY2026	FY2027	FY2028	FY22 - FY28
003431A Dunn Pond Liner Replacement	165,000	0	1,050,000	5,050,000	0	0	0	6,265,000
003432A Dunn Odor Control System	0	0	0	0	300,000	0	0	300,000
003605A Gravity Sewer Ductal Iron Pipe Rehab Program throughout the County	0	500,000	1,000,000	17,000,000	17,000,000	17,000,000	17,000,000	69,500,000
003605B Gravity Sewer Ductile Iron Pipe Rehabilitation Lansbrook	0	0	900,000	0	0	0	0	900,000
003746A WED Grit Capture System Improvements	0	0	0	200,000	1,000,000	4,600,000	0	5,800,000
003747A WE Dunn Offsite Reclaim Pump Station Improvements	1,200,000	1,500,000	3,600,000	2,200,000	0	0	0	8,500,000
003748A Gulf Blvd. Relocations @ the Narrows	30,000	0	0	0	0	0	0	30,000
003750A WE Dunn Internal Recycle Pump Station Rehabilitation	0	0	100,000	300,000	2,040,000	6,900,000	0	9,340,000
003756A SCB Plant Lighting Upgrades	1,512,000	0	0	0	0	0	0	1,512,000
003758A South Cross Bayou Influent Pump Station Improvements	0	0	0	400,000	1,300,000	1,300,000	0	3,000,000
003759A South Cross Bayou Operations and Control Building Improvements	0	0	0	0	300,000	0	0	300,000
003760A North County Force Main Improvements	0	650,000	1,150,000	4,150,000	1,350,000	0	0	7,300,000
003761A Force Main Capacity Improvements - Highland Lakes FM	0	100,000	400,000	3,550,000	3,550,000	0	0	7,600,000
003762A Pump Stations Generator Improvements	1,612,000	2,200,000	1,700,000	1,400,000	0	0	0	6,912,000
003763A Utilities Facilities Security	74,000	24,000	32,000	100,000	100,000	100,000	100,000	530,000
003765A Programmable Logic Controller Upgrades	800,000	2,540,000	1,339,100	0	0	0	0	4,679,100
003769A Advanced Metering Infrastructure (AMI) Reclaimed Water Meters	25,000	2,442,000	3,362,000	3,341,000	1,701,000	0	0	10,871,000
003896B Crystal Beach Utility Relocation and Replacement Associated with Drainage and Roadway Improvements	0	175,000	375,000	0	0	0	0	550,000
004143B Regional Resource Recovery Facility	0	2,000,000	1,500,000	0	0	0	0	3,500,000
004354A Pinellas Trail Loop North Segment Utility Relocations	120,000	0	0	0	0	0	0	120,000
004358A South Cross Bayou Digester Gas Flowmeter Installation	65,000	883,000	0	0	0	0	0	948,000
004359A South Cross Bayou North and South Train Primary Clarifier Improvements	0	0	135,000	30,000	480,000	1,020,000	0	1,665,000
004360A Pump Station 016 Improvements	200,000	200,000	0	50,000	100,000	2,500,000	2,000,000	5,050,000
004361A WE Dunn Fall Protection Installation	0	0	0	0	101,000	970,000	531,000	1,602,000
004362A WED Operations Building Modifications	0	0	0	100,000	1,000,000	900,000	0	2,000,000

**Enterprise Capital Improvement Program
Budget Report by Function and Program**

Function / Program / Project	Current Year Estimate	FY2023	FY2024	FY2025	FY2026	FY2027	FY2028	FY22 - FY28
004364A Chesnut Park Aquifer Storage and Recovery System Project	0	150,000	150,000	900,000	3,000,000	4,949,000	0	9,149,000
004365A Dunn Exploratory Well	0	0	0	0	900,000	855,000	0	1,755,000
004368A South Cross UV Disinfection System Replacement	0	0	250,000	2,500,000	2,500,000	0	0	5,250,000
004450A Dolphin Drive Utility Relocation for City of Belleair Bluffs Roadway Improvements	22,000	0	0	0	0	0	0	22,000
004478F Bryan Dairy at Lake Seminole Bypass Canal 8-Inch F.M. Replacement	90,000	0	0	0	0	0	0	90,000
004478G 3343 Crescent Oaks Blvd Gravity Sewer Main Replacement	175,000	650,000	0	0	0	0	0	825,000
004489A SCB Roofing replacements - Multiple Buildings	0	0	0	150,000	400,000	0	0	550,000
004495A 72nd Terrace Gravity Sewer and 72nd Avenue Gravity Interceptor Upgrade	0	870,000	3,255,000	0	0	0	0	4,125,000
004532A CR 95 Force Main Replacement/Relocation	750,000	50,000	0	0	0	0	0	800,000
004540B West Bay Drive Utility Relocation and Replacement	0	256,000	150,000	0	0	0	0	406,000
004572A Marlin Drive Utility Relocation for City of Belleair Bluffs Roadway Improvements	10,000	55,000	400,000	0	0	0	0	465,000
004574A FDOT Utility Relocation US 19 From CR 95 to Pine	0	7,000	4,000	252,000	250,000	100,000	0	613,000
004578A Building Hardening - General Maintenance Building South	9,000	485,000	0	0	0	0	0	494,000
004903A South Cross Bayou Fiber Optic Upgrades	53,000	482,000	0	0	0	0	0	535,000
004904A South Cross Bayou Pelletizer Dust Hazard Mitigation	0	820,000	0	0	0	0	0	820,000
004905A South Cross Bayou Reclaim Water Storage Tanks Rehabilitation	20,000	20,000	300,000	300,000	0	0	0	640,000
004906A South Cross Bayou Electrical Switchgear Replacement	120,000	120,000	1,520,000	1,520,000	1,430,000	1,400,000	0	6,110,000
004907A Force Main and ARV Replacements- 20\201D Force Main Camelot Court	0	550,000	0	1,250,000	490,000	0	0	2,290,000
004908A Force Main and ARV Replacements - 30\201D Force Main Pinellas Trail and Klosterman	0	0	250,000	4,050,000	3,700,000	0	0	8,000,000
004909A 62nd Street North Force Main Extension and Gravity Main Capacity Improvement	60,000	820,000	0	0	0	0	0	880,000
004911A Bear Creek 14\201D Force Main Replacement Project	10,000	180,000	1,650,000	0	0	0	0	1,840,000
005015A Manufactured Home Communities Wastewater Collection System Improvements	80,000	10,554,000	8,000,000	8,000,000	400,000	0	0	27,034,000

**Enterprise Capital Improvement Program
Budget Report by Function and Program**

Function / Program / Project	Current Year Estimate	FY2023	FY2024	FY2025	FY2026	FY2027	FY2028	FY22 - FY28
005015C Manufactured Home Communities Wastewater Collection System Imp-Canal Crossings	0	200,000	800,000	600,000	300,000	0	0	1,900,000
005217A North County Supplemental Reclaim Water Supply	0	0	270,000	4,310,000	1,110,000	0	0	5,690,000
005219A Forelock/Mistwood Force Main Replacement from Lift Station 387	0	140,000	2,000,000	0	0	0	0	2,140,000
005220A Utilities Generator Buildings Sprinkler Installations	0	28,000	80,000	80,000	0	0	0	188,000
005221A Pump Station 182 Rehabilitation	0	2,165,000	750,000	0	0	0	0	2,915,000
005222A Logan Utilities Operations Center Building	0	229,000	1,144,000	1,372,000	1,372,000	0	0	4,117,000
005225A Find and Fix Pipe Lining and Private Sewer Laterals	0	5,300,000	5,100,000	5,100,000	5,100,000	4,900,000	0	25,500,000
005226A South Cross Bayou Building Hardenings for the Operations Support Center and Dewatering Building	0	0	100,000	500,000	500,000	0	0	1,100,000
005229A Pump Station 327 Rehabilitation	0	0	0	0	110,000	1,110,000	1,110,000	2,330,000
005582A 24 in Force Main Replacement at 53rd Avenue and Duhme Rd.	0	250,000	2,500,000	0	0	0	0	2,750,000
005584A Countywide Concrete Force Main Replacement	0	375,000	375,000	2,375,000	2,000,000	2,000,000	2,000,000	9,125,000
006052A Septic to Sewer Program Phase 1	0	400,000	5,000,000	4,600,000	0	0	0	10,000,000
2421 Sewer Total	36,969,000	72,520,000	84,059,100	109,006,000	77,253,000	60,121,000	32,841,000	472,769,100
Physical Environment Total	57,593,000	148,215,000	166,557,640	198,611,000	140,665,000	114,921,000	64,061,000	890,623,640
FUNCTION: Transportation								
2049 Airport Capital Projects Program								
000033A Cargo Apron Rehab and Runway 9/27 Conversion	1,020,000	8,200,000	840,000	0	0	0	0	10,060,000
000034A Construct New General Aviation Taxiways and Roads Airport	950,000	8,000,000	0	0	0	0	0	8,950,000
000035A Runway 18/36 Rehabilitation Airport	30,000	0	0	0	0	0	0	30,000
000037A Acquire Airport Rescue and Fire-Fighting Vehicles Airport	0	1,200,000	0	0	0	0	0	1,200,000
001064A Relocate Airfield Electric Vault	3,825,000	675,000	0	0	0	0	0	4,500,000
001546A Airport Landside Improvements	1,300,000	0	0	0	0	0	0	1,300,000
003343A New Passenger Terminal Improvements	0	1,923,000	5,998,000	12,833,000	9,388,000	30,241,000	28,315,000	88,698,000
004350A Upgrade Airport Lift Station Near Army Reserve Base	0	100,000	1,200,000	0	0	0	0	1,300,000
004351A Replace Passenger Portal Gates 7-11	951,000	0	0	0	0	0	0	951,000

**Enterprise Capital Improvement Program
Budget Report by Function and Program**

Function / Program / Project	Current Year Estimate	FY2023	FY2024	FY2025	FY2026	FY2027	FY2028	FY22 - FY28
004352A Installation of New Service Elevator	340,000	60,000	0	0	0	0	0	400,000
004466A Canopy Passenger Walkway to Terminal Building	0	600,000	0	0	0	0	0	600,000
004570A Pave Strawberry Parking Lot & Shuttle Road	0	550,000	4,000,000	0	0	0	0	4,550,000
004571A Airco Site Preparation	0	0	0	350,000	3,500,000	7,900,000	0	11,750,000
004910A Airport Cell Lot Restrooms	250,000	160,000	0	0	0	0	0	410,000
006041B Replace Airport Terminal Carpeting	0	750,000	0	0	0	0	0	750,000
006041C Renovate Airport Terminal Restrooms	0	0	500,000	0	0	0	0	500,000
006041D Terminal Mitigation of Water Intrusion	0	750,000	750,000	0	0	0	0	1,500,000
2049 Airport Capital Projects Program Total	8,666,000	22,968,000	13,288,000	13,183,000	12,888,000	38,141,000	28,315,000	137,449,000
Transportation Total	8,666,000	22,968,000	13,288,000	13,183,000	12,888,000	38,141,000	28,315,000	137,449,000
Grand Total	\$ 66,259,000	\$378,230,510	\$179,845,640	\$211,794,000	\$153,553,000	\$153,062,000	\$ 92,376,000	\$1,235,120,150

Governmental Capital Improvement Plan
Revisions from Previous Year

FUNCTION: CULTURE AND RECREATION

Program 1331 - Community Vitality & Improvement

002201A Raymond H. Neri Park Phase 1: Project going out to bid in the summer and added ARPA funding.

003505H Lealman Community Campus Courtyard Improvements: Project increase due to material change and scope of adding an accessible sidewalk.

003505I Lealman Community Indoor Court Replacement: Project decrease due to change in floor material being used.

Program 3002 - Boat Ramp Projects

000050A Sutherland Bayou Boat Ramp Driveway Improvements: Project to be completed this fiscal year.

Program 3003 - Countywide Parks Projects

000043A Taylor Park Shoreline Restoration: No change.

000064A Wall Springs Coastal Add III, IV Development: No change.

000341A CW Park Utility Infrastructure: Budgeted program project for subprojects each year, budget updated accordingly.

000929A Ft De Soto Bay Pier Replacement: Project increased due to bid coming in higher than originally estimated.

002033A Turner Bungalow: Project increased due to costs coming in higher than originally estimated.

002168A Environmental Lands Acquisition: No change.

002169A Heritage Village Improvements: No change.

002170A Taylor Homestead: Project decreased due to scope change of project to no longer renovating the two barns.

002201A Raymond H. Neri Park Phase 1: Project going out to bid in the summer and added ARPA funding.

002998A High Point Community Park: Construction budget added this budget cycle funded by ARPA.

003505H Lealman Community Campus Courtyard Improvements: Project increase due to material change and scope of adding an accessible sidewalk.

003772A Renovation and Replacement of Park Structures: Budgeted program project for subprojects each year, budget updated accordingly.

004093A Countywide Park Roads and Parking Paving Areas: Budgeted program project for subprojects each year, budget updated accordingly.

004100A Government Facilities Remodel and Renovation: Budgeted program project for subprojects each year, budget updated accordingly.

004171A Park Playground Replacement- ADA/Inclusive: Budgeted program project for subprojects each year, budget updated accordingly. Replaced \$4.5M Penny funding for FY23-FY25 with ARPA funding.

004172A Countywide Boardwalk and Trails: Budgeted program project for subprojects each year, budget updated accordingly.

Governmental Capital Improvement Plan
Revisions from Previous Year

004174A Education Center Display Replacement at Nature Preserves: Pushed budget out a year due to delay in design starting.

004178B Philippe Park Living Shoreline Project: Project increase due to cost of oyster bay reefs coming in higher than originally estimated. Department receiving a Florida Department of Environmental Protection (FDEP) grant that is now included.

004451A Sand Key Park Paving: Project to be completed this fiscal year.

004452A Brooker Creek Boardwalk Rehab: Pushed funding out due to delay in the annual boardwalk bid.

004556A Seminole Recreation Facilities in Unincorporated Area: Construction budget included this budget cycle and added ARPA funding.

004557A Palm Harbor Recreation Center: Preliminary construction estimate amounts included this budget cycle.

004558A Tierra Verde Recreation Center: Preliminary construction estimate included this budget cycle.

004559A East Lake Library Expansion Phase II: Preliminary construction estimate included this budget cycle.

004560A Ft. De Soto Visitor Center: Preliminary construction estimate included this budget cycle.

004561A Heritage Village Storage Facility: Preliminary construction budget amount inputted this budget cycle.

006024A Rehabilitation of 119th St Overflow Area-North Garden in Ridgecrest: New project funded by ARPA.

006025A Dansville Community Park: New project funded by ARPA.

006031A Lake Seminole Park Trail Extension: New project funded by ARPA.

FUNCTION: ECONOMIC ENVIRONMENT

Program 1904 - Economic Development Authority

003744A STAR Center Roof Overlayment Bldg 100 Area 29&30: Project to be completed this fiscal year.

003779A STAR Center Bldg 100 Roof Recoat Area 1,25,36: Project to be completed this fiscal year.

004943A STAR Center Roof Recoat 14,15,16,32,40: Project cost increased due to material and labor inflation.

004944A STAR Center Roof Recoat 11,12,31,32,33: Project cost increased due to material and labor inflation.

004945A STAR Center Roof Recoat 10 West, 21: Project cost increased due to material and labor inflation.

004946A STAR Center Roof Recoat 10 East, 27: Project cost increased due to material and labor inflation.

004947A STAR Center Roof Recoat Building 100 22,23,24.20,39: Changing scope of work to roofs #20 and #39 which caused cost increase.

004948A STAR Center Roof Recoat 18,19,34,35,37: Project cost increased due to material and labor inflation.

004949A STAR Center Air Handling Unit 87,169,170 Replacement: Project cost increased due to material and labor inflation.

004950A STAR Center AHU 30,110,161,162,171 Replacement: Project cost increased due to material and labor inflation.

005583A Toytown Remediation Phase 1: New project.

Program 3004 - Industry Development

002148A STAR Roof Building 500: Project to be completed this fiscal year.

Governmental Capital Improvement Plan
Revisions from Previous Year

- 004081A STAR Automatic Transfer Switch #6-20 Replacement: Project estimate decreased due to department buying automatic transfer switches directly.
- 004082A STAR Center Chiller #4 Replacement: Project increased due to chiller cost increase.
- 004083A STAR Center Fire Alarm Replacement: Project pushed out due to delay of materials.
- 004084A STAR Fire Pump #1 Replacement: Project cost increased due to material and labor cost inflation.
- 004085A STAR Center Switchgear Replacement & TX Tracking 137, 186, 347, 500: Project increased due to original budget being outdated and based off of a 2010 feasibility study and pushed out due to now going out to bid instead of using JOC.
- 004564A STAR Center AHU 138,154, 189 Replacement: Project cost increased due to material and labor inflation.
- 004565A STAR Center AHU 1,3,9 Replacement: Project cost increased due to material and labor inflation.
- 004566A STAR Center AHU 31,104,161,162 Replacement: Project cost increased due to material and labor inflation.
- 004567A STAR Center AHU 14,16,29,78 Replacement: Project cost increased due to material and labor inflation and removed roof #138 from project scope.

Program 3039 - Penny-Econ Dev&Housing (8.3%)

- 004149A Economic Development Capital Projects: Realigning expenditures in the six year plan. Reduced budget by amount needed to support project 004251A Tampa Bay Incubator.
- 004251A Tampa Bay Innovation Center Incubator: Project costs increased due to adding furniture, fixture, and equipment. Project is going through the application process for the Economic Development Employment Sites Program funding and is anticipated to go before the Board in September.

FUNCTION: GENERAL GOVERNMENT SERVICES

Program 3005 - Judicial Facilities Projects

- 001109A County Justice Center Judicial Consolidation: Project increase due to scope change of adding fire alarm system upgrade to project.
- 001109C St. Pete Courts Consolidation: Project increase due to asbestos removal.

Program 3006 - Other County Building Projects

- 002153A Fueling System Retrofits: Budgeted program project for subprojects each year; budget updated accordingly. Project budget increased. Cost estimate increase and sites added to be funded by ARPA.
- 003505I Lealman Community Indoor Court Replacement: Project decrease due to change in floor material being used.
- 003904A North County Service Center Design and Construction: Preliminary construction estimate amounts were updated this budget cycle and were significantly higher than original estimate. Funding source was changed from "to be determined" to being funded by the "General Fund".
- 004100A Government Facilities Remodel and Renovation: Budgeted program project for subprojects each year, budget updated accordingly.
- 004142A Mid County Tax Collector Building Acquisition and Capital Improvement: Pushed budget out one year due to Tax Collector scope of work changing.

Governmental Capital Improvement Plan
Revisions from Previous Year

004176A Future Facilities: Project has been renamed from "Pinellas County Centralized Campus" to "Future Facilities". Cost estimate has been reduced from \$100M to \$16.8M for acquisition of future facilities.

004177A Space Consolidation Projects: Pushed funding out and reduced budget due to no current need and awaiting final report from Stantec space study.

004992A South County Service Center Replacement/Purchase: No change.

006032A Countywide Electric Vehicles Infrastructure Master Plan: New project funded by ARPA.

Program 3038 - Penny-Jail & Courts Facil (3%)

002880A Courts and Jail Projects: Budgeted program project for subprojects each year, budget updated accordingly.

FUNCTION: HUMAN SERVICES

Program 1569 - Pinellas County Health Prog

001475E Bayside Clinic Behavioral Health Expansion Phase I: Project increased to include total grant funding.

001475G Bayside Clinic Expansion Phase III: New project that is fully grant funded.

Program 3006 - Other County Building Projects

004009A Animal Services Renovation and A/C Replacement in Buildings 200,300,400,600: Project pushed out due to going out to bid instead of using Job Order Contract (JOC) originally planned.

004562A Animal Services Vet Hospital: Preliminary construction estimate included this budget cycle.

Program 3007 - Affordable Housing Land Assembly

001071A Affordable Housing Land Assembly Program: Penny III program to be completed in FY22.

Program 3039 - Penny-Econ Dev&Housing (8.3%)

004150A Housing Projects aligned with 8.3% Countywide Investment: Updated budget in the six year plan to align with applications and approved project schedules.

FUNCTION: NON-PROJECT ITEMS

Program 1008 - Reserves Program

001247A Reserves-Fund 3001: Reserves updated each year to balance fund.

FUNCTION: PHYSICAL ENVIRONMENT

Program 2205 - Surface Water

002123A Roosevelt Creek Channel 5 Improvements: Slight budget increase to add planting elements and Tampa Bay Estuary Program (TBEP) grant award for construction. Outward shift in project schedule.

002625A Surface Water Pipe Lining/Remove & Replace: Outer years increased to reflect program needs. Program project continuing beyond FY26. Project originally scheduled to end in FY26.

Governmental Capital Improvement Plan
Revisions from Previous Year

Program 3008 - Coastal Management Projects

000129A Coastal Research/Coordination: No change.

000139A Dune Construction & Walk-overs: No change.

000219A Upham Beach Stabilization: No change.

001514A Long Key Upham Nourishment 2018: project completed in FY22.

001516A Sand Key Nourishment 2023: Design, construction and monitoring pushed out 2 years.

002573A Long Key-Pass a Grille Nourishment 2022: Construction and monitoring pushed out one year. Increase in estimate due to revision in federal project costs. Addition of nest relocation during construction phase.

002574A Treasure Island Nourishment 2022: Construction and monitoring pushed out one year. Increase in estimate due to revision in federal project costs. Addition of nest relocation during construction phase.

004487A Long Key-Upham 2024 Beach Nourishment: Decrease in estimate due to revision in federal project costs. Addition of nest relocation during construction phase.

Program 3009 - Environmental Conservation Projects

000083A Weedon Island Preserve Salt Marsh Restor: Project decreased due to correcting grant funding.

001008A 4 Lakes Hammock Public Use Infrastructure: Project budget increased due to construction estimate included this budget cycle.

004178A Philippe Park Seawall Replacement: Project increased due to scope change of adding sidewalk and stormwater to the project.

Program 3010 - Channel Erosion Projects

002109A Whitney Road and Wolford Road intersection and Roadway Improvements: Construction funding moved out due to floodplain investigation.

002121C Bee Branch Phase 3 Erosion Control: Budget increase and outward schedule shift due to extensive easement-coordination work. Increased property value has affected the project's acquisition estimate.

003810A Creek, Channel, Erosion Control Program: Budget reduced to reflect current need.

003894A Mullet Creek Channel B Bank Stabilization: Slight budget increase funded by American Rescue Plan Act (ARPA) funding. Construction pushed out due to need for geotechnical review.

004135A Starkey Road Channel 5 Bank Stabilization Improvements: Increase due to actual cost of consultant fee, addition of staff time, survey and geotechnical work. Construction pushed out due to increased design scope.

005587A Bee Branch Erosion Control - Omaha to Outfall: New project funded by State appropriation.

Program 3012 - Flood Control Projects

002119A Drainage Improvements in Pinebrook Canal between 142nd Avenue and Ulmerton Road: Project is now moving forward. Project was previously on hold.

002123A Roosevelt Creek Channel 5 Improvements: Slight budget increase to add planting elements and Tampa Bay Estuary Program (TBEP) grant award for construction. Outward shift in project schedule.

002124A Cross Bayou Improvements Phase 1: Design estimate increase due to change in project delivery method. Increase in acquisition estimate due to increased property value. Outward shift in project schedule due to extensive acquisition coordination work.

Governmental Capital Improvement Plan
Revisions from Previous Year

- 002124B Cross Bayou Improvements Phase 2: Cost increase due to additional estimated volume of sediment to be removed and disposed, and market inflation on property values and construction costs.
- 002228A Taylor Lake Seawall Replacement: Cost increase due to addition of post design services and current day pricing of construction. Outward shift in project schedule due to utility coordination and constructability review.
- 003800A Flood Prevention Program: Program project reduced to reflect identified needs.
- 003895A Chenango Ave - Sedeeva Street Drainage Improvements: Increase due to inflation in construction pricing and design scope increase to review additional alternatives.
- 003896A Crystal Beach Drainage Improvements: Increase due to updated scope and addition of final design. Construction pushed out 1 year to allow for final design.
- 004116A Joe's Creek Greenway Trail and Stormwater Management: Increase due to a more defined scope, market inflation, and additional design scope to meet grant performance period timeline. Project schedule has been accelerated due to grant performance requirements.
- 004117A McKay Creek Watershed-wide Flood Reduction Projects: Budget decrease due to most recent more defined scope.
- 004119A Starkey Road Channel 8 Drainage Improvements through Green Meadows and Twin Oaks: Original estimate was preliminary. Project scope is more clearly defined and addresses specific 2017 Penny list projects which has increased the total project estimate.
- 004121A Curlew Creek (Channel A Oro Dr to Wilshire Dr) and Smith Bayou (Lower Bee Branch Channel Restoration near Tampa Rd) Stormwater Conveyance Improvements: 004121A - Curlew Creek (Channel A Oro Dr to Wilshire Dr) and Smith Bayou (Lower Bee Branch Channel Restoration): Budget decrease due to scope decrease and grant modifications.
- 004134A McKay Creek Operable Lake Controls and SCADA: 004134A - McKay Creek Operable Lake Controls and SCADA: Schedule shift outward and budget update to reflect SWFWMD grant award.
- 005120A RESTORE SEP 16-3 Land Acquisition for Floodplain Restoration and Resiliency: New project.
- 005541A Stevensons Creek Channel Reconstruction: New project.
- 005542A Spring Branch Floodplain Preservation and Habitat Improvement Area: New project.

Program 3013 - Storm Sewer Rehab Projects

- 001177B Lakeshore Estates Phase 2 Roadway and Drainage Improvements: Budget increase due to scope change caused by unforeseen sub-surface conditions.
- 001328A Cross Bayou Estates Drainage Phase 1: Increase in design estimate due to addition of post design.
- 001328B Cross Bayou Estates Drainage Phase 2: Design is slightly behind schedule. Timeframe for project completion has not changed.
- 001333A N. Highland Ave Road & Drainage Improvements Phase I: Original construction estimate was preliminary. Increase due to costs reflected in vendor bid submittals.
- 001638A Granger Drive Drainage Improvements: Project on hold due to downstream capacity analysis needs.
- 002064A Storm Sewer Pipeline Rehabilitation and CIPP: Increase in program project duration. Program project was going to end in FY27 and will now continue through FY30. Urgent need for pipe replacements in FY23 and FY24 due to current pipe conditions.
- 002109A Whitney Road and Wolford Road intersection and Roadway Improvements: Construction funding moved out due to floodplain investigation.

Governmental Capital Improvement Plan
Revisions from Previous Year

002115A Cherokee Drive (48th Avenue N) from 113th Street North to 112th Street North Drainage Improvements: No change.

002434A South Myrtle Avenue Drainage Improvements from Clearwater Largo Road to Belleair Road: Increase due to scope expansion affecting design and construction estimates.

003897A Anclote Road Stormwater and Roadway Improvements: Decrease due to consultant fee negotiation.

003898A Lakeview and Keene Rd Drainage Improvements: Decrease due to refined estimates.

003899A 98th Way - 100th Way Drainage Improvements: Slight increase due to change in unit cost and latest estimate from design consultant.

004207A Stormwater Infrastructure Program PIV: Decrease due to change in sub-project needs and schedules.

004518A Lofty Pines Sewer ILA with City of Dunedin Pass Thru Grant FDEP: No change.

005585A Sutherland Area Drainage Improvements: New project funded by State appropriation.

006028A Lealman Drainage Improvements: New project in FY23. Fully American Rescue Plan Act (ARPA) funded.

Program 3014 - Surface Water Quality Projects

000157A Lake Seminole Sediment Removal: Project schedule shifted outward due to award of U.S. Environmental Protection Agency (EPA) grant and addition of grant associated work post construction.

003001C Lealman Regional Stormwater Facility: Acquisition has been added after Preliminary Engineering Review (PER) complete. Original project estimate did not contain acquisition which is needed for secondary site.

003130A Roosevelt Creek Stormwater Facility Improvements: Project substantially completed in FY22. Remainder of 1st year planting and maintenance to be completed in FY23.

003435A Baypointe Stormwater Conservation Area: Cost increase due to additional sampling and contamination delineation. Additional task added to separate brownfield remediation cost.

003900A Stormwater Starkey Facility M10 Modification: Construction increase due to Southwest Florida Water Management District (SWFWMD) request for planting and weir design for water quality.

004126A Regional Stormwater Facilities: 004126A - Regional Stormwater Facilities: Budget increase due to additional acquisition budget from expanding potential site selections search to parcels other than County-owned properties.

004243A Palm Harbor Regional Stormwater Facility Improvements: Former sub-project of 004296A-Stormwater Quality Program PIV. This project will have it's own budget beginning in FY23 and is partially funded by the American Rescue Plan (ARPA).

004256A Interlocal Agreement between Pinellas County and Tampa Bay Estuary Program for FY2018-2023 Tampa Bay Environmental Restoration Fund: No change.

004296A Stormwater Quality Program PIV: Budget reduced based on actual sub-project needs.

005586A Pinellas Trail Green Infrastructure at Wall Springs Park: New project funded by State appropriation.

FUNCTION: PUBLIC SAFETY

Program 3017 - Detention/Correction Projects

000895A Jail Campus Infrastructure Upgrade: No change.

002590A Detention Perimeter Gates Replacement: Project decreased due to scope change of reduction of gates being replaced.

Governmental Capital Improvement Plan
Revisions from Previous Year

003509A Jail Perimeter Road Modification into ditch behind F-Wing: Project to be completed FY22.

Program 3018 - Emergency & Disaster Projects

000855H Emergency Shelter- Lealman Community Center: Project completed FY22.

004180A Emergency Sheltering (including special needs shelters): Moved funding from FY24 to FY23 due to Clearwater High hardening projects estimated completion date is summer 2023. Increased FY23 allocation by \$650K due to the need to program in contingency in the existing MOU (various schools) and the propose MOU (Clearwater High).

004582A Pod and Sat Runner Units: Project advanced and will complete in FY22.

Program 3019 - Other Public Safety Projects

000007B Public Safety Campus Repairs and Upgrade: Project to be completed this fiscal year.

002996A Redington Beach Rescue Station: Pushed construction funding out pending Board approval of Phase II.

003901A Radio Equipment Shelter Replacement at multiple sites: Construction ahead of schedule. Will complete more in FY22 than previously anticipated.

004100A Government Facilities Remodel and Renovation: Budgeted program project for subprojects each year, budget updated accordingly.

004175A Sheriff's Office Helicopter Hangar replacement: Project canceled; will be leasing space rather than building new hangar.

004185A Palm Harbor Fire Station 68: Project received an additional \$2.5M in ARPA funding. Cost estimates increased due to unanticipated site development costs, runoff/environmental issues on the site that must meet SWFWMD and County Code, increases to labor and material costs, and the addition of a stand alone building for a third apparatus bay.

004186A Lealman Fire Station 19: Project received an additional \$787K in Penny funding for unanticipated land acquisition. It was determined by the design consultants that the new station project would have to be moved to accommodate setback and stormwater requirements.

004968A Public Safety Radio Compliance-Mutual Aid: No change.

004969A Public Safety Radio Sustainment-Hospital Microwave: Project will complete in FY22 ahead of schedule.

004970A Public Safety Radio Sustainment-North Zone & Astro Site Repeater (ASR): Project's schedule pushed out to FY23. Project being reevaluated.

005543A Pinellas Suncoast Fire Rescue (PSFR) Ladder Truck 28: New project funded by General Fund.

005544A Pinellas Suncoast Fire Station 28 Mainland: New project added to the CIP Plan. ARPA and Penny funded.

006034A Fire Training Facility Enhancements: New ARPA project added to the CIP Plan.

006035A Squad 65 Emergency Rescue Vehicle (Palm Harbor): New ARPA project added to the CIP Plan.

Program 3038 - Penny-Jail & Courts Facil (3%)

002880A Courts and Jail Projects: Budgeted program project for subprojects each year, budget updated accordingly.

004179A New Jail Security Entry Center (SEC): Project name updated to match scope change. Increase due to preliminary construction estimates provided.

Governmental Capital Improvement Plan
Revisions from Previous Year

004234A Jail F-Wing Cell Door Renovation: Project cost increased based on bid amounts and adding staff time, sheriff escorts, and construction engineer inspection.

FUNCTION: TRANSPORTATION

Program 3020 - Arterial Roads Projects

000087A 22nd Ave S - 58th St S to 34th St S Roadway Improvement: Design behind schedule construction budget moved to FY23.

000097A 62nd Avenue N Roadway Improvement from 34th Street N to 49th Street N: Design years adjusted with no budget change overall.

002063A Starkey Road road reconstruction & widening from Flamevine to Bryan Dairy Road: Construction budget increase due to current construction costs.

002105A Starkey Road roadway improvement from Bryan Dairy Road to Ulmerton Road: Construction budget increase due to anticipated construction costs.

002110A Forest Lakes Blvd Pavement Rehabilitation - Phase II: Project complete FY21.

003877A Sunset Pt Rd from Kings Hwy to Keene Rd Roadway Improvements: No change.

003879A East Lake Rd (CR 611) from S of Curlew Road to N of Trinity Blvd. (CR 966): Design budget adjusted to fit scope.

003880A 102nd Ave from 137th St to 113th St Roadway Improvements: The project will be split into two phases/projects. Phase 2 is 003880B 102nd Ave 113th to 125th St St Roadway Improvements Phase 2.

003880B 102nd Ave 113th to 125th St St Roadway Improvements Phase 2: New project split from 003880A 102nd Ave-137th to 113th to work on west end first.

004540A West Bay Complete Streets project from the Belleair Bridge to Clearwater-Largo Road: Design budget adjusted to fit scope. Construction budget increase for anticipated construction market.

Program 3021 - Intersection Improvements Projects

000195A Traffic Safety Improvements: No change.

000958A 49th St N @ 38th Ave N and 30th Ave N, 58th St N @ 38th Ave N ADA Ramps Upgrade, Sidewalk, and Intersection Improvements: No change.

001020A N.E. Coachman Road at Old Coachman Road Intersection Improvements: Project complete FY21.

001023A 131st Street N at 82nd Avenue N and 86th Avenue N Intersection Improvements: No change.

002540A Belcher Road at Gulf to Bay Boulevard PD&E Study Re-Evaluation: Increased due to right-of-way costs, consultant services needed, and projected construction costs.

003898A Lakeview and Keene Rd Drainage Improvements: Decrease due to refined estimates.

004152A Intersection Program PIV: Budget increase in anticipation of grant for 7 mast arm hardening projects.

004607A Grand Canal Dredging in Tierra Verde: No change.

005125A Traffic Safety Improvements PIV: New Program Project.

005208A Keystone Road and Eastlake Road Emergency Access Improvements: New project that is being broken out of program project 000195A Traffic Safety Improvements.

Governmental Capital Improvement Plan
Revisions from Previous Year

005209A Ridgemoor Blvd Access Management Safety Improvements from East Lake Rd to Pine Ridge Blvd: New project that is being broken out of program project 000195A Traffic Safety Improvements.

005538A Bay Pines Blvd & 95th St N Intersection Improvements: New project.

005539A 49th St at 46th Ave N Intersection Improvements: New project.

Program 3022 - Local Streets/Collector Projects

002109A Whitney Road and Wolford Road intersection and Roadway Improvements: Construction funding moved out due to floodplain investigation.

002131A 46th Ave N from 49th St N. (CR 611) to 38th St N. Roadway Improvements: Construction schedule accelerated with ARPA funding.

002180A 62nd Ave. N. from 49th St. N. to 66th St. N.- Facilities Enhancements: No change.

002925A 126th Avenue N Improvements from 34th Street N to US Hwy 19: Budget adjusted to fit actual project development schedule needs.

003862A Belleair Rd Roadway Improvements from US Hwy 19 to Keene Rd: No change.

003882A 54th Ave. N. Roadway Improvements from 49th St. N. to 34th St. N.: No change.

003884A Highland Ave (CR 375) from Belleair Rd (CR 464) to E. Bay Dr (CR 686) Roadway Improvements: No change.

003914A Forest Lakes Blvd Phase III - From Tampa Rd. to SR 580: Design budget adjusted to fit executed contract.

004182A Nebraska Ave Roadway Improvement from Alt US 19 to West Lake Blvd: Construction budget increased due to better estimate after project development.

Program 3023 - Pinellas Trail Projects

000967A Pinellas Trail Loop North Segment: Budget reduction due to bridge becoming new project.

000967C Pinellas Trail North Gap - Tampa Rd to E Lake Rd S - Bridge over Lake Tarpon Outfall Canal (LTOC): New project to separate the Lake Tarpon Outfall Canal Bridge from the original project 000967A Pinellas Trail Loop North Segment.

003682A Trail Projects: No change.

003883A Pinellas Trail South Gap - 126th Ave N to Ulmerton Rd: Budget reduction due to project scope and anticipated construction.

003883B Pinellas Trail South Gap - Ulmerton Rd to Belleair Rd: Budget increase due to project scope and anticipated construction.

006023A McKay Creek Greenway Trail: New project.

Program 3024 - Road & Street Support Projects

004183A Countywide Traffic Signalization Improvements: Budget increase due to current construction market.

004200A Gulf Blvd Improvements Penny IV: No change.

Program 3026 - Sidewalks Projects

001976A Mehlenbacher Road Sidewalk Improvements from Palm Avenue to the Pinellas Trail: Budget broken out from 004144A Sidewalk and ADA Program PIV as a stand alone project.

Governmental Capital Improvement Plan
Revisions from Previous Year

002069A 62nd Avenue N & 25th Street N Sidewalk Intersection Improvements: Construction budget increased due to better estimate.

002128A 42nd Avenue from 35th Street N to 46th Street N Drainage and Sidewalk: No change.

002232A Indian Rocks Road Phase 2B - from Kent Drive to 8th Avenue Southwest - Sidewalk & Drainage Improvements: Construction start shifted to FY23 due to stormwater issues.

002686A Sidewalk Hercules Avenue Phase II from Sherwood Street to Sunset Point Road: Project complete FY21.

002927A 46th Ave. N. Sidewalk Improvements from 49th St. N. to 55th St. N.: Increase due to adding Construction Engineering Inspection(CEI) and testing.

003885A Virginia Ave. Sidewalk Improvements from CR 1 to N. Hercules Ave.: Budget decrease due to scope of actual sidewalk needs.

004144A Sidewalk and ADA Program PIV: No change.

004229A Starkey Rd. Sidewalk from Ulmerton Rd to East Bay Drive: Construction budget increase due to current construction market.

004539A Belcher Rd. Sidewalk Improvement from 38th Ave. N. to 54th Ave. N.: Budget increase due to estimate developed from project scoping. Incorporation of ARPA funding for construction.

004616A Riviere Rd. from Tampa Rd. to Nebraska Ave. S/W Improvements: New project.

006030A Highpoint: Russell Ave Connection: New project.

006033A Safe Routes to School: New project.

Program 3031 - Bridges-Repair & Improvement

000423A Dunedin Causeway Bridge Project: No change.

000700A Westwinds Drive Bridge Replacement over Westwind Canal: Project is substantially complete.

000702A Crosswinds Drive Bridge Replacement over Crosswinds Canal: Budget adjusted to fit actual project schedule.

000971A 13th Street / Sands Point Drive Bridge Replacement: Design budget adjusted to fit scope. Construction budget increase for anticipated construction market.

001034A Old Coachman Road over Alligator Creek Bridge Replacement: Construction budget increase due to current construction market.

001035A Oakwood Drive over Stephanie's Channel Bridge Replacement: Budget increase due to actual bid price.

001036A San Martin Blvd. over Riviera Bay Bridge Replacement: No change.

001037A Beckett Bridge Replacement: Budget increase for design and acquisition needs.

003678A Madonna Blvd over Pine Key Cutoff Bridge #154700: Design budget adjusted to fit scope. Construction budget increase due to current pricing.

003878A Indian Rocks Rd Bridge Culverts: Project broken out from 004125A Bridge Program PIV as a stand alone project.

004125A Bridge Program PIV: Budget adjusted to fit program needs.

Program 3032 - Road Resurfacing & Rehabilitation

Governmental Capital Improvement Plan
Revisions from Previous Year

- 001177B Lakeshore Estates Phase 2 Roadway and Drainage Improvements: Budget increase due to scope change caused by unforeseen sub-surface conditions.
- 001333A N. Highland Ave Road & Drainage Improvements Phase I: Original construction estimate was preliminary. Increase due to costs reflected in vendor bid submittals.
- 003320A Ridge Rd Road Rehabilitation from Old Oakhurst Road to Ulmerton Road: Project to be completed in FY22.
- 003322A Sunset Point Rd Road Rehabilitation from Kings Highway to Keene Road: Project to be completed in FY22.
- 003326A Nursery Rd Road Rehabilitation from Sunny Park Drive to US Hwy 19: Project to be completed in FY22.
- 003916A 49th St N Road Rehabilitation from 86th Ave to Ulmerton Rd: Project to be completed in FY22.
- 003918A Local Group 52 (Bayhaven) Road Rehabilitation: Project to be completed in FY22.
- 003919A Local Group 74 (Harbor Bluffs North) Road Rehabilitation: Project to be completed in FY22.
- 004192A Road Resurfacing & Rehabilitation PIV: No change.
- 004246A 46th Ave N Roadway ADA & Sidewalk Upgrades from 62nd St N to 55th St N_JPA ToKC: Project is substantially complete.
- 005540A Fisher Rd Roadway Improvement from Curlew Rd to CR 39: New project.
- 006020A Local Group-Taylor Lake, Ridgecrest, Oak Village Subdivisions: New project.
- 006021A Local Group-Martin Terrace: New project.
- 006022A Local Group-Gulf Terrace and Rainbow Village Subdivisions: New project.
- 006027A Local Group-Sunny Lawn Estates & Adjacent Subdivisions: New project.
- 006029A Local Group-Various High Point Subdivision: New project.

Program 3033 - Advanced Traffic Management System

- 001031A ATMS Gulf Boulevard: Project completed in FY22.
- 001032A ATMS/ITS Regional Improvements: This program covers the replacement of failed and old ATMS devices on an annual basis. Budget updated accordingly each year. Additional year (FY28) added to program.
- 002598A ATMS Alt US 19 South - SR60 to 34th St N: Project delayed due to contractor going out of business and surety company taking over. Project was originally scheduled to end in FY21 but will be completed in FY22.
- 002599A ATMS St Pete Downtown: Project costs have increased due to complexities of the project and need for additional equipment. Construction engineering and inspection (CEI) costs have also increased due to anticipated duration of construction.
- 002600A ATMS 49th St - SR60 to 46th Ave N: Project scheduled to complete in FY22.
- 002601A ATMS Phase 3 Expansion: Project originally scheduled for completion in FY21 but will be completed in FY22.
- 003775A ATMS Central Software Purchase: No change.
- 003776A Intelligent Transportation Equipment Installation and Replacement: No change.
- 004541A ATMS North County Phase 2: Project schedule accelerated. Additional design cost due to negotiation of staff hours with consultant. Additional construction cost due to addition of DMS signs for Honeymoon Island State Park notifications.

**Governmental Capital Improvement Plan
Revisions from Previous Year**

004542A ATMS Drew Street: No change.

004543A ATMS Alderman Road: No change.

004544A ATMS 113 th Street: No change.

004974A ATMS Pinellas County ATCMTD Connected Community Project: No change.

Program 3034 - Railroad Crossing Projects

004189A Railroad Crossing Program PIV: Budget adjusted to fit program needs.

Program 3035 - Roadway Underdrain Projects

004216A Underdrain Program PIV: No change.

Program 3036 - MSTU Paving Projects

001817A Municipal Services Taxing Unit - Paving: No change.

002086A MSTU Paving Huston Lane and Pinecrest Drive: Design to be complete FY22. Construction start shifted to FY23.

002932A Crystal Beach Paving & Drainage Improvements: No change.



**Enterprise Capital Improvement Plan
Revisions from Previous Year**

FUNCTION: NON-PROJECT ITEMS

Program 1008 - Reserves Program

001251A Solid Waste 4023 Reserves: Reserves updated each year to balance fund.

001252A Sewer 4052 Reserves: Reserves updated each year to balance fund.

001253A Water ImpFee 4036 Reserves: Reserves updated each year to balance fund.

001254A Water 4034 Reserves: Reserves updated each year to balance fund.

FUNCTION: PHYSICAL ENVIRONMENT

Program 2223 - Recycling & Education Programs

002585A Recycling Center Expansion Projects: Project pushed out due to relocation of recycling center.

002586A Visitor Information Kiosks and Claw Monument: Project extended into FY23 due to delay in materials.

Program 2224 - Site Operational Programs

000731A Pavement Replacement Program: Budgeted program project for subprojects each year, budget updated accordingly.

000748A Side Slope Closures: Project pushed out a year due to operations increasing elevation on slopes.

000752A Bridgeway Acres (BWA) Landfill - Miscellaneous: Budgeted program project for subprojects each year, budget updated accordingly.

000752B Bridgeway Acres Class 1 Landfill Ditch Slope Reconstruction: Project to be completed this fiscal year.

000842A Replace Scales: Project pushed out until traffic study completion that will provide direction on this project.

000853A Air Pollution Controls Technical Recovery Program: FY22 estimate is the balance to be invoiced by Covanta.

000854A Waste-to-Energy (WTE) Discretionary/Force Majeure Work: Budgeted program project for subprojects each year, budget updated accordingly.

001057A General Upgrades to Supervisory Control and Data Acquisition (SCADA): The SCADA master plan recommends replacing Programmable Logic Controllers (PLC) at pump stations. This includes panel design and cellular modem upgrades.

001059A Electrical Systems Technical Recovery Program: FY22 estimate is the balance to be invoiced by Covanta.

001111A Landfill Perimeter Buffer Project: Project on hold.

001112A Sedimentation Control at Bridgeway Acres (BWA) Landfill: Project to be completed this fiscal year.

001593A Mechanical Systems Technical Recovery Program: FY22 estimate is the balance to be invoiced by Covanta.

002135A Stoker, Grates, Boilers and Combustion Control Technical Recovery Program: FY22 estimate is the balance to be invoiced by Covanta.

002136A Turbine Generator Technical Recovery Program: FY22 estimate is the balance to be invoiced by Covanta.

Enterprise Capital Improvement Plan
Revisions from Previous Year

002137A Instrumentation and Controls Technical Recovery Program: FY22 estimate is the balance to be invoiced by Covanta.

002423A Industrial Waste Treatment Facility Improvements: Budgeted program project for subprojects each year, budget updated accordingly.

003346A New Scale Lane: No change.

003347A Industrial Waste Treatment Facility Clarifier: Project pushed out one year due to delay in bidding.

003350A New Canopy at Solid Waste Scale House: No change.

003363A Sod Farm Slurry Wall: No change.

004915A Waste to Energy Enhanced Metals Recovery: Project decreased due to change in scope of removing some of the metal work that was to be completed.

004916A Solid Waste On Site Net Metering: No change.

004917A Waste to Energy B101, B102, B103 Pass Primary Superheater Tubes Replacement: Project name updated. Cost increase due to higher Covanta estimate. Anticipated to be completed this fiscal year.

004918A Organics Processing Facility: No change.

004920A Solar Floating Array at Solid Waste: Project advanced due to need at the Pond.

004921A Solar Panel Closed Side Slopes at Solid Waste: No change.

004922A Bulky Waste Processing Station at Solid Waste: No change.

004923A Traffic Improvements at Solid Waste Facility: No change.

005212A Waste to Energy Biomedical Waste Acceptance Modifications: New project.

005213A Solid Waste Class 1 Litter Fence and Deodorizing Mister System: New project.

005214A Solid Waste Influent Pumping Station(Thirsty Duct) Improvements: New project.

005215A Waste to Energy Pressure Parts Replacement: New project.

005537A Waste to Energy Structural Steel Replacement of Baghouses, Baghouses Outlet Ducts, and SDA Units: New project.

Program 2321 - Water

000700B Westwinds Dr. Bridge Replacement - Utility Relocations: No change. Project expected to be completed in FY22.

000702B Crosswinds Dr. Bridge Replacement - Utility Relocations: No change. Project expected to be completed in FY22.

000744A Facility Miscellaneous Improvements: Budget and schedule adjusted based on revised estimates for work to be completed at various Utility facilities.

000791A FDOT Relocation Projects Miscellaneous: No change.

000791B Utility Upgrades 19/Seminole Blvd. from S. of 53rd Av. to S. of 102nd Av.: Project completed.

000791C Utility Upgrades SR 595 (Alt. US 19/Seminole Blvd.) Fr. N. of 101st Av. N. to East Bay: Project completion anticipated FY22.

000831A Water, Sewer and Reclaimed Water Relocation Projects: No change.

Enterprise Capital Improvement Plan
Revisions from Previous Year

- 000971B Sands Pt Dr/13th St Bridge Water Main utility relocation: Project added for utility relocation associated with Sands Point Drive/13th Street Bridge replacement.
- 001023B 131st St and 86th Ave Water Main Relocation: Project completed.
- 001035B Oakwood Dr. Bridge Replacement Utility Relocations: Budget and schedule adjusted based on revised information from Public Works.
- 001057A General Upgrades to Supervisory Control and Data Acquisition (SCADA): The SCADA master plan recommends replacing Programmable Logic Controllers (PLC) at pump stations. This includes panel design and cellular modem upgrades.
- 001177D Lakeshore Estates Road and Drainage Improvements Phase II Utilities Relocations: Project anticipated completion FY22 (joint project with Public Works 001177A).
- 001283A Replanting of Pine Seedlings @ Cross Bar Ranch: Reduction in budget due to pine planting cycle.
- 001333B North Highland Avenue Water and Sewer Improvements Phase I: No change.
- 001522A FDOT US 19 Main to Northside: Schedule and budget adjusted based on Florida Department of Transportation (FDOT) revised estimates and project timeline. Increase to budget due to inclusion of valves.
- 001523A FDOT US19 Northside to CR95: Schedule and budget adjusted based on Florida Department of Transportation (FDOT) revised estimates and project timeline.
- 001525A Future Supply & Treatment Projects: Increase due to programming of anticipated projects that will be identified and prioritized as part of the water master plan.
- 001528A Future Relocations and System Upgrades: Schedule adjusted to FY25-28.
- 001601A Advanced Metering Infrastructure (AMI) Water Meter Replacement: Increase budget based on the addition of contingency to the contract and outsourced construction inspection services. Project schedule extended one year into FY26.
- 001638B Granger Dr Water Line Relocations: Project cancelled based on information from Public Works.
- 001817B Crystal Beach Water, Sewer and Reclaim Water Relocations Along Grace St., Seafford Ave., Disston St. and Florida Blvd.: Schedule and budget adjusted to extend into FY23 based on updated information from Public Works.
- 002063B Starkey Road Utility Relocation from Flame Vine Ave to Bryan Dairy Road: Construction extended into FY24 based on revised schedule provided by Public Works. No significant change to project budget.
- 002086B Huston Lane / Pinecrest Dr. Water Line Relocation: Project cancelled based on revised information from Public Works.
- 002109B Whitney Rd- Wolford Rd Intersection Water Imp: No change.
- 002149A Logan Laboratory Improvements: Design scope change of addition for new laboratory space and converting existing laboratory to office spaces. The scope change and inflation increased cost of project.
- 002150A Gulf Beach Pump Station Upgrades: Schedule shifted for design FY22-23 and construction FY24-25 and construction budget increased based on anticipated construction costs.
- 002232B Indian Rocks Road Sidewalk Improvements Phase 2B From Church Creek to 8th Avenue SW - Utilities Relocations: Schedule and budget adjusted based on updated information from Public Works.
- 002627A FDOT- Gateway Projects Utility Relocation: No change.
- 003562A Myrtle Ave Water Main Replacement: Schedule and budget adjusted based on revised information from Public Works.

Enterprise Capital Improvement Plan
Revisions from Previous Year

- 003678B Madonna Blvd bridge over Pine Key Water Main utility relocation: Project to be complete in FY23.
- 003748A Gulf Blvd. Relocations @ the Narrows: Project completion FY22.
- 003763A Utilities Facilities Security: Decreased due to departmental reprioritized needs.
- 003764A Water Ground Storage Tank Rehabilitation: Project completion anticipated FY22.
- 003765A Programmable Logic Controller Upgrades: Construction budget shifted to FY24 and FY25. No significant change to overall project budget.
- 003767A Water Facilities Annual Improvements: No change.
- 003768A Wholesale Meter Rehabilitation: Project programmed to continue through FY28 due to a change in scope from rehabilitation to a six-year wholesale meter upgrade and improvements plan.
- 003896B Crystal Beach Utility Relocation and Replacement Associated with Drainage and Roadway Improvements: New project for utility work associated with a Public Works CIP project 003896A Crystal Beach Drainage Improvements.
- 004071A Rosery Road Phase I Water Main Relocation from Pinellas Trail to Missouri Avenue: No change to budget. Schedule adjusted for completion in FY22.
- 004090B Cycle Springs Water Main Pipe Relocation: Schedule and budget adjusted based on revised information from Public Works.
- 004229C Utility Work - Starkey Rd Corridor sidewalk from Ulmerton Rd to East Bay Dr: Project added for utility work associated with Public Works sidewalk project 004229A.
- 004353A Replacement of the 10 Inch Water Main Subaqueous Crossing along 27th Ave and N. Tessier Drive: Project came in less than anticipated. Substantially complete in FY21; completion FY22.
- 004355A S. K. Keller Polyphosphate Building Process Upgrades: Increase in construction budget. Engineer's estimate used to develop budget was off by more than 40%.
- 004356A North Water Booster Station Variable Frequency Drive Modifications: Project schedule and budget adjusted based on revised estimates. Construction budget shifted to FY23-FY24.
- 004450A Dolphin Drive Utility Relocation for City of Belleair Bluffs Roadway Improvements: Project scheduled to be completed in FY22. No change to budget.
- 004572A Marlin Drive Utility Relocation for City of Belleair Bluffs Roadway Improvements: Slight budget increase based on agreement with City of Belleair Bluffs. Construction extended into FY24.
- 004573A Pass A Grille Way and Gulf Way from 9th Ave. to 22nd Ave Water Improvement Project: Increase to budget based on revised estimate from engineer and increased material costs.
- 004574A FDOT Utility Relocation US 19 From CR 95 to Pine: Schedule and budget adjusted based on Florida Department of Transportation (FDOT) revised estimates and project timeline. Design estimates slightly reduced; no change to project schedule.
- 004575A FDOT Utility Relocation US 19 from Nebraska Av to Timberlane Rd 433797-1: Project has been pushed out beyond FY28; rescheduled to start in FY34-35 based on Florida Department of Transportation (FDOT) revised estimates and project timeline.
- 004576A FDOT Utility Relocation US 19 from Timberlane Rd. to Lake St. 433796-1: Project reschedule for start in FY34-35 based on Florida Department of Transportation (FDOT) revised estimates and project timeline.
- 004578A Building Hardening - General Maintenance Building South: Construction budget shifted to FY23. No change to overall project cost.

Enterprise Capital Improvement Plan
Revisions from Previous Year

- 004900A Vina Del Mar Neighborhood, St. Pete Beach Water Main Improvements: Construction moved out one year from FY23 to FY24.
- 004902A 127th Place, 127th Ave, 122nd Ave, 103rd and 104th St. N, Utility Relocation: Decrease in budget estimate based on revised engineer's estimate.
- 004979B Watermain Replacement Shore Drive Canal Bridge: New project for utility work associated with Public Works bridge replacement 004979A; anticipated completion in FY23.
- 005015D Manufactured Home Communities (MHC) Potable Water Systems Improvements: New project that is ARPA funded.
- 005054A Replacement of Park Blvd. 24" Water Main: New emergency project approved in off-budget cycle request.
- 005063A Water Main Relocation and Improvements City of Largo's Valencia Drive: New project. Approved as off budget cycle project request.
- 005071A (Area 3 Project) Pruitt, Marguerite and Bayshore Drive, Madeira Beach Utility Relocation: New project. Approved as off budget cycle project request.
- 005072A Gladys Street Water Main Relocation and Improvements from Wilcox Rd to Dryer Ave, Largo: New project. Approved as off budget cycle project request.
- 005073A 129th and 131st Avenue E Madeira Beach Utility Relocation: New project. Approved as off budget cycle project request.
- 005204A 48" Water Main Repair located at 3000 SR 580: New project for an emergency replacement of valves. Project completion anticipated FY22.
- 005216A Sharkey Road, Terrace Road to Belcher Road Water Main Improvements: New project FY23-FY25.
- 005218A North Booster Pump Station Hardening: New project FY25-FY30.
- 005220A Utilities Generator Buildings Sprinkler Installations: New project FY23-FY25.
- 005222A Logan Utilities Operations Center Building: New project FY23-FY26.
- 005223A Rosery Road Water Main Relocation (Phase 2) from Mandalay Drive to Eagle Lake Park, City of Largo: New project FY23-FY24.
- 005224A 60" Transmission Water Main Line Valve at Keller Water Treatment Facility: New project FY23-FY25.
- 005227A Keller Emergency Operations Building/Warehouse: New project FY24-FY27.
- 005228A Keller Regional Treatment Facility Open Air Building Upgrades: New project FY24-FY28.

Program 2421 - Sewer

- 000700B Westwinds Dr. Bridge Replacement - Utility Relocations: No change. Project expected to be completed in FY22.
- 000702B Crosswinds Dr. Bridge Replacement - Utility Relocations: No change. Project expected to be completed in FY22.
- 000744A Facility Miscellaneous Improvements: Budget and schedule adjusted based on revised estimates for work to be completed at various Utility facilities.
- 000791A FDOT Relocation Projects Miscellaneous: No change.
- 000831A Water, Sewer and Reclaimed Water Relocation Projects: No change.
- 000847A South Cross Bayou Wastewater Treatment Facility Upgrades and Replacement: No change.

Enterprise Capital Improvement Plan
Revisions from Previous Year

- 000852A W.E. Dunn Wastewater Treatment Facility Upgrades and Repair and Replacement: Budget decrease due to the classification temporary grit repair and lining repairs being moved to operating.
- 000964A Sanitary Sewer Pump Station Rehabilitation & Improvements: Project budget increased due to rising construction costs to rehabilitate pump stations including material, equipment costs, and labor industrywide.
- 001035B Oakwood Dr. Bridge Replacement Utility Relocations: Budget and schedule adjusted based on revised information from Public Works.
- 001057A General Upgrades to Supervisory Control and Data Acquisition (SCADA): The SCADA master plan recommends replacing Programmable Logic Controllers (PLC) at pump stations. This includes panel design and cellular modem upgrades.
- 001177D Lakeshore Estates Road and Drainage Improvements Phase II Utilities Relocations: Project anticipated completion FY22 (joint project with Public Works 001177A).
- 001333B North Highland Avenue Water and Sewer Improvements Phase I: No change.
- 001523A FDOT US19 Northside to CR95: Schedule and budget adjusted based on Florida Department of Transportation (FDOT) revised estimates and project timeline.
- 001814A Sanitary Sewer Manhole Rehab Project: Program project to fund multiple sub-projects.
- 001814C Sanitary Sewer Manhole Rehabilitation FY22-23: Program project to fund rehab and replace sub-projects.
- 001817B Crystal Beach Water, Sewer and Reclaim Water Relocations Along Grace St., Seafford Ave., Disston St. and Florida Blvd.: Schedule and budget adjusted to extend into FY23 based on updated information from Public Works.
- 001933A Sanitary Sewer Cured In Place Pipe Lining: Increase in budget due to addition of FY28.
- 001933D Annual Sewer CIPP - Tarpon Springs, Palm Harbor, Curlew City: Construction start shifted to FY23 with estimated project completion FY24. No change to overall budget.
- 001933E Annual Sewer CIPP - Bardmoor, Kenneth City: Construction start shifted to FY24. Increased budget amount due to additional scope review resulting in increased cost estimate.
- 001933F Annual Sewer CIPP - Belleair, Belleair Bluffs: Decreased overall project budget and project construction start shifted to FY23.
- 001933G Annual Sewer CIPP - Ridgewood, Oakhurst, Belleair Beach, N. Lake Seminole: Increased overall project budget based on revised engineer's estimate. Schedule shifted to extend construction to FY23.
- 002063B Starkey Road Utility Relocation from Flame Vine Ave to Bryan Dairy Road: Construction extended into FY24 based on revised schedule provided by Public Works. No significant change to project budget.
- 002069F 62nd Ave N & 25 St N. Intersection and Sidewalk Improvements Utility Relocations: New project for utility work associated with a Public Works CIP project 002069A; anticipated completion in FY23.
- 002106B Haines Road - 60th Avenue to US 19 Utility Relocation for Roadway and Drainage Improvements: Project complete.
- 002131B 46th Ave N Sidewalk Improvements from 49th St to 37th St Utility Relocation: Project added for utility relocation associated with Public Works sidewalk project 002131A 46th Ave N from 49th St N. (CR 611) to 38th St N. Roadway Improvements.
- 002149A Logan Laboratory Improvements: Design scope change of addition for new laboratory space and converting existing laboratory to office spaces. The scope change and inflation increased cost of project.
- 002160A Pump Station 016/Park Blvd Force Main to South Cross Bayou Replacement: Schedule adjusted to reflect project completion in FY23 - additional funds added to FY23 construction budget.

Enterprise Capital Improvement Plan
Revisions from Previous Year

- 002166A South Cross Bayou Dewatering Improvements: No change to overall project budget. Construction costs adjusted based on revised schedule.
- 002232B Indian Rocks Road Sidewalk Improvements Phase 2B From Church Creek to 8th Avenue SW - Utilities Relocations: Schedule and budget adjusted based on updated information from Public Works.
- 002346B Indian Rocks Sewer CIPP - Phase 1: Construction extended into FY24. Projects 002346B and C Indian Rocks Sewer CIPP Phases 1 and 2 have merged; budget is on B project.
- 002346C Indian Rocks Sewer CIPP - Phase 2: Projects 002346B and C Indian Rocks Sewer CIPP Phases 1 and 2 have merged; budget is on B project.
- 002690B Utility Relocation for 62nd St @ 142nd Ave Intersection Improvements: Project completed.
- 002747C Sewer Interceptor Rehabilitation 94th Ave to 86th Ave: Project completed.
- 002747F Sanitary Sewer Interceptor Pipe Rehabilitation - Bee Pond Road: Construction shifted to FY23. Increase due to bid amount received in January 2022, and adding Construction Engineering Inspection (CEI) costs.
- 002747G Sanitary Sewer Interceptor Pipe Rehabilitation - 109th St.: Project construction budget increased based on revised engineer's estimate and additional fee for Construction Engineering Inspection (CEI). Construction budget extended into FY23 with project completion anticipated FY23.
- 002747H Sanitary Sewer Interceptor Pipe Rehabilitation - 74th Ave: Construction increased based upon revised engineer's estimate.
- 002747I Sanitary Sewer Interceptor Pipe Rehabilitation - Lealman: Increased construction amount based upon revised engineer's estimate.
- 002747J Sanitary Sewer Interceptor Pipe Rehabilitation - Hamlin Blvd and 46th Ave: Project completion anticipated FY23.
- 002747K Sanitary Sewer Pipe Rehabilitation - Seminole By-Pass Canal 10": Project budget substantially decreased due to alternative solution determined to be a viable and cost-saving solution. Project anticipated to be completed in FY23.
- 002927B 46th Avenue North Utility Relocation Sidewalk Design & Roadway Improvements From West Drainage Outfall Along 55th Street North R/W Corridor to 49th Street: Revised budget estimate based on updated information from Public Works.
- 002936B Corey Causeway Bridge 20 Inch Reclaimed Water Main Replacement: Project anticipated to be complete in FY22.
- 002937A South Cross Bayou Aeration Improvements: Project start date moved out to FY25. No change to budget.
- 002938A South Cross Bayou Bio solids Process Train Improvements: Increase to overall project budget due to increased construction costs. Additional design budget added for FY23 and construction budget extended into FY26.
- 002941A South Cross Bayou High Service Pump Improvements: Project budget adjusted to align with revised schedule. Increase in design and construction services based on improved estimates. Construction programmed to start FY25-26.
- 002944A South Cross Bayou Grit Facility Improvements: No change. Project completion anticipated FY22.
- 002992B Pump Station 122 Collection System and Bulkhead Wall Improvement: Project anticipated to be complete in FY22.
- 003122B Dunn Filtration and Disinfection Improvements: Funds adjusted to include construction through FY23. No change in overall budget total.
- 003123J ARV Hamlin Road and Nearby Design: Construction extended to FY23.

**Enterprise Capital Improvement Plan
Revisions from Previous Year**

- 003123L ARV Highland Ave: Schedule adjusted to extend construction into FY22.
- 003123M ARV Replacement - 54th Ave: Project is completed.
- 003142A Pump Station No. 357 Upgrades and Force Main Improvements: Project completed.
- 003147A Pinellas Park Interceptor Collection System Improvements: Pinellas County Utilities (PCU) will serve as the lead on this joint project with the city of Pinellas Park.
- 003204I Ridgewood Sewer Improvements: Construction advanced to FY23 with slight increase due to construction cost inflation.
- 003205A Pump Station 079 Improvements (North Redington Beach): Construction budget reflects a slight increase based on bid results received.
- 003210H Force main and ARV Replacement - Klosterman Road and Disston: Project is completed.
- 003239A Pump Station and Collection System Odor Control Equipment: Program project for pump station sub-projects annually, extended into FY28.
- 003325C Sanitary Sewer Cured In Place Pipelining - 2021-2022 Requests: Program to fund lining sub-projects throughout the year.
- 003407A South Cross Bayou Pavement Rehabilitation: Schedule adjusted to move construction to FY25.
- 003408A South Cross Bayou Denitrification Filter Rehab: No change to overall project budget. Construction costs adjusted based on revised schedule.
- 003409A Dunn Electrical Upgrades: Budget increase based on revised engineer's estimate due to increase costs and materials and start date moved out to FY23.
- 003430A Dunn Dewatering Improvements: Overall project budget increase for centrifuges. Construction extended into FY26.
- 003431A Dunn Pond Liner Replacement: Construction costs being moved forward in the CIP due to liner failure.
- 003432A Dunn Odor Control System: Budget increase for design costs based on potential project scope.
- 003605A Gravity Sewer Ductal Iron Pipe Rehab Program throughout the County: Increased funds shifted into FY24 and extended construction to FY28. Additional funds included in anticipation of new projects as a result of the Waste Water Master Plan.
- 003605B Gravity Sewer Ductile Iron Pipe Rehabilitation Lansbrook: Increased budget based on projected construction costs industry-wide; no change to schedule (programmed for FY24).
- 003746A WED Grit Capture System Improvements: Design shifted to start in FY24. Budget aligned with revised schedule with construction starting in FY25.
- 003747A WE Dunn Offsite Reclaim Pump Station Improvements: Increase in budget due to including the inline booster station and increase of 200% in steel costs in the last year.
- 003748A Gulf Blvd. Relocations @ the Narrows: Project completion FY22.
- 003750A WE Dunn Internal Recycle Pump Station Rehabilitation: Project schedule adjusted and budget shifted to align with revised schedule. Increase estimated for design and construction management services costs.
- 003756A SCB Plant Lighting Upgrades: Project completion anticipated FY22.
- 003758A South Cross Bayou Influent Pump Station Improvements: Design start date moved from FY23 to FY26.
- 003759A South Cross Bayou Operations and Control Building Improvements: Design shifted to FY26. Construction not included until further along in design.

Enterprise Capital Improvement Plan
Revisions from Previous Year

- 003760A North County Force Main Improvements: Adjusted design and construction budget estimates and schedule.
- 003761A Force Main Capacity Improvements - Highland Lakes FM: Adjusted design and construction budget estimates and schedule.
- 003762A Pump Stations Generator Improvements: Overall design costs have been reduced in FY23-25 and schedule has extended into FY25.
- 003763A Utilities Facilities Security: Decreased due to departmental reprioritized needs.
- 003765A Programmable Logic Controller Upgrades: Construction budget shifted to FY24 and FY25. No significant change to overall project budget.
- 003769A Advanced Metering Infrastructure (AMI) Reclaimed Water Meters: Increase budget based on the addition of contingency to the contract and outsourced construction inspection services. Project schedule extended one year into FY26.
- 003896B Crystal Beach Utility Relocation and Replacement Associated with Drainage and Roadway Improvements: New project for utility work associated with a Public Works CIP project 003896A Crystal Beach Drainage Improvements.
- 004143B Regional Resource Recovery Facility: No change to project budget. Schedule advanced to FY23.
- 004354A Pinellas Trail Loop North Segment Utility Relocations: No change.
- 004358A South Cross Bayou Digester Gas Flowmeter Installation: Budget revised based on January 2022 bid results and shifted for project completion in FY23.
- 004359A South Cross Bayou North and South Train Primary Clarifier Improvements: Project start date moved out to FY24.
- 004360A Pump Station 016 Improvements: Project schedule and budget adjusted. Design to begin FY22 and construction shifted to start FY26 and be completed in FY28. Budget estimate revised based on preliminary construction estimate and the addition of a generator.
- 004361A WE Dunn Fall Protection Installation: Design costs increased.
- 004362A WED Operations Building Modifications: Schedule shifted for project start in FY25 with completion in FY27. Budget increased due to anticipated material, equipment, and construction costs.
- 004363A Chesnut Park Managed Aquifer Recharge Project: Project on hold due to permitting issues.
- 004364A Chesnut Park Aquifer Storage and Recovery System Project: Schedule adjusted to reflect delays in permitting. No change to budget.
- 004365A Dunn Exploratory Well: Schedule adjusted to reflect delays in permitting to include budget beyond six-year plan. No change to overall project budget.
- 004368A South Cross UV Disinfection System Replacement: Project budget and schedule shifted to start FY24.
- 004450A Dolphin Drive Utility Relocation for City of Belleair Bluffs Roadway Improvements: Project scheduled to be completed in FY22. No change to budget.
- 004478F Bryan Dairy at Lake Seminole Bypass Canal 8-Inch F.M. Replacement: Project anticipated completion in FY22.
- 004478G 3343 Crescent Oaks Blvd Gravity Sewer Main Replacement: Shifted construction budget to FY23; project estimated completion FY23.
- 004478H Kingfisher Drive & Belcher Road Sewer Gravity Main Replacement: Project completed.

Enterprise Capital Improvement Plan
Revisions from Previous Year

- 004489A SCB Roofing replacements - Multiple Buildings: Design budget added for FY25 and construction start shifted to FY26.
- 004495A 72nd Terrace Gravity Sewer and 72nd Avenue Gravity Interceptor Upgrade: Increase costs due to modeling and redesign for pipe deeper than originally anticipated.
- 004532A CR 95 Force Main Replacement/Relocation: Project schedule extended into FY23.
- 004540B West Bay Drive Utility Relocation and Replacement: New project for utility work associated with a Public Works CIP project 004540A West Bay Complete Streets project from the Belleair Bridge to Clearwater-Largo Road; anticipated completion in FY23.
- 004572A Marlin Drive Utility Relocation for City of Belleair Bluffs Roadway Improvements: Slight budget increase based on agreement with City of Belleair Bluffs. Construction extended into FY24.
- 004574A FDOT Utility Relocation US 19 From CR 95 to Pine: Schedule and budget adjusted based on Florida Department of Transportation (FDOT) revised estimates and project timeline. Design estimates slightly reduced; no change to project schedule.
- 004575A FDOT Utility Relocation US 19 from Nebraska Av to Timberlane Rd 433797-1: Project has been pushed out beyond FY28; rescheduled to start in FY34-35 based on Florida Department of Transportation (FDOT) revised estimates and project timeline.
- 004576A FDOT Utility Relocation US 19 from Timberlane Rd. to Lake St. 433796-1: Project reschedule for start in FY34-35 based on Florida Department of Transportation (FDOT) revised estimates and project timeline.
- 004578A Building Hardening - General Maintenance Building South: Construction budget shifted to FY23. No change to overall project cost.
- 004903A South Cross Bayou Fiber Optic Upgrades: Design budget reduced and construction budget increased. No change overall to project total budget or schedule.
- 004904A South Cross Bayou Pelletizer Dust Hazard Mitigation: Project schedule and budget shifted to start FY23.
- 004905A South Cross Bayou Reclaim Water Storage Tanks Rehabilitation: No change.
- 004906A South Cross Bayou Electrical Switchgear Replacement: Construction start shifted to FY24-FY27. No change to overall budget.
- 004907A Force Main and ARV Replacements- 20\201D Force Main Camelot Court: Increase budget estimate based on acquisition costs.
- 004908A Force Main and ARV Replacements - 30\201D Force Main Pinellas Trail and Klosterman: Increase in materials, labor, and construction costs.
- 004909A 62nd Street North Force Main Extension and Gravity Main Capacity Improvement: Increase due to refined engineering estimates.
- 004911A Bear Creek 14\201D Force Main Replacement Project: New project, design has started. Construction is anticipated to be in FY24.
- 005015A Manufactured Home Communities Wastewater Collection System Improvements: Project increase due to inclusion of construction costs. Resilient Florida grant funding is anticipated for the construction costs.
- 005015C Manufactured Home Communities Wastewater Collection System Imp-Canal Crossings: New project request.
- 005217A North County Supplemental Reclaim Water Supply: New project FY24-FY26.
- 005219A Forelock/Mistwood Force Main Replacement from Lift Station 387: New project FY23-FY24.
- 005220A Utilities Generator Buildings Sprinkler Installations: New project FY23-FY25.

Enterprise Capital Improvement Plan
Revisions from Previous Year

005221A Pump Station 182 Rehabilitation: New project FY23-FY24.

005222A Logan Utilities Operations Center Building: New project FY23-FY26.

005225A Find and Fix Pipe Lining and Private Sewer Laterals: New project, part of the Private Sewer Lateral Policy, FY23-FY27.

005226A South Cross Bayou Building Hardenings for the Operations Support Center and Dewatering Building: New project FY24-FY26.

005229A Pump Station 327 Rehabilitation: New project FY26-FY28.

005582A 24 in Force Main Replacement at 53rd Avenue and Duhme Rd.: New project.

005584A Countywide Concrete Force Main Replacement: New project.

006052A Septic to Sewer Program Phase 1: New project that is ARPA funded.

FUNCTION: TRANSPORTATION

Program 2049 - Airport Capital Projects Program

000033A Cargo Apron Rehab and Runway 9/27 Conversion: Schedule and budget adjusted per Airport Engineer on 1/18/22. Project scheduled for completion FY24.

000034A Construct New General Aviation Taxiways and Roads Airport: Scope of work (SOW) updated to include perimeter road and fence relocation.

000035A Runway 18/36 Rehabilitation Airport: No change.

000037A Acquire Airport Rescue and Fire-Fighting Vehicles Airport: Budget reduced. FAA will not allow use of Passenger Facility Charges to pay for a "reserve" truck. Only one "active" truck was allowed to be purchased.

001064A Relocate Airfield Electric Vault: Project construction anticipated to complete August 2022.

001546A Airport Landside Improvements: Project substantially completed in FY20. Estimate included in FY21 for payment of final invoice.

002877A Multi-Level Airport Parking Garage: Project schedule pushed out to FY30 and FY31 to balance the forecast.

003343A New Passenger Terminal Improvements: Increase due to the inclusion of FY28 in the CIP plan. New funding has been committed, namely FDOT's Strategic Airport Investment Grant, FDOT SIS Grant. Increased Airport share in those years where a match is required. Had to adjust funding for SIS since we cannot use it until FY27-28.

004350A Upgrade Airport Lift Station Near Army Reserve Base: Increased due to revised estimates to rehab pump station. Schedule shifted out to start in FY23.

004351A Replace Passenger Portal Gates 7-11: This project has been awarded and construction is due to begin in April 2022, with completion to happen in late FY22.

004352A Installation of New Service Elevator: Project was just awarded and the project should end in the last quarter of FY22.

004466A Canopy Passenger Walkway to Terminal Building: Project schedule adjusted to start FY23. No change to project budget.

004569A Construct Airco Access Roads: Project merged with Airco Site Preparation project PID 004571A.

Enterprise Capital Improvement Plan
Revisions from Previous Year

004570A Pave Strawberry Parking Lot & Shuttle Road: Project schedule advanced for design to begin in FY23. Increased budget due to additional scope to include permanent lighting, paving of a remote employee lot and a permanent toll booth structure.

004571A Airco Site Preparation: Scheduled shifted from FY22-FY23 to FY25-FY27. Budget increased based upon anticipated scope. Project being reviewed as possible consideration to be done by developer.

004910A Airport Cell Lot Restrooms: Increased based on updated construction estimates.

006041B Replace Airport Terminal Carpeting: New project. ARPA funded.

006041C Renovate Airport Terminal Restrooms: New project. ARPA funded.

006041D Terminal Mitigation of Water Intrusion: New project. ARPA funded.

Operating Budget Impact by Fund by Year

Capital Projects Operating Budget Impacts by Fund by Year														
A CIP Goal: Develop a realistic operating budget fiscal impact for the project upon its completion. To facilitate multi-year budgetary planning, information on each project's estimated fiscal impact on future operating budgets is vital. This information is used to forecast additional funding needed in the operating budget for projects completed in an outer year. If we build it, how much will it cost to operate and maintain it?														
Project Number	Project Name	Fund Code	Fund Name	Account	Account Name	Function Name	Activity	Description	2023	2024	2025	2026	2027	2028
001109A	County Justice Center Judicial Consolidation	1	General Fund	5349000	Contract Services-Other	General Government Services	Court Support	Other contracts such as janitorial	\$ -	\$ 12,560	\$ 12,930	\$ 13,310	\$ 13,710	\$ 14,130
001109A	County Justice Center Judicial Consolidation	1	General Fund	5460001	Repair&Maintenance Svcs	General Government Services	Court Support	Repairs and maintenance	\$ -	\$ 7,480	\$ 7,850	\$ 8,240	\$ 8,650	\$ 9,100
001109A	County Justice Center Judicial Consolidation	1	General Fund	5520001	Operating Supplies Exp	General Government Services	Court Support	Operating supplies	\$ -	\$ 3,800	\$ 3,980	\$ 4,190	\$ 4,390	\$ 4,610
001109A	County Justice Center Judicial Consolidation	1	General Fund	5833090	Utilities	General Government Services	Court Support	Utilities- water and electric	\$ -	\$ 18,840	\$ 19,780	\$ 20,770	\$ 21,810	\$ 22,900
004179A	New Jail Security Entry Center (SEC)	1	General Fund	5340001	Other Contractual Svcs	Public Safety	Detention &/Or Correction	Other contract services	\$ -	\$ -	\$ -	\$ 6,360	\$ 6,680	\$ 7,010
004179A	New Jail Security Entry Center (SEC)	1	General Fund	5462000	Repair&Maint-Buildings	Public Safety	Detention &/Or Correction	Repair and maintenance	\$ -	\$ -	\$ -	\$ 7,800	\$ 8,190	\$ 8,600
004179A	New Jail Security Entry Center (SEC)	1	General Fund	5520001	Operating Supplies Exp	Public Safety	Detention &/Or Correction	Operating supplies	\$ -	\$ -	\$ -	\$ 7,800	\$ 8,190	\$ 8,600
004179A	New Jail Security Entry Center (SEC)	1	General Fund	5600001	Budget-Capital Outlay	Public Safety	Detention &/Or Correction	Equipment	\$ -	\$ -	\$ -	\$ 1,800	\$ 1,890	\$ 1,980
004179A	New Jail Security Entry Center (SEC)	1	General Fund	5833090	Utilities	Public Safety	Detention &/Or Correction	Utilities	\$ -	\$ -	\$ -	\$ 38,160	\$ 40,070	\$ 42,070
004582A	Pod and Sat Runner Units	1	General Fund	5410001	Communication Services	Public Safety	Emergency & Disaster	Mobile satellite (MSAT) services which will cost \$4700 a year per sat runner purchased. Plus SIM Cards for Podrunners which will cost \$35 a month. Emergency Management has already included this in their Operating Budget.	\$ 10,000	\$ 15,000	\$ 15,000	\$ 15,000	\$ 15,000	\$ 15,000
004992A	South County Service Center Replacement/Purchase	1	General Fund	5340001	Other Contractual Svcs	General Government Services	Other General Government	Janitorial services	\$ 80,000	\$ 80,000	\$ 80,000	\$ 80,000	\$ 80,000	\$ 80,000
004992A	South County Service Center Replacement/Purchase	1	General Fund	5430001	Utility Service	General Government Services	Other General Government	Operating costs associated with acquisition, outlined by the South County Service Center agreement	\$ 100,000	\$ 100,000	\$ 100,000	\$ 100,000	\$ -	\$ -
004992A	South County Service Center Replacement/Purchase	1	General Fund	5520001	Operating Supplies Exp	General Government Services	Other General Government	Operating supplies	\$ 100,000	\$ 100,000	\$ 100,000	\$ 100,000	\$ 100,000	\$ 100,000
0001 General Fund Total									\$ 290,000	\$ 337,680	\$ 339,540	\$ 403,430	\$ 308,580	\$ 314,000
Project Number	Project Name	Fund Code	Fund Name	Account	Account Name	Function Name	Activity	Description	2023	2024	2025	2026	2027	2028
000087A	22nd Ave S - 58th St S to 34th St S Roadway Improvement	1001	Co. Transportation Trust	5460001	Repair&Maintenance Svcs	Transportation	Road & Street Facilities	Sidewalk, pavement, signal maintenance	\$ -	\$ 6,000	\$ 6,000	\$ 6,000	\$ 6,000	\$ 6,000
000186B	Pinellas/Duke Energy Trail Extension Phase II	1001	Co. Transportation Trust	5460001	Repair&Maintenance Svcs	Transportation	Road & Street Facilities	Trail maintenance	\$ 6,000	\$ 6,000	\$ 6,000	\$ 6,000	\$ 6,000	\$ 6,000
000700A	Westwinds Drive Bridge Replacement over WestWind Canal	1001	Co. Transportation Trust	5460001	Repair&Maintenance Svcs	Transportation	Road & Street Facilities	Roadway and fixed bridge maintenance	\$ 6,000	\$ 6,000	\$ 6,000	\$ 6,000	\$ 6,000	\$ 6,000
000702A	Crosswinds Drive Bridge Replacement over Crosswinds Canal	1001	Co. Transportation Trust	5460001	Repair&Maintenance Svcs	Transportation	Road & Street Facilities	Roadway and fixed bridge maintenance	\$ -	\$ 6,000	\$ 6,000	\$ 6,000	\$ 6,000	\$ 6,000
000957A	62nd Avenue North at 58th Street N Intersection Improvements	1001	Co. Transportation Trust	5460001	Repair&Maintenance Svcs	Transportation	Road & Street Facilities	Sidewalk maintenance	\$ 6,000	\$ 6,000	\$ 6,000	\$ 6,000	\$ 6,000	\$ 6,000
000958A	49th St N @ 38th Ave N and 30th Ave N, 58th St N @ 38th Ave N ADA Ramps Upgrade, Sidewalk, and Intersection Improvements	1001	Co. Transportation Trust	5460001	Repair&Maintenance Svcs	Transportation	Road & Street Facilities	Sidewalk maintenance	\$ 6,000	\$ 6,000	\$ 6,000	\$ 6,000	\$ 6,000	\$ 6,000
001020A	N.E. Coachman Road at Old Coachman Road Intersection Improvements	1001	Co. Transportation Trust	5460001	Repair&Maintenance Svcs	Transportation	Road & Street Facilities	Sidewalk, pavement, ditch, signal maintenance	\$ 6,000	\$ 6,000	\$ 6,000	\$ 6,000	\$ 6,000	\$ 6,000
001022A	102nd Avenue N at Antilles Drive Intersection Improvements	1001	Co. Transportation Trust	5460001	Repair&Maintenance Svcs	Transportation	Road & Street Facilities	Sidewalk, pavement, ditch, signal maintenance	\$ 6,000	\$ 6,000	\$ 6,000	\$ 6,000	\$ 6,000	\$ 6,000
002063A	Starkey Road road reconstruction & widening from Flamevine to Bryan Dairy Road	1001	Co. Transportation Trust	5460001	Repair&Maintenance Svcs	Transportation	Road & Street Facilities	Sidewalk, pavement, ditch, signal maintenance	\$ -	\$ -	\$ 17,000	\$ 17,000	\$ 17,000	\$ 17,000
002069A	62nd Avenue N & 25th Street N Sidewalk Intersection Improvements	1001	Co. Transportation Trust	5460001	Repair&Maintenance Svcs	Transportation	Road & Street Facilities	Sidewalk, pavement, ditch, signal maintenance	\$ -	\$ 6,000	\$ 6,000	\$ 6,000	\$ 6,000	\$ 6,000
002106A	Haines Road - 60th Avenue to US 19 Roadway and Drainage Improvements	1001	Co. Transportation Trust	5460001	Repair&Maintenance Svcs	Transportation	Road & Street Facilities	Sidewalk, pavement, ditch, signal maintenance	\$ 6,000	\$ 6,000	\$ 6,000	\$ 6,000	\$ 6,000	\$ 6,000
002110A	Forest Lakes Blvd Pavement Rehabilitation - Phase II	1001	Co. Transportation Trust	5460001	Repair&Maintenance Svcs	Transportation	Road & Street Facilities	Sidewalk, pavement, ditch, signal maintenance	\$ 17,000	\$ 17,000	\$ 17,000	\$ 17,000	\$ 17,000	\$ 17,000
002128A	42nd Avenue from 35th Street N to 46th Street N Drainage and Sidewalk	1001	Co. Transportation Trust	5460001	Repair&Maintenance Svcs	Transportation	Road & Street Facilities	Sidewalk, pavement, ditch, signal maintenance	\$ -	\$ -	\$ 6,000	\$ 6,000	\$ 6,000	\$ 6,000
002702A	67th Street N. Roadway Improvements from 48th Ave. N. to 50th Avenue N and 67th Street N. from 54th Avenue N. to south Dead End	1001	Co. Transportation Trust	5460001	Repair&Maintenance Svcs	Transportation	Other Transportation	Sidewalk, pavement, ditch, signal maintenance	\$ 6,000	\$ 6,000	\$ 6,000	\$ 6,000	\$ 6,000	\$ 6,000
002927A	46th Ave. N. Sidewalk Improvements from 49th St. N. to 55th St. N.	1001	Co. Transportation Trust	5460001	Repair&Maintenance Svcs	Transportation	Road & Street Facilities	Sidewalk, pavement, ditch, signal maintenance	\$ -	\$ 6,000	\$ 6,000	\$ 6,000	\$ 6,000	\$ 6,000

Operating Budget Impact by Fund by Year

Project Number	Project Name	Fund Code	Fund Name	Account	Account Name	Function Name	Activity	Description	2023	2024	2025	2026	2027	2028
002932A	Crystal Beach Paving & Drainage Improvements	1001	Co. Transportation Trust	5460001	Repair&Maintenance Svcs	Transportation	Other Transportation	Pavement, ditch maintenance	\$ 6,000	\$ 6,000	\$ 6,000	\$ 6,000	\$ 6,000	\$ 6,000
003306A	Sidewalk on 62nd Avenue North from 58th Street North to 62nd Street North	1001	Co. Transportation Trust	5460001	Repair&Maintenance Svcs	Transportation	Road & Street Facilities	Sidewalk, ditch maintenance	\$ 3,000	\$ 3,000	\$ 3,000	\$ 3,000	\$ 3,000	\$ 3,000
003776A	Intelligent Transportation Equipment Installation and Replacement	1001	Co. Transportation Trust	5464000	Repair&Maint-Equipment	Transportation	Road & Street Facilities	Device repair charges (may include ITS)	\$ 1,000	\$ 1,000	\$ 1,000	\$ 1,000	\$ 1,000	\$ 1,000
003876A	49th St N. (CR 611) at 70th Ave N. Intersection Improvement	1001	Co. Transportation Trust	5460001	Repair&Maintenance Svcs	Transportation	Road & Street Facilities	Pavement, ditch maintenance	\$ -	\$ -	\$ 6,000	\$ 6,000	\$ 6,000	\$ 6,000
003880A	102nd Ave from 137th St to 113th St Roadway Improvements	1001	Co. Transportation Trust	5460001	Repair&Maintenance Svcs	Transportation	Road & Street Facilities	Sidewalk, pavement, ditch, signal maintenance	\$ -	\$ -	\$ -	\$ -	\$ 6,000	\$ 6,000
003882A	54th Ave. N. Roadway Improvements from 49th St. N. to 34th St. N.	1001	Co. Transportation Trust	5460001	Repair&Maintenance Svcs	Transportation	Road & Street Facilities	Sidewalk, pavement, signal maintenance	\$ -	\$ -	\$ -	\$ 6,000	\$ 6,000	\$ 6,000
004182A	Nebraska Ave Roadway Improvement from Alt US 19 to West Lake Blvd	1001	Co. Transportation Trust	5460001	Repair&Maintenance Svcs	Transportation	Road & Street Facilities	Sidewalk, pavement, ditch, signal maintenance	\$ -	\$ -	\$ -	\$ -	\$ 6,000	\$ 6,000
1001 Co. Transportation Trust Total									\$ 75,000	\$ 99,000	\$ 128,000	\$ 134,000	\$ 146,000	\$ 146,000
Project Number	Project Name	Fund Code	Fund Name	Account	Account Name	Function Name	Activity	Description	2023	2024	2025	2026	2027	2028
002996A	Redington Beach Rescue Station	1006	Emergency Medical Service	5160001	Other Personal Services	Public Safety	Ambulance & Rescue	Emergency Medical Services (EMS) will fund one additional 24/7 position starting in FY23	\$ -	\$ 500,000	\$ 500,000	\$ 500,000	\$ 500,000	\$ 500,000
1006 Emergency Medical Service Total									\$ -	\$ 500,000	\$ 500,000	\$ 500,000	\$ 500,000	\$ 500,000
Project Number	Project Name	Fund Code	Fund Name	Account	Account Name	Function Name	Activity	Description	2023	2024	2025	2026	2027	2028
000157A	Lake Seminole Sediment Removal	1094	Surface Water Utility Fund	5340001	Other Contractual Svcs	Physical Environment	Flood Control	Mowing (maintenance of Dredged Material Management Areas or DMMA)	\$ 7,000	\$ 11,500	\$ 11,500	\$ 11,500	\$ 11,500	\$ 11,500
000183A	Pinellas Trail - 54th Avenue Drainage Improvements	1094	Surface Water Utility Fund	5460001	Repair&Maintenance Svcs	Physical Environment	Flood Control	O&M	\$ 6,000	\$ 6,000	\$ 6,000	\$ 6,000	\$ 6,000	\$ 6,000
002123A	Roosevelt Creek Channel 5 Improvements	1094	Surface Water Utility Fund	5340001	Other Contractual Svcs	Physical Environment	Flood Control	Monitoring & maintenance of plantings.	\$ 8,700	\$ 7,500	\$ 7,500	\$ 7,500	\$ 7,500	\$ 7,500
002124A	Cross Bayou Improvements Phase 1	1094	Surface Water Utility Fund	5460001	Repair&Maintenance Svcs	Physical Environment	Flood Control	Monitoring, mowing & maintenance of plantings.	\$ -	\$ -	\$ -	\$ -	\$ -	\$ 15,000
003001C	Lealman Regional Stormwater Facility	1094	Surface Water Utility Fund	5340001	Other Contractual Svcs	Physical Environment	Flood Control	Monitoring	\$ -	\$ -	\$ -	\$ -	\$ 500	\$ 500
003130A	Roosevelt Creek Stormwater Facility Improvements	1094	Surface Water Utility Fund	5340001	Other Contractual Svcs	Physical Environment	Flood Control	Monitoring & maintenance of plantings.	\$ 17,000	\$ 17,000	\$ 9,000	\$ -	\$ -	\$ -
003130A	Roosevelt Creek Stormwater Facility Improvements	1094	Surface Water Utility Fund	5460001	Repair&Maintenance Svcs	Physical Environment	Flood Control	O&M	\$ -	\$ -	\$ -	\$ 9,000	\$ 9,000	\$ 9,000
003435A	Baypointe Stormwater Conservation Area	1094	Surface Water Utility Fund	5340001	Other Contractual Svcs	Physical Environment	Flood Control	Mowing, Monitoring & Maintenance of plantings.	\$ -	\$ 78,000	\$ 69,000	\$ 69,000	\$ 69,000	\$ 69,000
003435A	Baypointe Stormwater Conservation Area	1094	Surface Water Utility Fund	5460001	Repair&Maintenance Svcs	Physical Environment	Flood Control	Vegetation Spraying	\$ -	\$ -	\$ 18,000	\$ 9,000	\$ 9,000	\$ 9,000
003894A	Mullet Creek Channel B Bank Stabilization	1094	Surface Water Utility Fund	5460001	Repair&Maintenance Svcs	Physical Environment	Flood Control	Monitoring & Maintenance of plantings plus expected annual savings to Operating & Maintenance due to reduced repairs to banks/bank stabilization efforts needed in prior years results in net reduction.	\$ -	\$ -	\$ (37,500)	\$ (37,500)	\$ (37,500)	\$ (37,500)
003900A	Stormwater Starkey Facility M10 Modification	1094	Surface Water Utility Fund	5340001	Other Contractual Svcs	Physical Environment	Flood Control	Monitoring & Maintenance of plantings, including mowing	\$ -	\$ -	\$ 600	\$ 3,700	\$ 2,300	\$ 2,300
003900A	Stormwater Starkey Facility M10 Modification	1094	Surface Water Utility Fund	5460001	Repair&Maintenance Svcs	Physical Environment	Flood Control	Vegetation Spraying	\$ -	\$ -	\$ 200	\$ 400	\$ 500	\$ 500
004135A	Starkey Road Channel S Bank Stabilization Improvements	1094	Surface Water Utility Fund	5460001	Repair&Maintenance Svcs	Physical Environment	Flood Control	Reduced Operating & Maintenance Budget due to reduced need for repair	\$ -	\$ -	\$ -	\$ -	\$ -	\$ (1,000)
004296A	Stormwater Quality Program PIV	1094	Surface Water Utility Fund	5340001	Other Contractual Svcs	Physical Environment	Flood Control	002650A Eagle Lake Water Quality Improvements Operating Impacts - Monitoring	\$ 800	\$ 800	\$ 800	\$ 800	\$ 800	\$ 800
004296A	Stormwater Quality Program PIV	1094	Surface Water Utility Fund	5340001	Other Contractual Svcs	Physical Environment	Flood Control	003745A Ibis Stormwater Pond Improvements Operating Impacts- Monitoring & Maintenance of plantings, including Bioswale	\$ 45,600	\$ 4,400	\$ 1,600	\$ 1,600	\$ 1,600	\$ 1,600
1094 Surface Water Utility Fund Total									\$ 85,100	\$ 125,200	\$ 86,700	\$ 81,000	\$ 80,200	\$ 94,200
Project Number	Project Name	Fund Code	Fund Name	Account	Account Name	Function Name	Activity	Description	2023	2024	2025	2026	2027	2028
001601A	Water Meter Replacement	4031	Water Revenue & Operating	5680100	Software-Purchased	Physical Environment	Water Utility Services	Software and service fees	\$ 331,880	\$ 326,930	\$ 451,590	\$ 493,160	\$ 498,310	\$ 503,610
4031 Water Revenue & Operating Total									\$ 331,880	\$ 326,930	\$ 451,590	\$ 493,160	\$ 498,310	\$ 503,610
Project Number	Project Name	Fund Code	Fund Name	Account	Account Name	Function Name	Activity	Description	2023	2024	2025	2026	2027	2028
003239A	Pump Station and Collection System Odor Control Equipment	4051	Sewer Revenue & Operating	5460001	Repair&Maintenance Svcs	Physical Environment	Sewer Services	Maintenance costs for odor control systems	\$ 7,000	\$ 7,000	\$ 7,000	\$ 7,000	\$ 12,000	\$ 12,000
003762A	Pump Stations Generator Improvements	4051	Sewer Revenue & Operating	5460001	Repair&Maintenance Svcs	Physical Environment	Sewer Services	Pump station generators	\$ 2,500	\$ 2,500	\$ 7,500	\$ 7,500	\$ 7,500	\$ 7,500
003769A	Reclaimed Water Meters	4051	Sewer Revenue & Operating	5680100	Software-Purchased	Physical Environment	Sewer Services	Software and service fees	\$ 306,350	\$ 301,780	\$ 416,860	\$ 455,220	\$ 459,980	\$ 464,870
4051 Sewer Revenue & Operating Total									\$ 315,850	\$ 311,280	\$ 431,360	\$ 469,720	\$ 479,480	\$ 484,370